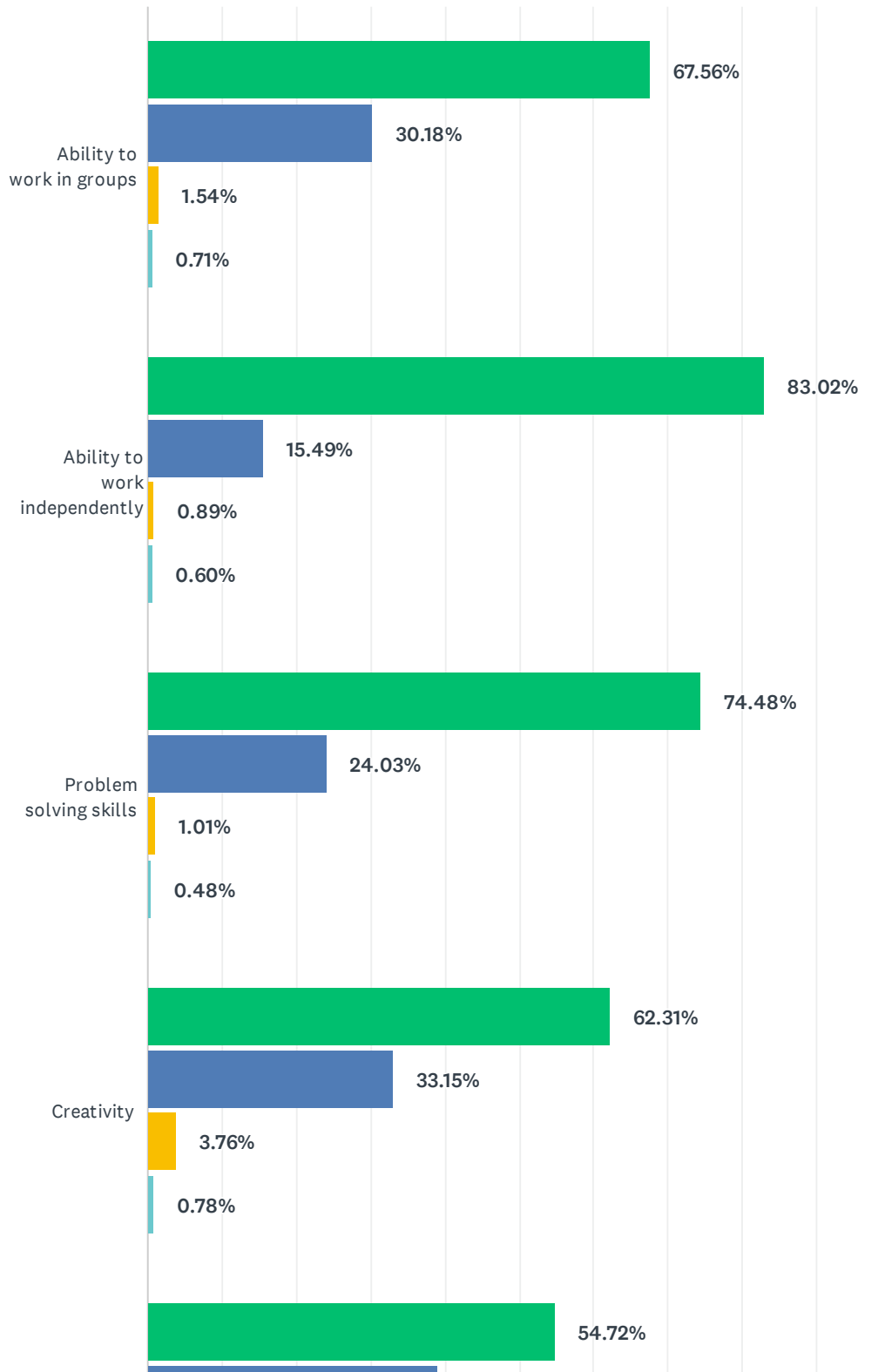
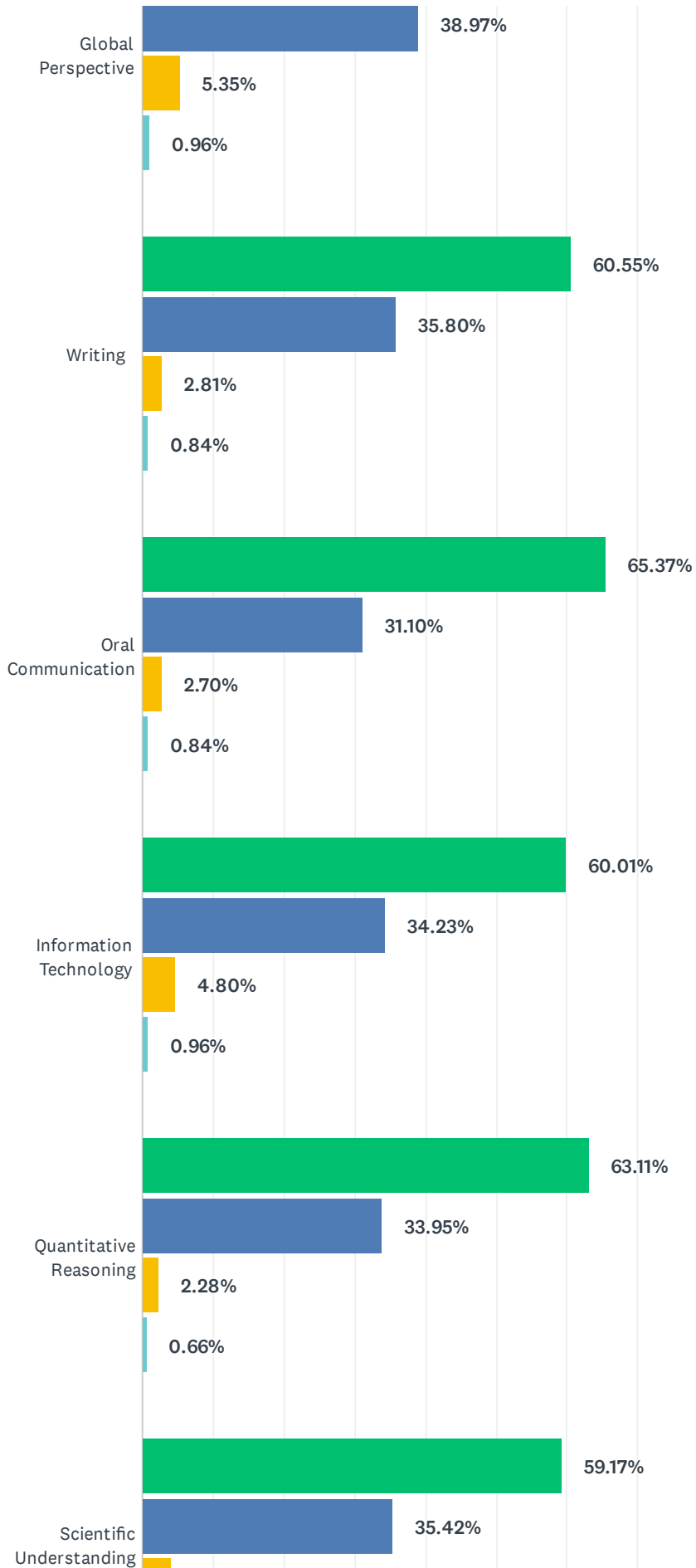


**Q1 In regard to your educational experiences at Ferris/Kendall, please indicate your level of satisfaction with your knowledge/abilities in each of the following:**

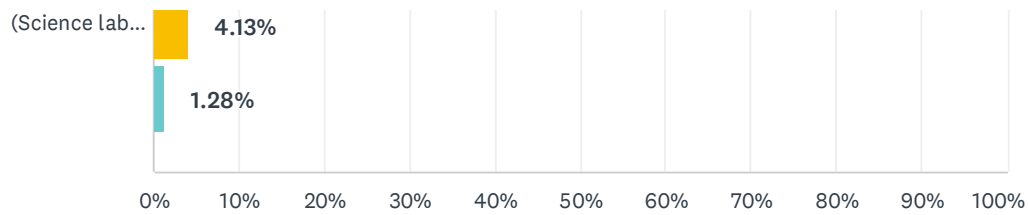
Answered: 1,683 Skipped: 4



2022-23 Ferris State University/Kendall College of Art & Design Graduate Exit Survey



## 2022-23 Ferris State University/Kendall College of Art & Design Graduate Exit Survey

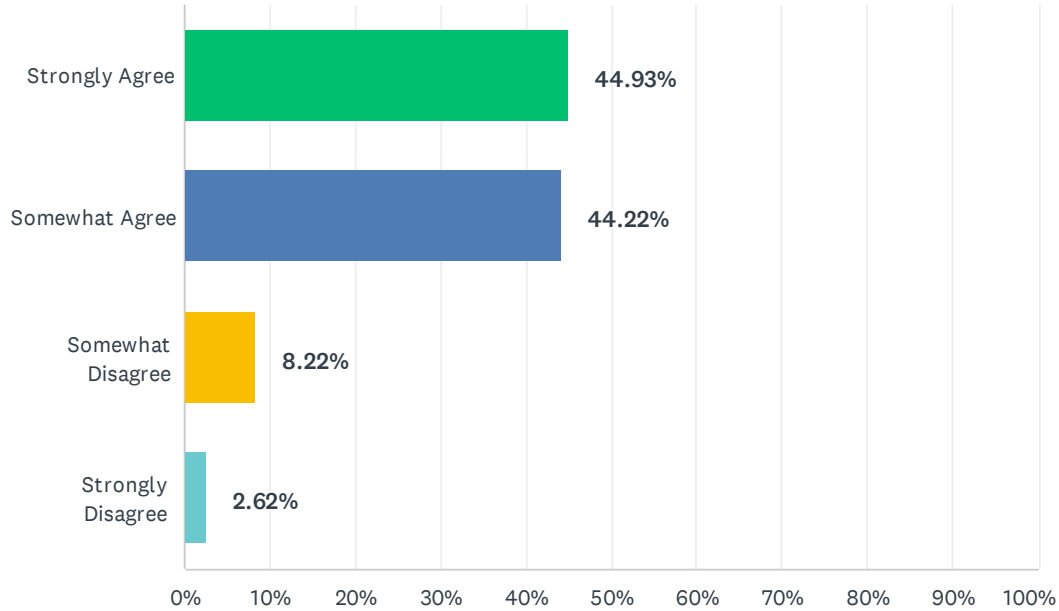


■ Very Satisfi...   
 ■ Somewhat ...   
 ■ Somewhat ...   
 ■ Very Dissat...

	VERY SATISFIED	SOMEWHAT SATISFIED	SOMEWHAT DISSATISFIED	VERY DISSATISFIED	TOTAL	WEIGHTED AVERAGE
Ability to work in groups	67.56% 1,137	30.18% 508	1.54% 26	0.71% 12	1,683	1.35
Ability to work independently	83.02% 1,393	15.49% 260	0.89% 15	0.60% 10	1,678	1.19
Problem solving skills	74.48% 1,249	24.03% 403	1.01% 17	0.48% 8	1,677	1.27
Creativity	62.31% 1,043	33.15% 555	3.76% 63	0.78% 13	1,674	1.43
Global Perspective	54.72% 910	38.97% 648	5.35% 89	0.96% 16	1,663	1.53
Writing	60.55% 1,013	35.80% 599	2.81% 47	0.84% 14	1,673	1.44
Oral Communication	65.37% 1,091	31.10% 519	2.70% 45	0.84% 14	1,669	1.39
Information Technology	60.01% 1,001	34.23% 571	4.80% 80	0.96% 16	1,668	1.47
Quantitative Reasoning	63.11% 1,052	33.95% 566	2.28% 38	0.66% 11	1,667	1.40
Scientific Understanding (Science lab classes)	59.17% 974	35.42% 583	4.13% 68	1.28% 21	1,646	1.48

## Q2 I believe Ferris State University/Kendall College of Art & Design was a good value for my money.

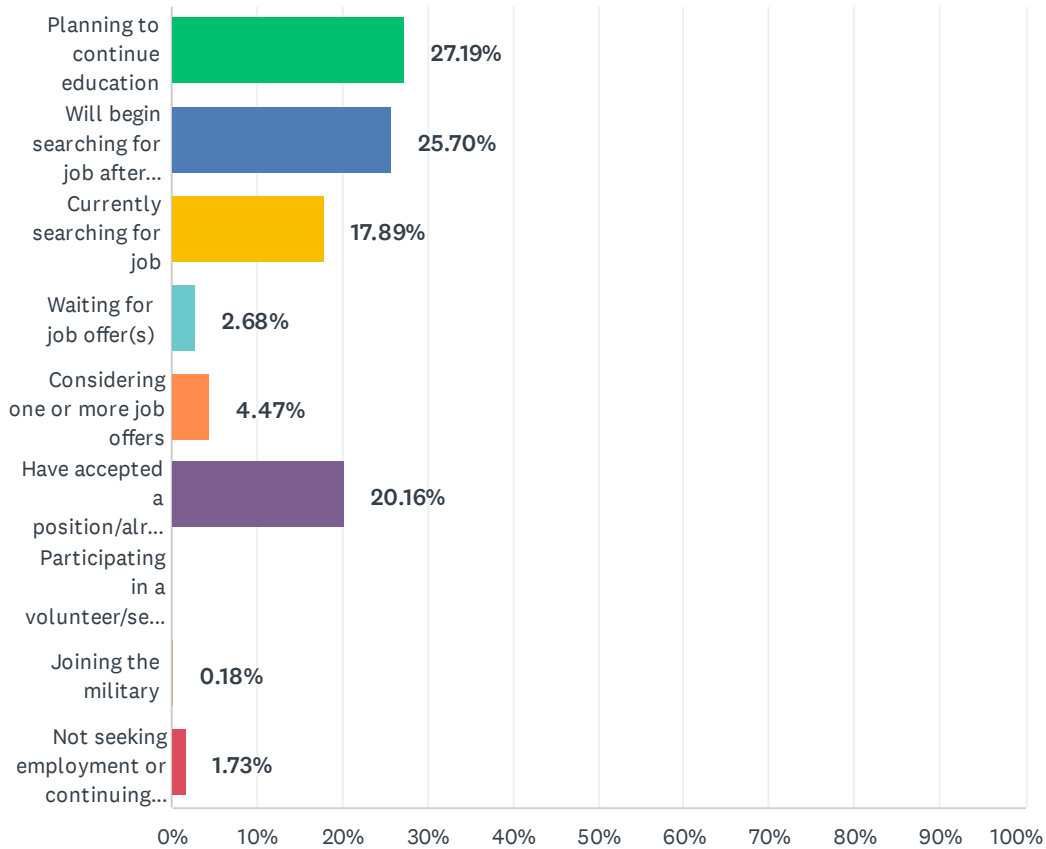
Answered: 1,678 Skipped: 9



ANSWER CHOICES	RESPONSES	
Strongly Agree	44.93%	754
Somewhat Agree	44.22%	742
Somewhat Disagree	8.22%	138
Strongly Disagree	2.62%	44
<b>TOTAL</b>		<b>1,678</b>

### Q3 Which of the following best describes your immediate plans after graduation?

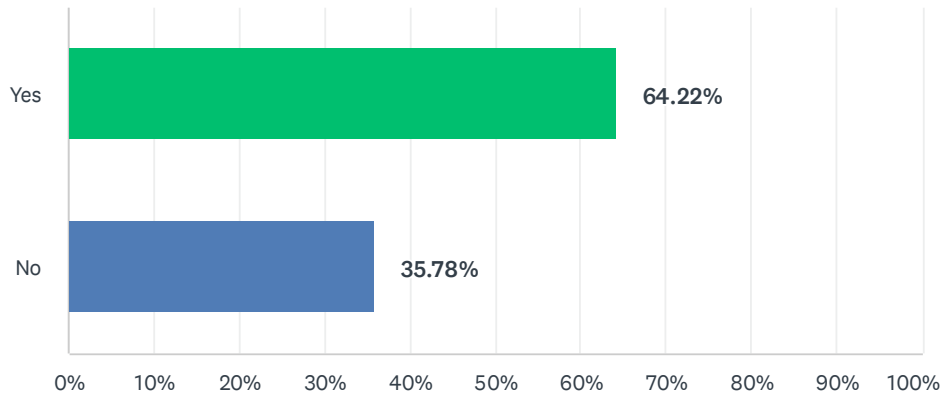
Answered: 1,677 Skipped: 10



ANSWER CHOICES	RESPONSES	
Planning to continue education	27.19%	456
Will begin searching for job after graduation	25.70%	431
Currently searching for job	17.89%	300
Waiting for job offer(s)	2.68%	45
Considering one or more job offers	4.47%	75
Have accepted a position/already have a position	20.16%	338
Participating in a volunteer/service program (i.e., Peace Corps)	0.00%	0
Joining the military	0.18%	3
Not seeking employment or continuing education at this time	1.73%	29
<b>TOTAL</b>		<b>1,677</b>

### Q4 Did you complete one or more experienceships/internships (paid or unpaid, Ferris/Kendall sponsored or not, practicums, clinical experience, student teaching)?

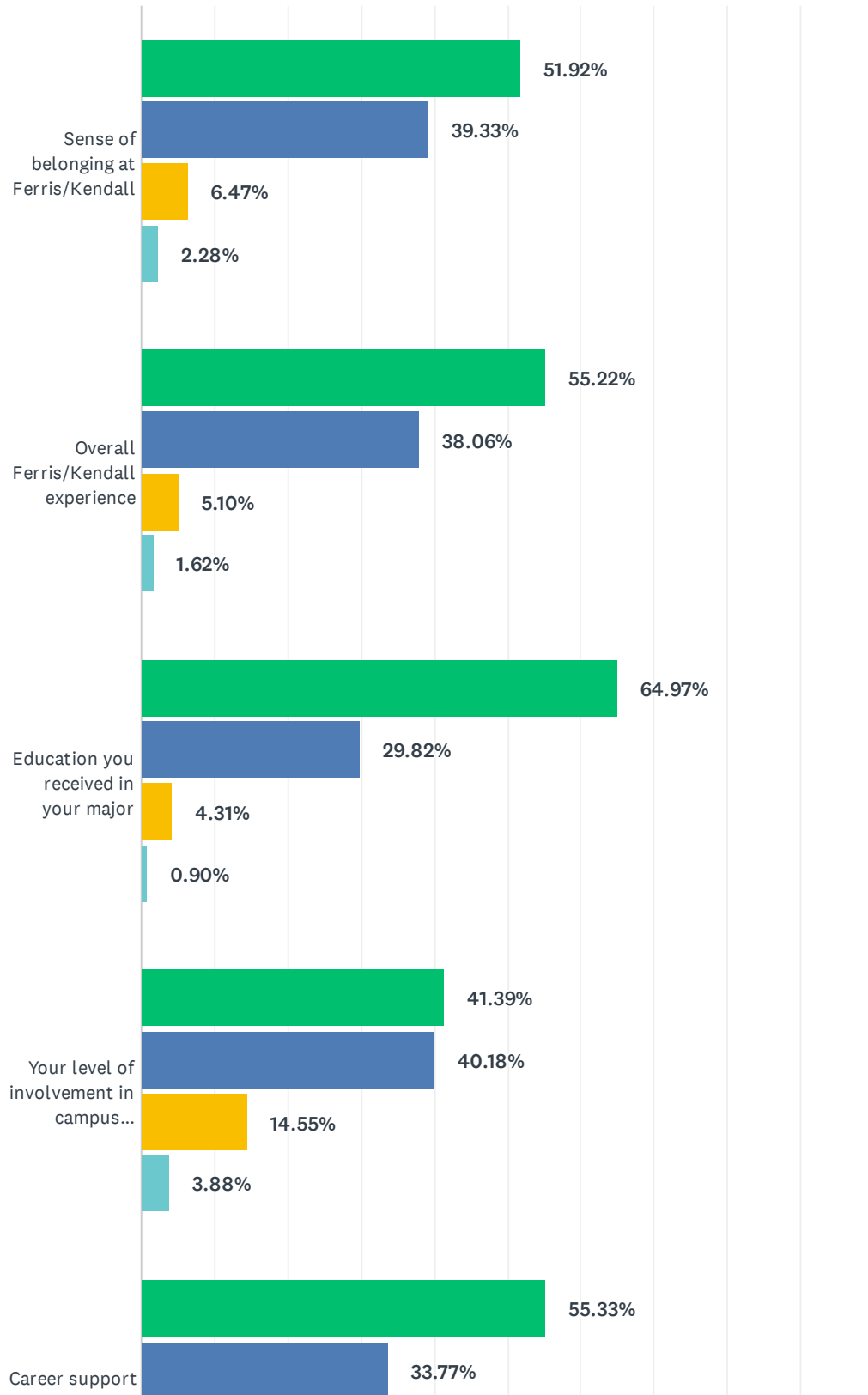
Answered: 1,674 Skipped: 13



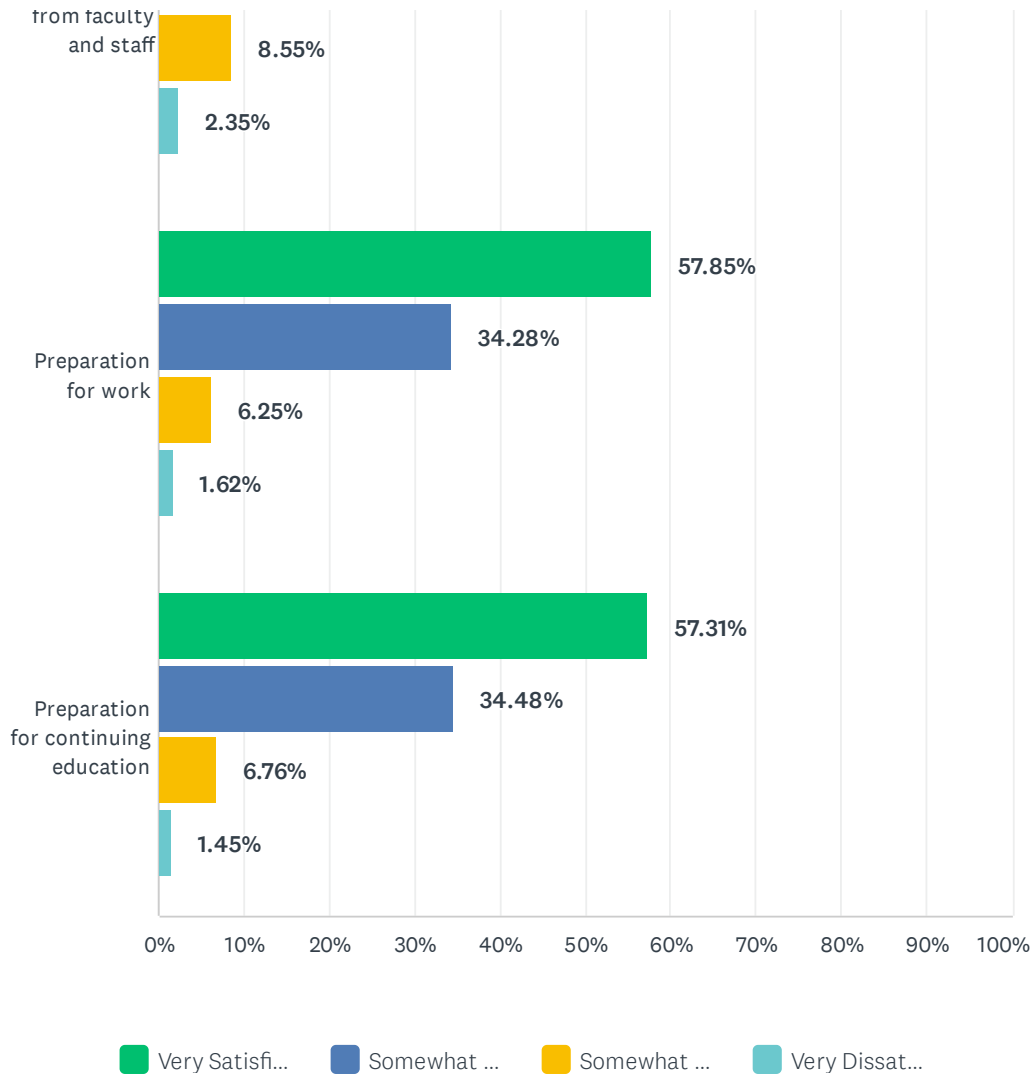
ANSWER CHOICES	RESPONSES	
Yes	64.22%	1,075
No	35.78%	599
<b>TOTAL</b>		<b>1,674</b>

## Q5 Please indicate your level of satisfaction with the following aspects of your education at Ferris/Kendall.

Answered: 1,672 Skipped: 15



2022-23 Ferris State University/Kendall College of Art & Design Graduate Exit Survey

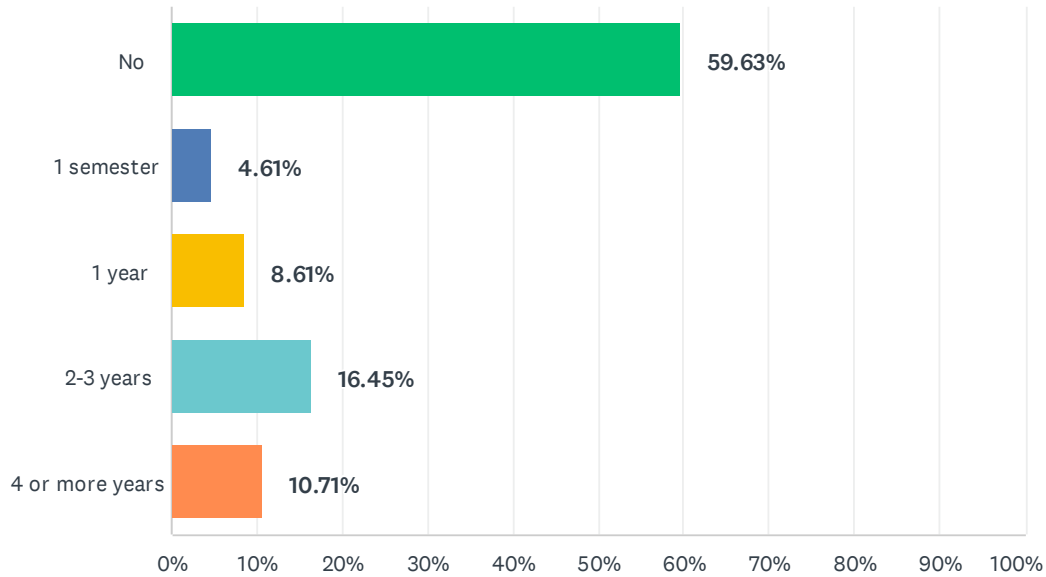


	VERY SATISFIED	SOMEWHAT SATISFIED	SOMEWHAT DISSATISFIED	VERY DISSATISFIED	TOTAL	WEIGHTED AVERAGE
Sense of belonging at Ferris/Kendall	51.92% 866	39.33% 656	6.47% 108	2.28% 38	1,668	1.59
Overall Ferris/Kendall experience	55.22% 920	38.06% 634	5.10% 85	1.62% 27	1,666	1.53
Education you received in your major	64.97% 1,085	29.82% 498	4.31% 72	0.90% 15	1,670	1.41
Your level of involvement in campus activities	41.39% 683	40.18% 663	14.55% 240	3.88% 64	1,650	1.81
Career support from faculty and staff	55.33% 919	33.77% 561	8.55% 142	2.35% 39	1,661	1.58
Preparation for work	57.85% 962	34.28% 570	6.25% 104	1.62% 27	1,663	1.52
Preparation for continuing education	57.31% 949	34.48% 571	6.76% 112	1.45% 24	1,656	1.52



## Q6 While attending Ferris/Kendall, were you active in any registered student organizations (RSO's)?

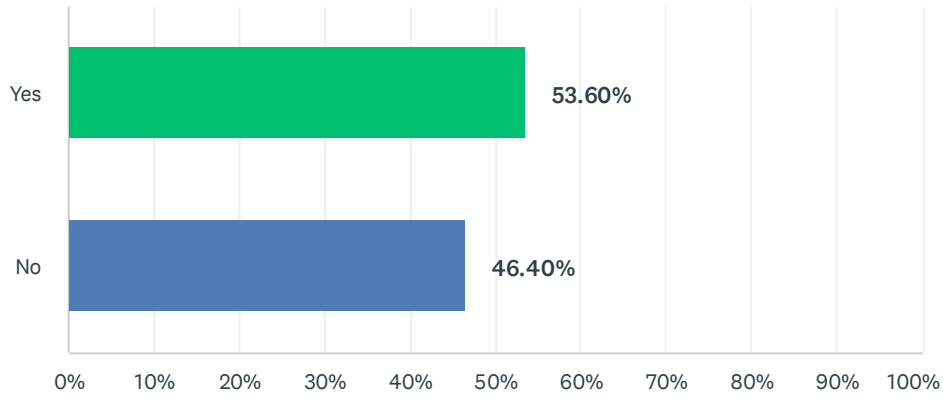
Answered: 1,672 Skipped: 15



ANSWER CHOICES	RESPONSES
No	59.63% 997
1 semester	4.61% 77
1 year	8.61% 144
2-3 years	16.45% 275
4 or more years	10.71% 179
<b>TOTAL</b>	<b>1,672</b>

## Q7 I am aware of FSU/KEN career resources available to me after graduation.

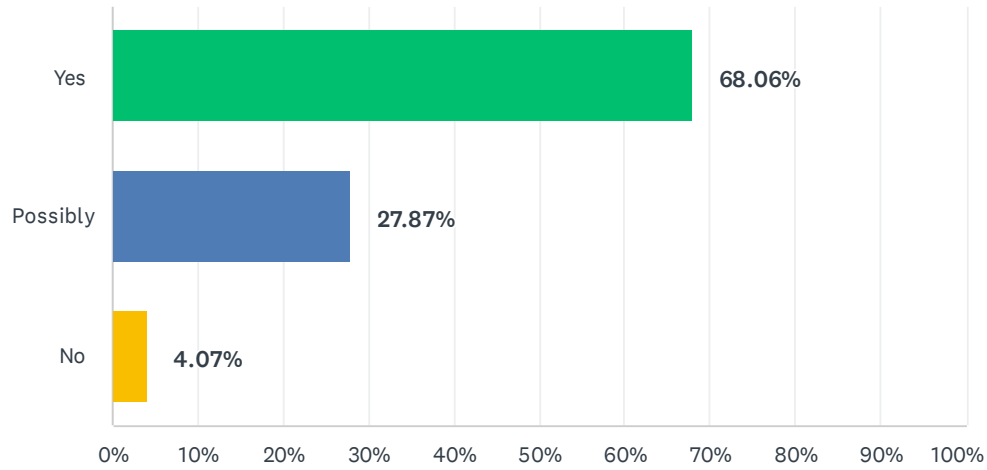
Answered: 1,666 Skipped: 21



ANSWER CHOICES	RESPONSES	
Yes	53.60%	893
No	46.40%	773
TOTAL		1,666

## Q8 Would you recommend Ferris/Kendall to a family member or friend?

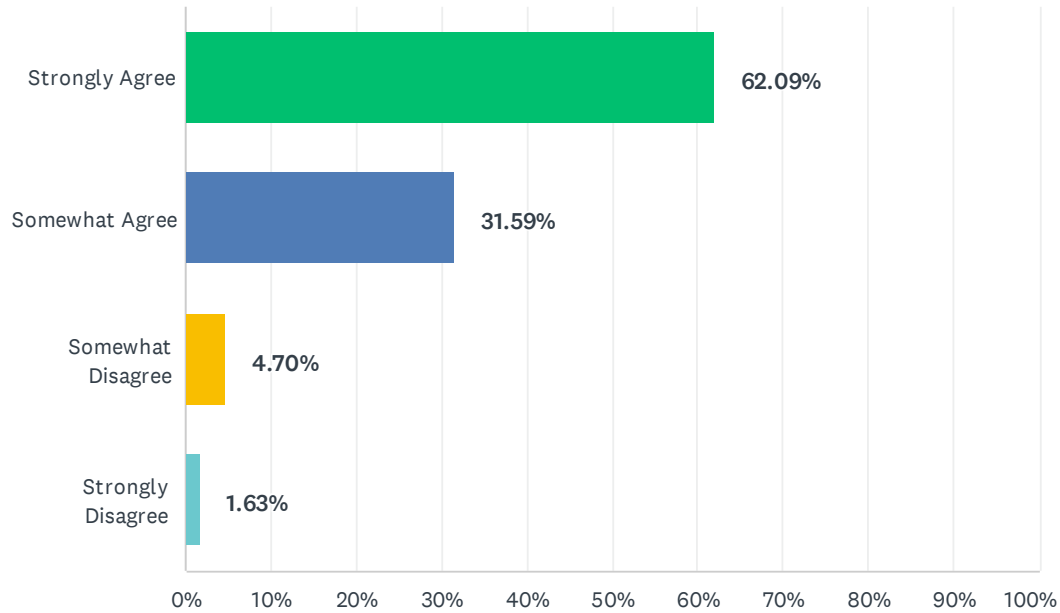
Answered: 1,672 Skipped: 15



ANSWER CHOICES	RESPONSES	
Yes	68.06%	1,138
Possibly	27.87%	466
No	4.07%	68
<b>TOTAL</b>		<b>1,672</b>

## Q9 Please indicate your level of agreement with the statement: "I'm proud I attended Ferris State University/Kendall College of Art & Design."

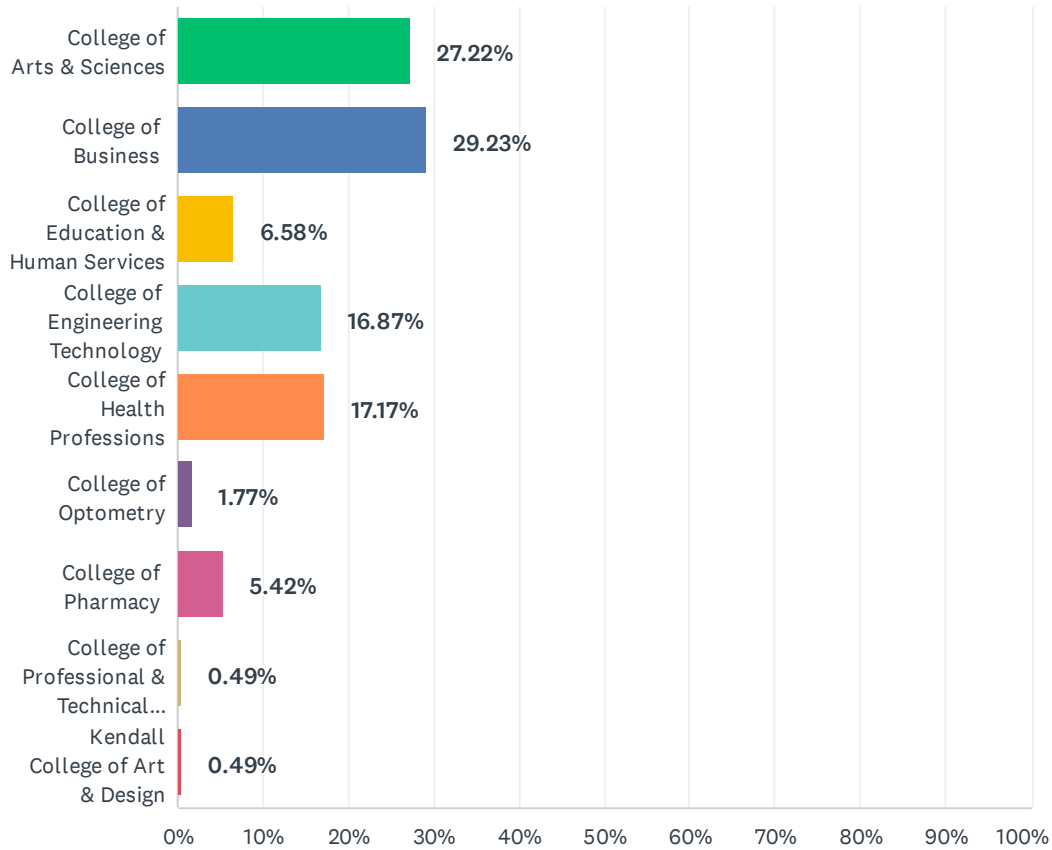
Answered: 1,659 Skipped: 28



ANSWER CHOICES	RESPONSES	
Strongly Agree	62.09%	1,030
Somewhat Agree	31.59%	524
Somewhat Disagree	4.70%	78
Strongly Disagree	1.63%	27
<b>TOTAL</b>		<b>1,659</b>

## Q10 From which college(s) did you graduate? (Select all that apply.)

Answered: 1,642 Skipped: 45



ANSWER CHOICES	RESPONSES	
College of Arts & Sciences	27.22%	447
College of Business	29.23%	480
College of Education & Human Services	6.58%	108
College of Engineering Technology	16.87%	277
College of Health Professions	17.17%	282
College of Optometry	1.77%	29
College of Pharmacy	5.42%	89
College of Professional & Technical Studies	0.49%	8
Kendall College of Art & Design	0.49%	8
Total Respondents: 1,642		

## Q11 What do you feel is the best thing about Ferris/Kendall?

Answered: 820 Skipped: 867

**Q12 If you could change something about Ferris/Kendall, what would it be?**

Answered: 762 Skipped: 925

**Q13 Please use this space for additional comments.**

Answered: 214 Skipped: 1,473