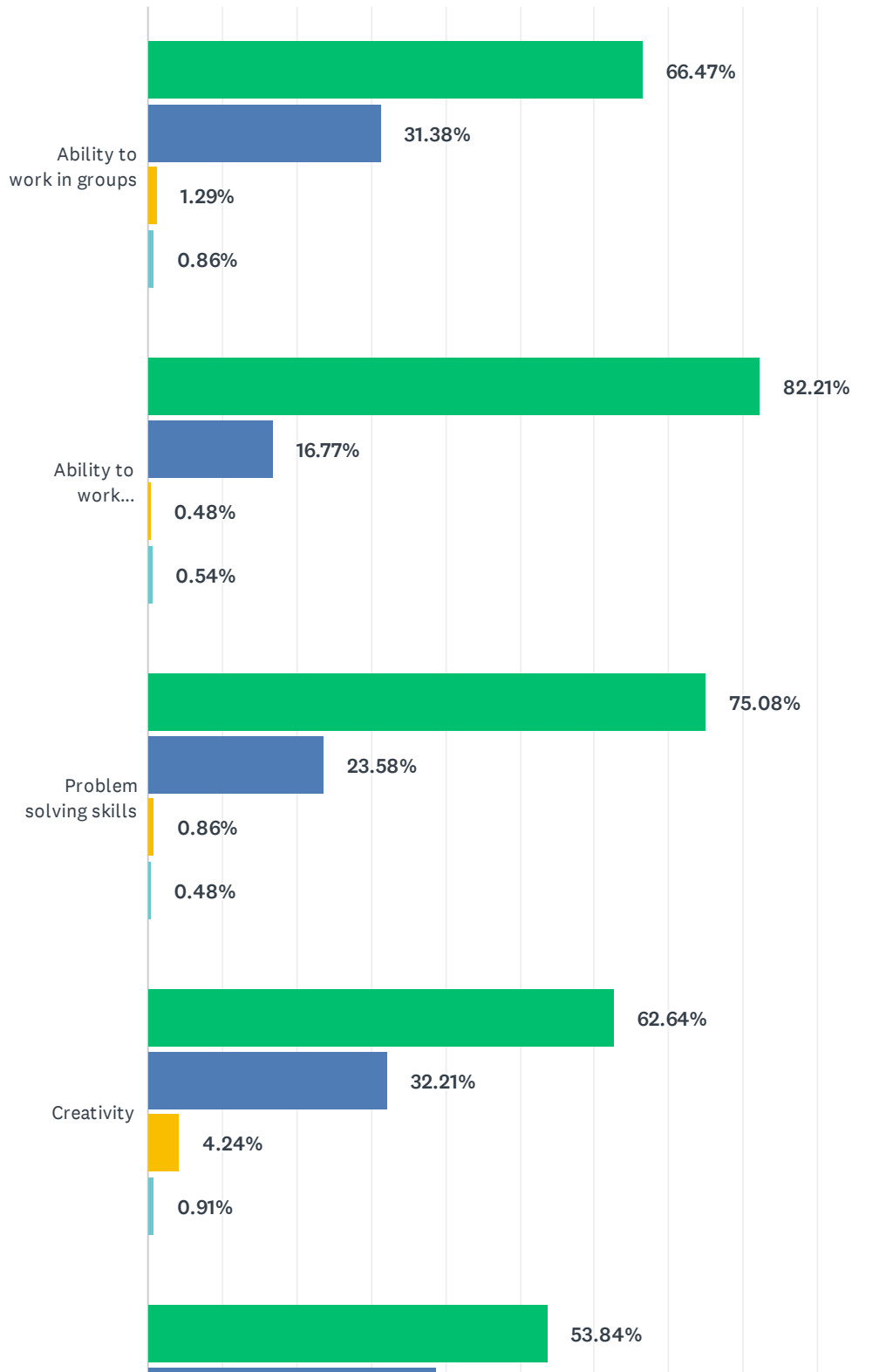
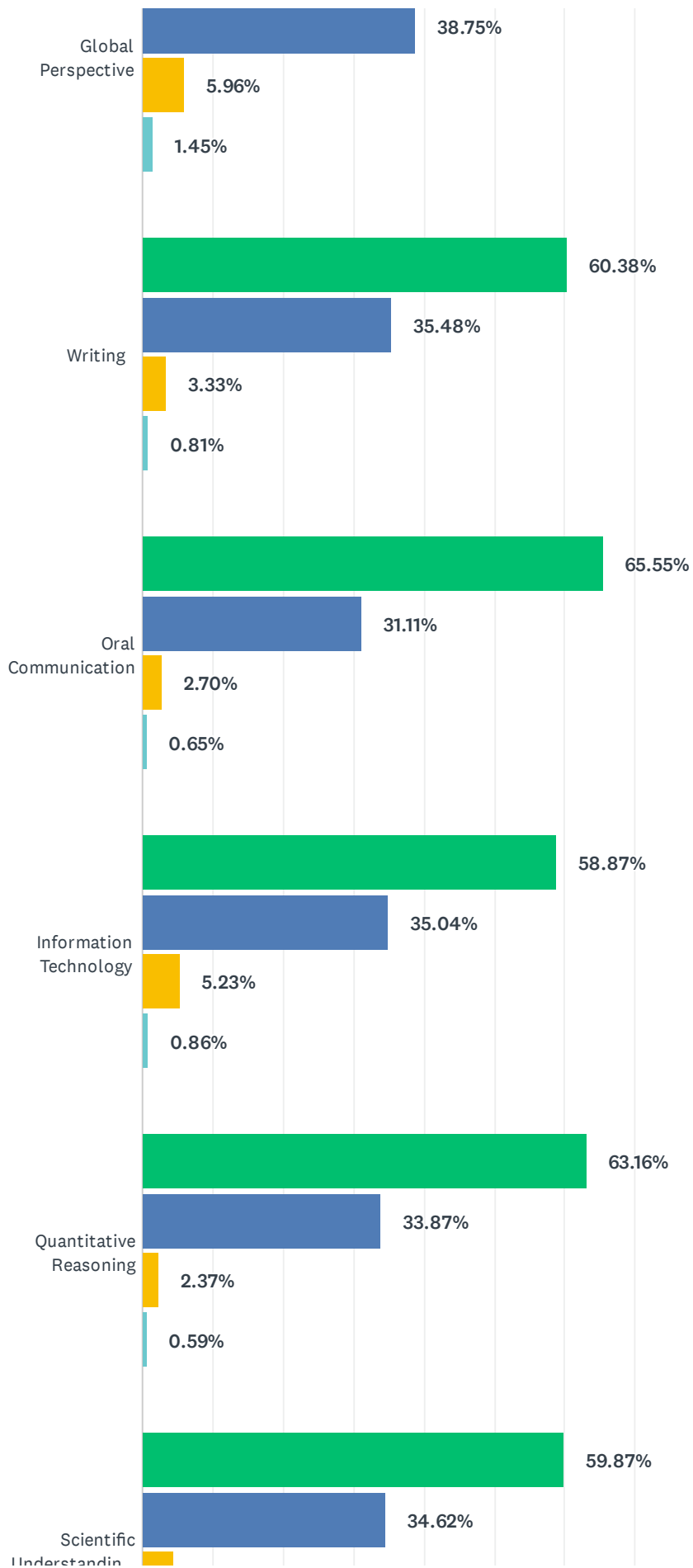


Q1 In regard to your educational experiences at Ferris/Kendall, please indicate your level of satisfaction with your knowledge/abilities in each of the following:

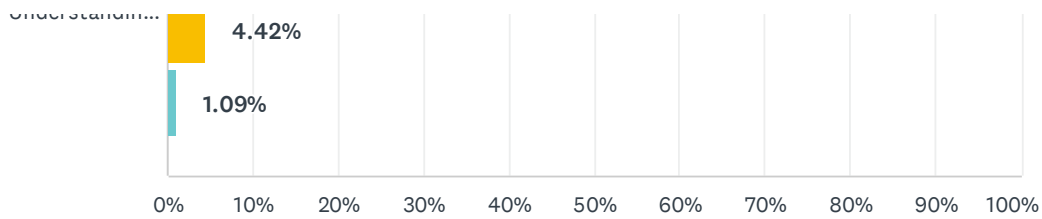
Answered: 1,868 Skipped: 2



2021-22 Ferris State University/Kendall College of Art & Design Graduate Exit Survey



2021-22 Ferris State University/Kendall College of Art & Design Graduate Exit Survey

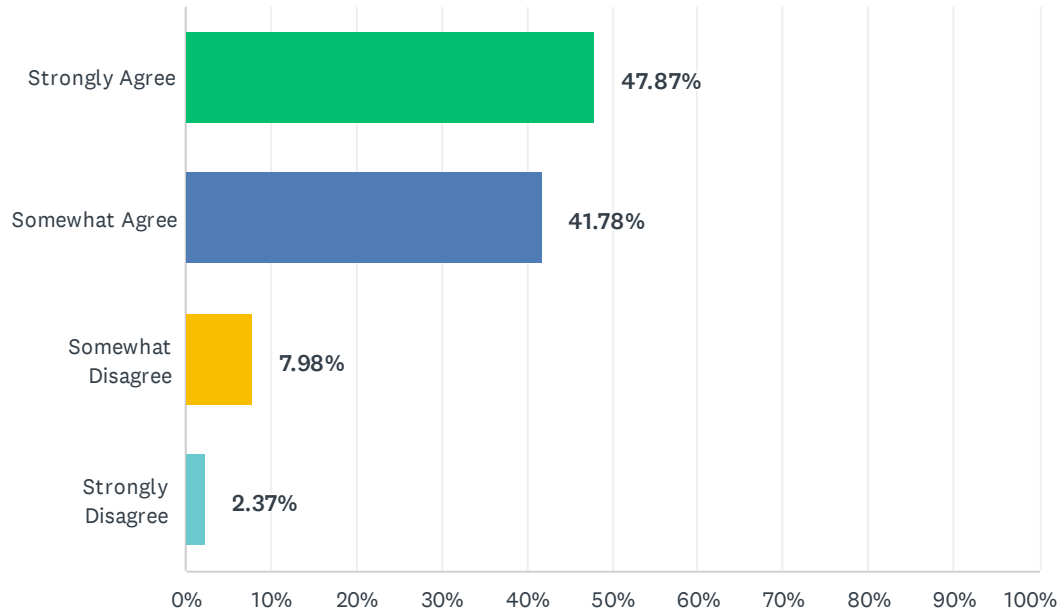


■ Very Satisfi...
 ■ Somewhat ...
 ■ Somewhat ...
 ■ Very Dissat...

	VERY SATISFIED	SOMEWHAT SATISFIED	SOMEWHAT DISSATISFIED	VERY DISSATISFIED	TOTAL	WEIGHTED AVERAGE
Ability to work in groups	66.47% 1,239	31.38% 585	1.29% 24	0.86% 16	1,864	1.37
Ability to work independently	82.21% 1,534	16.77% 313	0.48% 9	0.54% 10	1,866	1.19
Problem solving skills	75.08% 1,398	23.58% 439	0.86% 16	0.48% 9	1,862	1.27
Creativity	62.64% 1,167	32.21% 600	4.24% 79	0.91% 17	1,863	1.43
Global Perspective	53.84% 1,003	38.75% 722	5.96% 111	1.45% 27	1,863	1.55
Writing	60.38% 1,123	35.48% 660	3.33% 62	0.81% 15	1,860	1.45
Oral Communication	65.55% 1,216	31.11% 577	2.70% 50	0.65% 12	1,855	1.38
Information Technology	58.87% 1,092	35.04% 650	5.23% 97	0.86% 16	1,855	1.48
Quantitative Reasoning	63.16% 1,171	33.87% 628	2.37% 44	0.59% 11	1,854	1.40
Scientific Understanding (Science lab classes)	59.87% 1,098	34.62% 635	4.42% 81	1.09% 20	1,834	1.47

Q2 I believe Ferris State University/Kendall College of Art & Design was a good value for my money.

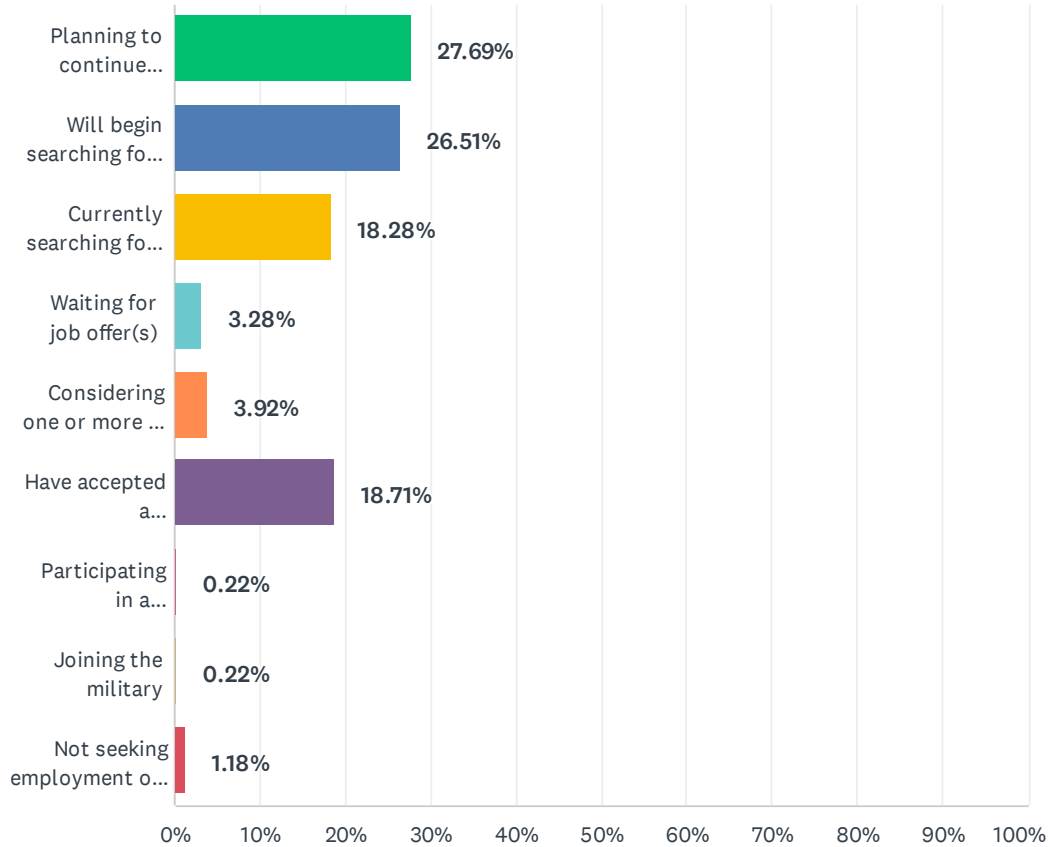
Answered: 1,855 Skipped: 15



ANSWER CHOICES	RESPONSES	
Strongly Agree	47.87%	888
Somewhat Agree	41.78%	775
Somewhat Disagree	7.98%	148
Strongly Disagree	2.37%	44
TOTAL		1,855

Q3 Which of the following best describes your immediate plans after graduation?

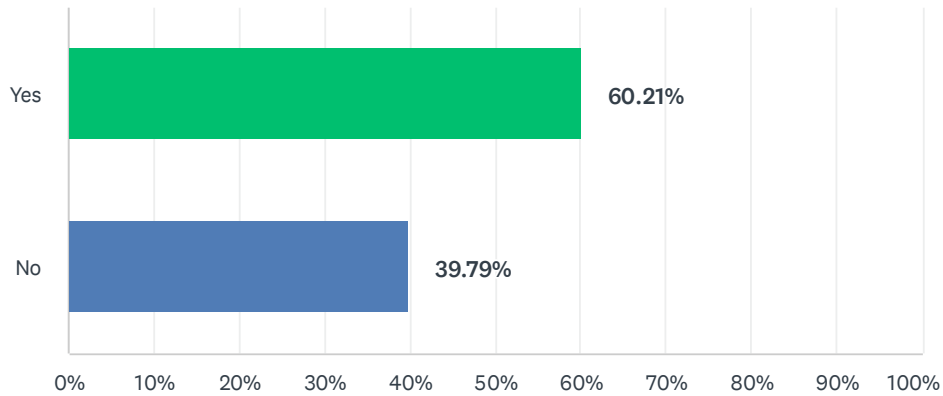
Answered: 1,860 Skipped: 10



ANSWER CHOICES	RESPONSES	
Planning to continue education	27.69%	515
Will begin searching for job after graduation	26.51%	493
Currently searching for job	18.28%	340
Waiting for job offer(s)	3.28%	61
Considering one or more job offers	3.92%	73
Have accepted a position/already have a position	18.71%	348
Participating in a volunteer/service program (i.e., Peace Corps)	0.22%	4
Joining the military	0.22%	4
Not seeking employment or continuing education at this time	1.18%	22
TOTAL		1,860

Q4 Did you complete one or more experienceships/internships (paid or unpaid, Ferris/Kendall sponsored or not, practicums, clinical experience, student teaching)?

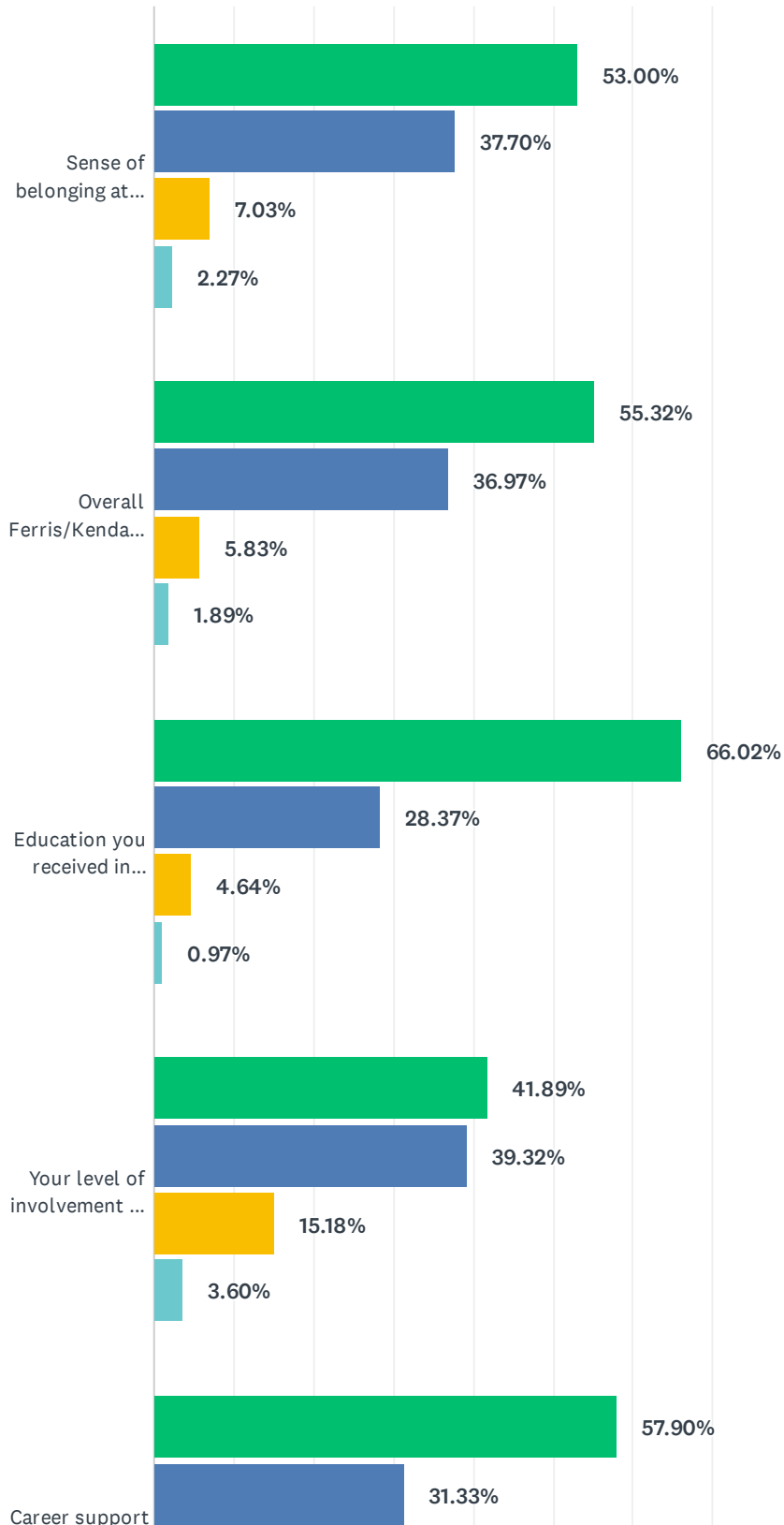
Answered: 1,852 Skipped: 18



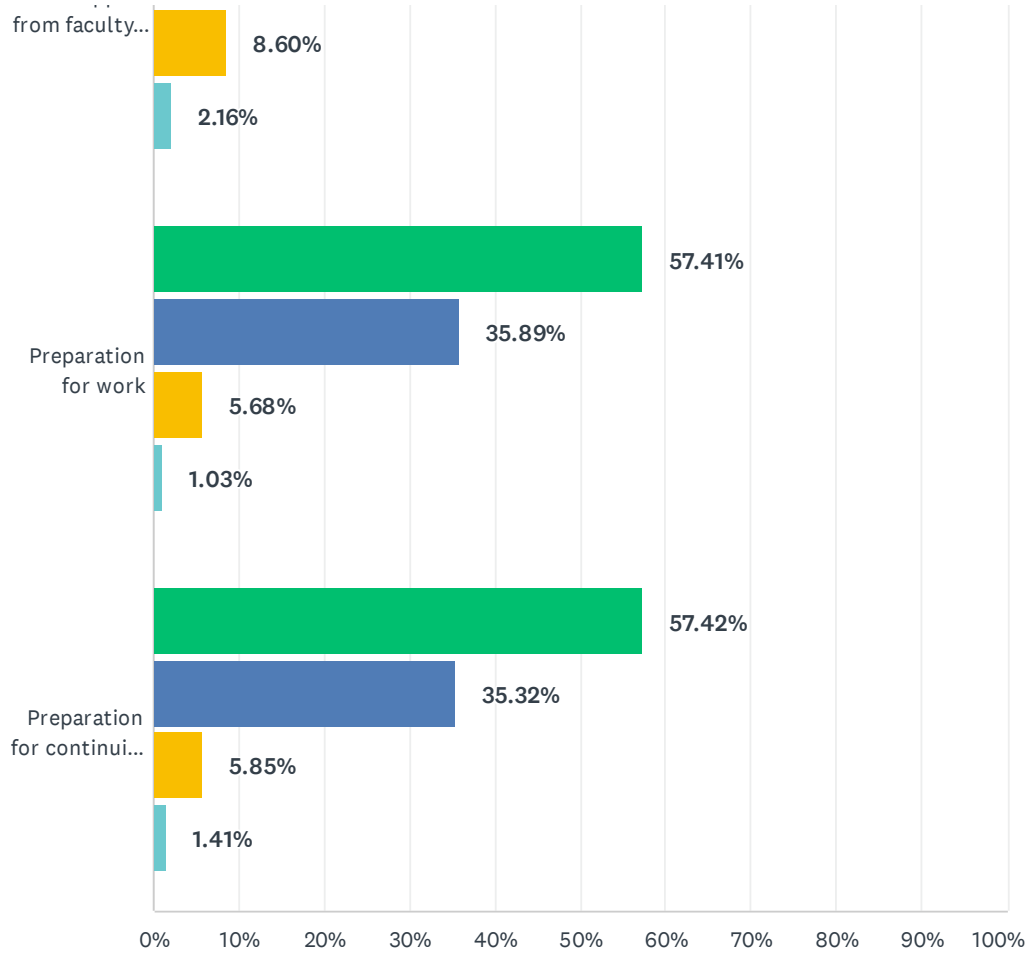
ANSWER CHOICES	RESPONSES	
Yes	60.21%	1,115
No	39.79%	737
TOTAL		1,852

Q5 Please indicate your level of satisfaction with the following aspects of your education at Ferris/Kendall.

Answered: 1,857 Skipped: 13



2021-22 Ferris State University/Kendall College of Art & Design Graduate Exit Survey

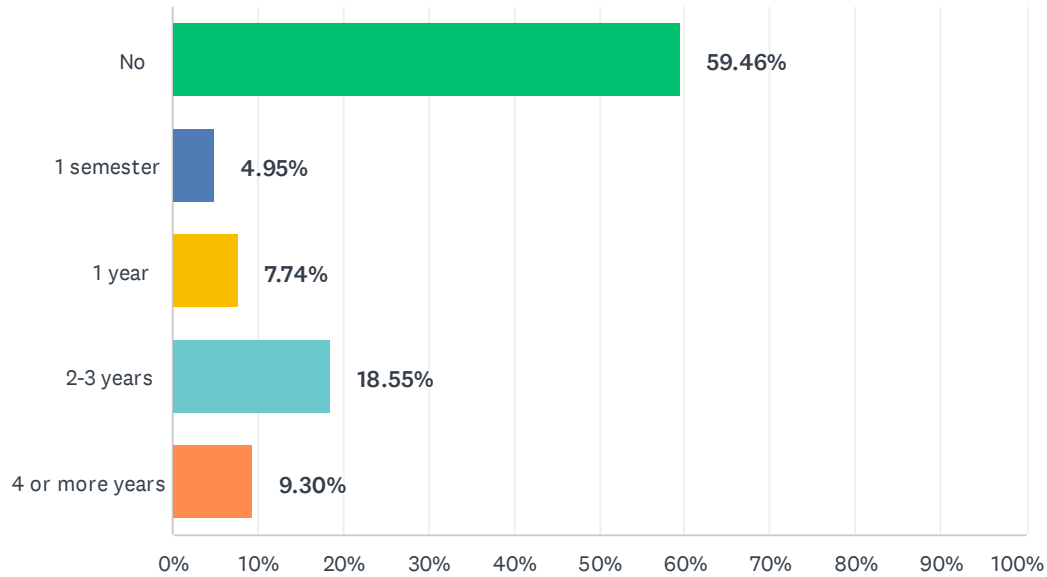


■ Very Satisfi...
 ■ Somewhat ...
 ■ Somewhat ...
 ■ Very Dissat...

	VERY SATISFIED	SOMEWHAT SATISFIED	SOMEWHAT DISSATISFIED	VERY DISSATISFIED	TOTAL	WEIGHTED AVERAGE
Sense of belonging at Ferris/Kendall	53.00% 980	37.70% 697	7.03% 130	2.27% 42	1,849	1.59
Overall Ferris/Kendall experience	55.32% 1,025	36.97% 685	5.83% 108	1.89% 35	1,853	1.54
Education you received in your major	66.02% 1,224	28.37% 526	4.64% 86	0.97% 18	1,854	1.41
Your level of involvement in campus activities	41.89% 767	39.32% 720	15.18% 278	3.60% 66	1,831	1.81
Career support from faculty and staff	57.90% 1,070	31.33% 579	8.60% 159	2.16% 40	1,848	1.55
Preparation for work	57.41% 1,062	35.89% 664	5.68% 105	1.03% 19	1,850	1.50
Preparation for continuing education	57.42% 1,060	35.32% 652	5.85% 108	1.41% 26	1,846	1.51

Q6 While attending Ferris/Kendall, were you active in any registered student organizations (RSO's)?

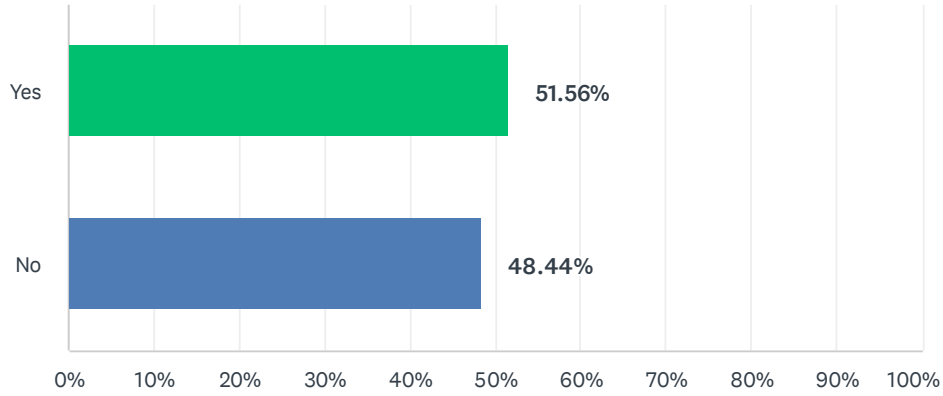
Answered: 1,860 Skipped: 10



ANSWER CHOICES	RESPONSES	
No	59.46%	1,106
1 semester	4.95%	92
1 year	7.74%	144
2-3 years	18.55%	345
4 or more years	9.30%	173
TOTAL		1,860

Q7 I am aware of FSU/KEN career resources available to me after graduation.

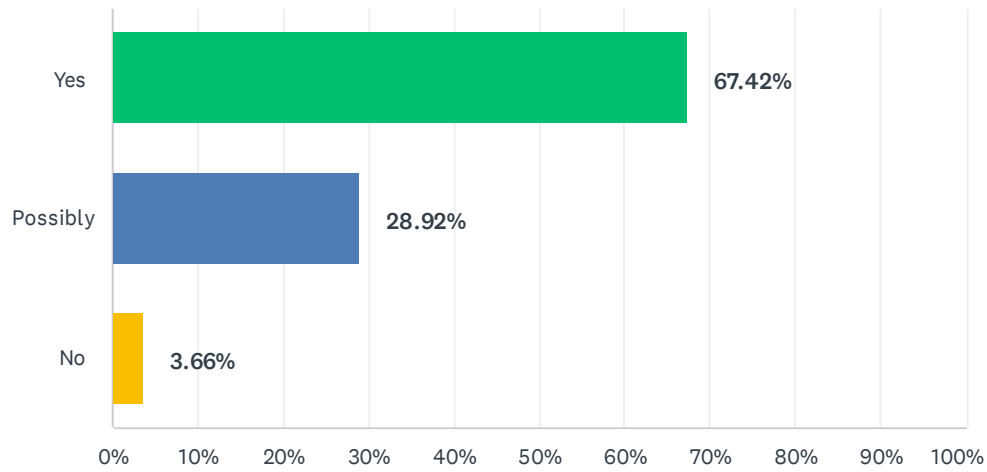
Answered: 1,860 Skipped: 10



ANSWER CHOICES	RESPONSES	
Yes	51.56%	959
No	48.44%	901
TOTAL		1,860

Q8 Would you recommend Ferris/Kendall to a family member or friend?

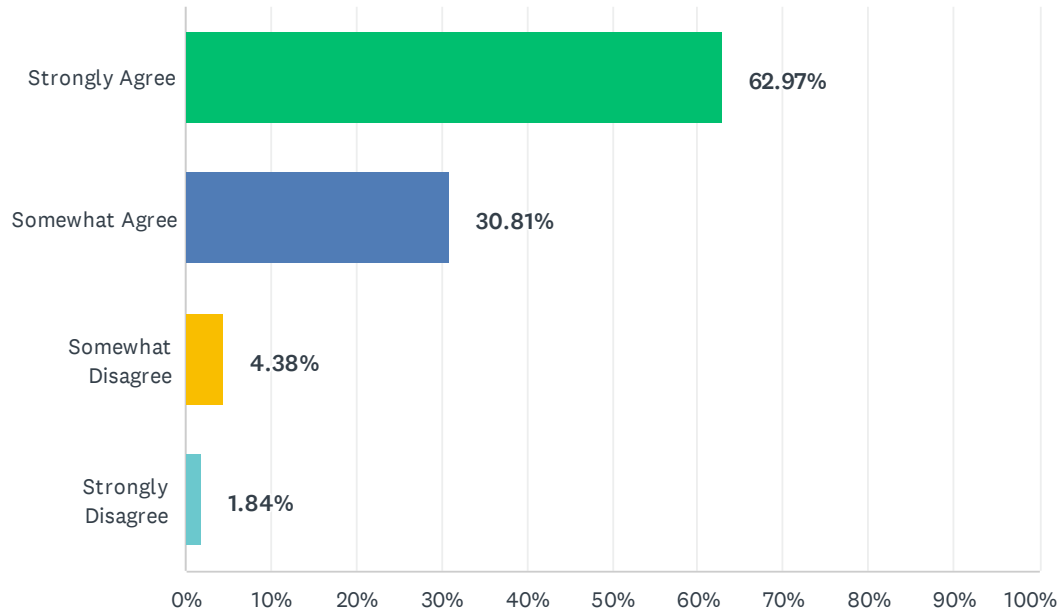
Answered: 1,860 Skipped: 10



ANSWER CHOICES	RESPONSES	
Yes	67.42%	1,254
Possibly	28.92%	538
No	3.66%	68
TOTAL		1,860

Q9 Please indicate your level of agreement with the statement: "I'm proud I attended Ferris State University/Kendall College of Art & Design."

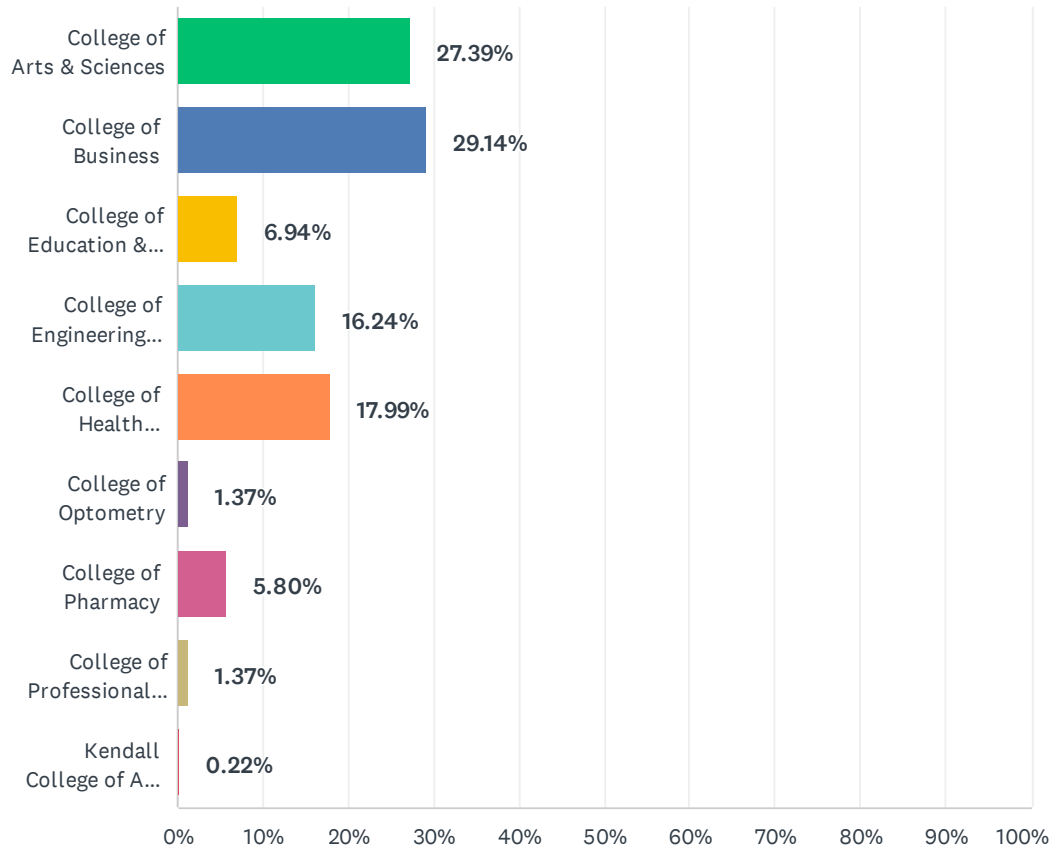
Answered: 1,850 Skipped: 20



ANSWER CHOICES	RESPONSES	
Strongly Agree	62.97%	1,165
Somewhat Agree	30.81%	570
Somewhat Disagree	4.38%	81
Strongly Disagree	1.84%	34
TOTAL		1,850

Q10 From which college(s) did you graduate? (Select all that apply.)

Answered: 1,829 Skipped: 41



ANSWER CHOICES	RESPONSES	
College of Arts & Sciences	27.39%	501
College of Business	29.14%	533
College of Education & Human Services	6.94%	127
College of Engineering Technology	16.24%	297
College of Health Professions	17.99%	329
College of Optometry	1.37%	25
College of Pharmacy	5.80%	106
College of Professional & Technical Studies	1.37%	25
Kendall College of Art & Design	0.22%	4
Total Respondents: 1,829		

Q11 What do you feel is the best thing about Ferris/Kendall?

Answered: 968 Skipped: 902

Q12 If you could change something about Ferris/Kendall, what would it be?

Answered: 904 Skipped: 966

Q13 Please use this space for additional comments.

Answered: 216 Skipped: 1,654