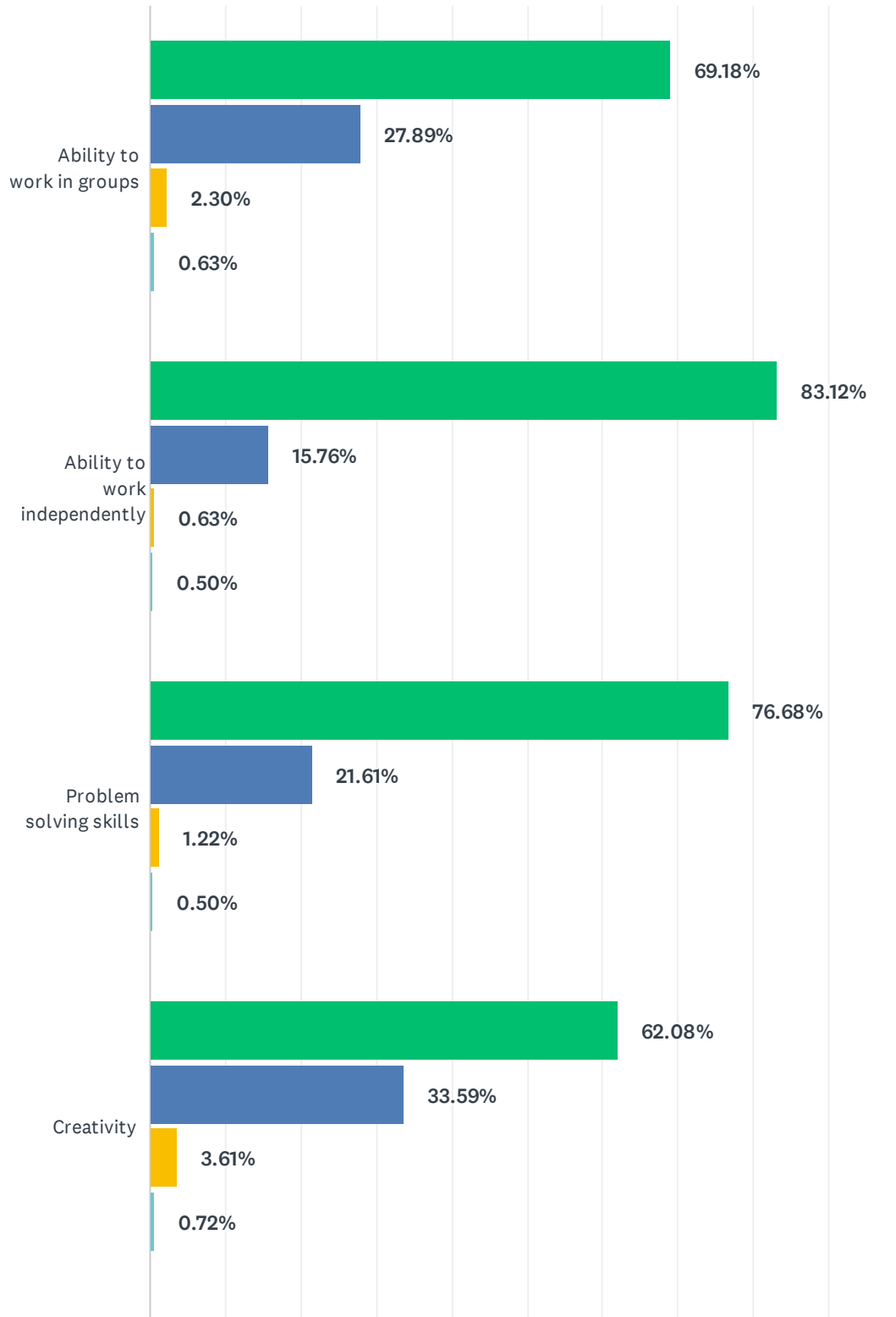
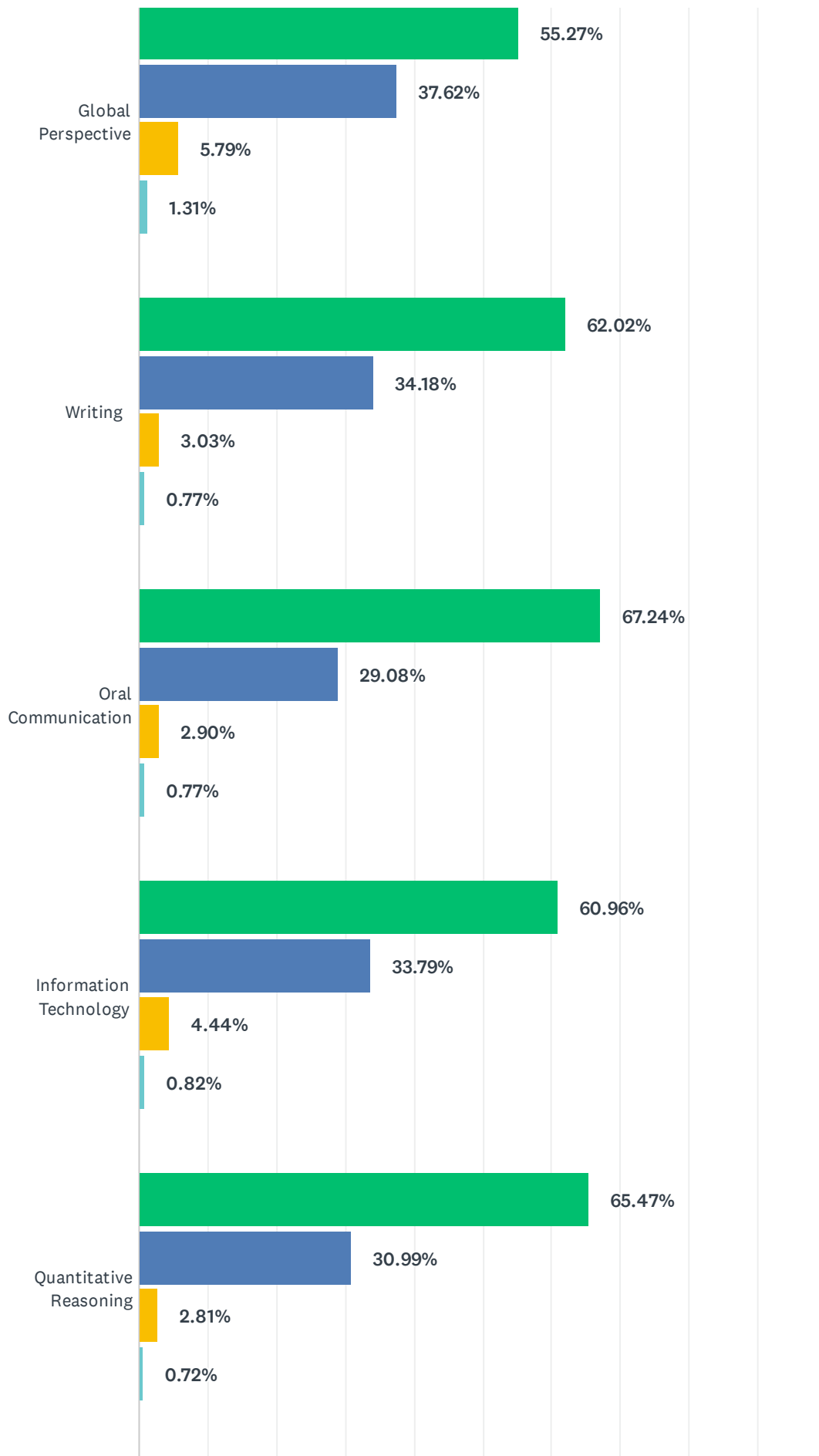


Q1 In regard to your educational experiences at Ferris/Kendall, please indicate your level of satisfaction with your knowledge/abilities in each of the following:

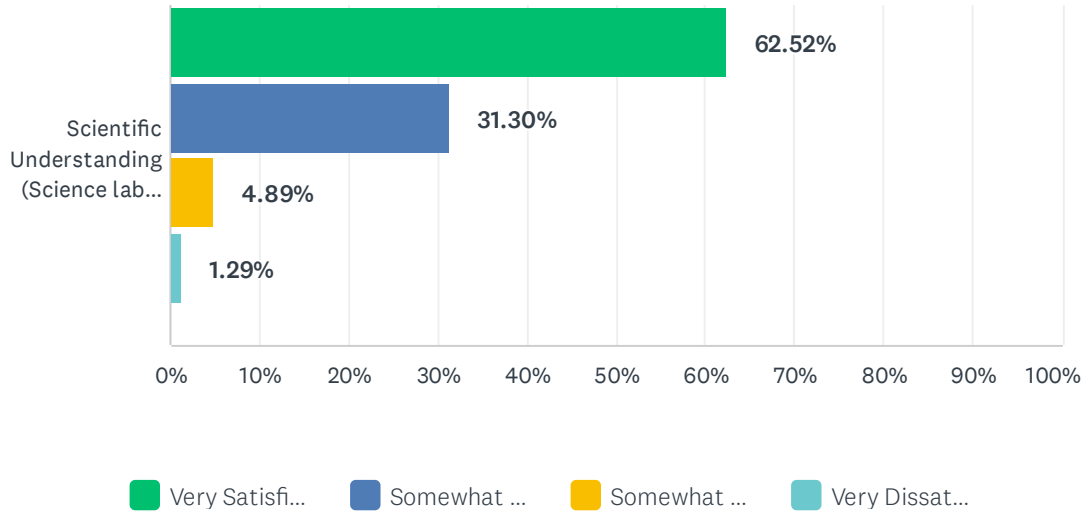
Answered: 2,220 Skipped: 3



Ferris State University/Kendall College of Art & Design Graduate Exit Survey



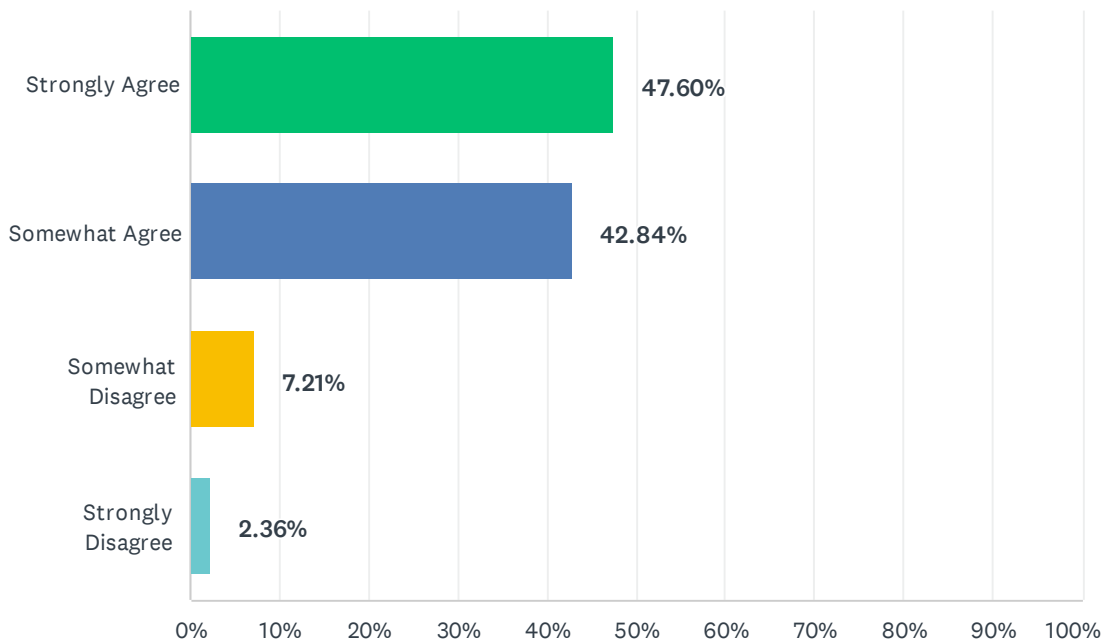
Ferris State University/Kendall College of Art & Design Graduate Exit Survey



	VERY SATISFIED	SOMEWHAT SATISFIED	SOMEWHAT DISSATISFIED	VERY DISSATISFIED	TOTAL	WEIGH AVERA
Ability to work in groups	69.18% 1,533	27.89% 618	2.30% 51	0.63% 14	2,216	
Ability to work independently	83.12% 1,841	15.76% 349	0.63% 14	0.50% 11	2,215	
Problem solving skills	76.68% 1,700	21.61% 479	1.22% 27	0.50% 11	2,217	
Creativity	62.08% 1,375	33.59% 744	3.61% 80	0.72% 16	2,215	
Global Perspective	55.27% 1,221	37.62% 831	5.79% 128	1.31% 29	2,209	
Writing	62.02% 1,370	34.18% 755	3.03% 67	0.77% 17	2,209	
Oral Communication	67.24% 1,482	29.08% 641	2.90% 64	0.77% 17	2,204	
Information Technology	60.96% 1,346	33.79% 746	4.44% 98	0.82% 18	2,208	
Quantitative Reasoning	65.47% 1,445	30.99% 684	2.81% 62	0.72% 16	2,207	
Scientific Understanding (Science lab classes)	62.52% 1,356	31.30% 679	4.89% 106	1.29% 28	2,169	

Q2 I believe Ferris State University/Kendall College of Art & Design was good value for my money.

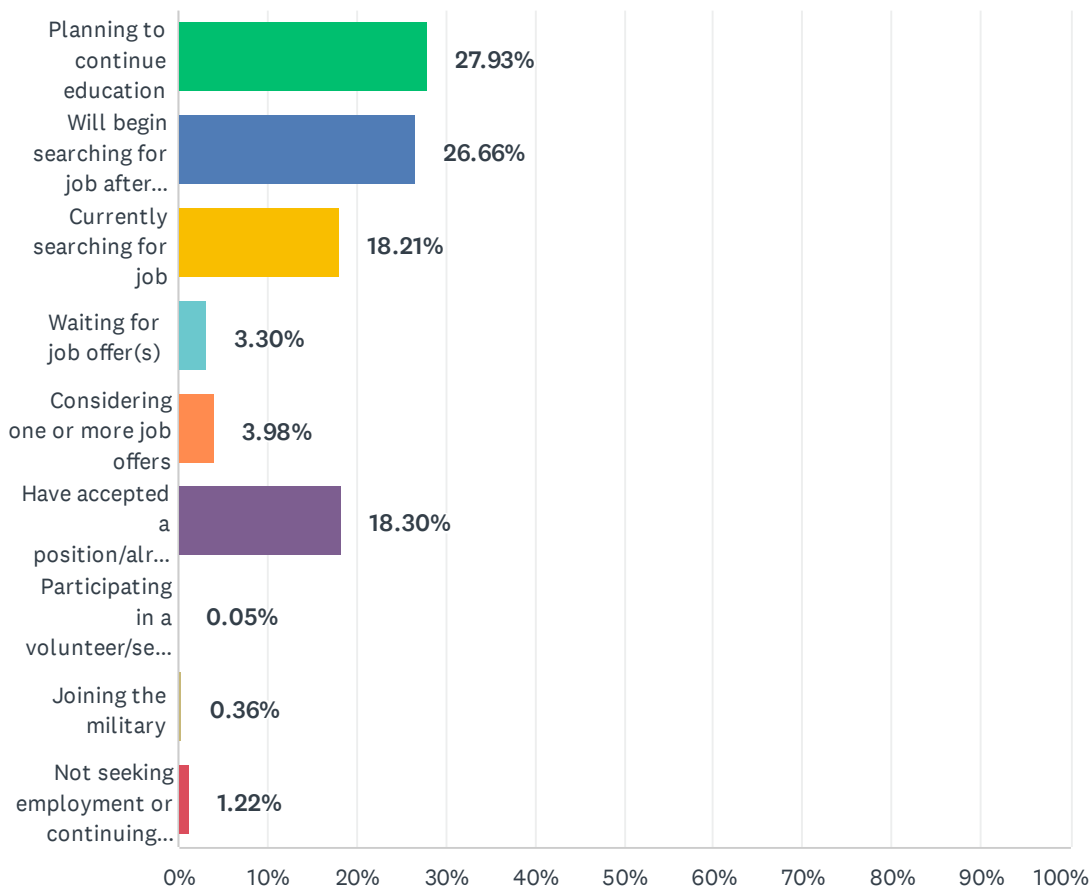
Answered: 2,206 Skipped: 17



ANSWER CHOICES	RESPONSES	
Strongly Agree	47.60%	1
Somewhat Agree	42.84%	
Somewhat Disagree	7.21%	
Strongly Disagree	2.36%	
TOTAL		2

Q3 Which of the following best describes your immediate plans after graduation?

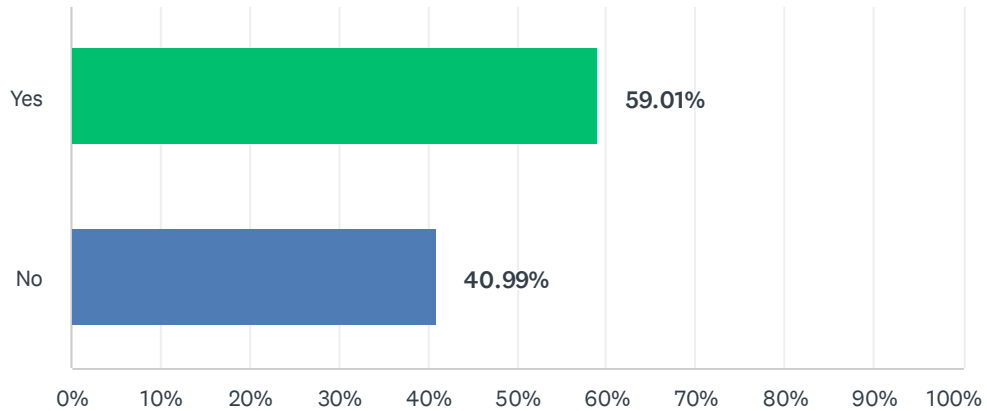
Answered: 2,213 Skipped: 10



ANSWER CHOICES	RESPONSES
Planning to continue education	27.93%
Will begin searching for job after graduation	26.66%
Currently searching for job	18.21%
Waiting for job offer(s)	3.30%
Considering one or more job offers	3.98%
Have accepted a position/already have a position	18.30%
Participating in a volunteer/service program (i.e., Peace Corps)	0.05%
Joining the military	0.36%
Not seeking employment or continuing education at this time	1.22%
TOTAL	2

Q4 Did you complete one or more experienceships/internships (paid or unpaid, Ferris/Kendall sponsored or not, practicums, clinical experience student teaching)?

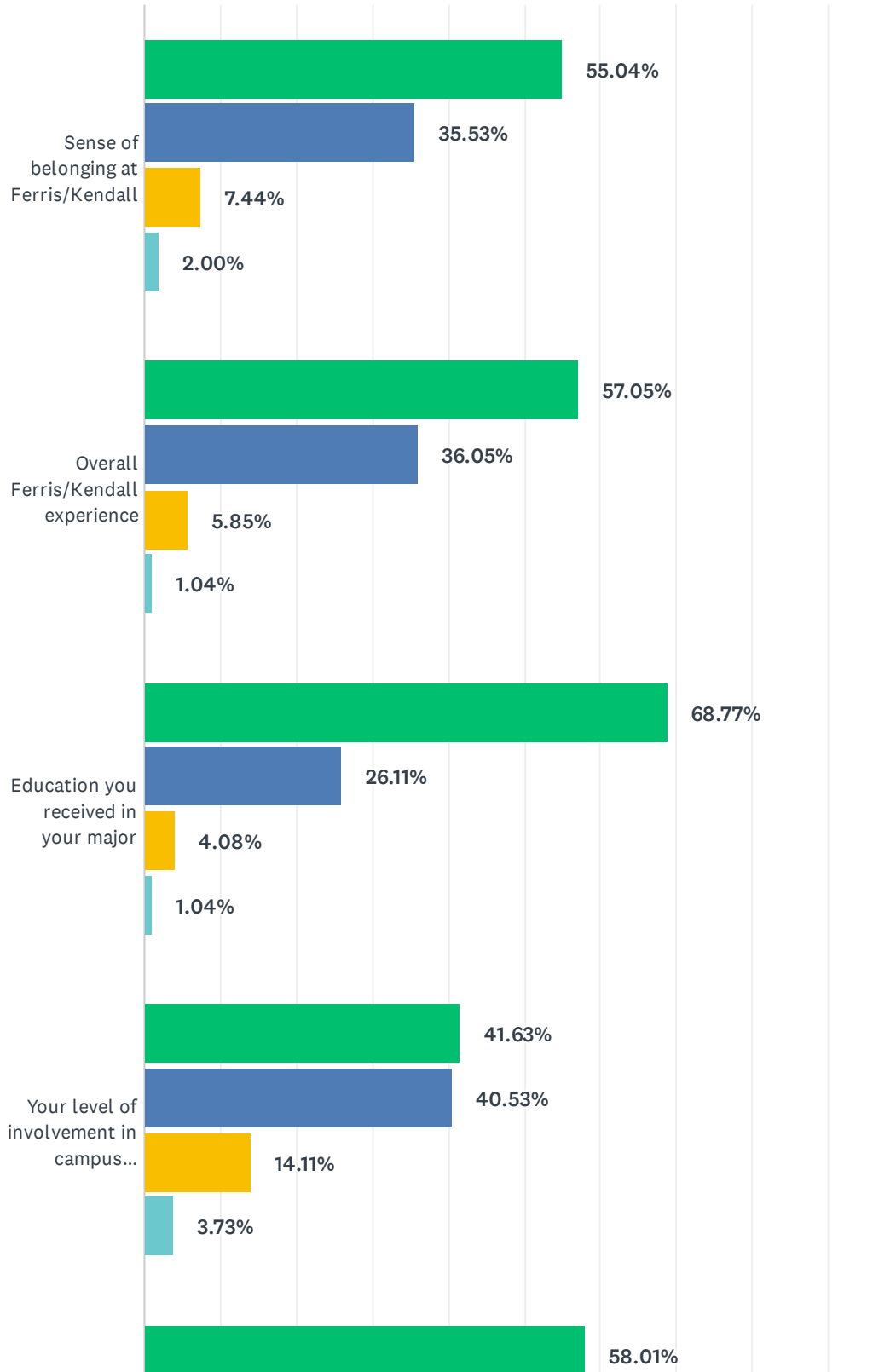
Answered: 2,203 Skipped: 20



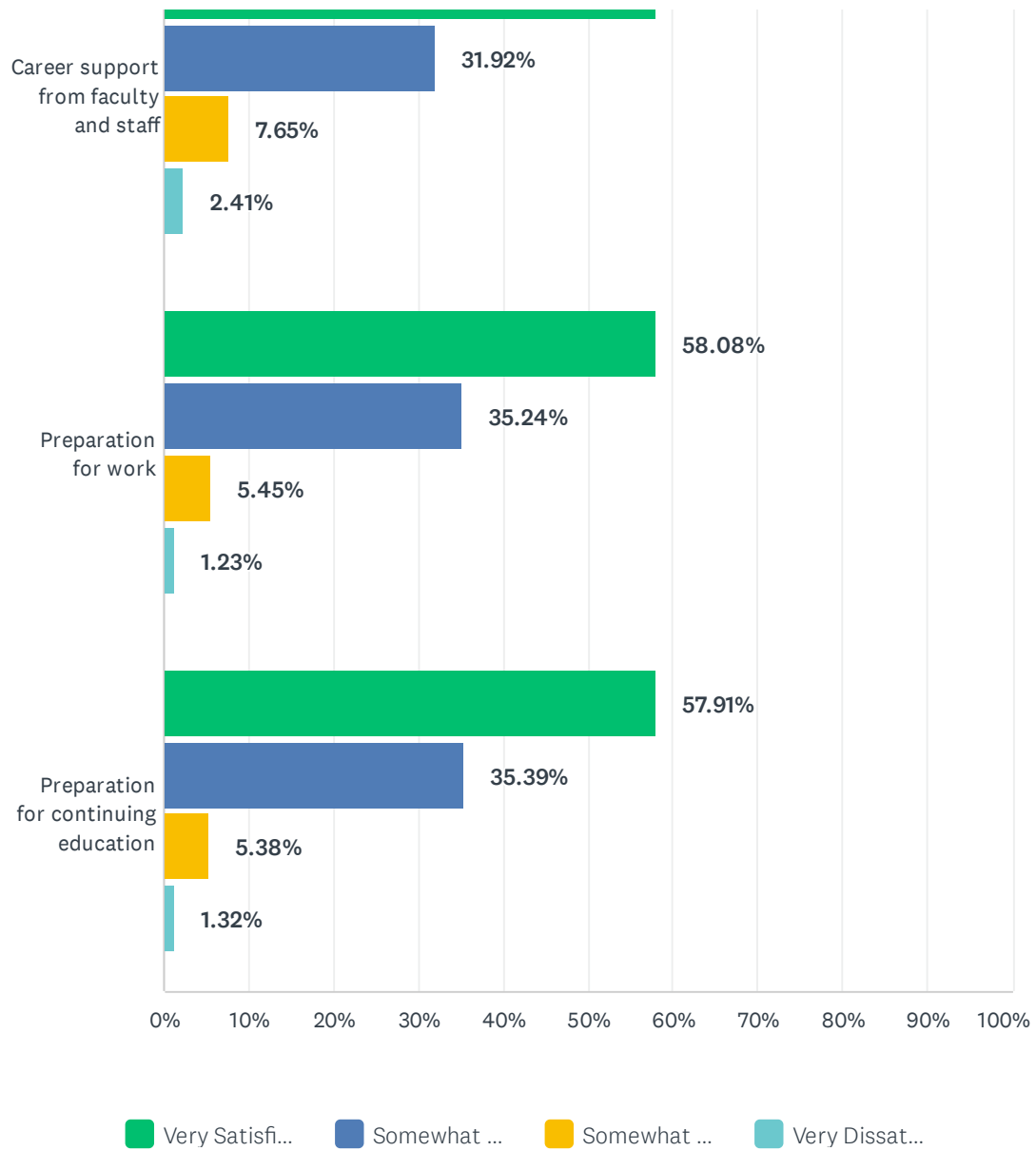
ANSWER CHOICES	RESPONSES
Yes	59.01% 1
No	40.99%
TOTAL	2

Q5 Please indicate your level of satisfaction with the following aspects of your education at Ferris/Kendall.

Answered: 2,211 Skipped: 12



Ferris State University/Kendall College of Art & Design Graduate Exit Survey

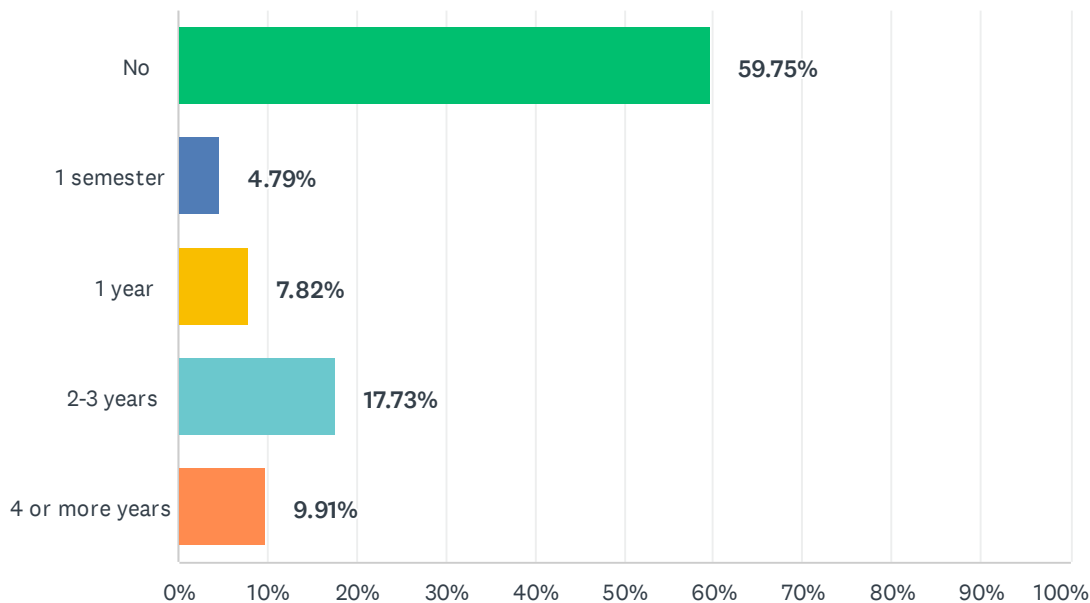


Ferris State University/Kendall College of Art & Design Graduate Exit Survey

	VERY SATISFIED	SOMEWHAT SATISFIED	SOMEWHAT DISSATISFIED	VERY DISSATISFIED	TOTAL	WEIGHT AVERAGE
Sense of belonging at Ferris/Kendall	55.04% 1,213	35.53% 783	7.44% 164	2.00% 44	2,204	
Overall Ferris/Kendall experience	57.05% 1,258	36.05% 795	5.85% 129	1.04% 23	2,205	
Education you received in your major	68.77% 1,517	26.11% 576	4.08% 90	1.04% 23	2,206	
Your level of involvement in campus activities	41.63% 903	40.53% 879	14.11% 306	3.73% 81	2,169	
Career support from faculty and staff	58.01% 1,274	31.92% 701	7.65% 168	2.41% 53	2,196	
Preparation for work	58.08% 1,279	35.24% 776	5.45% 120	1.23% 27	2,202	
Preparation for continuing education	57.91% 1,270	35.39% 776	5.38% 118	1.32% 29	2,193	

Q6 While attending Ferris/Kendall, were you active in any registered student organizations (RSO's)?

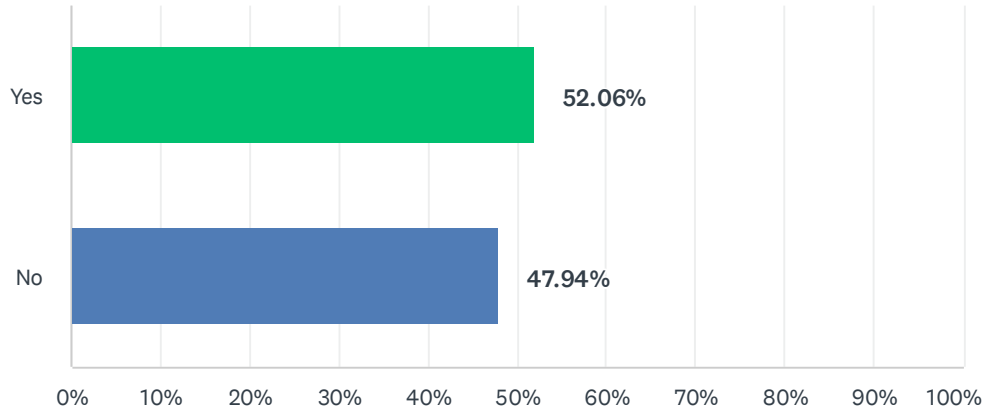
Answered: 2,211 Skipped: 12



ANSWER CHOICES	RESPONSES	
No	59.75%	1
1 semester	4.79%	
1 year	7.82%	
2-3 years	17.73%	
4 or more years	9.91%	
TOTAL		2

Q7 I am aware of FSU/KEN career resources available to me after graduation.

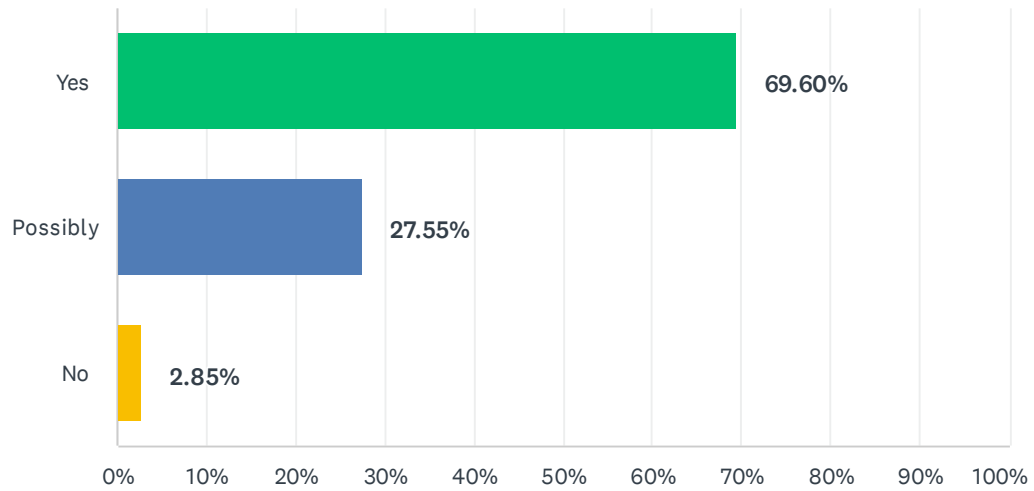
Answered: 2,209 Skipped: 14



ANSWER CHOICES	RESPONSES	
Yes	52.06%	1
No	47.94%	1
TOTAL		2

Q8 Would you recommend Ferris/Kendall to a family member or friend?

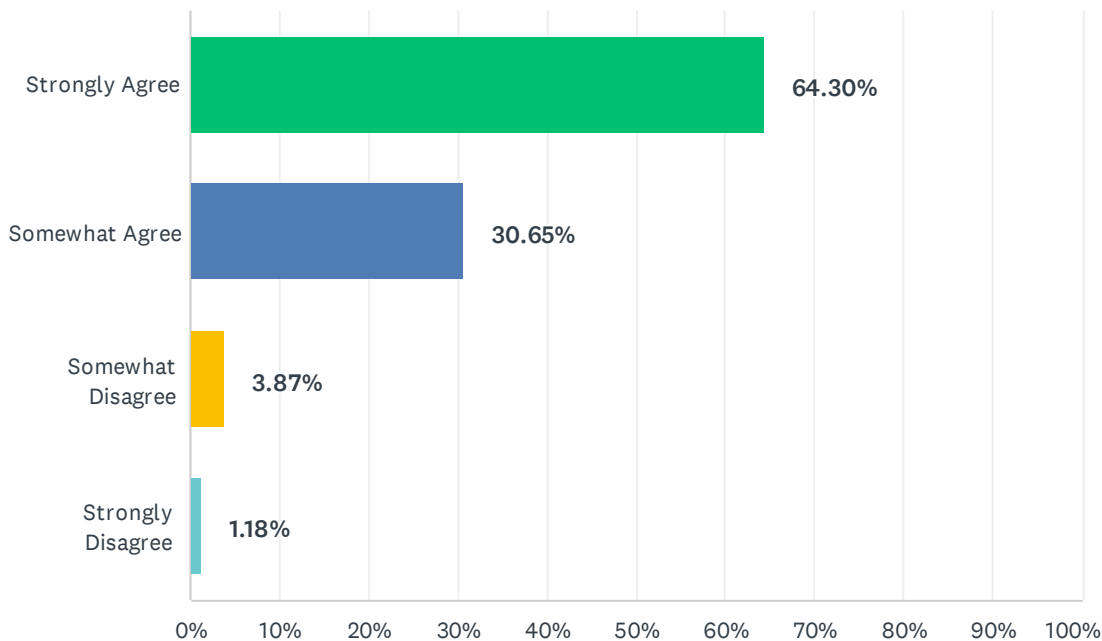
Answered: 2,214 Skipped: 9



ANSWER CHOICES	RESPONSES
Yes	69.60% 1
Possibly	27.55%
No	2.85%
TOTAL	2

Q9 Please indicate your level of agreement with the statement: "I'm proud I attended Ferris State University/Kendall College of Art & Design."

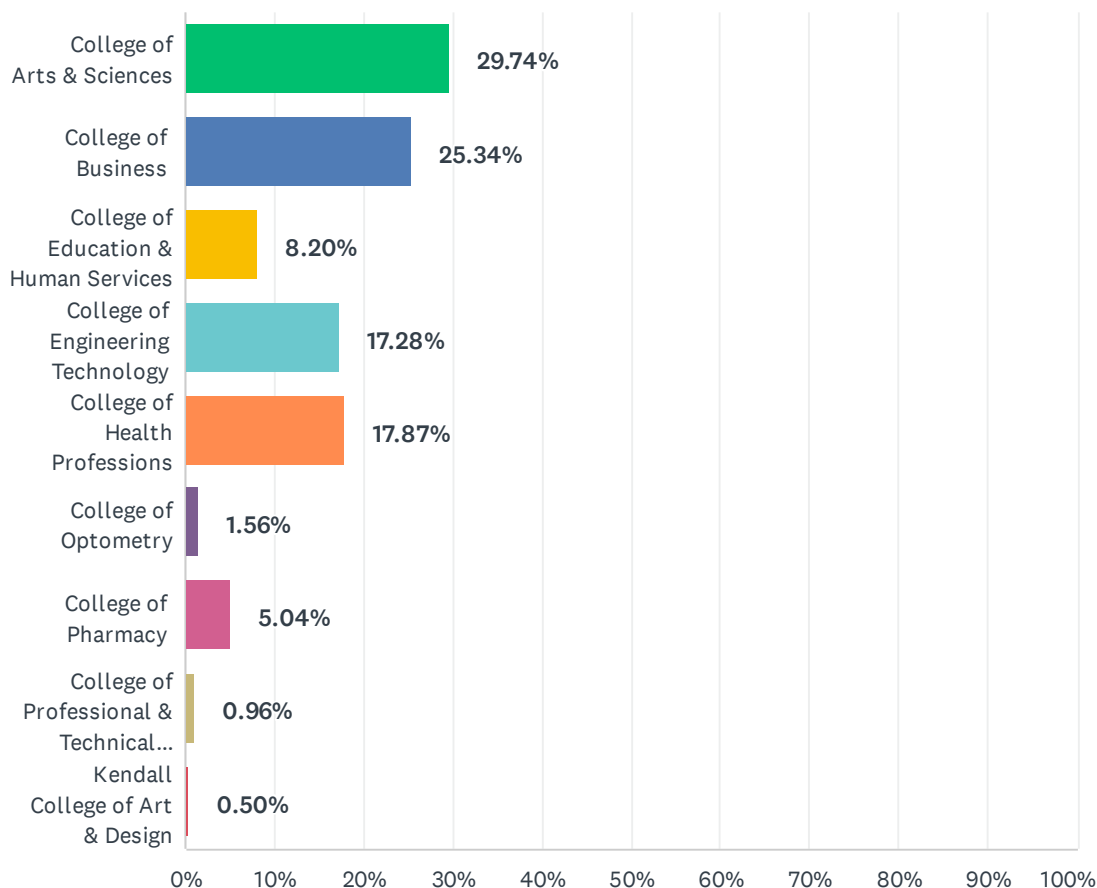
Answered: 2,196 Skipped: 27



ANSWER CHOICES	RESPONSES	
Strongly Agree	64.30%	1
Somewhat Agree	30.65%	
Somewhat Disagree	3.87%	
Strongly Disagree	1.18%	
TOTAL		2

Q10 From which college(s) did you graduate? (Select all that apply.)

Answered: 2,182 Skipped: 41



ANSWER CHOICES	RESPONSES
College of Arts & Sciences	29.74%
College of Business	25.34%
College of Education & Human Services	8.20%
College of Engineering Technology	17.28%
College of Health Professions	17.87%
College of Optometry	1.56%
College of Pharmacy	5.04%
College of Professional & Technical Studies	0.96%
Kendall College of Art & Design	0.50%
Total Respondents: 2,182	

Q11 What do you feel is the best thing about Ferris/Kendall?

Answered: 1,158 Skipped: 1,065

Q12 If you could change something about Ferris/Kendall, what would it be?

Answered: 1,067 Skipped: 1,156

Q13 Please use this space for additional comments.

Answered: 266 Skipped: 1,957