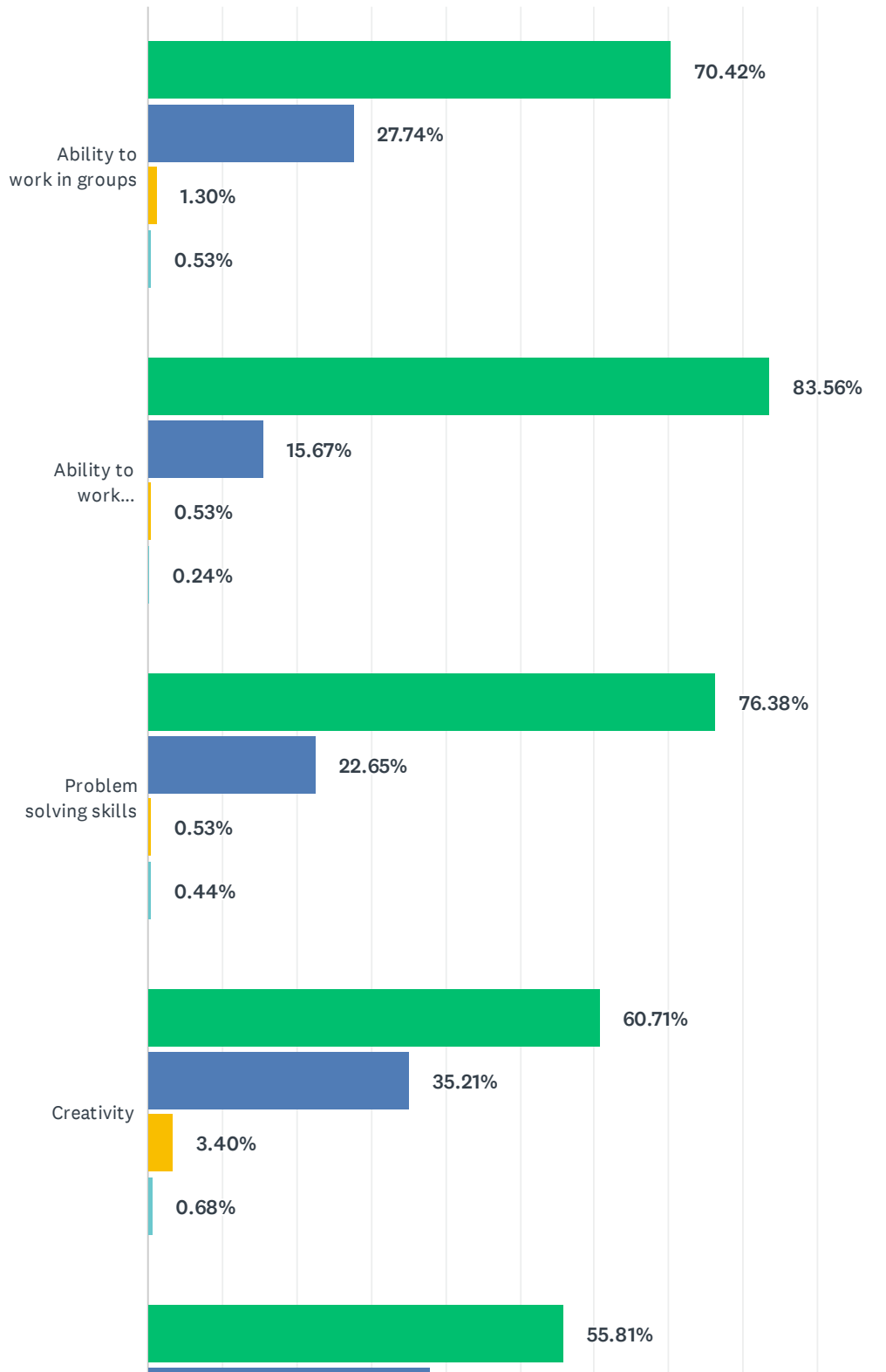
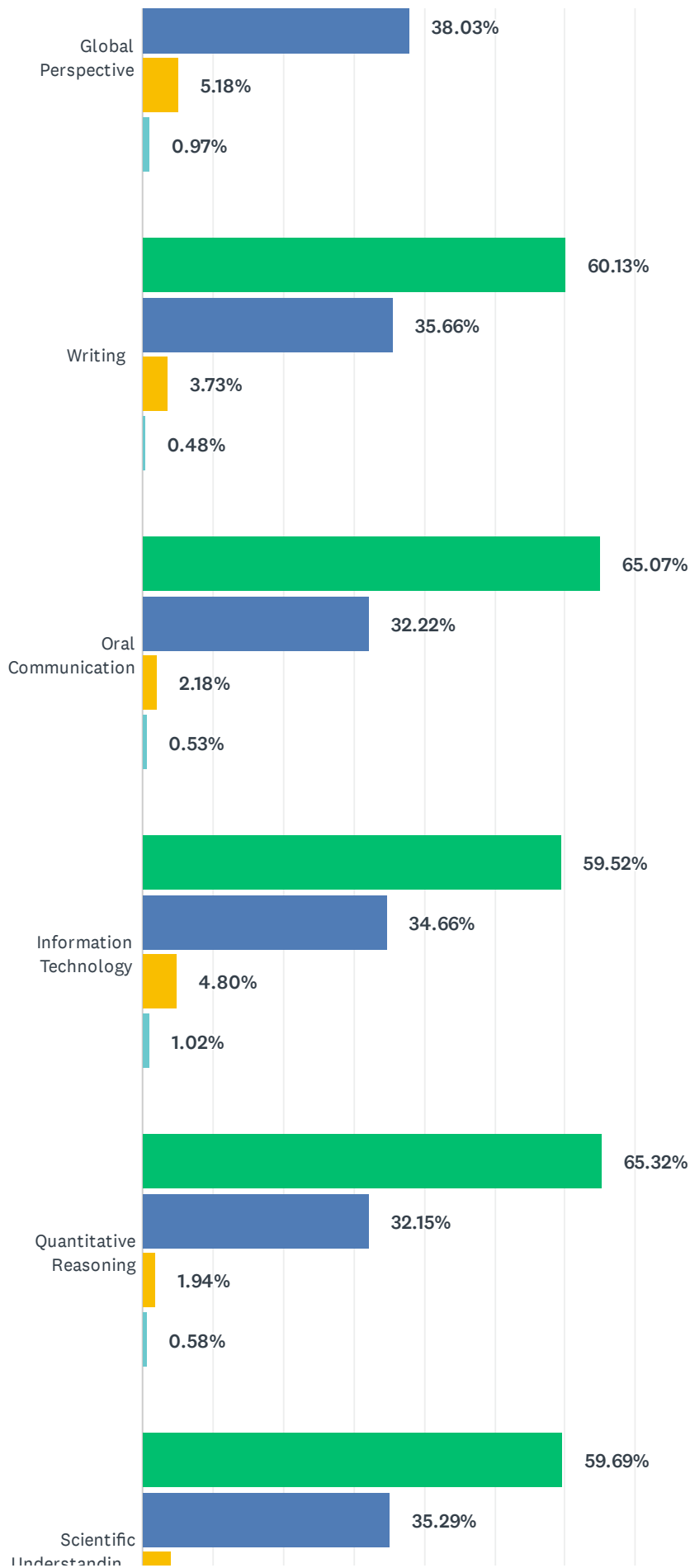


Q1 In regard to your educational experiences at Ferris/Kendall, please indicate your level of satisfaction with your knowledge/abilities in each of the following:

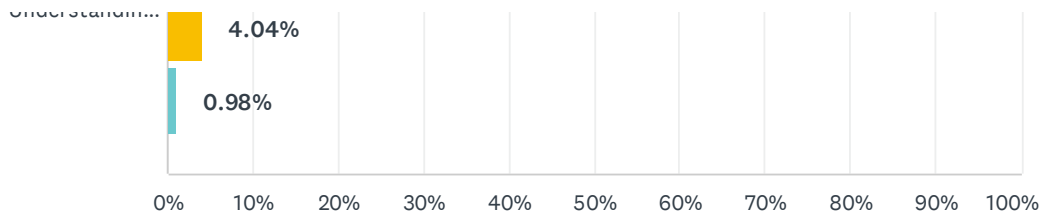
Answered: 2,070 Skipped: 2



2021-22 Ferris State University/Kendall College of Art & Design Graduate Exit Survey



2021-22 Ferris State University/Kendall College of Art & Design Graduate Exit Survey

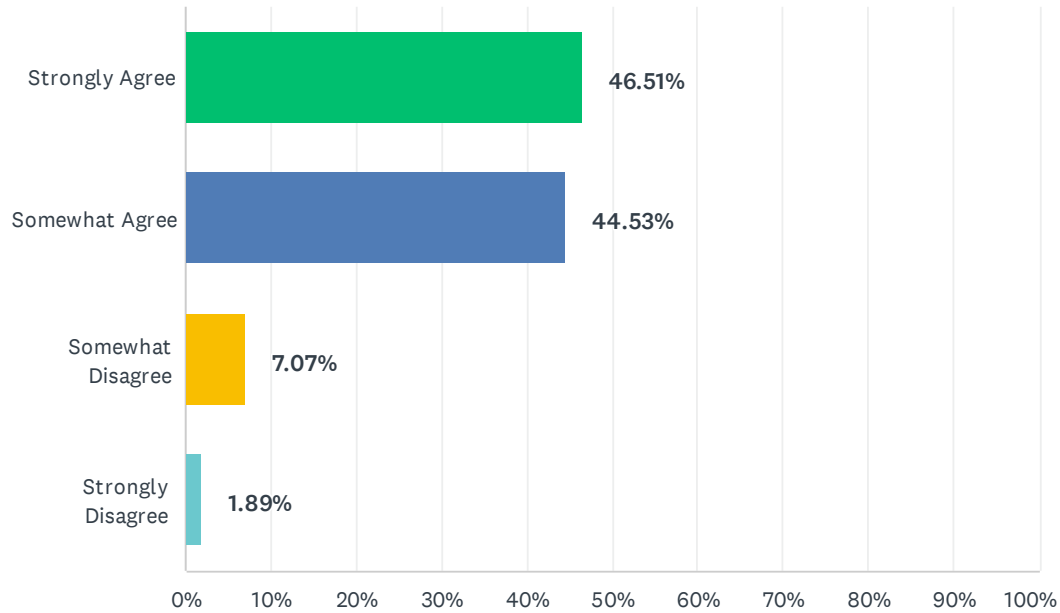


■ Very Satisfi...
 ■ Somewhat ...
 ■ Somewhat ...
 ■ Very Dissat...

	VERY SATISFIED	SOMEWHAT SATISFIED	SOMEWHAT DISSATISFIED	VERY DISSATISFIED	TOTAL	WEIGHTED AVERAGE
Ability to work in groups	70.42% 1,457	27.74% 574	1.30% 27	0.53% 11	2,069	1.32
Ability to work independently	83.56% 1,728	15.67% 324	0.53% 11	0.24% 5	2,068	1.17
Problem solving skills	76.38% 1,578	22.65% 468	0.53% 11	0.44% 9	2,066	1.25
Creativity	60.71% 1,250	35.21% 725	3.40% 70	0.68% 14	2,059	1.44
Global Perspective	55.81% 1,152	38.03% 785	5.18% 107	0.97% 20	2,064	1.51
Writing	60.13% 1,241	35.66% 736	3.73% 77	0.48% 10	2,064	1.45
Oral Communication	65.07% 1,341	32.22% 664	2.18% 45	0.53% 11	2,061	1.38
Information Technology	59.52% 1,228	34.66% 715	4.80% 99	1.02% 21	2,063	1.47
Quantitative Reasoning	65.32% 1,347	32.15% 663	1.94% 40	0.58% 12	2,062	1.38
Scientific Understanding (Science lab classes)	59.69% 1,213	35.29% 717	4.04% 82	0.98% 20	2,032	1.46

Q2 I believe Ferris State University/Kendall College of Art & Design was a good value for my money.

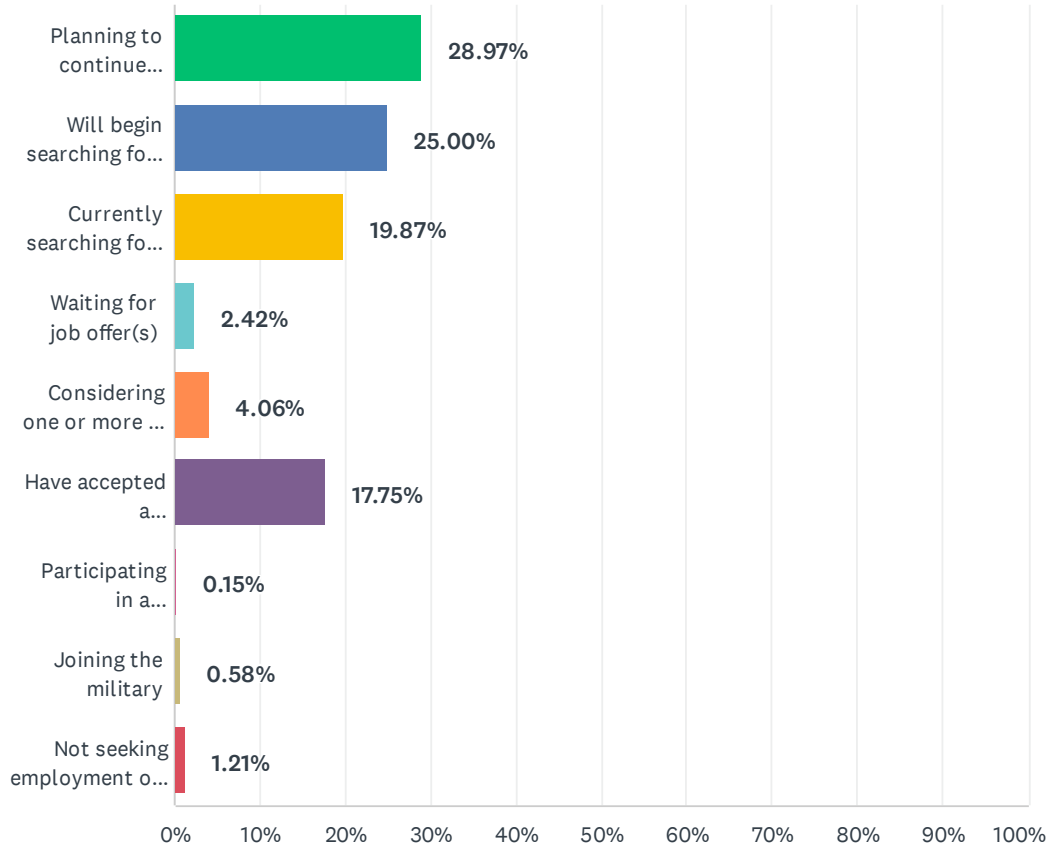
Answered: 2,064 Skipped: 8



ANSWER CHOICES	RESPONSES	
Strongly Agree	46.51%	960
Somewhat Agree	44.53%	919
Somewhat Disagree	7.07%	146
Strongly Disagree	1.89%	39
TOTAL		2,064

Q3 Which of the following best describes your immediate plans after graduation?

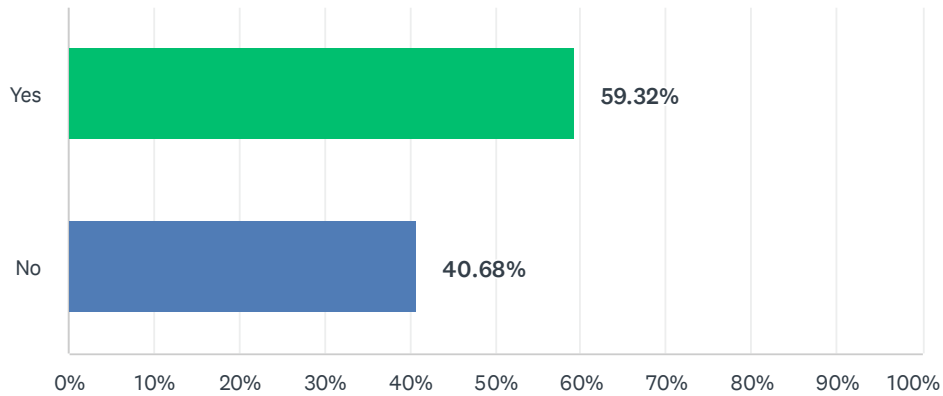
Answered: 2,068 Skipped: 4



ANSWER CHOICES	RESPONSES	
Planning to continue education	28.97%	599
Will begin searching for job after graduation	25.00%	517
Currently searching for job	19.87%	411
Waiting for job offer(s)	2.42%	50
Considering one or more job offers	4.06%	84
Have accepted a position/already have a position	17.75%	367
Participating in a volunteer/service program (i.e., Peace Corps)	0.15%	3
Joining the military	0.58%	12
Not seeking employment or continuing education at this time	1.21%	25
TOTAL		2,068

Q4 Did you complete one or more experienceships/internships (paid or unpaid, Ferris/Kendall sponsored or not, practicums, clinical experience, student teaching)?

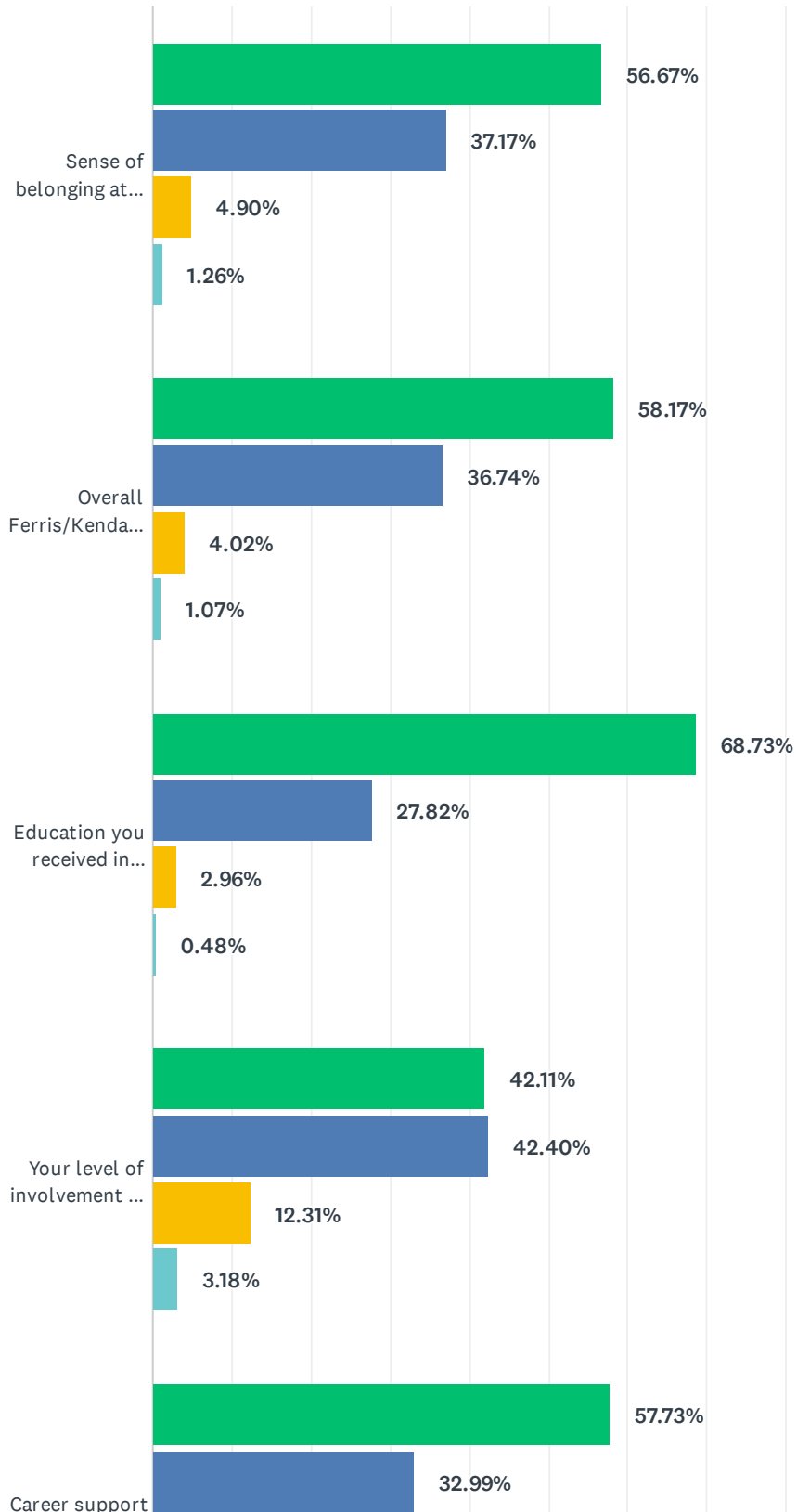
Answered: 2,060 Skipped: 12



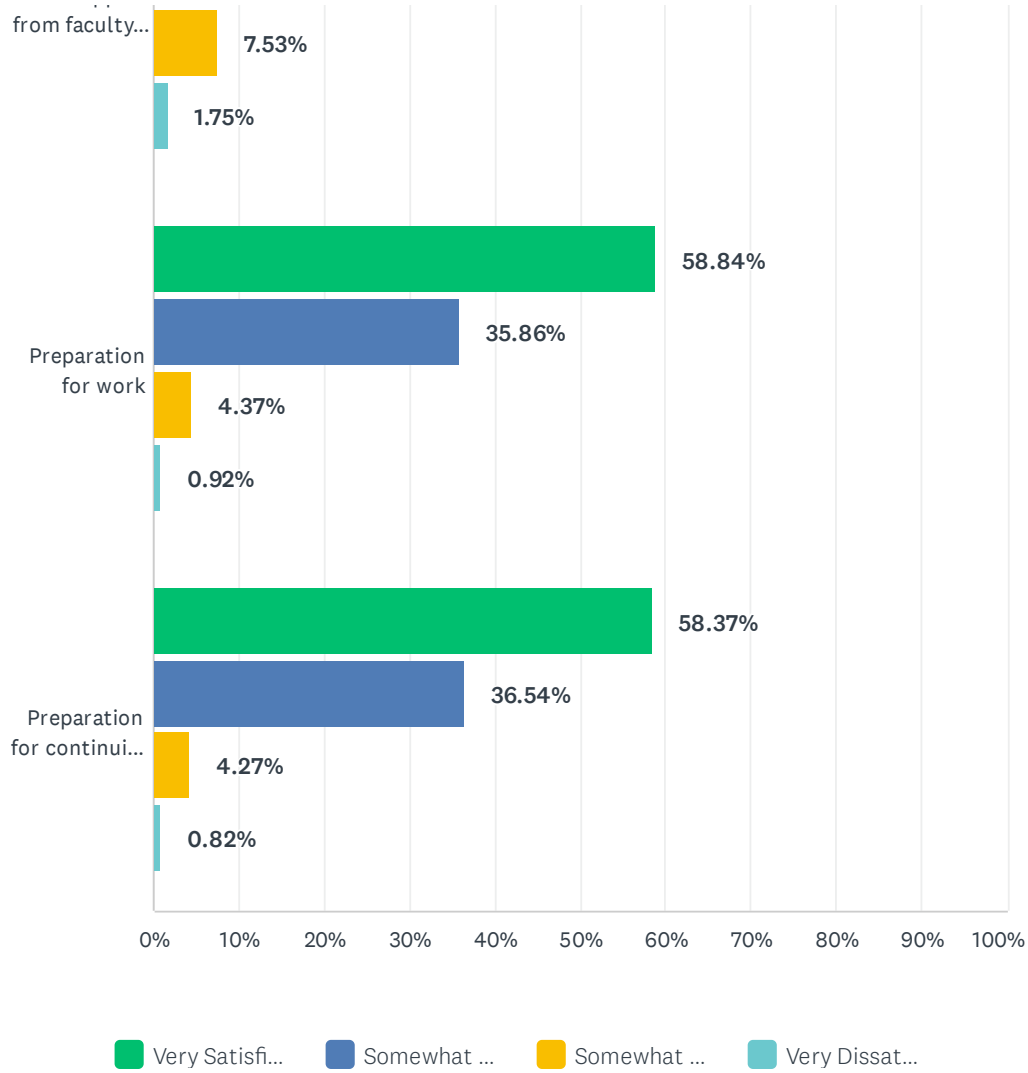
ANSWER CHOICES	RESPONSES	
Yes	59.32%	1,222
No	40.68%	838
TOTAL		2,060

Q5 Please indicate your level of satisfaction with the following aspects of your education at Ferris/Kendall.

Answered: 2,068 Skipped: 4



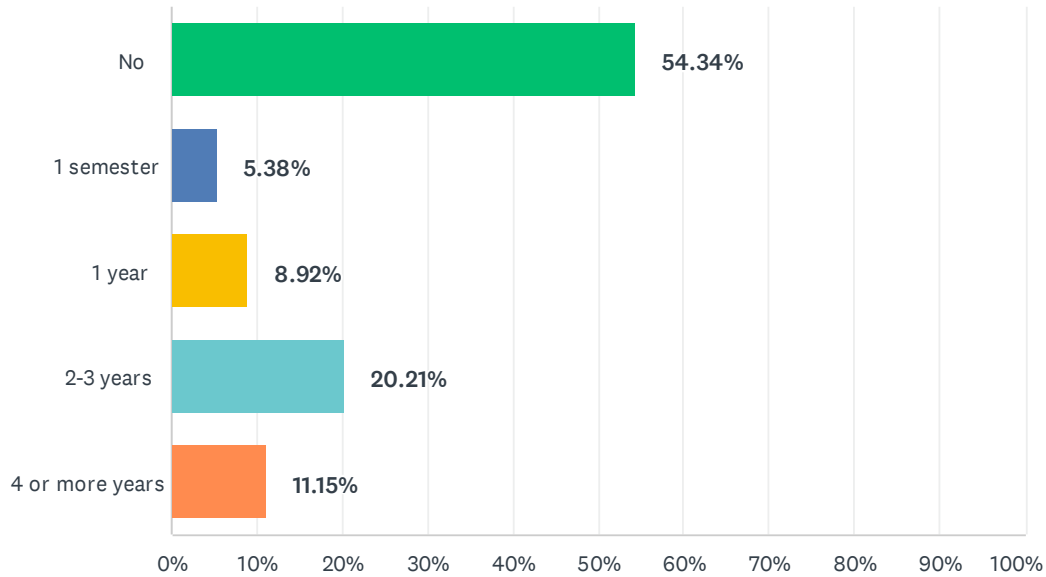
2021-22 Ferris State University/Kendall College of Art & Design Graduate Exit Survey



	VERY SATISFIED	SOMEWHAT SATISFIED	SOMEWHAT DISSATISFIED	VERY DISSATISFIED	TOTAL	WEIGHTED AVERAGE
Sense of belonging at Ferris/Kendall	56.67% 1,168	37.17% 766	4.90% 101	1.26% 26	2,061	1.51
Overall Ferris/Kendall experience	58.17% 1,200	36.74% 758	4.02% 83	1.07% 22	2,063	1.48
Education you received in your major	68.73% 1,418	27.82% 574	2.96% 61	0.48% 10	2,063	1.35
Your level of involvement in campus activities	42.11% 862	42.40% 868	12.31% 252	3.18% 65	2,047	1.77
Career support from faculty and staff	57.73% 1,188	32.99% 679	7.53% 155	1.75% 36	2,058	1.53
Preparation for work	58.84% 1,211	35.86% 738	4.37% 90	0.92% 19	2,058	1.47
Preparation for continuing education	58.37% 1,203	36.54% 753	4.27% 88	0.82% 17	2,061	1.48

Q6 While attending Ferris/Kendall, were you active in any registered student organizations (RSO's)?

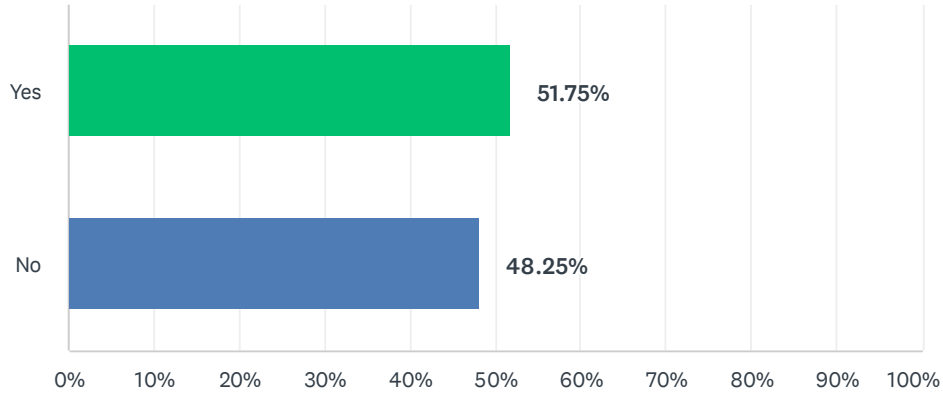
Answered: 2,063 Skipped: 9



ANSWER CHOICES	RESPONSES	
No	54.34%	1,121
1 semester	5.38%	111
1 year	8.92%	184
2-3 years	20.21%	417
4 or more years	11.15%	230
TOTAL		2,063

Q7 I am aware of FSU/KEN career resources available to me after graduation.

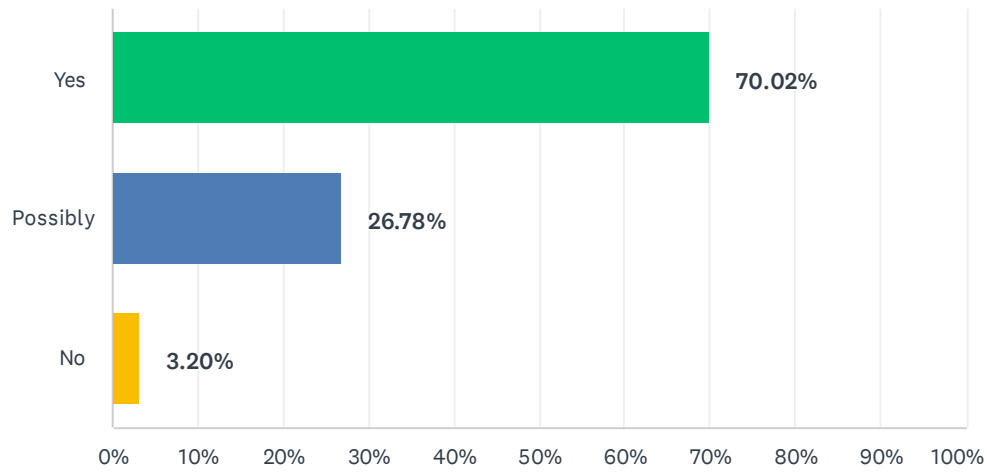
Answered: 2,060 Skipped: 12



ANSWER CHOICES	RESPONSES	
Yes	51.75%	1,066
No	48.25%	994
TOTAL		2,060

Q8 Would you recommend Ferris/Kendall to a family member or friend?

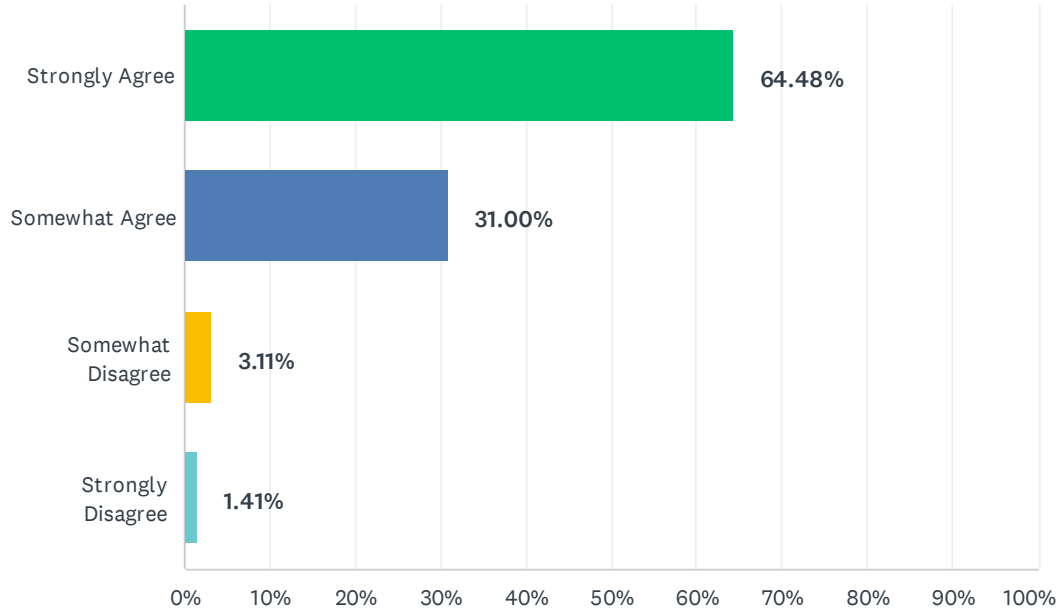
Answered: 2,065 Skipped: 7



ANSWER CHOICES	RESPONSES	
Yes	70.02%	1,446
Possibly	26.78%	553
No	3.20%	66
TOTAL		2,065

Q9 Please indicate your level of agreement with the statement: "I'm proud I attended Ferris State University/Kendall College of Art & Design."

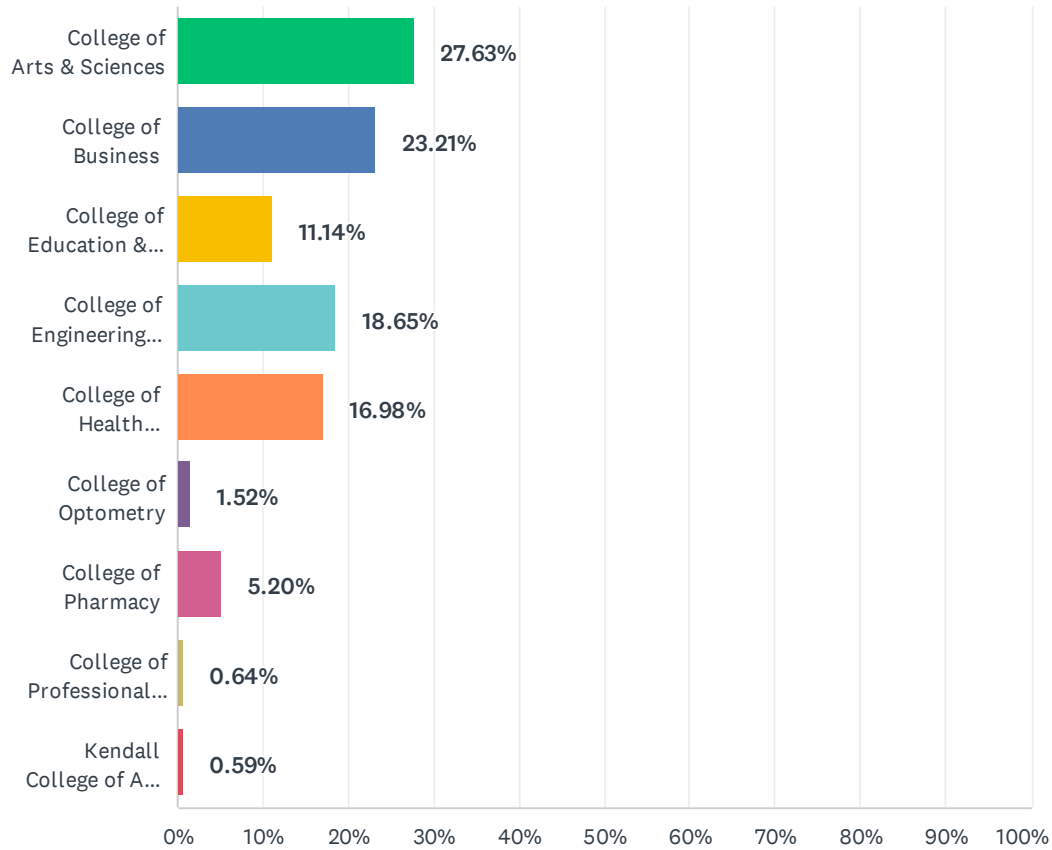
Answered: 2,058 Skipped: 14



ANSWER CHOICES	RESPONSES	
Strongly Agree	64.48%	1,327
Somewhat Agree	31.00%	638
Somewhat Disagree	3.11%	64
Strongly Disagree	1.41%	29
TOTAL		2,058

Q10 From which college(s) did you graduate? (Select all that apply.)

Answered: 2,038 Skipped: 34



ANSWER CHOICES	RESPONSES	
College of Arts & Sciences	27.63%	563
College of Business	23.21%	473
College of Education & Human Services	11.14%	227
College of Engineering Technology	18.65%	380
College of Health Professions	16.98%	346
College of Optometry	1.52%	31
College of Pharmacy	5.20%	106
College of Professional & Technical Studies	0.64%	13
Kendall College of Art & Design	0.59%	12
Total Respondents: 2,038		

Q11 What do you feel is the best thing about Ferris/Kendall?

Answered: 1,073 Skipped: 999

Q12 If you could change something about Ferris/Kendall, what would it be?

Answered: 987 Skipped: 1,085

Q13 Please use this space for additional comments.

Answered: 214 Skipped: 1,858