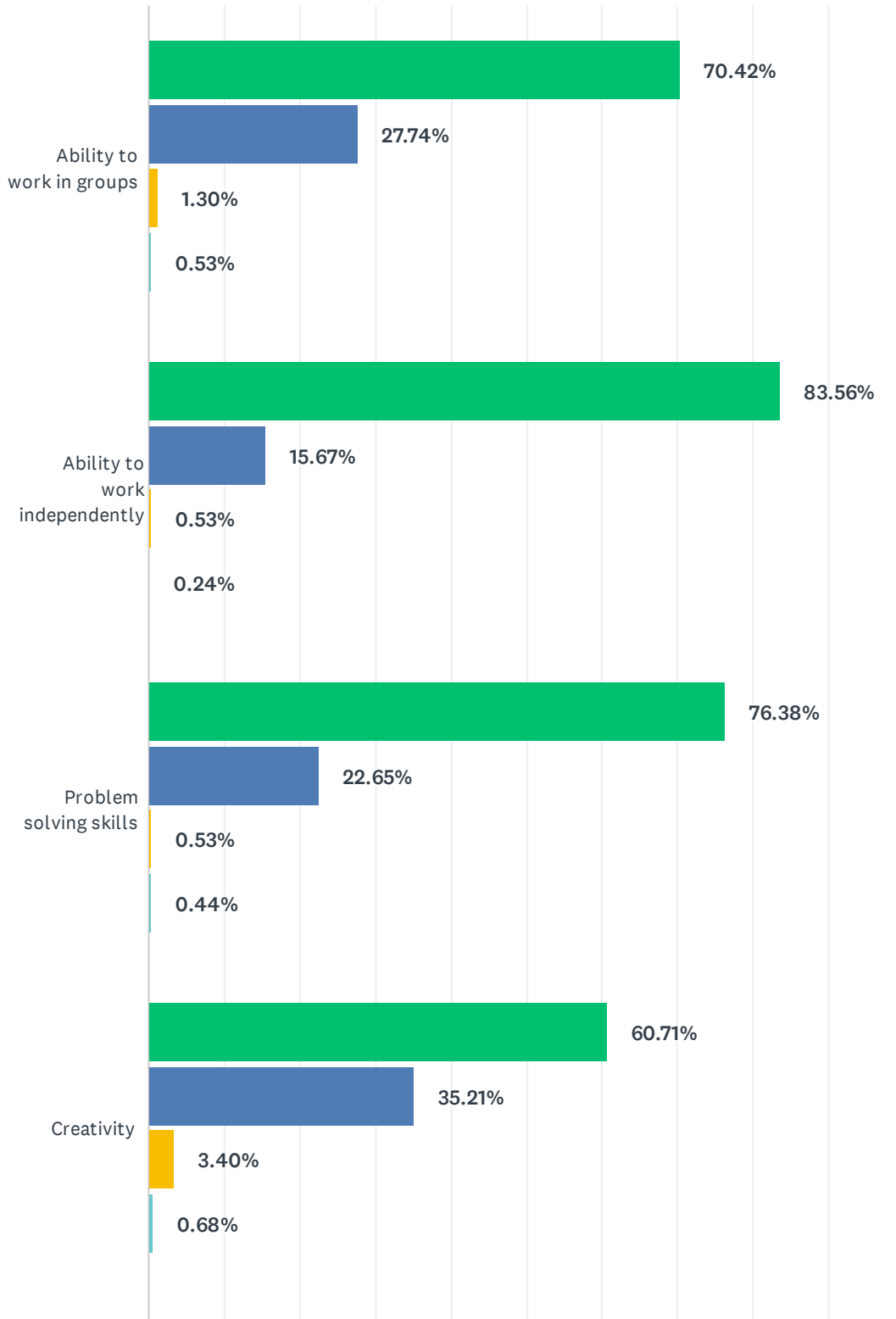
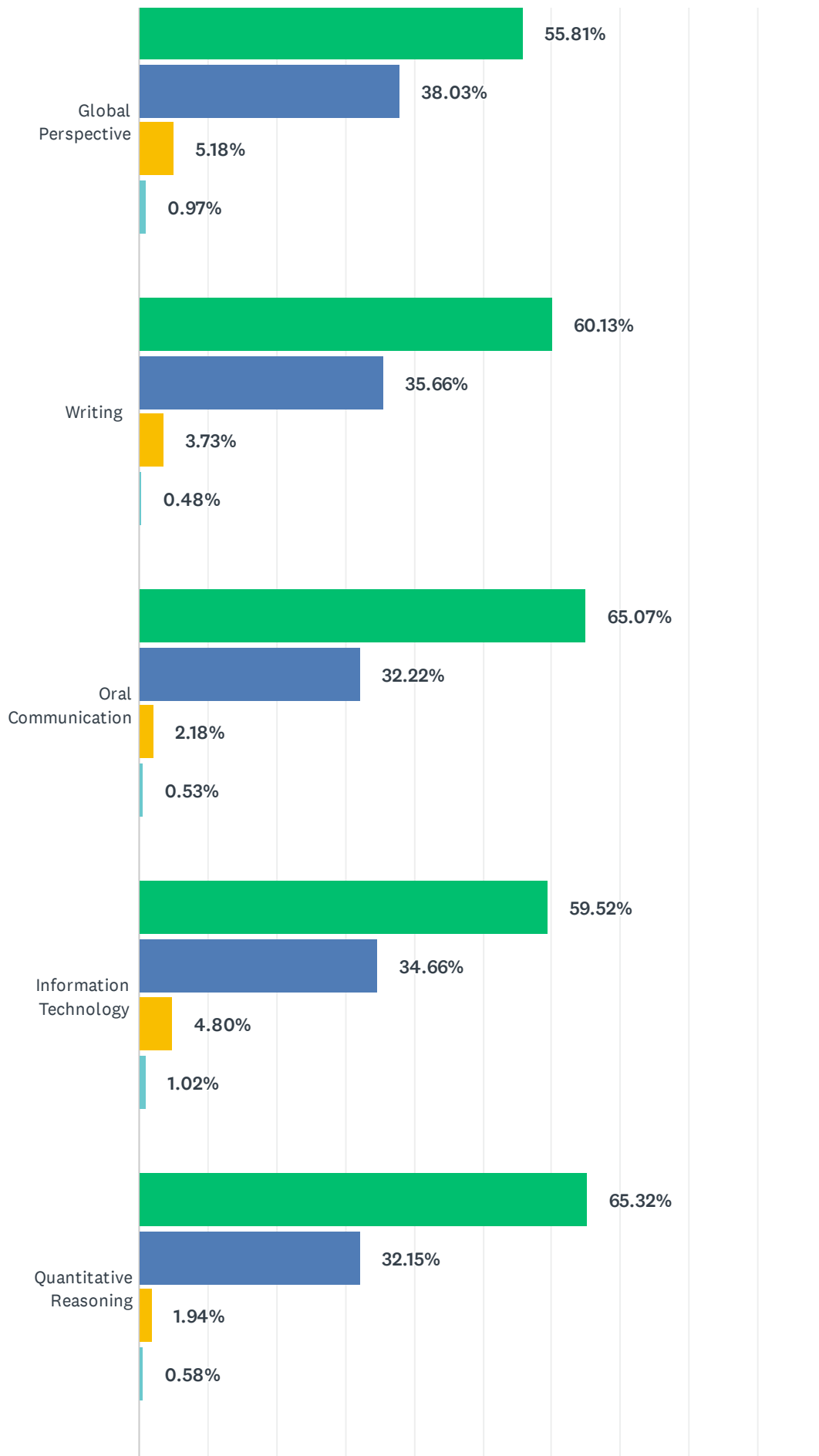


Q1 In regard to your educational experiences at Ferris/Kendall, please indicate your level of satisfaction with your knowledge/abilities in each of the following:

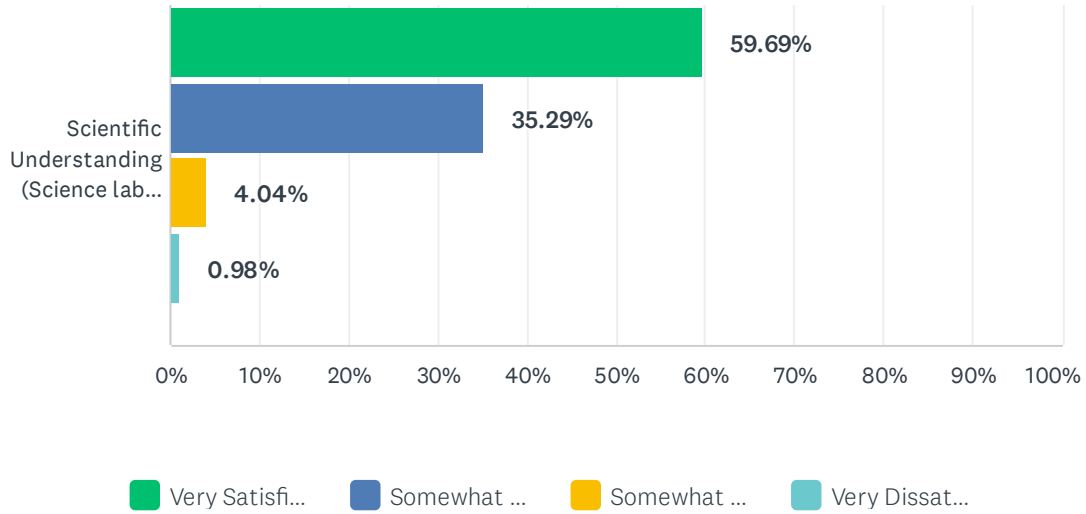
Answered: 2,070 Skipped: 2



Ferris State University/Kendall College of Art & Design Graduate Exit Survey



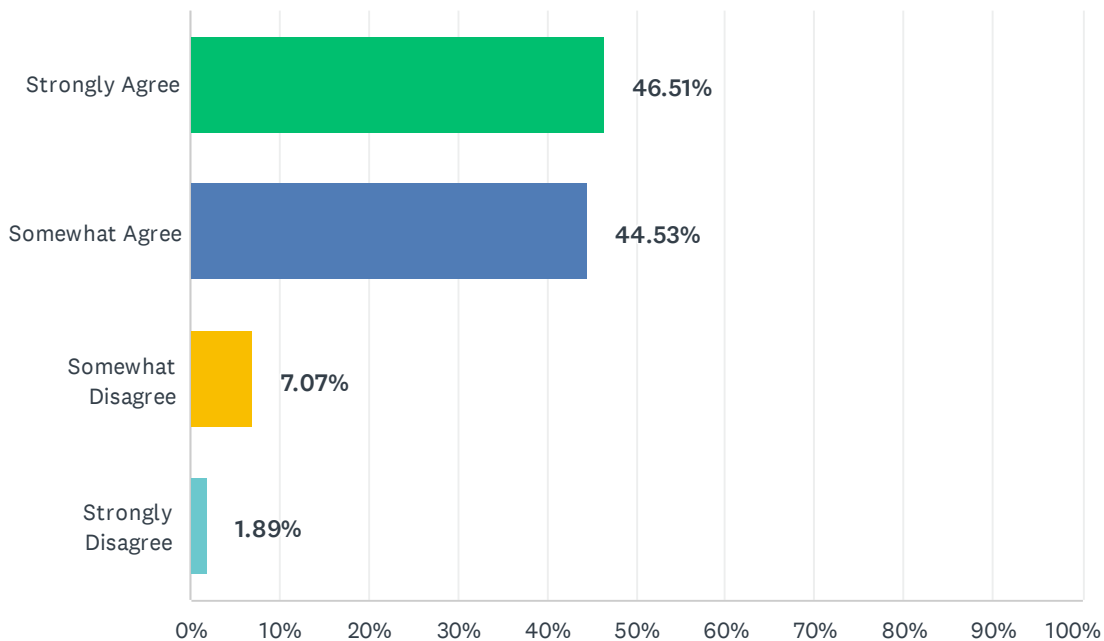
Ferris State University/Kendall College of Art & Design Graduate Exit Survey



| | VERY SATISFIED | SOMEWHAT SATISFIED | SOMEWHAT DISSATISFIED | VERY DISSATISFIED | TOTAL | WEIGHTED AVERAGE |
|--|-----------------|--------------------|-----------------------|-------------------|-------|------------------|
| Ability to work in groups | 70.42% 1,457 | 27.74% 574 | 1.30% 27 | 0.53% 11 | 2,069 | |
| Ability to work independently | 83.56% 1,728 | 15.67% 324 | 0.53% 11 | 0.24% 5 | 2,068 | |
| Problem solving skills | 76.38% 1,578 | 22.65% 468 | 0.53% 11 | 0.44% 9 | 2,066 | |
| Creativity | 60.71% 1,250 | 35.21% 725 | 3.40% 70 | 0.68% 14 | 2,059 | |
| Global Perspective | 55.81% 1,152 | 38.03% 785 | 5.18% 107 | 0.97% 20 | 2,064 | |
| Writing | 60.13% 1,241 | 35.66% 736 | 3.73% 77 | 0.48% 10 | 2,064 | |
| Oral Communication | 65.07% 1,341 | 32.22% 664 | 2.18% 45 | 0.53% 11 | 2,061 | |
| Information Technology | 59.52% 1,228 | 34.66% 715 | 4.80% 99 | 1.02% 21 | 2,063 | |
| Quantitative Reasoning | 65.32% 1,347 | 32.15% 663 | 1.94% 40 | 0.58% 12 | 2,062 | |
| Scientific Understanding (Science lab classes) | 59.69% 1,213 | 35.29% 717 | 4.04% 82 | 0.98% 20 | 2,032 | |

Q2 I believe Ferris State University/Kendall College of Art & Design was good value for my money.

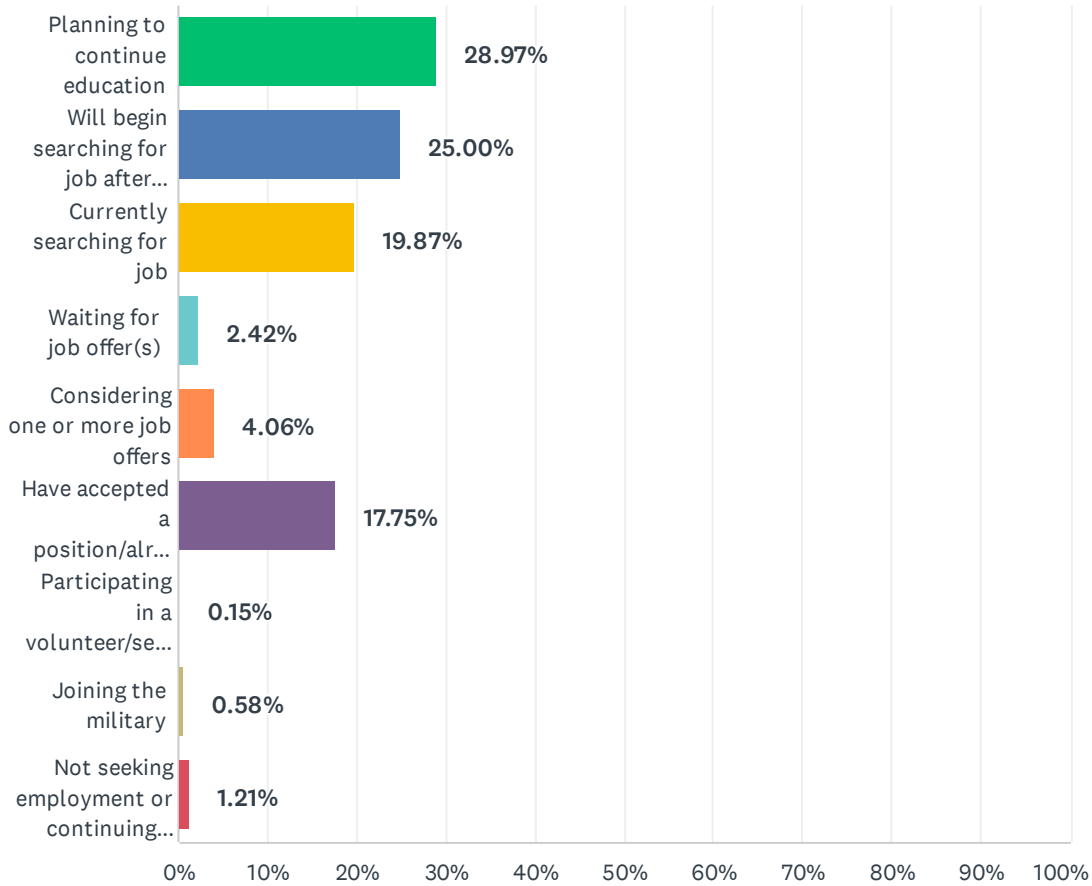
Answered: 2,064 Skipped: 8



| ANSWER CHOICES | RESPONSES |
|-------------------|-----------|
| Strongly Agree | 46.51% |
| Somewhat Agree | 44.53% |
| Somewhat Disagree | 7.07% |
| Strongly Disagree | 1.89% |
| TOTAL | 2 |

Q3 Which of the following best describes your immediate plans after graduation?

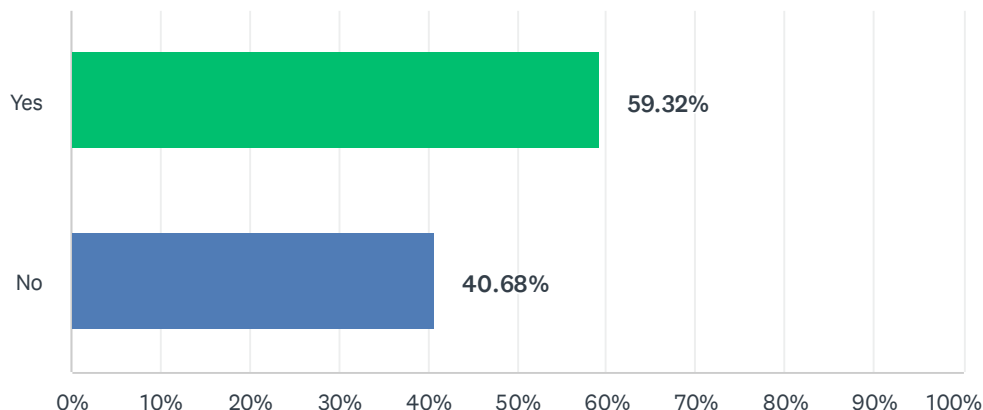
Answered: 2,068 Skipped: 4



| ANSWER CHOICES | RESPONSES |
|--|-----------|
| Planning to continue education | 28.97% |
| Will begin searching for job after graduation | 25.00% |
| Currently searching for job | 19.87% |
| Waiting for job offer(s) | 2.42% |
| Considering one or more job offers | 4.06% |
| Have accepted a position/already have a position | 17.75% |
| Participating in a volunteer/service program (i.e., Peace Corps) | 0.15% |
| Joining the military | 0.58% |
| Not seeking employment or continuing education at this time | 1.21% |
| TOTAL | 2 |

Q4 Did you complete one or more experienceships/internships (paid or unpaid, Ferris/Kendall sponsored or not, practicums, clinical experience student teaching)?

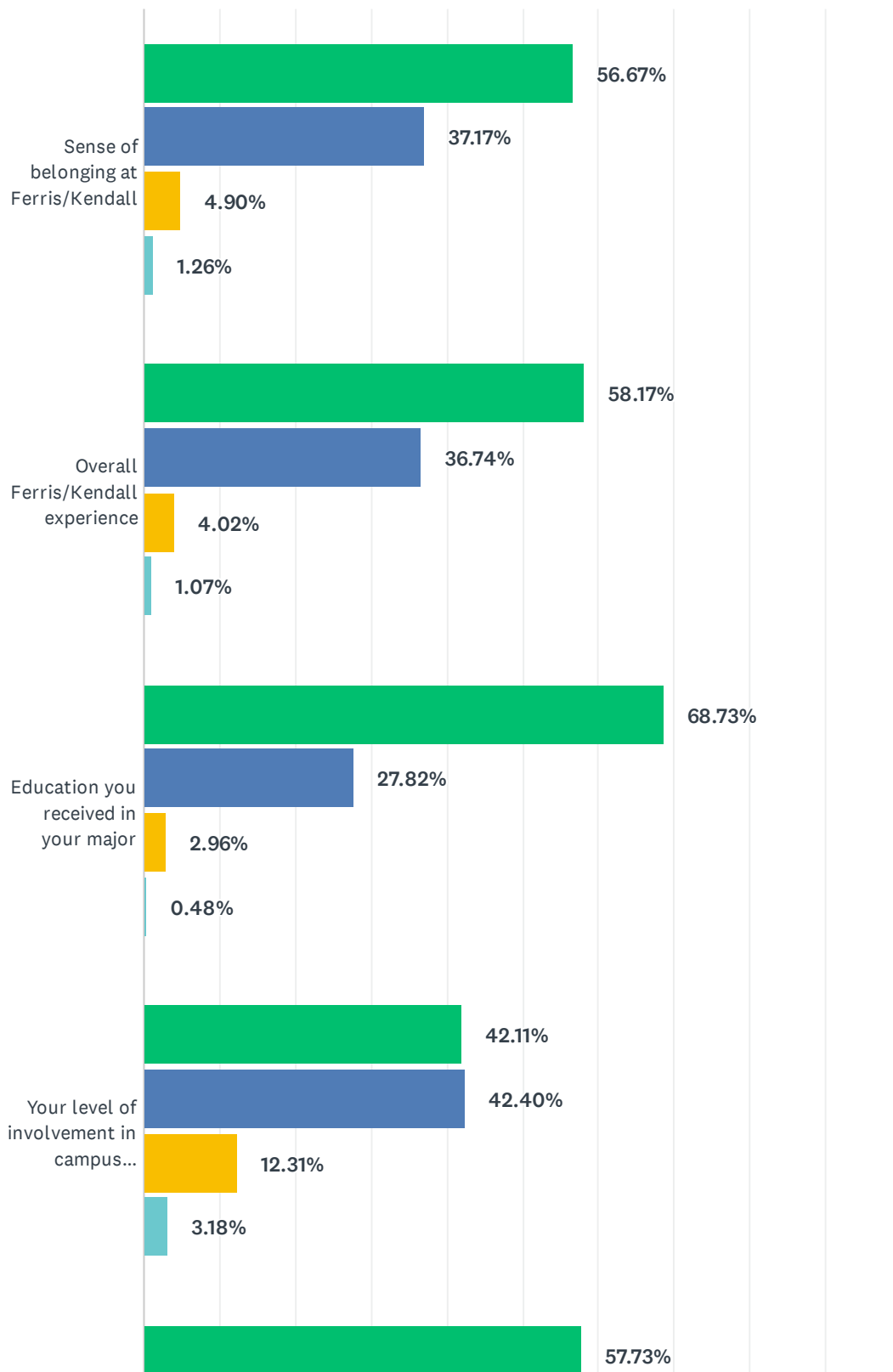
Answered: 2,060 Skipped: 12



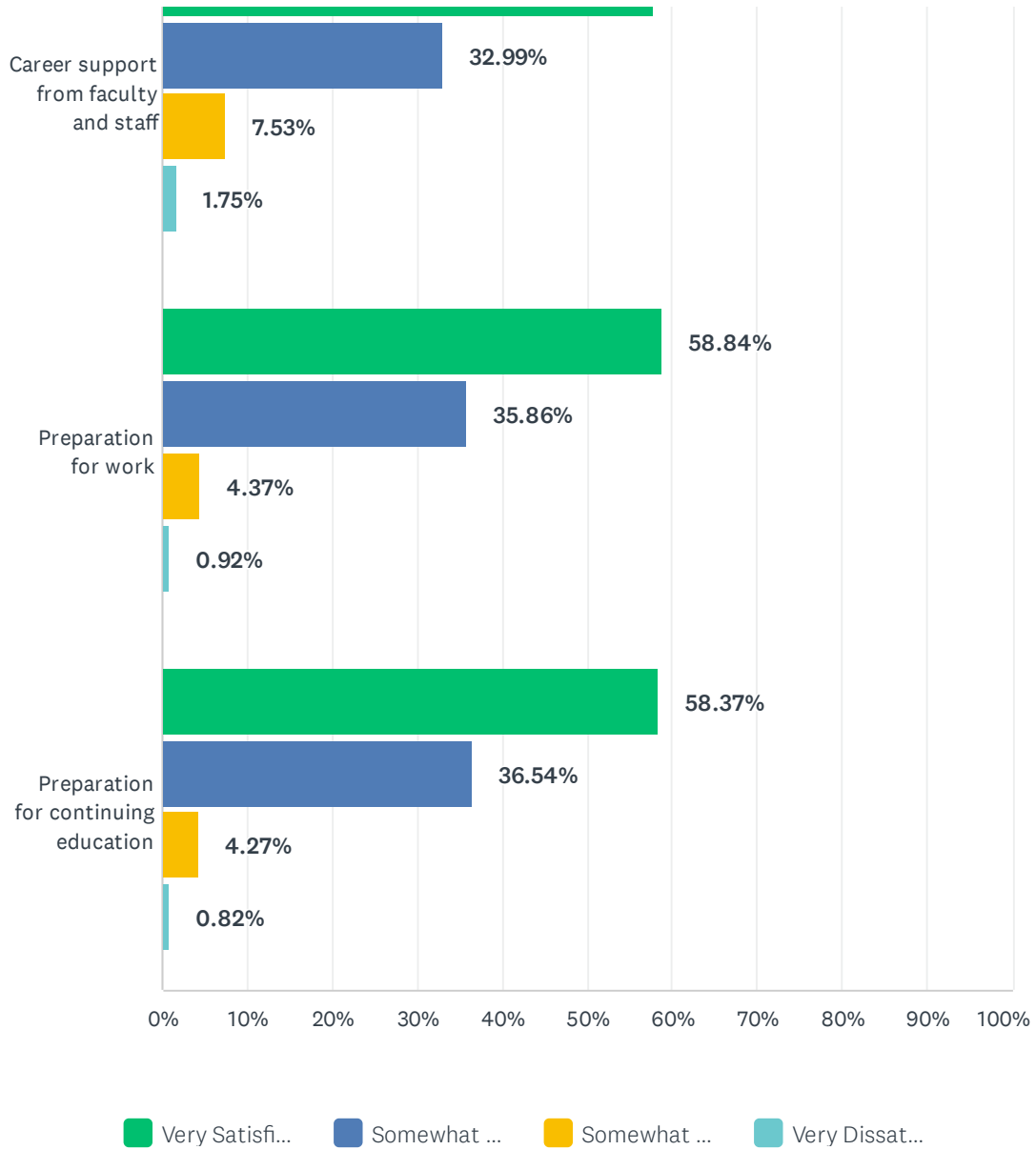
| ANSWER CHOICES | RESPONSES |
|----------------|-----------|
| Yes | 59.32% 1 |
| No | 40.68% |
| TOTAL | 2 |

Q5 Please indicate your level of satisfaction with the following aspects of your education at Ferris/Kendall.

Answered: 2,068 Skipped: 4



Ferris State University/Kendall College of Art & Design Graduate Exit Survey

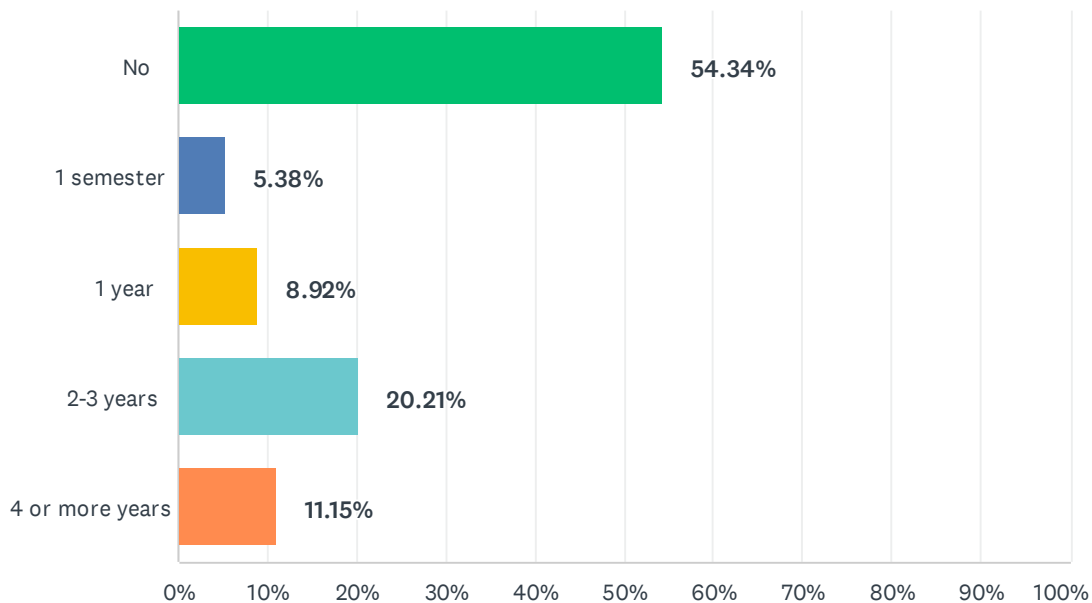


Ferris State University/Kendall College of Art & Design Graduate Exit Survey

| | VERY SATISFIED | SOMEWHAT SATISFIED | SOMEWHAT DISSATISFIED | VERY DISSATISFIED | TOTAL | WEIGHT AVERAGE |
|--|-----------------|--------------------|-----------------------|-------------------|-------|----------------|
| Sense of belonging at Ferris/Kendall | 56.67% 1,168 | 37.17% 766 | 4.90% 101 | 1.26% 26 | 2,061 | |
| Overall Ferris/Kendall experience | 58.17% 1,200 | 36.74% 758 | 4.02% 83 | 1.07% 22 | 2,063 | |
| Education you received in your major | 68.73% 1,418 | 27.82% 574 | 2.96% 61 | 0.48% 10 | 2,063 | |
| Your level of involvement in campus activities | 42.11% 862 | 42.40% 868 | 12.31% 252 | 3.18% 65 | 2,047 | |
| Career support from faculty and staff | 57.73% 1,188 | 32.99% 679 | 7.53% 155 | 1.75% 36 | 2,058 | |
| Preparation for work | 58.84% 1,211 | 35.86% 738 | 4.37% 90 | 0.92% 19 | 2,058 | |
| Preparation for continuing education | 58.37% 1,203 | 36.54% 753 | 4.27% 88 | 0.82% 17 | 2,061 | |

Q6 While attending Ferris/Kendall, were you active in any registered student organizations (RSO's)?

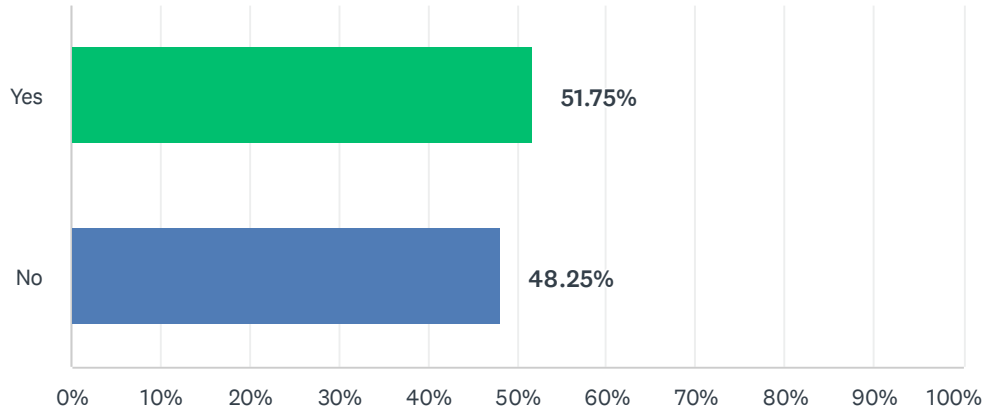
Answered: 2,063 Skipped: 9



| ANSWER CHOICES | RESPONSES | |
|-----------------|-----------|----------|
| No | 54.34% | 1 |
| 1 semester | 5.38% | |
| 1 year | 8.92% | |
| 2-3 years | 20.21% | |
| 4 or more years | 11.15% | |
| TOTAL | | 2 |

Q7 I am aware of FSU/KEN career resources available to me after graduation.

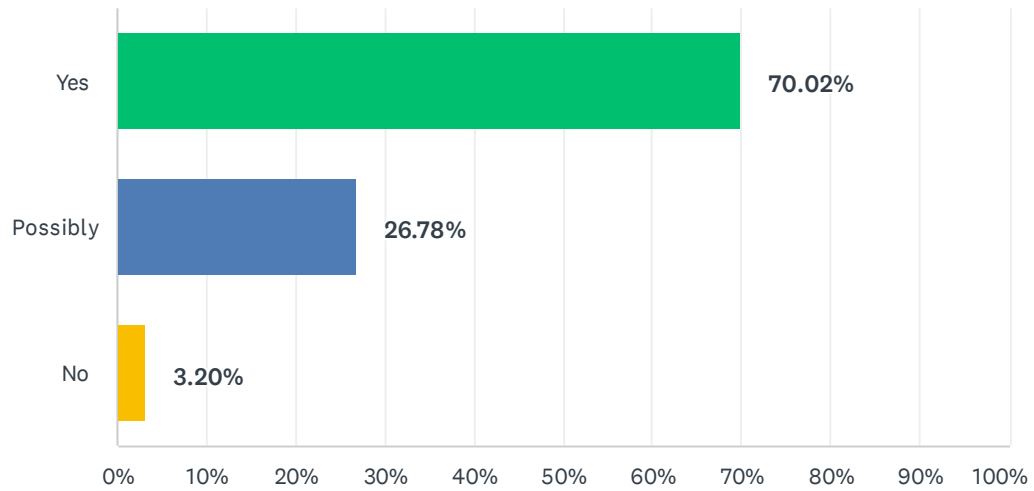
Answered: 2,060 Skipped: 12



| ANSWER CHOICES | RESPONSES | |
|----------------|-----------|----------|
| Yes | 51.75% | 1 |
| No | 48.25% | |
| TOTAL | | 2 |

Q8 Would you recommend Ferris/Kendall to a family member or friend?

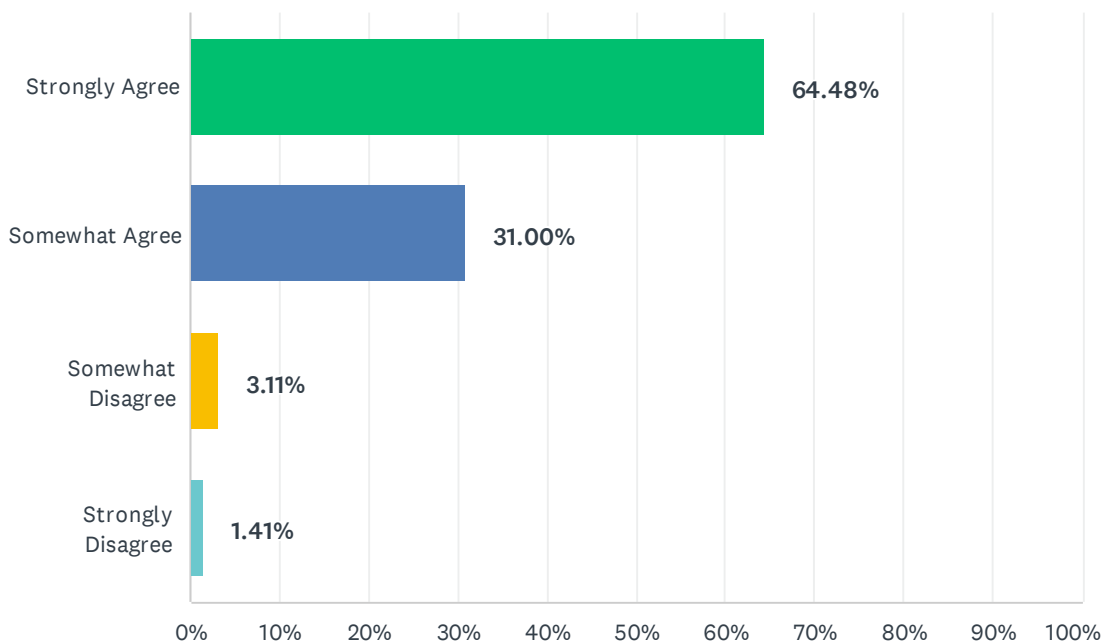
Answered: 2,065 Skipped: 7



| ANSWER CHOICES | RESPONSES |
|----------------|-----------|
| Yes | 70.02% 1 |
| Possibly | 26.78% |
| No | 3.20% |
| TOTAL | 2 |

Q9 Please indicate your level of agreement with the statement: "I'm proud I attended Ferris State University/Kendall College of Art & Design."

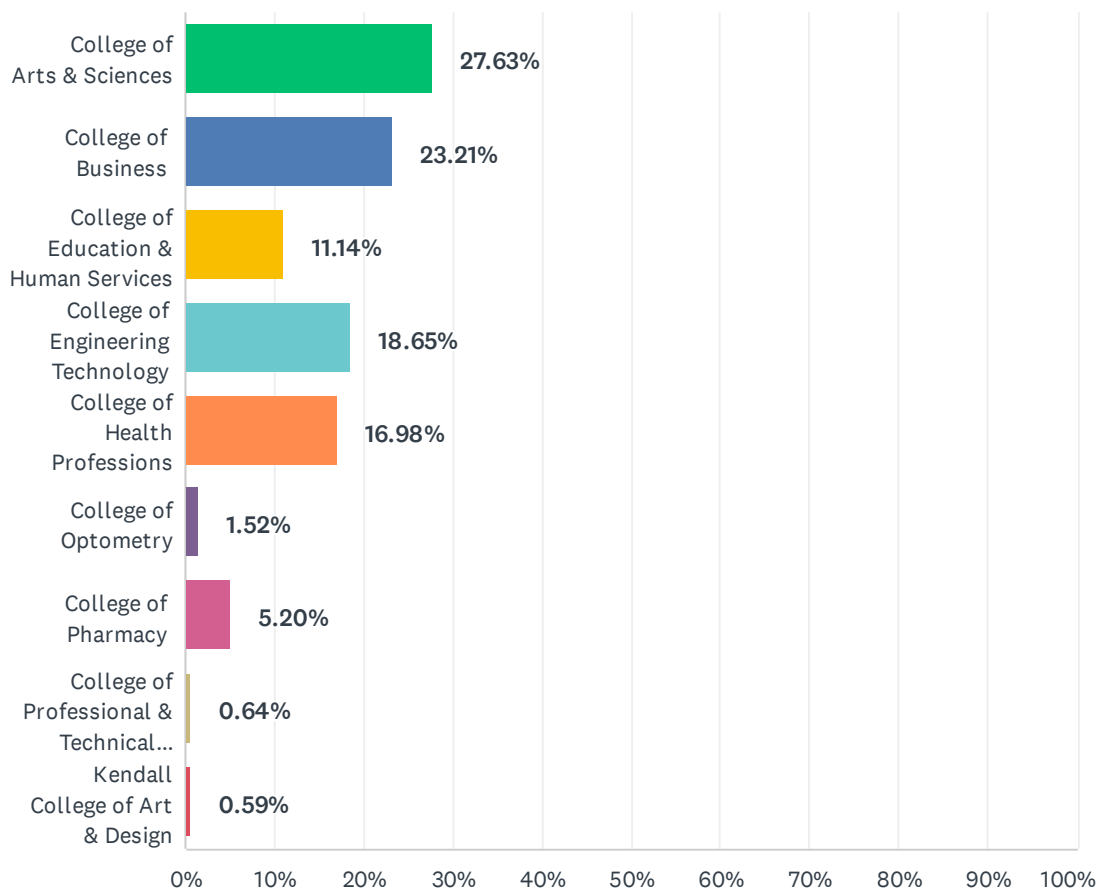
Answered: 2,058 Skipped: 14



| ANSWER CHOICES | RESPONSES | |
|-------------------|-----------|----------|
| Strongly Agree | 64.48% | 1 |
| Somewhat Agree | 31.00% | |
| Somewhat Disagree | 3.11% | |
| Strongly Disagree | 1.41% | |
| TOTAL | | 2 |

Q10 From which college(s) did you graduate? (Select all that apply.)

Answered: 2,038 Skipped: 34



| ANSWER CHOICES | RESPONSES |
|---|-----------|
| College of Arts & Sciences | 27.63% |
| College of Business | 23.21% |
| College of Education & Human Services | 11.14% |
| College of Engineering Technology | 18.65% |
| College of Health Professions | 16.98% |
| College of Optometry | 1.52% |
| College of Pharmacy | 5.20% |
| College of Professional & Technical Studies | 0.64% |
| Kendall College of Art & Design | 0.59% |
| Total Respondents: 2,038 | |

Q11 What do you feel is the best thing about Ferris/Kendall?

Answered: 1,073 Skipped: 999

Q12 If you could change something about Ferris/Kendall, what would it be?

Answered: 987 Skipped: 1,085

Q13 Please use this space for additional comments.

Answered: 214 Skipped: 1,858