



# FACT BOOK 2025-2026



FERRIS STATE UNIVERSITY



January 2026

Dear Colleague:

The *Ferris State University Fact Book* is an annual project conducted as a service to the University community by the Office of Institutional Research and Testing, in the Division of Student Affairs. This **35th edition** is a document designed to answer the most frequently asked questions about Ferris State University.

New additions to the Fact Book this year are the reimagining of West Michigan with Kendall College of Art and Design, as well as updates within the General Information section.

To access the current Fact Book, as well as previous editions on the Ferris State University website, go to [www.ferris.edu](http://www.ferris.edu) and click on “Resources”, “Institutional Research & Testing” or search for “Fact Book” in the search box. Under the Institutional Research heading, select “Fact Book Downloads.” All editions of the Fact Book are also available on the new Institutional Research Ferris 360 group.

We would like to thank the many offices that assist us with the development of the information for the Fact Book. Please do not hesitate to contact us if you have any questions or have ideas for future editions of the Fact Book.

Angela Ososki  
Research & Testing Analyst

Megan Biller  
Director of Institutional Research

Ferris State University  
Division of Student Affairs  
Office of Institutional Research and Testing  
CSS 313  
(231) 591-3628

Throughout the Fact Book:

Enrollment counts are based on the Campus of Student’s Academic Program Enrollment. (Type of Student – On, Off, On-Line, Kendall)

SCH counts are based on Campus/College of Course Credit Production. (Type of Courses – On, Off, Internet, Kendall)

Link to Fact Book Downloads: <https://ferris.edu/admissions/testing/factbook/homepage.htm>

Link to Fact Book Excel Files: <https://ferris.edu/admissions/testing/factbook/excelpage.htm>





# TABLE OF CONTENTS

## GENERAL INFORMATION

Mission Statement/Vision Statement/Core Values/History/Location .....	11
Campus Size/Academic Colleges/Academic Services .....	12
Admissions/Educational Programs/Financial Aid .....	13
Accreditation .....	14
Student Costs/Tuition .....	15
Kendall Student Costs/Tuition .....	17
Athletics/Career and Professional Success (CAPS)/Center for Student Involvement (CSI) .....	18
Dining Services/Disability & Accessibility Resource Center/Diversity & Inclusion/Entertainment .....	19
Extended & International Operations (EIO).....	20
Ferris Library for Information, Technology and Education (UL-BR).....	21
Gifts to the University/Ferris Foundation.....	23
Hispanic & Latino Cultural Center (HLCC) /Housing & Residence Life.....	24
Information Technology (IT Services) .....	25
Intramural and Recreational Sports/LGBTQ+ Resource Center .....	26
Office of Multicultural Student Services.....	27
Student Affairs/Student Employment/University College.....	28
Veterans Resource Center (VRC)/Ferris Buildings and Points of Interests .....	29
Ferris Buildings and Points of Interest .....	29
Ferris State University Calendar .....	37
Telephone Numbers (frequently used) .....	38
Educational Grants and Scholarships .....	39

## ENROLLMENT

Total Headcount Enrollment .....	51
Enrollment by County (map) .....	52
Enrollment by State (map).....	53
Enrollment by County.....	54
Enrollment by State & Country.....	55
5-Year Enrollment by College .....	56
Percent of Students by College.....	57
FYES Enrollment per FTE Faculty .....	58
Enrollment Summary.....	59
Enrollment Summary by College (On/Off/Online/KEN & Gender).....	60
Enrollment Summary by College (AE & BU).....	61
Enrollment Summary by College (TE & HP) .....	62
Enrollment Summary by College (KE) .....	63
Enrollment Summary by College (OP & PH) .....	64
Enrollment Summary by College (CP & UN) .....	65
Comparative Enrollment Report by College (Gender by Degree Level) .....	66
Enrollment by College and Class Level .....	67
Degree and Non-Degree Seeking Student Enrollment .....	69
Headcount Enrollment by Student Level Full-Time and Part-Time (On/Off/Online/KEN & Gender).....	70
FTE Enrollment by Student Level Full-Time and Part-Time (On/Off/Online/KEN & Gender).....	71
Comparative Fall Enrollment and SCH Production by Site .....	72
Student Credit Hours by College .....	73
SCH/FTE/FYES .....	74
Student Credit Hours by Campus and Degree Level.....	75

## TABLE OF CONTENTS

Total Headcount Enrollment Compared to FTE.....	76
Enrollment by Race/Ethnicity .....	77
Ethnic Distribution by College .....	78
Enrollment by Program (Arts, Sciences and Education) .....	79
Enrollment by Program (Business) .....	82
Enrollment by Program (Engineering Technology).....	85
Enrollment by Program (Health Professions) .....	89
Enrollment by Program (Kendall College of Art and Design).....	90
Enrollment by Program (Michigan College of Optometry at FSU).....	91
Enrollment by Program (Pharmacy) .....	91
Enrollment by Program (College of Professional & Technological Studies) .....	91
Enrollment by Program (University College) .....	92
FTIAC Profile Fall Enrollment (Gender/Ethnicity/FT & PT/Campus/HS GPA, ACT, SAT) .....	93
FTIAC Profile Fall Enrollment by Michigan County .....	94
FTIAC Profile Fall Enrollment by Top 20 High Schools and Top 20 Majors/State & Countries .....	96
Transfer Enrollment by (Gender/Ethnicity/FT & PT/Campus/HS GPA, ACT, SAT) .....	97
Transfer Enrollment by Michigan County .....	98
Transfer Enrollment by Top 20 Majors/ State & Counties .....	100
Graduate/Graduate Professional Admits by (Gender/Ethnicity/FT & PT/Campus) .....	101
Graduate/Graduate Professional Admits by Michigan County .....	102
Graduate/Graduate Professional Admits by Top 20 Majors/State & Countries .....	104
FTIAC Fall-to-Fall Retention Rates .....	105
FTIAC 2 to 6 Year Graduation Rates .....	106
FTIAC Fall-to-Fall Retention/College Fall-to-Spring-to-Fall Retention .....	107
FTIAC Percent Earning 30 FSU Credits 1 <sup>st</sup> to 2 <sup>nd</sup> Yr/Avg # of Credits taken/Persistence Rate. ....	108
Transfer In Students .....	109
Transfer Out Students .....	110
Enrollment Summary of Students by Age.....	111
NCAA Graduation Rates.....	112

### DEGREES

Degrees Conferred by Program (Arts & Sciences) .....	115
Degrees Conferred by Program (Education & Human Services) .....	115
Degrees Conferred by Program (Arts, Science & Education) .....	116
Degrees Conferred by Program (Business).....	118
Degrees Conferred by Program (Engineering Technology) .....	121
Degrees Conferred by Program (Health Professions).....	123
Degrees Conferred by Program (Kendall College of Art and Design) ... ..	124
Degrees Conferred by Program (Michigan College of Optometry at FSU) .....	125
Degrees Conferred by Program (Pharmacy).....	125
Degrees Conferred by Program (College of Professional & Technological Studies).....	125
Degrees Conferred by Program (University College).....	125
Degrees Conferred at Ferris State University .....	126
Approved Programs Majors.....	127
Total Number of Degree Programs Offered .....	132

## TABLE OF CONTENTS

### **FACULTY/STAFF**

University Staff by Job Category & Gender (Full-Time) .....	135
University Staff by Job Category & Gender (Part-Time) .....	136
University Staff by Job Category & Gender (Total) .....	137
Faculty and Staff by Race/Ethnicity and Gender .....	138
Student Employee by Race/Ethnicity and Gender .....	139
Distinguished Teacher Awards .....	140

### **ORGANIZATIONAL CHARTS (Effective as of December)**

Board of Trustees .....	143
Executive Division .....	144
President's Council .....	145
Academic Affairs Division .....	146
Office of Academic Affairs .....	147
Academic Affairs Division/College of Arts, Sciences and Education .....	148
Academic Affairs Division/College of Business .....	149
Academic Affairs Division/College of Engineering Technology .....	150
Academic Affairs Division/College of Health Professions .....	151
Academic Affairs Division/College of Pharmacy .....	152
Academic Affairs Division/Michigan College of Optometry at FSU .....	153
Academic Affairs Division/Kendall College of Art and Design .....	154
Academic Affairs Division/Extended & International Operations .....	155
Academic Affairs Division/Library .....	156
Academic Affairs Division/University College .....	157
Administration and Finance Division .....	158
Diversity, Inclusion, and Strategic Initiatives Division .....	159
Office of the Vice President & General Counsel .....	160
Student Affairs Division .....	161
Student Affairs Division/Enrollment Services .....	162
Student Affairs Division/Student Life .....	163
University Advancement & Marketing .....	164

### **ALUMNI**

Alumni by State .....	167
Alumni by Country .....	168
Alumni by College .....	169
Placement Rates .....	170
Associate degree Graduates that continue their Education .....	170
Recipients of Alumni Awards .....	171

### **FINANCIAL AID**

Financial Aid Applicants & Aid Awarded .....	175
Financial Aid Disbursements/Student Loan Debt/Three-Year Official Cohort Default Rate .....	176

## TABLE OF CONTENTS

### BUDGET

General Fund Operating Budget .....	179
Revenue Summary .....	180
Expenditure Summary .....	181

### FACILITIES

Statement of Facilities at the Big Rapids Campus .....	185
Ferris State University Campus Map .....	187
Directions to Ferris State University Big Rapids Campus.....	188

### MICHIGAN PUBLIC UNIVERSITY COMPARISONS

Enrollment Michigan Public Universities .....	191
Summary of Tuition & Fees and Room & Board .....	192
Annual Room and Board Costs .....	193
Annual Tuition and Required Fees.....	194
Financial Aid as a Percent of Total General Fund Spending .....	195
Full-Year Equivalent Students.....	196
Instruction as a Percent of Total General Fund Spending .....	197
Instructional Cost (Spending) per Student .....	198
Plant Spending as a Percent of Total General Fund Spending.....	199
State Appropriations per FYES.....	200
Student-to-Faculty Ratio.....	201
Ferris State University Non-Discrimination Statement .....	202

# **GENERAL INFORMATION**



### **MISSION STATEMENT**

Ferris State University prepares students for successful careers, responsible citizenship and lifelong learning. Through its many partnerships and its career-oriented, broad-based education, Ferris serves our rapidly changing global economy and society.

### **VISION STATEMENT**

Building on the vision of our founders, Ferris State University will be an agile and transformational university. By integrating theory and practice, we will foster opportunity, discovery and professional preparation for a dynamic global society.

### **CORE VALUES**

- **Collaboration:** Ferris builds partnerships within the university and the global community that promote shared goals and success.
- **Diversity:** Ferris commits to being an inclusive university community that respects the dignity of the individual and promotes the acceptance of others.
- **Ethical Community:** Ferris implements policies, procedures, actions to promote transparency, advance our mission and foster integrity, civility and respect within and beyond the university.
- **Excellence:** Ferris dedicates itself to innovation and quality execution that sustains and promotes relevance in a changing world through best practices and benchmarking.
- **Learning:** Ferris promotes hands-on, transformative learning; balancing theory and practice; encouraging teamwork and innovation and emphasizing critical thinking are fundamental elements of career success.
- **Opportunity:** Ferris honors the legacy of our founders by encouraging and supporting all who wish to acquire the knowledge, leadership and communication skills that are the foundations of personal success.

### **HISTORY**

Established in 1884 by Woodbridge N. and Helen Gillespie Ferris, the University today continues its founders' vision of providing a career-oriented education that meets the challenges of a changing economy. Woodbridge, a distinguished Michigan educator and politician who served two terms as the State's governor and was an elected United States Senator, and Helen, co-founder and teacher, built their school on the concept of not only providing students with marketable skills, but giving students opportunities regardless of race, age or status. Ferris was a private institute until 1950, when it joined the state higher education system. The college obtained university status in 1987.

### **LOCATION**

Ferris State University's main campus is in Big Rapids, a west central Michigan town of approximately 8,976 in the vacation-recreation region. In addition to being home of Ferris State University, Big Rapids is the county seat of Mecosta County. The 930-acre campus is readily accessible by the US-131 expressway and state highway M-20. Big Rapids is 55 miles north of Grand Rapids and within 200 miles of Chicago and Detroit.

## GENERAL INFORMATION

### CAMPUS SIZE

Main Big Rapids campus - 789.06 acres  
West M-20 property - 80.0 acres  
Axtmann property - 61.18 acres  
Total Main campus property - 930.24 acres

### ACADEMIC COLLEGES

College of Arts, Sciences and Education  
College of Business  
College of Engineering Technology  
College of Health Professions  
College of Pharmacy  
Kendall College of Art and Design  
Michigan College of Optometry at FSU  
University College

### ACADEMIC SERVICES

Extended and International Operations  
Ferris Library for Information, Technology and Education (FLITE)



### **ADMISSIONS**

Current admission criteria for new students require all incoming freshmen students to submit official high school transcripts or official GED scores. While Ferris State University is test optional, ACT or SAT test scores will be accepted. Transfer students are required to submit official transcripts from all colleges attended as well as official high school transcripts. Test scores are optional, however they may be used for course placement. Students fulfilling university entrance requirements will be granted admission to the University.

### **EDUCATIONAL PROGRAMS**

Ferris offers more than 175 educational programs through the Kendall College of Art and Design, Michigan College of Optometry and the Colleges of Arts, Sciences and Education, Business, Engineering Technology, Health Professions, Pharmacy, University College, and the offices of Extended and International Operations. These programs lead to doctorate, master, bachelor, and associate degrees, as well as certificates. Master's degrees are offered in areas such as: Architecture, Business Administration, Career and Technical Education, Criminal Justice, Curriculum and Instruction, Data Science and Analytics, Design, Educational Leadership, Information Security and Intelligence, Nursing, Public Health, and Social Work. Doctoral degrees offered at Ferris are in Community College Leadership, Nursing Practice, Optometry, and Pharmacy.

Each college offers a cluster of related programs that are targeted to prepare students for specific careers, responsible citizenship, and lifelong learning.

### **FINANCIAL AID**

More than 88% of the students presently enrolled in a degree-granting program at Ferris State University receive some type of financial aid through federal, state, institutional, private and other sources including scholarships, grants, loans and student employment. Ferris State University awards more than \$149 million in student aid annually.

Financial aid is primarily based on financial need and is intended to assist students whose families lack the total resources needed to pay for college. Information on financial aid programs available at Ferris may be obtained by contacting the Office of Scholarships and Financial Aid at (231) 598-8210 or via the internet at <http://www.ferris.edu/> and clicking on the Admissions & Aid link. See Financial Aid details on pages 175-176.

## GENERAL INFORMATION

### FERRIS STATE UNIVERSITY ACCREDITATION FSU is accredited by The Higher Learning Commission

<u>Accrediting Agencies</u>	<u>Academic Program</u>
Commission on Collegiate Nursing Education (CCNE)	Nursing –BSN, MSN, and DNP Programs
Computing Accreditation Commission of ABET (ABET – CAC)	Information Security and Intelligence BS
Accreditation Council for Business Schools and Programs (ACBSP)	Ferris State University College of Business
Accreditation Council for Collegiate Graphic Communications, Inc. (ACCGC)	Graphic Communications, AAS and Graphic Media Management, BS
Accreditation Council for Pharmacy Education (ACPE)	College of Pharmacy-Doctor of Pharmacy
Accreditation Council on Optometric Education (ACOE)	College of Optometry-Doctor of Optometry
Accreditation Council on Optometric Education (ACOE)	Residency in Ocular Disease at Specialty Eye Institute
Accreditation Council on Optometric Education (ACOE)	Residency in Ocular Disease, Battle Creek VA Med. Ctr.
Accreditation Council on Optometric Education (ACOE)	Residency in Ocular Disease, VA Northern Indiana Health Care Systems, Ft. Wayne
Accreditation Council on Optometric Education (ACOE)	Residency in Ocular Disease, Wyoming Health Care Center VA
Accreditation Council on Optometric Education (ACOE)	Residency in Primary Care, Henry Ford OptimEyes, West Bloomfield
Accreditation Council on Optometric Education (ACOE)	Residency in Ocular Disease and Primary Care, John D. Dingell VA Medical Center, Detroit
Accreditation Council on Optometric Education (ACOE)	Residency in Cornea and Contact Lenses, Michigan College of Optometry at Ferris State University
Accreditation Council on Optometric Education (ACOE)	Residency in Pediatric and Binocular Vision, Michigan College of Optometry at Ferris State University
Accreditation Council on Optometric Education (ACOE)	Residency in Community Health & Primary Care, Cherry Health, Heart of the City Health Center
American Council for Construction Education (ACCE)	Construction Management, BS
American Pharmacists Association (APhA)/American Society of Health Systems Pharmacists (ASHP)	SpartanNash and Ferris State University offer a Community Pharmacy Practice Residency Meijer, Pfizer, and Ferris State University offer a Community Pharmacy Practice Residency
Associated Equipment Distributors Foundation (AEDF)	Heavy Equipment Service Engineering Technology, BS
National Institute for Automotive Commission of ABET (ASE Foundation)	Heavy Equipment Technology, AAS
Association for Advancing Quality in Educator Preparation (AAQEP)	School of Education
Commission on Accreditation for Health Information Management Education (CAHIIM)	Health Information Management, BS
Commission on Accreditation for Health Information Management Education (CAHIIM)	Health Information Technology, AAS
Commission on Accreditation for Healthcare Management Education (CAHME)	Healthcare Administration (MHA)
Commission on Dental Accreditation (CODA)	Dental Hygiene, BS
Commission on Accreditation of Allied Health Education Program (CAAHEP)	Diagnostic Medical Sonography, AAS
Council for Interior Design Accreditation (CIDA)	Interior Design, Kendall College of Art and Design
Council on Social Work Education (CSWE)	Social Work, BSW and MSW programs
Engineering Technology Accreditation Commission of ABET (ETAC-ABET)	Automotive Engineering Technology, BS
Engineering Technology Accreditation Commission of ABET (ETAC-ABET)	Mechanical Engineering Technology, BS
Engineering Accreditation Commission of ABET (EAC-ABET)	Surveying Engineering, BS
Engineering Technology Accreditation Commission of ABET (ETAC-ABET)	Welding Engineering Technology, BS
Applied and Natural Science Accreditation Commission of ABET (ANSAC)	Facility Management, BS
Joint Review Committee on Education in Radiologic Technology (JRCERT)	Radiography, AAS
Joint Review Committee on Educational Programs in Nuclear Medicine Technology (JRCNMT)	Nuclear Medicine Technology, BS
MI Commission of Law Enforcement Standards (MCOLES)	Criminal Justice-Law Enforcement Track, BS
National Association of Schools of Art and Design	Kendall College of Art and Design
National Accrediting Agency for Clinical Lab. Sciences (NAACLS)	Medical Laboratory Science, BS
National Architectural Accrediting Board (NAAB)	Master of Architecture, Kendall College of Art and Design, MArch
National Institute for Automotive Services (ASE Foundation)	Automotive Service Tech, AAS
Professional Golfers' Association of America (PGA)	PGA Golf Management, BS
Public Relations Society of America (PRSA)	Public Relations, BS
United States Tennis Association (USTA)	Professional Tennis Management, BS

Source: Academic Affairs

**STUDENT COSTS**

The average annual cost for a Michigan resident to attend Ferris (based upon 2025-2026 rates) including tuition for 15 credits per term, room and board, fees and estimated academic and personal expenses is \$30,858 for Freshmen/Sophomores and \$32,298 for Juniors/Seniors.

<b><u>2025-2026 Costs</u></b>	<b><u>Semester</u></b>	<b><u>Year</u></b>
Undergraduate US, US Territories & Canada Freshmen/Sophomore Tuition (15 credits)	\$7,725	\$15,450
Junior/Senior Tuition (15 credits)	\$8,445	\$16,890
Room & Board (Crimson Meal Plan)	\$5,791	\$11,582
<b>Sub-Total Freshmen/Sophomore</b>	<b>\$13,516</b>	<b>\$27,032</b>
<b>Sub-Total Junior/Senior</b>	<b>\$14,236</b>	<b>\$28,472</b>
Books & Supplies (estimate)	\$448	\$896
Personal Expenses (estimate)	\$1,292	\$2,584
Non-Refundable Fees (estimate)	\$173	\$346
<b>Total Expenses (estimate) Freshmen/Sophomore</b>	<b>\$15,429</b>	<b>\$30,858</b>
<b>Total Expenses (estimate) Junior/Senior</b>	<b>\$16,149</b>	<b>\$32,298</b>

**Tuition Summary****Undergraduate Student (International)  
Full-Time Student (15 credits)**

Freshmen/Sophomore	<b>\$12,795</b>	<b>\$25,590</b>
Junior/ Senior	<b>\$13,635</b>	<b>\$27,270</b>

<b>Undergraduate Student</b>	<b><u>Freshmen/Sophomore</u></b>	<b><u>Junior/Senior</u></b>
US, US Territories & Canada	\$515/credit	\$563/credit
International	\$853/credit	\$909/credit

**Graduate Student**

US, US Territories & Canada	\$797/credit
International	\$1,202/credit

**Doctoral Student**

\$895/credit

**Professional Student****Pharmacy****Optometry**

US, US Territories & Canada - New Student	\$1,019/credit	\$988/credit
Non-Resident - New Student	\$1,019/credit	\$988/credit

## GENERAL INFORMATION

### **STUDENT COST Continued**

#### **Suites and Apartments**

	<u>Semester</u>	<u>Academic Year</u>
East Campus Suites w/Central Air (2 bedroom/person)	\$4,641	\$9,282
East Campus Suites w/Central Air (4 bedroom/person)	\$3,456	\$6,912
West Campus Apts. Single Per Room w/o Central Air (Single Student)	\$3,298	\$6,596
West Campus Apts. Single Per Room w/Central Air (Single Student)	\$3,456	\$6,912
West Campus Apts. Single Per Room w/Central Air 4-bedroom unit (single student)	\$3,800	\$7,600
West Campus Apts. Family 2 Bedroom	\$5,250	\$10,500
West Campus Apts. Family 3 Bedroom	\$5,737	\$11,474

Source: Budgetary Planning and Analysis Office and Housing & Residence Life

**KENDALL COLLEGE OF ART AND DESIGN OF FERRIS STATE UNIVERSITY****2025/2026 Tuition & Fees****Tuition per Credit Hour**

Resident Undergraduate Gen Ed - US, US Territories & Canada Freshmen/Sophomore	\$515
Resident Undergraduate Gen Ed - US, US Territories & Canada Junior/Senior	\$563
Resident Undergraduate Studio - US, US Territories & Canada	\$1,051
International General Education Freshmen/Sophomore	\$853
International General Education Junior/Senior	\$909
International Studio	\$1,681
Graduate - MFA/MAE/M.Arch/MADE/MAVCS	\$1,178
Graduate - Advanced Studies Certificate in Design & Innovative Management	\$1,178
Graduate - International	\$1,812
Concurrent Enrollment Tuition (classes offered at high school) \$165 per credit hour	

**Tuition Summary 2025-26 (15 credits/semester)****Semester****Year**

Resident UG General Ed; Freshmen/Sophomore	\$7,725	\$15,450
Resident UG General Ed; Junior/Senior	\$8,445	\$16,890
Resident UG Studio – US & Territories & Canada	\$15,765	\$31,530

**International General Education**

Freshmen/Sophomore	\$12,795	\$25,590
Junior/Senior	\$13,635	\$27,270
International UG Studio	\$25,215	\$50,430
MFA/MAE Graduate/M. Arch/MADE/MAVCS	\$17,670	\$35,340
Resident MBA Graduate, Design & Innovation Mgmt.	\$17,670	\$35,340

**Related Fees**

Deferred Payment Plan	\$30	Printmaking Course Fee	\$130
Digital Resource Course Fee	\$108	3D Studio Course Fee	\$74
Enrollment Deposit/Matriculation Fee	\$150	Student Life Fee	\$30
Fashion Studies Studio Course Fee	\$175	Studio Card	\$10
Metals/Jewelry Course Fee	\$76	Studio Deposit	\$103
Model/Life Drawing Course Fee	\$67	Studio Space Rental grad	\$0
Orientation Fee	\$75	Technology Fee	\$5.00 per credit
Photography Course Fee	\$43		

*Late Payment Penalty – 2% Of Unpaid Balance*

Source: Kendall College of Art and Design

## **FERRIS DEPARTMENTS**

### **ATHLETICS**

The Ferris State University Bulldogs are members of the National Collegiate Athletic Association (NCAA). Varsity teams compete in the Central Collegiate Hockey Association (NCAA Division I) in ice hockey, the Great Lakes Valley Conference in STUNT and the Great Lakes Intercollegiate Athletic Conference (NCAA Division II) in all other sports. Ferris student athletes participate in 18 varsity sports. Individual men and women teams are golf, tennis, basketball, cross country and indoor and outdoor track. Women may additionally participate in varsity: softball, soccer, volleyball and STUNT. Men may participate in varsity: hockey and football.

### **CAREER AND PROFESSIONAL SUCCESS (CAPS)**

Core to the University's mission, vision and values is preparing students for a successful career through offering a variety of opportunities. The CAPS office offers professional and leadership development workshops, career exploration, volunteer service opportunities, high-impact learning experiences, individual coaching and employer networking to assist students in becoming career-ready. CAPS coordinates a large, all major career and internship fair each semester and offers on-campus interviewing opportunities. A career networking platform called Handshake is offered for all students and alumni and is available in Ferris360. CAPS services are available for all students, for life, for free. For more information, contact the University Center room 120 (231) 591-2685, or make an appointment in Navigate.

### **CENTER FOR STUDENT INVOLVEMENT (CSI)**

This Center helps students in creating a sense of belonging by engaging them in events and student organizations to provide a dynamic social experience and connection to the University. CSI offers students opportunities to be involved in planning events, joining and leading registered student organizations, annual traditions and attending a variety of conferences and workshops. CSI utilizes Bulldog Connect and is available in Ferris360 as the event and student organization hub. For more information, contact the University Center room 121 (231) 591-2606 - [CSI@ferris.edu](mailto:CSI@ferris.edu).

#### **The Center for Student Involvement offers three distinct resource areas:**

Events - Provides a place to go when looking for things to do on campus. Multiple events and activities take place every day and the CSI staff will help you find something you enjoy doing. Event planning assistance is available to all students. The center also advises Entertainment Unlimited, our campus programming board. Homecoming, Bulldog Beginnings, Fridays at Ferris and Bulldog Weekends are among the traditional programs coordinated through CSI.

Student Organizations - Helps to keep students involved and connected to the University. There are more than 180 Registered Student Organizations (RSOs), including club sports, Greek-letter organizations, spiritual groups, honor societies, student government, professional associations and more. Students can find a suitable or fitting organization themselves or they can learn how to start a new organization. Students can find out more about RSOs on Bulldog Connect, the student organization management platform.

Fraternity & Sorority Life - Embracing the long-held history and values of fraternities and sororities, this office works to empower Greek-letter organization members to continue the legacy to advance their missions. The office offers recruitment information, support with activities and plans Greek Week and Hazing Prevention Week. At the core, fraternal membership offers an opportunity for leadership, scholarships, service and building community.

**DINING SERVICES**

Ferris Dining Services operates a wide variety of locations throughout campus and offers several options for meal plans. The Quad Café in the David Eisler Center is one of two All-You-Care-To-Eat dining facilities that offer multiple platforms, rotating menus and a variety of seating arrangements. Also in the David Eisler Center is the Grill Pit, a convenient and quick to-go option and a newly renovated Starbucks. The other All-You-Care-To-Eat dining facility, The Rock Café, is a great place to enjoy a break from the hustle and bustle of academic life. Connected to The Rock is The Market, an on-campus convenience store that offers a variety of hot meals, grab-and-go and prepared food options. Another great option offered is Erbert and Gerbert's Sandwich Shop that is centrally located on campus in the IRC and offers an extensive menu of sandwiches and soups. Dining Services also operate the catering services, concessions for Ewigleben Sports Complex, Top Taggart Field and Katke Golf Course. For more information about Dining Services please visit <https://www.ferris.edu/student-life/dining/homepage.html>.

**DISABILITY AND ACCESSIBILITY RESOURCE CENTER**

Disability and Accessibility Resource Center (DARC) is committed to promoting student access and success. We work closely with our students, as we collaborate and create accommodations that works best for them. DARC serves and advocates students with disabilities while promoting equal access to educational opportunities.

The office is staffed with licensed, professional counselors and social workers. Check [Disability and Accessibility Resource Center \(DARC\) \(ferris.edu\)](https://www.ferris.edu/darc) for the wide range of services offered.

**Educational Counseling**

DARC's Educational Counseling can assist with academic matters including stress and time management, test anxiety, study habits and more.

**DIVERSITY, INCLUSION, AND STRATEGIC INITIATIVES (DISI)**

The **Division of Strategic Initiatives (DISI)** works with the entire Ferris State University community to promote and support the University's core values, mission, and vision. DISI ensures that the University's systems, structures, and culture are strengthened through active engagement and collaboration. The division oversees the Hispanic/Latino Cultural Center, LGBTQ+ Resource Center, Office of Multicultural Student Services, Ferris Youth Initiatives/Johnson Scholars, Jim Crow Museum, and GEAR UP, all of which play a crucial role in fostering a culture of respect and understanding. DISI spearheads initiatives to assess the University's current and future opportunities and challenges, identify strategies to capitalize on strengths or mitigate risks, and create a framework to guide its future direction. It plays a key role in shaping the University's strategic plans and tracking progress toward their implementation.

**ENTERTAINMENT UNLIMITED (EU)**

Entertainment Unlimited, the campus programming board, is made up of motivated students that have a general interest in entertainment and enjoy planning and implementing campus events. Events include guest speakers, comedy shows, films, novelties and live music performances along with the annual Spring Concert and Spring Fling. EU is open to all students with some general membership requirements.

### **EXTENDED AND INTERNATIONAL OPERATIONS (EIO)**

Ferris State University's Extended and International Operations (EIO) expands the University's reach beyond the Big Rapids campus through statewide, online, and international programs. EIO fosters partnerships, supports instructional design, delivers corporate training, and advances innovation in higher education.

#### **Ferris Statewide & Online**

Through regional hubs and online delivery, Ferris offers accessible undergraduate and graduate programs across Michigan – bringing flexible, industry-responsive education to students anywhere, anytime.

#### **eLearning**

The eLearning office leads Ferris' digital learning initiatives by supporting faculty in instructional design, educational technology, and course development. This work enhances the quality of online teaching and student success.

#### **Graduate Studies**

The Office of Graduate Studies supports all graduate programs and students by coordinating admissions, program development, marketing, and recruitment, with a focus on adult and distance learners.

#### **International Education**

The Office of International Education promotes a globally engaged campus through international recruitment, immigration advising, study abroad, and intercultural programming—advancing Ferris' commitment to global citizenship.

#### **Transfer and Secondary School Partnerships**

EIO builds pathways from high school to college through dual and concurrent enrollment, early- and middle-college partnerships, and articulation agreements.

#### **Community College Leadership Doctoral Program (DCCL)**

The DCCL prepares mission-driven leaders through a practitioner-focused, inquiry-based curriculum taught by experienced college administrators, equipping graduates to lead and transform community colleges.

#### **Corporate and Professional Development (CPD)**

CPD connects Ferris expertise with organizations to deliver customized training solutions that strengthen Michigan's workforce and drive regional economic growth.

More information: [ferris.edu/EIO](http://ferris.edu/EIO)



### **FERRIS LIBRARY FOR INFORMATION, TECHNOLOGY AND EDUCATION (UL-BR)**

The main university library location (UL-BR) is known as the Ferris Library for Information, Technology and Education (FLITE), and located in Big Rapids, Michigan. FLITE opened on March 12, 2001, as a premier research facility integrating modern technology with traditional information resources. Designed for flexibility and versatility, FLITE continues to adapt to the advancing digital age, and is committed to offering equitable access to all users. The library provides diverse technologies including public computers, laptop computers, scanners, printers, specialized software supporting University curriculums, wireless connectivity and an assistive technologies laboratory that facilitates the learning and research of students requiring special accommodations. FLITE is dynamic and innovative in its utilization of spaces to foster collaborative and individual learning, allowing seating for over 1,000 visitors and making it a popular study location on campus. A distinguishing feature of FLITE is its offering of fifty reservable individual and group study rooms, drop-in study spaces, and a family study room for visitors accompanied by children.

University Library takes full advantage of advanced technologies and different modalities to expand opportunities for teaching and learning. FLITE houses four instructional studios featuring docucams and computer stations, with additional equipment such as laptop computers and wireless microphones available upon request. These studios are available for faculty instructional use throughout the year. Additionally, FLITE has seven seminar rooms of varying sizes to accommodate library instruction classes, meetings and professional development activities. A music and media room is available for creation of audio/visual content, and for use to access the vinyl record collection. FLITE is also home to the Faculty Center for Teaching and Learning, Media Production, the Jim Crow Museum of Racist Memorabilia, the Office of Multicultural Student Services, the Office of Research and Sponsored Programs, the Academic Literacies Center comprised of the University Writing Center and the Academic Support Center, the Office of Student Success Initiatives, First-Generation Student Programming, the Perkins Program, Academic Advising, Printing Services, a Pod Casting Studio, and the University Honors Program.

FLITE is also a Federal Depository Library for U.S. government documents and a Patent and Trademark Depository Library.

### **University Library Grand Rapids (UL-GR)**

University Library has an additional location in the heart of downtown Grand Rapids, Michigan. This additional location (UL-GR) is embedded within the Fountain Street location of Ferris State University's Kendall College of Art & Design (KCAD) and houses a curated, diverse body of scholarly resources in support of programs including architecture, art history, fine art and across many fields of design: digital media, furniture design, graphic design, industrial design, interior design, product design, metals and jewelry. This location also holds a special collection spanning a range of materials including furniture catalogs, folios, unique and rare books, and illustrative works with a focus on decorative arts and historical furniture design. The library space is intimate in size, with seating to accommodate 30 library users for study and to explore the print collections. There are three public access computer stations allowing users to search and access print and digital resources. Wireless connectivity is available along with a printer/photocopier station.

UL-GR patrons have access to all the same services offered and supported at the Big Rapids (FLITE) location. Individual reference and research assistance is readily available by walk-in and via appointment, phone, email and virtually (Zoom, Teams). Library instruction services offerings range from basic information literacy to tailored advanced research and work sessions both in the classroom and in the UL-GR library space.

### **Additional Services**

Interlibrary loan, document delivery services (ILLIAD) and MeLCat/RIDES (Michigan statewide resource sharing and delivery program) are offered to all members of the university community, including distance-education students allowing users access to innumerable resources. General research assistance is offered by phone, email, real-time chat or SMS text. Individual research assistance and instruction is also available as requested by subject-specialist librarians.

## GENERAL INFORMATION

### FY 2024- 2025 UNIVERSITY LIBRARY DATA

FY 2024-2025	UL-BR (FLITE)	UL-GR	Archives
Hours open	80 hrs./wk.	39.5 hrs./wk.	40 hrs./wk.
Visit Count	152,698		

Access & Holding Highlights	
Print books owned	335,909
E-book Titles	987,489
Streaming videos	9,108
Databases	189
Public computers	63
Computers in instruction labs	115
Laptops available for checkout	23
Study rooms	48
Usage Highlights	
Loans of print materials	5,778
E-book usage	37,888
Streaming video views	3,900+ plays; ~2,200 hours watched
E-Journal usage	57,384
Instruction sessions (including FSUS)	156
Information service to individuals	1,056
Items borrowed from other libraries	1,739
Items loaned to other libraries	7,004

### University Library Website

The Library's online catalogs and digital resources are available at <http://www.ferris.edu/library/> and <https://ferris.libguides.com/kcad-library>.

Source: FLITE

### **GIFTS TO THE UNIVERSITY**

Private giving to the University in fiscal year 2024-25 totaled \$4,935,570, which includes new pledges and cash gifts.

#### **Contributions may be made in many ways:**

- Gifts from alumni, parents, employees and friends
- Gifts from businesses and industry, including cash, equipment and materials
- Gifts and grants from foundations
- Matching gifts (company or corporate foundations match their employees' gifts to Ferris from one-to-one to a four-to-one ratio)
- Gifts in memory or honor of individuals
- Gifts through naming Ferris State University as a beneficiary in estate plans

### **FERRIS FOUNDATION**

Since 1991, The Ferris Foundation has been responsible for receiving, investing and distributing endowment gifts, which provide a source of perpetual support for Ferris State University. The Foundation also serves as the University's philanthropic organization, receiving and acknowledging all gifts to the University, including annual gifts that meet present needs. The Foundation strives to enhance stewardship and communication with donors, creating a more efficient and unified approach to philanthropy, strengthening the Foundation's mission as a valued and trusted intermediary between Ferris State University and its donors.

The Ferris Foundation is the fundraising arm of the University. Before January 1, 2015, the Ferris Foundation held and invested the corpus of the endowment for the University. After January 1, the Ferris Foundation will receive and acknowledge all gifts to Ferris State University. It is a 501(c)(3) non-profit corporation that exists solely for the benefit of Ferris State University.

The Board of Directors is comprised of community, business, professional and industry leaders, a Board of Trustee liaison, alumni and current faculty and staff. Directors are volunteers who provide external oversight of the Foundation's operation and are appointed by the Ferris State University Board of Trustees. They serve without compensation, contributing their time, wisdom and resources for the best interest of the University.

An endowment is a gift where the fund is invested, and a portion of the income is awarded for scholarships and/or program support. The Ferris Foundation annually awards 4% of the rolling 3-year average of the value of the endowment to support scholarships and programs at Ferris State University. Awards are calculated annually as of December 31, and a distribution is made after July 1.

The Ferris Foundation Investment Committee is responsible for managing the assets following the stated objectives of the Foundation investment policy. Currently, the Foundation contracts with CAP Trust to provide strategic direction for the investment assets of the Foundation.

The Foundation is limited by both state and federal law concerning how the funds it receives are distributed. In addition, a policy has been established detailing the specific requirements and procedures for disbursing funds from the Foundation to Ferris State University.

#### **Societies of Distinction recognize extraordinary generosity:**

- **Abigail Smith Timme Society:** All planned gifts

## GENERAL INFORMATION

### **Athletic booster clubs help student-athletes:**

- **Bulldog Athletic Association:** The fundraising arm of Ferris State Athletics, gifts support our student-athletes in 17 intercollegiate programs
- **Blueline Club:** Gifts are designated to support the varsity hockey program. Hobey Baker \$1,000+, All American \$500-\$999, Captain \$100-\$499, Basic \$50-\$99
- **Gridiron Club:** Gifts are designated to support the football program. Big Dawg \$10,000, National Championship \$5,000, Top Taggart \$2,500, Championship \$1,100, All American \$500, All GLIAC \$300, Bulldog \$200, Crimson and Gold \$125.
- **Rebounders Club:** Gifts are designated to support the men's basketball program. Elite Committee \$2,500+, Championship \$1,500-\$2,499, All-American \$600-\$1,499, All-Conference \$300-\$599, Captain \$200-\$299, Basic \$100-\$199.
- **Sixth Dawg Club:** Gifts are designated to support the women's basketball program. Hall of Fame \$1000+, MVP \$400-\$999, Captain \$200-\$399, Bulldog \$100-\$199.
- **Sixth Dawg Club:** Gifts are designated to support the women's basketball program. Hall of Fame \$1,500+, All-American \$1,000-\$1,499, MVP \$500-\$999, Captain \$275-\$499, Bulldog \$150-\$274.

For further information, go to <http://www.ferrisstatebulldogs.com> or email [baa@ferris.edu](mailto:baa@ferris.edu).

### **HISPANIC/LATINO CULTURAL CENTER (HLCC)**

The Hispanic/Latino Cultural Center helps students get to and through college by building on an exploration of celebrating their culture and supporting academic success. HLCC is the home of the Promesa Pathways, which are composed of Promesa Summer Success, an early summer college bridge program for rising high school juniors and seniors and Promesa Scholars, an academic leadership program focused on student success using inclusive programming and immersive experiences both on and off campus. HLCC also hosts a variety of events throughout the year that promotes cultural celebration and fosters an inclusive environment by creating a sense of belonging.

### **HOUSING & RESIDENCE LIFE**

Living on campus has proven to foster student engagement and improve overall student success. Ferris State University on-campus housing provides an environment that is clean, comfortable, safe and conducive to supporting the academic mission of the University. More specifically, living on-campus enhances and completes the learning that occurs at the University.

Student growth is enhanced through exposure to other points of view, experiencing diverse populations and learning to live interdependently in a community of peers. Living with others can help residents develop coping skills and experiment with responsible decision-making in a safe environment.

A variety of housing options give students the opportunity to create the environment in which they feel most comfortable. Amenities include wired and wireless internet connections in each residence, a choice of double or single rooms and themed housing options. Washers and dryers are in each building and are included in pricing.

Living on campus is an educational endeavor. Our staff provides social and educational programming aimed at building cohesive communities on each floor. While our student staff is in place to assist in maintaining community standards, residents are reminded that maintaining community standards is a shared responsibility.

The apartment community at the University consists of the West Campus Apartments. The West Campus complex has 150 two-bedrooms, 50 three-bedroom and 15 four-bedroom unfurnished townhouses that include a laundry facility in each apartment. They are designed to provide a neighborhood-like atmosphere for families and single students alike.

The East Campus Suites are neither residence halls nor apartments; rather, this style of on-campus housing combines the best of both worlds. Each of the three 3-story buildings is home to 100 students. Exterior doors are locked 24/7 utilizing the same card swipe access and blue light/call box phone security system as our residence halls. Each building houses 24 four-bedroom suites and 2 two-bedroom suites. Every student has their own furnished bedroom and shares a full bathroom with one other student. A furnished living room and full kitchen complement the feeling of home each suite provides. With amenities such as air conditioning, garbage disposal, wireless connectivity and more, the suites are sure to be a campus favorite for generations to come.

Accessible residence halls, townhouses and suites are available for students with special needs.

Learn more of what the Office of Housing & Residence Life has to offer online at <http://www.ferris.edu/housing>.

### **INFORMATION TECHNOLOGY (IT SERVICES)**

Information Technology Services (ITS) is responsible for planning, managing and directing technological initiatives supporting academic and administrative operations at Ferris.

The ITS department collaborates with campus community members to provide technology services that align with the University's mission to prepare students for successful careers, responsible citizenship and lifelong learning. ITS provides diverse technological services, including developing, monitoring and maintaining the campus data network, wireless network, internet connections, security appliances, telephone system, servers, applications, computer labs, smart classrooms and end-user desktop computers.

The ITS department comprises five major units that provide various services to the students, faculty, staff and Ferris affiliates. The IT Solution Center, Enterprise Application, Architecture Services, Network Services and Information Security. The IT Central office comprises the budget office, administrative support and Chief Information Officer.

The IT Solution Center is the first point of contact for all technology-related assistance and support to students, faculty, staff and University affiliates. Customers can contact the IT Solution Center via phone, walk-up service desk, chat or the self-service portal hosted on the Ferris IT site and find information regarding university hardware, software and services provided at [www.ferris.edu/it](http://www.ferris.edu/it).

The IT Solution Center installs and manages the desktops and software packages across the University classrooms, computer labs, meeting areas and faculty/staff offices. The IT Solution Center supports classrooms across the campus with specialized audio/visual equipment to aid instruction, issues cell phones to faculty and staff upon departmental approval and supports cable television across Ferris. The IT Solution Center can be accessed via the IT walk-up area on the first level of the David L. Eisler Center UCB-108. Here, personally owned computers can be repaired at a nominal charge for students and employees. The IT Solution Center also participates in fall and spring class start-ups through the Tech Help program to support students to start their classes.

## GENERAL INFORMATION

Enterprise Applications maintain and support the University's enterprise systems and data integrations. The primary enterprise applications include Banner, the University's enterprise resource package, and Webfocus, the University's enterprise reporting tool. EAIS offers services focused on processing automation to increase efficiencies in existing applications and ensure successful outcomes.

Architecture Services maintains and supports the enterprise servers for the University. Architecture Services architects and configures approximately 200 servers, ensuring timely and reliable access to enterprise computing resources. They maintain and manage the University data centers hosting most enterprise applications, telecommunications and network servers. Architecture Services also supports many hosted/cloud solutions across the University and internally hosts the department applications. The Network Services team develops, installs and supports the high-speed communications infrastructure for the University's computers and multi-media devices across the Ferris Statewide network. They evaluate and invest in the appropriate hardware and software to provide wired and wireless networks to assist the campus community. Network Services administers and configures the Microsoft Telephony system and the campus firewalls.

The Information Security Team works with the Ferris community to ensure IT system security aligns with the goals of the University. The Information Security team is instrumental in developing, delivering and maintaining information security systems to safeguard the University's data, information assets and supporting infrastructure against unauthorized use, disclosure, modification, damage or loss. Our information security services include implementing IT security methods and remediation, monitoring IT security-related events, threat and vulnerability management and security incident response services. Information Security promotes a safe and secure operational environment through assessment and hardening of systems. The team coordinates and communicates security-related information to the University community and educates end users through various training opportunities.

The IT Central Office or the office of the Chief Information Officer coordinates administrative operations for the IT department. The office facilitates IT procurement for the University, including hardware and software applications. The office also provides oversight for IT student employment.

## **INTRAMURAL AND RECREATIONAL SPORTS**

Annually, more than 3,000 students participate in organized recreational sports activities, including extensive intramural and club sport programs. Other students participate in informal recreation activities. Ferris provides ample facilities for athletics and recreation. Inside the Student Recreation Center (SRC) you will find a pool and spa, weight room, basketball and volleyball courts, fitness and cardio areas, studios, climbing wall, and an indoor track. You can also find a golf course, a sports complex including full and half-size ice rinks, additional basketball and volleyball courts, racquetball courts and indoor and outdoor tennis courts on campus.

## **LGBTQ+ RESOURCE CENTER**

The LGBTQ+ Resource Center serves to foster a supportive environment that is open, safe, and inclusive for students of all sexual orientations, gender identities, and gender expressions. The Center's objective is to celebrate and affirm LGBTQ+ people, identities, and communities; to support the development of LGBTQ+-sensitive and -accountable personal and professional skills among the Ferris community; and to support and advocate for, and with, members of the LGBTQ+ community for an equitable, inclusive culture at Ferris State University that celebrates and values LGBTQ+ people. The LGBTQ+ Resource Center is first and foremost a safe haven for LGBTQ+ students. We can provide general information about different LGBTQ+ issues, referrals to other campus departments and off-campus resources, and advocacy for students whether that be in the classroom, on campus, or wherever else we can.

### **Mission**

- Affirm and celebrate LGBTQ+ individuals, identities, and cultures.
- Educate the greater Ferris community about LGBTQ+ identities and LGBTQ+ inclusive and affirming practices.
- Connect LGBTQ+ students with each other, staff and faculty, and all University resources.
- Provide resources for students, employees, and the community to learn about and advocate for LGBTQ+ individuals.
- Foster student leadership and personal, academic, and professional growth through mentoring and collaborations on and off campus.
- Provide a gathering space for all LGBTQ+ students & allies to build community and support each other.

### **Signature Programs, Events, and Services**

The LGBTQ+ Resource Center provides cultural programming for National Coming Out Day, LGBT History Month, Women's History Month, Transgender Visibility Week, Pride Month, and more.

### **LGBTQ+ Lending Library**

We have a large collection of 500+ LGBTQ+-focused books and resources ranging from non-fiction memoirs to comics and everything in between! Students, faculty, and staff are welcome to check out these books for free whenever they like from the LGBTQ+ Resource Center.

### **Gender Exploration Closet**

Within the LGBTQ+ Resource Center is the Gender Exploration Closet! We have a collection of clothing available for students to kick-start a wardrobe that allows them to align their appearance with their identity. We also have binders, packers, and other gender-affirming items that can help with appearances.

### **Lavender Celebration**

Lavender Celebration is a small, more relaxed version of commencement recognizing our LGBTQ+ students in a safe and more private space. A slideshow presentation highlights each student's accomplishments and acknowledges how proud we are! Students also receive a special rainbow cord, tassel, and stole to wear at commencement should they choose to go.

## **OFFICE OF MULTICULTURAL STUDENT SERVICES**

The Office of Multicultural Student Services (OMSS) promotes the intellectual understanding and appreciation of diversity, equity, inclusion and belonging by creating opportunities for learning and leadership development for the University community. In addition, the office provides meaningful support to assist in the transition, retention and graduation of underrepresented student populations.

The office is committed to supporting students through five pillars of service:

**Advocacy** - OMSS makes every attempt to ensure that our students' college experiences are fair and as rewarding as possible by providing meaningful support.

**Leadership Development** - OMSS provides opportunities for students to learn and develop important transferable skills that will assist them in becoming leaders on campus and in their future careers. The office also administers the KCP Future Faculty Fellowship program which awards funding to Graduate and Doctoral students seeking careers in higher education.

## GENERAL INFORMATION

**Mentorship** - OMSS staff provides one-on-one guidance to students and organizations to encourage growth and development.

**Cultural Awareness** - OMSS sponsors a variety of programs, guest speakers and discussions to engage the campus community and facilitate student learning as it relates to multiculturalism, belonging and inclusion.

OMSS coordinates many cultural awareness events throughout the year, including but not limited to these events: Annual Open House, Native American Heritage Month Celebration, Dr. Martin Luther King Jr. Celebration, Black History Month Celebration, Asian American/Pacific Islander Heritage Month Celebration, Annual Cookout and Multicultural Graduation Celebration.

## **STUDENT AFFAIRS**

The Division of Student Affairs is committed to creating a campus environment that promotes student learning and positive, healthy and safe living experiences. This is accomplished through a variety of programs, services and activities for students through the following areas: Admissions, Anti-Violence Alliance, Birkam Health Center, Career and Professional Success, Center for Student Involvement, Commencement, David L. Eisler Center, Enrollment Services, Financial Aid, Housing & Residential Life, Institutional Research and Testing, Orientation, Personal Counseling Center, Racquet and Fitness Center, Registrar's Office, Student Activities, Student Community Standards, Student Employment, Student Life, Title IX Office, University Recreation, Veterans' Resource Center and the Vice President's Office. These areas contribute to the institution's mission of preparing students for leadership and involvement in an increasingly diverse, technologically sophisticated and complex global society by offering a broad range of programs, activities, professional development and leadership opportunities.

## **STUDENT EMPLOYMENT**

The Student Employment Office is located at the Prakken Building in Human Resources. Its goal is to assist students in finding part-time employment that will provide income while attending Ferris, as well as help them learn transitional skills that will benefit them upon graduation. There are over 2,000 student employees on campus every year. In addition to helping students find jobs on campus, The Student Employment Office participates in the Federal Community Service Work Study Program that allows students to work in community-based positions in the area such as at the local food pantry, as a reading tutor for local students or at the local recycling center. More information on Student Employment can be found at: <http://www.ferris.edu/HTMLS/admission/financialaid/employment/index.htm>. Having a part-time job while going to school is a great way for students to interact with others, learn valuable job skills and earn some spending money to keep student loans to a minimum.

## **UNIVERSITY COLLEGE**

University College serves more than 2,000 students through Associate Degrees in Community Leadership, Integrative Studies and General Studies, and the Bachelor Degree in Integrative Studies. Additionally, the college awards Associate and Bachelor-level certificates for students completing University Honors Program requirements. The college also provides services and resources for all students and faculty to aid teaching, learning and timely degree completion. University College actively contributes to the institutional culture and programmatic efforts aiding students' transition to the Ferris community. Organized through the college are the following departments, offices, services and initiatives: Academic Advising, Academic Literacies Center (Structured Learning Assistance, Tutoring, Writing), Academic Service Learning, Deliberative Dialogues, Interdisciplinary Studies, the Disability and Accessibility Resource Center, Ferris Equity Initiatives and Navigate360, First-Generation Student Services, Faculty Center for Teaching and Learning and Media Production, Ferris State University Seminars (FSUS), the University Honors Program, Perkins Program, Student Success Initiatives, Determined Dawgs Scholar Academy, MCAN College Completion Coaching, and the Tuition Incentive Program (TIP).



### **VETERAN RESOURCE CENTER (VRC)**

The Veteran Resource Center (VRC) at Ferris State University plays a vital role in supporting the academic and personal needs of veterans. As a hub operated by veterans for veterans, it offers an inclusive and welcoming environment. This center is not just limited to those who have served, but extends its services to active-duty personnel, reserve guard and their dependents, encompassing a broad range of individuals connected to the military.

Located in the new David L. Eisler Center within the CSI (Center for Student Involvement) office, the VRC is strategically placed for easy access. This central location ensures that all veterans and their dependents can easily find and utilize the resources available. The VRC is designed to be a versatile space, catering to various needs. It provides a conducive environment for studying, complete with computer and printer access. This is crucial for veterans who may be returning to an academic setting and need a dedicated space for their educational pursuits.

Additionally, the center serves as a social hub where veterans can relax and interact. The availability of coffee and other beverages creates a comfortable atmosphere for veterans to unwind and socialize between classes. This aspect of the VRC is important for fostering a sense of community and belonging among veterans, who often benefit from sharing experiences and support with peers who understand their unique perspectives and challenges.

Overall, the Veteran Resource Center at Ferris State University is a comprehensive facility, thoughtfully designed to meet the multifaceted needs of veterans and their dependents in the University setting.

### **FERRIS BUILDINGS AND POINTS OF INTEREST**

**ARTS AND SCIENCE COMMONS (1996)** - This building houses The College of Arts, Sciences and Education faculty and administrative offices, University College faculty and administrative offices, the Disability and Accessibility Resource Center, the Transfer Services Center, the Shimadzu Core Laboratory for Academic and Research Excellence and the Card/Riley Wildlife Education Center as well as the office of Ferris State University TORCH student newspaper. The building also features "The Visionary," a mural - one of the largest of its type in the world - depicting the history of FSU. The Arts and Sciences Commons structure connects the Science and Starr Buildings.

**AUTOMOTIVE CENTER (1956)** - The Automotive Center (formerly Trade and Industrial Center) comprises the instructional and lecture facilities for Automotive Services, Automotive Management and Automotive Engineering Technology. Also, home for the Sustainable Technology degree.

**BIRKAM HEALTH CENTER (1959)** - This building houses the Birkam Health Center as well as the Personal Counseling Center to provide a wide variety of health care and mental health services. It is also the home to the Ferris Youth Initiative, our Collegiate Recovery and Wellness Center (CREW) and the Anti- Violence Alliance (AVA).

**BUSINESS BUILDING (1970)** - The College of Business houses regular and team-based classrooms and computer labs (Mac, PC, Networking, Security and Imaging, Media and Production) as well as administrative and faculty offices. The facility also includes an auditorium that accommodates more than 200.

## GENERAL INFORMATION

**CARD/RILEY CONSERVATION & WILDLIFE EDUCATION CENTER (2000)** - The Card/Riley Conservation and Wildlife Education Center is a 5,000 square foot facility located on the ground floor of the Arts, Sciences and Education Commons building Room 011 on the Ferris State University campus in Big Rapids, Michigan. The primary function of the Card/Riley Conservation and Wildlife Education Center is to serve as an educational resource for Ferris State University students, K-12 school children and members of the greater Michigan community. An audio tour in both English and Spanish came online in Fall 2025.

**CENTER FOR ATHLETIC PERFORMANCE/BULLDOG ARENA (2022)** - The Ewigleben Sports Complex was originally constructed in 1974 with the current volleyball arena added on in 1982, which now has been transformed into the Center for Athletic Performance. The new Bulldog Arena addition sits on the east side of the main concourse near both the existing Ewigleben Ice Arena and Wink Arena. Approximately 7,200 square feet of renovation work and the development of nearly 16,000 square feet of new construction comprises the Center for Athletic Performance and Bulldog Arena. The \$15.3 ml upgrade to the Bulldogs' athletic facilities includes a new and expanded strength and conditioning space, a new multipurpose arena and competition space for the volleyball program and practice area for other sports, and additional and renovated locker room facilities along with team meeting spaces. Further, the project features a new connector and entrance to athletic facilities and renovations of offices and the sports medicine area.

**CENTER FOR VIRTUAL LEARNING (CVL) (2023)** - The Center for Virtual Learning is the physical hub of the Ferris State learning metaverse, bringing students, educators and technology together virtually and physically as a community pursuing innovation and excellence in their fields of study.

CVL brings together some of the most in-demand, high-impact academic programs at Ferris State. From content creator to data analyst, game designer to cybersecurity expert, innovative educator to metaverse entrepreneur, these programs are developing students that will revolutionize our new hybrid world.

**CREATIVE ARTS CENTER (1965)** - This building houses the studios, classrooms and faculty offices needed for the Studio Arts in the College of Arts, Sciences and Education.

**DAVID L. EISLER CENTER (2015)** - The DEC provides a wide variety of services and activities to meet the needs of students, faculty, staff and guests of the University. The center offers an updated, any time dining service with a retail component, Starbucks Coffee Shop, Ferris Outfitters/MyBulldog Service Center, Fine Arts Gallery, First Lady's Attic, several multi-purpose meeting rooms, a ballroom, commuter lounge and study lounge with computers and printing capabilities. Also, there are several lounges that provide comfortable areas for studying, relaxing and social engagement. Offices for student organizations include the Student Government of FSU, Entertainment Unlimited (programming board) and Veteran's Association. On the administrative side, the offices include the Dean of Student Life, Office of Student Conduct, Center for Student Involvement, Career and Professional Success, Catering Services, University Center, Veteran's Support, LGBTQ+ and TAC IT Solution Center.

**THE EARLY LEARNING CENTER (1987 - Renovated 2023)** - The Early Learning Center is housed in a brand new, state-of-the-art, standalone building located on the west side of campus near the family townhouses. The center is a nationally accredited educational learning center providing programs for children of FSU students, faculty and staff. The Early Learning Center also serves as a laboratory setting which facilitates hands-on experiences for Ferris students preparing for future careers in education.

**EWIGLEBEN SPORTS COMPLEX/ICE ARENA (1974)** - This building is comprised of two indoor ice rinks and a recreational wing with facilities for intercollegiate hockey, recreational hockey and skating, and basketball and volleyball, all completed in 1975. An addition completed in 1981 includes fitness and sports medicine facilities and a volleyball arena. The Ice Arena underwent a \$3.3-million-dollar renovation project in the Summer of 2008. New piping and chiller systems were installed, along with new concrete floors on both ice surfaces. Additionally, all new boards and tempered glass were added, along with upgrades to all the locker rooms. The new “Bulldog Media/Meeting Room” was added in 2014.

**FERRIS LIBRARY FOR INFORMATION, TECHNOLOGY AND EDUCATION (UL-BR) (2001)** - University Library at both the Big Rapids (FLITE) and Grand Rapids locations features a variety of work and study spaces, computers, printing, and outstanding research and reference support. FLITE (UL-BR) has four instructional studios, seven seminar rooms, 49 individual and group study rooms, a reading room, and a Learn Lab. University librarians teach instruction sessions through face-to-face classroom delivery and online through videoconferencing. FLITE is also a U.S. Government Documents Depository, a Patent and Trademark Depository Library for Western Lower Michigan and a depository for the U.S. Bureau of the Census.

Interlibrary loan, document delivery services (ILLIAD) and MeLCat/RIDES (Michigan statewide resource sharing and delivery program) are offered to all members of the university community, including distance-education students allowing users access to innumerable resources. General research assistance is offered by phone, email, real-time chat or SMS text. Individual research assistance and instruction is also available as requested by subject-specialist librarians.

The Library’s online catalogs and digital resources are available at <http://www.ferris.edu/library/> and <https://ferris.libguides.com/kcad-library>.

**FIRST LADY’S ATTIC (2009)** - Ferris State University is committed to providing opportunities for its students, including the chance to get professional clothing for a class presentation, internship or job interview. This is accomplished through the First Lady’s Attic, a facility where Ferris students can receive professional outfits free of charge—and the clothes are theirs to keep. The First Lady’s Attic, located on the lower level of the David L. Eisler Center, ensures that all Ferris students are dressed for success. The First Lady’s Attic accepts professional clothing donations from alums, staff, and community members. The Diversity, Inclusion, and Strategic Initiatives Office manage the Attic. For more information, please visit <http://www.ferris.edu/flattic/>.

**FSU FINE ART GALLERY (1999)** - The Ferris State University Fine Art Gallery is dedicated to being an educational space for people to explore art, ideas and human connection, driving changes through creative collaborations and art exhibitions. The gallery presents exhibitions, publications and educational programs that explore diversity of concepts, cultures, medium and themes. The gallery provides stewardship to over 50 thousand pieces of art that make up the University permanent collections.

**G. MENNEN WILLIAMS AUDITORIUM (1961)** - This facility houses FSU’s theater production area and serves as a major multipurpose auditorium for the FSU campus. With seating for 1,644, Williams Auditorium hosts musical, dramatic, cultural and convocation events throughout the year. It also is available for public rental use when scheduling allows.

**GRANGER CENTER FOR CONSTRUCTION AND HVACR (2003)** - The Granger Center for Construction and HVACR is an interactive learning center where all structural steel, process piping, mechanical systems and electrical systems are exposed and, where appropriate, accessible to students. The Center focuses on both theory and application. Its laboratory facilities provide practical, "hands-on" experience using an extensive array of sophisticated up-to-date equipment devoted to testing and solving problems students are likely to encounter in the field. New equipment is brought into the HVACR labs on an annual basis while the Construction Management Program Computer labs can easily accommodate 3-D, 4-D and 5-D modeling.

**HAGERMAN PHARMACY BUILDING (1972)** - Designed to support all on-campus operations of the College of Pharmacy; this building includes 65,000 sq. ft. of well-equipped laboratories devoted to drug discovery research, specialized instructional spaces, state-of-the-art Anderson Family Sterile Compounding Laboratory, 4-room simulation suite and the Rowe Pharmacy Care Clinic. Additionally, an 1800's historical pharmacy exhibit complements the building's instructional and research facilities.

**HEAVY EQUIPMENT CENTER (HEC) (1987)** - This 53,000-square-foot building accommodates students in the 1-, 2- and 4-year Heavy Equipment Technology programs. The HEC building is the largest facility in the country dedicated to educating and training graduates for entry into the heavy equipment industry workforce. Additionally, it is home to the Heavy Equipment Service Engineering Technology B.S. Degree, the only one of its kind in the U.S.

**INTERDISCIPLINARY RESOURCE CENTER (IRC) (1969)** - This building contains one large lecture hall seating 120, five classrooms with state-of-the-art teaching technology seating 30-50, television studios, the School of Criminal Justice, the Ferris ROTC Program, the Center for Latin Studies and the Office of International Education. The IRC is connected to the College of Business building and features an Erbert and Gerbert's Sandwich Shop in the heart of a comfortable area where students can gather, study and relax between classes.

**JIM CROW MUSEUM (1996)** - The Jim Crow Museum is a significant educational resource dedicated to exploring race, race relations, and racism. Situated in the lower level of FLITE, the museum boasts the largest publicly accessible collection of artifacts related to racial segregation and Jim Crow laws in the United States. Admission to the museum is free, and it features six distinct exhibit areas:

1. **Who and What is Jim Crow** - An introduction to the concept and history of Jim Crow.
2. **Jim Crow Violence** - A focus on the violent enforcement of racial segregation.
3. **Jim Crow and Anti-Black Imagery** - Displaying and analyzing the derogatory imagery associated with Jim Crow.
4. **Battling Jim Crow Imagery** - Examining efforts to combat and counteract the negative imagery.
5. **Attacking Jim Crow Segregation** - Highlighting the fight against segregation laws and practices.
6. **Beyond Jim Crow** - Discussing the ongoing effects and legacy of Jim Crow.

The new museum will focus on the many ways that African Americans and others "pushed back" against segregation.

**KATKE GOLF COURSE (1974)** - This course offers 21 holes of championship golf. The original 18-hole course is a par 72 measuring 6,967 yards from the Black tees, 6,317 from the crimson tees, 5,648 from the silver tees and 4,752 from the gold tees.

Katke's award-winning practice facility features three regulation holes (19, 20 and #21), 100,000 square feet of natural grass teeing space, six target greens, a short game area for pitching, chipping and bunker play and multiple putting greens.

The Ken Janke Sr. Golf Learning Center provides a learning environment for students, members and guests, featuring four Trackman Simulators, three heated hitting bays for simulated golf and weekly league play. The center also houses "The Michigan Golf Hall of Fame".

The Katke Clubhouse sits at the highest point in Mecosta County with excellent views of the county to the west and of the FSU Campus to the east. The clubhouse provides full-service amenities including a fully stocked Golf Pro Shop, men's and women's locker rooms, Founders Grille, which features a variety of food and beverage options and a multi-Purpose Room with seating for up to 50 guests, perfect for business meetings or small parties. PGA Professional Staff are available daily, providing all the needed services for golf-outing events, tournament needs, golf instruction and clinics and custom club fitting. The golf course is conveniently located adjacent to the Holiday Inn Express Hotel.

#### **THE MANUFACTURERS BUILDING (1905), GRAND RAPIDS**

The 17 Fountain Street NW building was renovated in the early 2000s to provide KCAD's increasingly diverse and transdisciplinary community with cutting-edge resources and technology. New student commons areas and exhibition galleries were created to foster creative expression and a strong sense of community. Dedicated labs for printmaking, photography, digital art and design, audio recording, video production, interior design, woodworking, and more were equipped with the tools and technology needed to help students reach new levels of creative achievement. The building also includes retail space where students can both shop and sell their work on consignment—offering valuable, hands-on entrepreneurial experience that supports their growth as emerging professionals.

**MCKESSY HOUSE (1989)** - McKessy House, resembling an Old English cottage on Cedar Street, north of Williams Auditorium, was purchased by Ferris State University in 1989 because of a generous gift from Gerald McKessy, a 1929 graduate of Ferris's college-preparatory program who went on to graduate from the Detroit College of Law in 1933. Mr. McKessy was a charter member of the President's Club, a Board of Directors of the Alumni Association and a recipient of the Distinguished Alumnus Award in 1971 for the generous donation of his time and talents to Ferris State University. Mr. McKessy donated stock, the proceeds of which were used to buy the house, storage barn and two acres that are now utilized as parking and additional Arts and Sciences classroom space. Mr. McKessy's gift also made it possible to remodel the house, which is currently occupied by the Office of the Vice President and General Counsel. This division is responsible for legal affairs, equal opportunity and labor relations.

**MICHIGAN COLLEGE OF OPTOMETRY (2011)**— One of the twenty-six North American institutions to offer the Doctor of Optometry (OD) degree, Michigan College of Optometry occupies a state-of-the-art 87,000 square foot building that was the University's first to earn Leadership in Energy and Environmental Design (LEED) Gold certification. The first floor of the building is home to the University Eye Center, providing full-scope and specialty eye health, vision and interdisciplinary care for patients from the community and around the state. The Dow Interactive Eye Learning Center on the third floor has 40 fully equipped examination lanes for students to learn and practice their skills as a future Doctor of Optometry. The classrooms and seminar rooms on the second floor contain modern, modular learning and study spaces.

**MUSIC CENTER (1962)** - The Music Center is in the heart of the campus at the foot of the Carillon Clock Tower, between the FLITE Library and the Top Taggart Field football stadium. The Music Center features two large rehearsal rooms for several musical ensembles offered to students and community members. These musical groups include the Concert Band, Marching Band, Summer Band, Pep Band, Jazz Band, Chamber Orchestra and Concert Choir. These large rehearsal rooms are equipped with state-of-the-art video and sound technology for instruction of a large variety of general education music courses available to all students, such as Music Appreciation, American Pop Music, Music Fundamentals, Music and Culture and Music in Film. There are also three practice rooms, each equipped with an acoustic piano, that are available to all students for individual and small group practice. A keyboard lab, with 15 full-sized digital pianos, provides state-of-the-art instruction for beginning piano classes. Music faculty offices are also located in the Music Center. The Music Center houses the electronics that provide the music for the Carillon Clock Tower, and a keyboard that can play live music through it.

**NATIONAL ELASTOMER CENTER FOR PLASTICS AND RUBBER TECHNOLOGY (1987)** - The Ferris Plastics and Rubber program is one of the largest and most respected undergraduate programs of its kind in the United States. The Plastics B.S. program was started in 1982 and continues to fill a great need in the growing plastics industry for technically trained personnel. Ferris graduates gain immediate status as recognized technical leaders. This innovative program provides students with a background that includes topics such as processing, material testing and properties and mold and product design. Classes emphasize hands-on learning, using the same type of equipment that is currently used in industry. The plastics building was expanded in 1998 and renamed the "National Elastomer Center" to include educational space for the new rubber degrees. The rubber program is a unique educational experience with graduates being sought after by the rubber industry. Coursework follows the original plastics degree in processing, testing and design, but also includes rubber compounding. The plastics and rubber industry have shown support for the Ferris programs by sponsoring the construction of the Plastics Building in 1987 and the expansion in 1998 with funding for equipment and supplies, providing job experience by employing our students for summer internships and hiring our graduates.

**PRINTING SERVICES/COPY CENTER (2006) AND FERRIS CUSTOM DESIGNS** - Ferris Printing Services offers a wide array of printing and display graphics solutions including graphic design services to our campus and the surrounding community. We have full-time and part-time staff, and we also employ students to augment their education by working in a real printing business to complete the projects our customers bring us to meet their marketing and communication needs. We serve customers with quick walk-in copies as well as full-service production print capabilities. Overview our services by visiting our website:  
<https://www.ferris.edu/administration/adminandfinance/AuxiliaryEnterprises/services/printing-services/index.htm>

Ferris Custom Designs provides personalized designs for clothing imaging through embroidery and flat/screen printing. We provide services to Ferris departments, RSOs, the community, and individuals who need to make customized apparel for their department, group, or students.

Campus printing services: To meet faculty and staff's urgent printing needs and give students more printing choices, a fleet of devices are kept up to date throughout the campus. These are in key locations, are available according to user needs, and copies are paid for using Bulldog Bucks for students and IDT for faculty and staff.

**PUBLIC ART COLLECTIVE (2024)** - The Public Art Collective is a partnership between the City of Big Rapids and Ferris State University. At the center of The Public Art Collective there are thirty-five works of public art located in historic downtown Big Rapids and on Ferris State University's campus. The artwork includes large-scale sculptures and murals commissioned and juried by campus and community groups. List of works - Breathe by Tristan Sisbach, Petroglyphs by Joey Salamon, Black Bear by Ivan Iler, The River that Runs Within by Robert Barnum, Vertical Waves by Lee Brown, General Ben Hebard Fuller by Gwendolyn Mallett, Contemplation by Robert Barnum, Celebration Pavilion by Marlies Manning and David Murray, Big Rapids Mural by Daniel Cascardo, Kohaku by Julie McDonough and Scott Brazeau, Logging Days by John Kuna, The Guardians by Emma Daisy, Anna Howard Shaw by Lloyd Radell, Reading Tree by Sheila Geglio, Practical Academe by Daniel Roache, Dimensional Learning by Barron Naegel, The Visionary by Robert Barnum, Totem Stack by Alfred Young, Statue of Woodbridge N. Ferris by Avarad Fairbanks, Ferris Arch by Kenneth Thompson, Ripples by Fritz Olsen, Bench with Three Deep Seats by Lois Teicher, World Sculpture by David Murray, Mark Curtis, and FSU welding students, Muse by Irina A. Koukhanova, Journey to the Body Collective by Mark Chatterley, Brophy Bust by James F. Hopfensperger, Of Thought and Reason by Robert Barnum, Journey by Robert Barnum, Celebration by Ray Katz, Bulldog by David Murray, Harold Hankes, and FSU welding students, Obelisk, Escape by Ronald Farrington Sharp, and to Strive, To Seek, To Find by Robert Barnum.

**QUAD CAFÉ (2015)** - The Quad Café includes eight different All-You-Care-To-Eat stations where cooks prepare fresh food. The Quad Café offers a variety of seating arrangements that include small individual areas as well as family-style seating, most with an outstanding view of the Robinson Quad. Meal X-Change allows meal plan participants the opportunity to use one of their unlimited meal swipes for a quick meal to go during the weekday lunch service.

**RACQUET FACILITY (ACQUIRED IN 1980)** - The facility offers four indoor hard tennis courts (eight painted pickleball courts with portable nets), five outdoor hard courts (ten painted pickleball courts with portable nets), two indoor racquetball courts/wallyball courts, cardiovascular and strength training equipment, free weights, functional training space, tennis lessons, tennis/pickleball clinics and league programs, rental equipment and racquet stringing service. It also includes a dry sauna in each locker room. This facility serves intercollegiate athletes, the club tennis team, the club pickleball team, faculty/staff, students and the public.

**ROCK CAFÉ (2023)**—The Rock Café offers nine different stations including a dedicated safe space for patrons with food allergies. The Rock Café offers a variety of seating arrangements including a reservable private dining room. With its location conveniently close to the many residential facilities, the Rock Café is a great place to enjoy a break from the hustle and bustle of academic life.

**SCIENCE BUILDING (1956)** (Remodeled and expanded in 1967 and completely renovated in 1997) - This building provides teaching auditoria, classrooms and science laboratories for the College of Arts, Sciences and Education, as well as the Rawlinson Observatory, John and Rhea Smith Greenhouse and Reitz Reading Room.

**STARR BUILDING (1961)** (Renovated in 1995, with frequent upgrades) - Students now enjoy state-of-the-art instructional equipment, multimedia labs, study rooms and lounges. It is FSU's largest general classroom building and, in addition to the classrooms, houses the Museum of Sexist Objects, Bulldog Radio and the Office of Transfer and Secondary School Partnerships.

## GENERAL INFORMATION

**STUDENT CONVOCATION CENTER/WINK ARENA (1999)** - This 42,000-square-foot facility, located adjacent to the Ewingleben Ice Arena, seats 2,400 and includes prime sections of chair-back seating. The building complex features an expanded lobby that adjoins the Ice Arena with a pro shop, concession stands and a display for the Bulldog Hall of Fame. This center serves as the home for the FSU men and women's basketball programs and is used for commencement ceremonies, major concerts and special events.

**STUDENT RECREATION CENTER (1998) (RENOVATED IN 2018)** - The former HPE/Wink Arena building was remodeled and reopened August 30, 1998. The facility gives students, faculty, staff and community members a modern gymnasium, weight room, aerobic rooms, exercise machines, elevated track, 40- foot climbing wall and an indoor swimming pool.

**SWAN TECHNICAL CENTER (1966) (COMPLETED RENOVATION IN 2018)** - This building contains many classrooms and laboratories designed specifically for engineering and engineering-technology instruction. The building contains a large lecture hall in addition to the classrooms and laboratory spaces for the Architecture, Electrical, Computer Networking, Manufacturing, Mechanical, Product Design, Surveying, and Welding programs.

**TIMME CENTER FOR STUDENT SERVICES (CSS) (1967) (RENOVATED 2002)** - As the official "welcome center" for the University, the Timme Center for Student Services (CSS) serves as a one-stop service center in which students can register for classes, obtain financial aid and housing information, request transcripts and pay bills. Campus tours and visits for future students start and end here in the Timme Center. Highlights of Timme CSS include a glass atrium that extends the full height of the eastern side of the building and a second atrium facing State Street, providing natural sunlight and openness for the building. Formerly the campus library, the Timme CSS is a place of diversity, art, history and service. The first floor houses the Financial Aid and Student Financial Services offices; the offices of Admissions, Registrars, Enrollment Services, Academic Senate and Institutional Research are on the second floor. The third floor features a display of Ferris historical memorabilia, as well as houses the offices of the President, Provost & Vice President for Academic Affairs, Vice President for Student Affairs, Vice President for Diversity, Inclusion and Strategic Initiatives, Vice President for Governmental and External Affairs, Vice President for Administration and Finance, and the Testing Center. The combination of offices and services provides a wonderful welcome to all constituents in the middle of campus.

**VICTOR F. SPATHELF CENTER FOR ALLIED HEALTH (1979)** - This four-level structure contains the Dental Hygiene Clinic, specialized classrooms, laboratories and offices for the students, faculty and administration of the College of Health Professions.

### **WOODBRIIDGE N. FERRIS BUILDING (1911), GRAND RAPIDS**

In the early 2000s, Kendall College of Art and Design (KCAD) began the long process of acquiring and renovating the Historic Federal Building, located at the corner of Pearl Street and Division Avenue in downtown Grand Rapids. A decade later, in the fall of 2012, the building's dazzling, LEED-certified renovation was unveiled to the public. The project preserved the structure's historic architectural character while transforming its interior to meet the needs of 21st-century learning. Today, in addition to housing KCAD's Art History and General Education programs, the building features a state-of-the-art sculpture studio and the Pamella Roland DeVos School of Fashion Studies. A \$2 million grant from the Herbert H. and Grace A. Dow Foundation established the Dow Center FLEXlab—a transdisciplinary learning hub that explores the intersections of design, innovation, and technology. The FLEXlab serves as an open-source space where students gain hands-on experience with contemporary digital fabrication processes, including 3D printing, laser etching and cutting, vinyl cutting, large-format inkjet printing, CNC machining, and plasma cutting. Adjacent to the lab, the FLEXgallery hosts exhibitions by emerging and established artists and designers, highlighting both their work and creative processes. Together, the FLEXlab and FLEXgallery invite students to look beyond static images and objects, engaging them in a dynamic makerspace that fosters experimentation, scholarship, and creative growth.



**FERRIS STATE UNIVERSITY CALENDAR****Fall Semester, 2025**

Aug. 21-22	Late Registration
Aug. 25	First Day of Classes
Aug. 25-28	Drop/Add by 5:00 PM Thursday
Sept. 1	Labor Day - no classes
Oct. 14	Mid-Term Grades Due
Oct. 13-14	Fall Break
Oct. 15	Fall Break ends – classes resume
Oct. 27	Spring Registration begins
Oct. 30	Last day for approved unqualified “W” grade
Nov. 26-30	Thanksgiving Recess begins - class dismisses at noon
Dec. 1	Classes resume
Dec. 5	Last Day of Classes
Dec. 8-12	Examination Week
Dec. 12	Fall Commencement
Dec. 15	Final Grades Due by 1:00 PM

**Spring Semester, 2026**

Dec. 15, 2025	Wintermester begins
Jan. 2	Wintermester ends
Jan. 20	Wintermester Grades Due
Jan. 8-9	Late Registration
Jan. 12	First Day of Classes
Jan. 12-15	Drop/Add by 5:00 PM Thursday
Jan. 19	Martin Luther King Day - no classes
Jan. 20	Summer Registration begins
Mar. 9	Mid-Term Grades Due
Mar. 7-15	Spring Recess – no classes
Mar. 16	Spring Recess ends – classes resume
Mar. 23	Fall Registration begins
Mar. 26	Last day for approved unqualified “W” grade
Apr. 2-5	Mid-Semester Recess - no classes
Apr. 6	Classes resume
May 1	Last Day of Classes
May 4-8	Examination Week
May 8-9	Spring Commencement
May 11	Final Grades Due by 1:00 PM

**Summer Semester, 2026**

May 18	Late Registration
May 19	First Day of Classes
May 19-22	Drop/Add by 5:00 PM Friday
May 25	Memorial Day - no classes
July 3	Independence Day - no classes
July 9	Last day for approved unqualified “W” grade
Aug. 12	Last Day of Classes
Aug. 17	Final Grades Due by 1:00 PM

**TELEPHONE NUMBERS (frequently used)**

The telephone number for the Ferris State University Call Center is **(231) 591-2000**; the telephone operator can assist you. Most colleges, departments and offices also have their own numbers.

The toll-free number is **(800) 433-7747**. Some frequently called numbers are listed below:

**Academic Deans' Offices**

College of Arts, Sciences and Education .....	591-3660
College of Business .....	591-2420
College of Engineering Technology .....	591-2890
College of Health Professions .....	591-2270
College of Pharmacy .....	591-2252
Kendall College of Art and Design.....	(616) 451-2787
Michigan College of Optometry at FSU.....	591-3700

**Academic Services**

Extended and International Operations

Ferris Statewide & Online (off-campus and online offerings) .....	591-2340
Office of International Education .....	591-2450
University College Deans Office .....	591-2480

**Student Services**

Admissions and Records .....	591-2000
Birkam Health Center .....	591-2614
Career and Professional Success.....	591-2685
Center for Student Involvement .....	591-2606
Financial Aid/Scholarships .....	591-2110
Institutional Research & Testing .....	591-3628
Orientation .....	591-3971
Residential Life (Housing) .....	591-3745
Student Employment.....	591-2150
Student Financial Services .....	591-3972

**General**

Alumni Relations.....	591-3828
Athletic Department .....	591-2860
FLITE Library .....	591-3500
Grand Rapids Campus Library .....	(616)-259-1121
Public Safety .....	591-5000
University Advancement & Marketing.....	591-3815
David L. Eisler Center .....	591-5918

## EDUCATIONAL GRANTS AND SCHOLARSHIPS

2025-2026 FIRST-TIME FRESHMAN SCHOLARSHIPS			
<u>Scholarship</u>	<u># Awarded</u>	<u>Total Amount</u>	<u>Average Award</u>
Founder's	32	\$320,000	\$10,000
President's	137	\$890,000	\$6,500
Provost's	495	\$2,722,500	\$5,500
Dean's	218	\$981,000	\$4,500
Ferris Crimson	177	\$531,000	\$3,000
Ferris Forward	392	\$392,000	\$1,000

2025-2026 STATEWIDE & ONLINE SCHOLARSHIPS			
<u>Scholarship</u>	<u># Awarded</u>	<u>Total Amount</u>	<u>Average Award</u>
Statewide Excellence	2	\$6,000	\$6,000
Statewide Success	2	\$4,000	\$4,000

**FEDERAL**

Teacher Edu. Assistance for College & Higher Edu Grant (Teach)  
 The Federal Pell Grant  
 The Supplemental Educational Opportunity Grant  
 Michigan Fostering Futures Scholarship  
 GEAR UP Scholarship

**STATE**

KCP Future Faculty Fellowship  
 Michigan Competitive Scholarship  
 Michigan Nursing Grant  
 Tuition Incentive Program (TIP)

**INSTITUTIONAL**

Ability Based Scholarship  
 Academic Opportunity Scholarship  
 Athletic Grants (Individual Sports)  
 COB Study Away Scholarship  
 COB Leadership Scholarship  
 College of Business Scholarship  
 College of Ed Alumni Scholarship  
 Community Based Scholarship  
 CREW Scholarship  
 COT Student Kickoff Award  
 Dean's Scholarship  
 Doctor of Pharmacy Scholarship  
 EIO Statewide Blitz  
 Entertainment Unlimited Scholarship  
 Ferris Grant  
 Ferris Merit Grant  
 Ferris NEXT Scholarship  
 Ferris Relief Scholarship  
 Ferris Support Grant

**INSTITUTIONAL Continued**

Ferris Youth Initiative Scholarship  
 Founder's Scholarship  
 FSU Native American Tuition Waiver  
 General Scholarship  
 Get REAL Scholarship  
 Honors Residential Life Scholarship  
 International Transfer Scholarship  
 Kelso-Battle Scholarship  
 Kendall Assistance Grant  
 Kendall Award of Excellence  
 Kendall Merit Scholarship  
 Kendall Next Scholarship  
 Military Veteran's Scholarship  
 MyPlace Study Abroad Scholarship  
 National Guard Grant  
 New Student Reception Scholarship  
 Off-Campus Adult Learner Scholarship  
 Off-Campus Transfer Achieve Scholarship  
 Phi Theta Kappa Scholarship  
 President's Invitational Scholarship  
 President's Scholarship  
 PTM Scholarship  
 S3OAR Scholarship  
 School of Nursing Scholarship  
 Skills USA Scholarship  
 Spaghetti Bridge Competition  
 Student Senator Scholarship  
 Study Abroad Scholarship  
 Transfer Presidents Scholarship  
 Transfer Gold Scholarship  
 Transfer Crimson Scholarship  
 Wade McCree Scholarship  
 Wenrich Tuition Scholarship

## EDUCATIONAL GRANTS AND SCHOLARSHIPS

### GRANTS AND SCHOLARSHIPS

1968 Football Scholarship  
1999 GLIAC Football Champions  
AAPA Community Engagement  
AAPA Scholarship  
Abigail Smith Timme Endowed Scholarship  
Academic Opportunity Renewal  
Advantage Technical Services  
AFSCME Local 1609  
AITP CIS Scholarship  
Alfred A Cramer Memorial Award  
Alice & George Wales Hockey  
Allesee M\J Design Scholarship  
Alphonso & Mary Aguirre  
Alta Equipment Co Annual Scholarship  
Alumni Association Legacy Scholarship  
Amer Assoc Of Htg,Ref,and A/C

B&V Mechanical Endowed Scholarship  
Baarman Family Endowed Scholarship  
Bachelor of Integrative Study  
Bacon, Charles & Mary Annual  
Barbara Chapman Int. Study Scholarship  
Barbara Reuther Memorial  
Barnes & Noble Scholarship  
Barton Malow Foundation  
BBNA Food for Change Annual Scholarship  
Beiermeister Family Endowed Scholarship  
Bentley Family Endowed Scholarship  
Berkowicz & Easley Scholarship  
Bernie Powers Memorial Scholarship  
Beverly Russell Award  
Big Rapids Garden Club Scholarship  
Bill & Theresa Streeter Family  
Bill And Lynn Scheible Scholarship  
Bingman Scholarship  
Biology Faculty & Staff Scholarship  
Blanche Arnold Scholarship  
Boocharad Family FSU Scholarship

C Alan Tressler Mem Scholarship  
Call Family Scholarship  
CAM - Don Purdie Scholarship  
Canadian Lakes Endowed Scholarship  
Canadian Lakes Garden Club Scholarship  
Candice Dunn Memorial Endowed Scholarship  
Canteen Services Inc Scholarship  
Carl Mys Endowed Scholarship  
Carney, Jeff & Jodi Endowed Scholarship  
CAS Dean's Endowed  
CAS Dean's Legacy Scholarship  
CCNA Certification Scholarship

Amer Found Vision Awareness  
American Photo Marketing Scholarship  
American Soc Of Prof Estimator  
American Subcontract Assoc  
Amerikam Scholarship  
Andrea Warfield Memorial Endowed Schlrrshp  
Andrew Jeffrey CJ Scholarship  
Anne Szabunia Memorial Scholarship  
Antigua Annual Scholarship  
Arlo Steel Endowed Scholarship  
Armock Mech Contr Endowed Scholarship  
Arnold & Carolyn Johnson Scholarship  
Arnold & Isabel Kempton Endowed Schlrrshp  
Atwell, LLC Surveying Annual  
Autoliv Ann Scholarship  
AVB Endowed Scholarship

Bourdlaais Endowed Scholarship  
Bouwens, J&S Endowed Scholarship  
Boyce Family Hockey Endowed Scholarship  
Brackett, J Pharmacy Endowed Scholarship  
Brayton Memorial Scholarship  
Bremer, Duane E. Scholarship  
Brian Chapman Memorial PGM Scholarship  
Brian Tomczyk Memorial Scholarship  
Bruce N. & Jean A. Parsons Endowed Schlrrshp  
Brudy Memorial Pharmacy Scholarship  
Buckingham Endowed Scholarship  
Builders Exchange of GR & W MI  
Building Bulldogs Endowed Scholarship  
Bulldog Breakaway Endowed Scholarship  
Bulldog Veteran Relief Fund Scholarship  
Bumler Mechanical Endowed Scholarship  
Bush Insurance Annual Scholarship  
Buss Endowed Scholarship  
Bychinsky Endowed Scholarship  
Byers, John & Polly Endowed Scholarship

Clare & Patsy Johnson Endowed  
Clare Mugford R.N.  
Clark, Liam Memorial Endowed Scholarship  
Class of 1967 Endowed PHR Scholarship  
Class of 69 Pharmacy Endowed Scholarship  
Claucherty Scholarship  
Clifford and Charlotte Whitfie  
CMYK Endowed Scholarship  
COB Dean's Annual  
COB Study Away Scholarship  
Coles Family Scholarship  
Collins/Collins Ekman Scholarship

**EDUCATIONAL GRANTS AND SCHOLARSHIPS**

Charles & Dorothy Peterson  
 Charles & Kimberly Christmas  
 Charles G. Jehnzen Basketball  
 Charles Jehnzen Scholarship  
 Charmaine Smith Scholarship  
 Chas. Hampton Memorial Endowed Scholarship  
 Chase Plastic Services Scholarship  
 Chemical Bank Endowed Scholarship  
 CHP Empowerment Award  
 Christopher D. Allmand Annual  
 Christopher Whalen Endowed Scholarship  
 Cindy & Karl Linebaugh Scholarship  
 CIS Department Scholarship

D Hedgcock Endowed Scholarship  
 D&P Pilgrim Endowed Scholarship  
 D. Edwards Intercollegiate Scholarship  
 D.G. Garrett Endowed  
 Dacho & Ruth Dachoff Endowed  
 Dale & Tia Wilhelm Vlyball Endowed  
 Damari Family Endowed Scholarship  
 Daniel Topp Endowed Scholarship  
 Daniel Tyler Scholarship  
 Darlene Tiede Memorial Endowed Scholarship  
 Daudi Book Scholarship  
 Davenport "Bulldog of the Year"  
 Davich Optical Chain Annual  
 David & Carol Drake  
 David D Whalen Scholarship  
 David Greer Survey/Eng Scholarship  
 David Hamilton Endowed Scholarship  
 David Pao Endowed Scholarship  
 David Prior Scholarship  
 David W. Figg Endowed Scholarship  
 David Williamson Weld Endowed Scholarship  
 Dazzo, F & O Endowed Scholarship  
 DCCL Endowed Scholarship  
 Deans Award for Excellence  
 Dee Cramer Inc Endowed Scholarship  
 Dee Kap Scholarship  
 Dehaan Endowed Scholarship  
 Deiter Weiss Scholarship  
 Delta Dental Foundation  
 Delta Tau/Lambda Chi  
 Dempsey, Harry Jazz Band Scholarship  
 Detroit Colour Council Design  
 Dettloff, Rick & Lori  
 Dettman Family Endowed  
 Dewpoint Endowed Scholarship  
 Diane Malburg Endowed Scholarship  
 Dick Dolack Excellence Scholarship  
 Dirk Hoffius Scholarship  
 Doc Heeter Blueline Club Scholarship

Const Tech & Mgmt Stu Comp  
 Construction Management Scholarship  
 COP Morris Scholarship  
 Coppess FB Endowed Scholarship  
 Cory Myrie Memorial Scholarship  
 Coulter Family Endowed Scholarship  
 Craig & Tamara Amey Survey  
 Cramer, WD Endowed Scholarship Science Ed  
 CREW Scholarship  
 Criminal Justice Annual  
 Criminal Justice Class of 1983  
 Cummings Scholarship

Dominic Ciaramitaro ISI Scholarship  
 Dommert, Douglas  
 Don Lowell Scholarship  
 Donald and E. Lyle Magee Scholarship  
 Donald Shreve Scholarship  
 Dougan, Robert Memorial Scholarship  
 Douglas Froelich Scholarship  
 Douglas Hagemann Scholarship  
 Dr Ian Mathison Endowed Scholarship  
 Dr. A. Duane Addleman Endowed  
 Dr. Adel Makki Stu Opp Annual  
 Dr. Bradley & Mrs. Catherine T  
 Dr. Donald Newport Endowed Scholarship  
 Dr. Frank A. Muehlenbeck Memorial  
 Dr. Gabriel Memorial Endowed Scholarship  
 Dr. Henry R Racki Opt Scholarship  
 Dr. Henry Reitz Endowed Scholarship  
 Dr. Ian W. Mathison Fellowship  
 Dr. Jack Bennett Memorial Scholarship  
 Dr. Lowell LeClair Endowed Scholarship  
 Dr. Matthew C. Chaney Student  
 Dr. Merrill R Murray Memorial Scholarship  
 Dr. R. and R. Santer Endowed Scholarship  
 Dr. Robert Carter Endowed Scholarship  
 Dr. Teresa K. Cook Accounting  
 Dr. Tim Brotherton Memorial Annl Schlrsip  
 Dr. W. Marlene O'Hara Annual  
 Dr. Walter C. Betts Memorial Scholarship  
 Dr. William A. Sederburg Scholarship  
 Dr. William Maher Annual  
 Dr. William Sakalauskas Scholarship  
 Drake 3 Endowed Scholarship  
 Drake Family 2 Endowed Scholarship  
 Drake Family Scholarship  
 Dresner Foundation Annual  
 Drs. Deno & Nicholas Sellas Ph  
 Durst Family Endowed Scholarship  
 Dykstra Scholarship

## EDUCATIONAL GRANTS AND SCHOLARSHIPS

E & S LaCross Endowed Scholarship  
E-Commerce Marketing Scholarship  
Ed and Louise Haik Endowed Scholarship  
Ed Harris Memorial Honors Prog Scholarship  
Educ Counseling & Disab Ann Scholarship  
Edward Griffin Scholarship  
Eekhoff Memorial Endowed Scholarship  
Eileen McQuade Annual Scholarship  
Elizabeth Keeney Scholarship  
Ellen Haneline Health Prof.

Faculty Sponsored Student Dev  
Fairman Scholarship  
Falcone Memorial Scholarship  
Fenn, John & Lynda Surveying  
Ferris & Jean Leach Bio, Math,  
Ferris and Jean Leach  
Ferris Foundation Need-Based  
Ferris Foundation Opportunity  
FFA/Russel Moffett Scholarship  
First Generation Student Annua  
First Robotics Qualifying Scholarship  
Football Scholarship Annual  
Fortune/Morlock Memorial Scholarship  
Foulkrod Foundation Endowed  
Frances Friar Nursing Scholarship  
Frank & Mildred Justin Endowed Scholarship  
Frank Karas Endowed Scholarship  
Frank Marra Memorial Endowed Scholarship  
Frank Meech Endowed Scholarship  
Frankenmuth Ins Endowed Scholarship  
Fraser, T. Memorial Endowed Scholarship  
Fred Taylor Memorial Scholarship

G Storm Memorial Technical Teacher Ed Scholarship  
G&M Myran Endowed Scholarship  
G&P VanDyke Hockey Endowed Scholarship  
G. Franklin Ochs Endowed Scholarship  
Gary L Cousino Hockey Scholarship  
Gary Perelli Football Scholarship  
GCOM and GMAN Annual Scholarship  
Geff Reinke Endowed Scholarship  
Geodetic Designs, Inc  
George & Kathryn Menoutes Scholarship  
George & Lia Kossaras Scholarship  
George Bowlby Scholarship  
George Holcomb Memorial Scholarship  
Gerace Construction Scholarship  
German Language/Culture Scholarship

Emeriti Association Endowed Scholarship  
Ensign Family Endowed Scholarship  
Eric Bennett Memorial Endowed Scholarship  
Eric Young Welding Scholarship  
Erin Groeb Memorial Endowed Scholarship  
E-Sports Endowed Scholarship  
Ewigleben Family Trust Endowed Scholarship  
Ewigleben Scholarship  
Excellence in Optometry Scholarship

Frederick Broemer Award  
Frederick W Kellogg Scholarship  
Frederickson, Phillip & Sylvia  
Freudenberg Nok Scholarship  
Friar Family Endowed Optometry  
Friar Family Endowed Scholarship  
Friar Family Endowed Pharmacy Scholarship  
Friar Pre-Prof Endowed Scholarship  
Friar, R Honorary Bio Scholarship  
Friends of Michigan State Fair  
FSU Alumni & Friends Endowed Scholarship  
FSU Alumni Softball Scholarship  
FSU Black Alumni Association A  
FSU Blueline Club Hockey Endowed Schlrsrp  
FSU Dining Service Scholarship  
FSU/GRCC Assist. Scholarship  
FSU-GR Digital Animation/Game Schlrsrp  
FSU-GR Digital Media Software  
FSU PR Champions Scholarship  
Fund Evaluation Group Endowed Schlrsrp  
FY Eisler Endowed Scholarship

Gilbert Cobb Endowed Scholarship  
Gingrich, Elron "Ott" Scholarship  
Goosen, R.F. Endowed Scholarship  
Gordon Kamstra Mem Scholarship  
GR Chapter Construction  
GR Endowed Scholarship  
GR Furniture Designers Endowed Scholarship  
GR Mental Health Practitioner  
Grace Fleming Nursing Endowed Scholarship  
Grand Rapids New Car Dealers  
Grandchildren of Robert Friar  
Gregory Dreuth Memorial Scholarship  
Gustafson Family Endowed Scholarship  
Guzal Const Mgt Endowed Scholarship

## EDUCATIONAL GRANTS AND SCHOLARSHIPS

H Glass Pharmacy Assist Fund  
 H S Die & Engineering Inc Scholarship  
 H.J. Lewis Musicians Endowed Scholarship  
 Hagerman Family Endowed  
 Hagerman Family Pharmacy Scholarship  
 Hamm Family Endowed Scholarship  
 Hammer's 4-C's Award  
 Hancock Family Hockey  
 Hancock(Cramer),B&E Endowed Scholarship  
 Hancock, B&E Endowed Scholarship  
 Hancock, Lambda Endowed Scholarship  
 Hanna-Morse Endowed Scholarship  
 Hare Family Endowed Scholarship  
 Harley Halsted Scholarship  
 Harper Wildern Pharmacy Scholarship  
 Harris, Ed S. Oppty Endowed Scholarship  
 Harry Larson Memorial Scholarship  
 Harry Melling Memorial Scholarship  
 Harry Swartz Pharmacy Admin Award  
 Haveman, J & B Endowed Scholarship  
 Haworth KCAD Scholarship  
 Hedrick Associates Endowed Scholarship

Industrial Design Scholarship  
 Information Security and Intel  
 Insurance Alumni Endowed Scholarship  
 International Student Emg Scholarship

J & C Duddles Endowed  
 J B McCormick Scholarship  
 J Swears Courage Scholarship  
 J&J Giroux Endowed Scholarship  
 J&K Shane Arch Endowed Scholarship  
 J&K Shane Endowed Scholarship  
 J&S Compton Endowed Scholarship  
 J.E. Christie Scholarship  
 J.R. Newton Scholarship  
 Jack and Betty (Erler) Bates F  
 Jack Lebarre Scholarship  
 Jack Newcombe Scholarship  
 Jack Pierson Legal Aspects Sur  
 James & Christine Jacobs  
 James & Georgia Nicholas Endowed  
 James & Katy Moore HP Annual  
 James B Turner Endowed Scholarship  
 James Bolthouse Memorial Scholarship  
 James D & Katy Moore Surveying  
 Jan Vonk Endowed Scholarship  
 Japanese Parents Book Scholarship  
 Jawad, Nazih Rx Endowed Scholarship  
 Jean Elder Endowed  
 Jeffries, S. Pharmacy Endowed Scholarship

Helen Ferris Vartan Scholarship  
 Helen Popovich Scholarship  
 Helsing Men's CC/Track Scholarship  
 Henry Tschappat Memorial Endowed  
 Henry/Jones Endowed Scholarship  
 Hinkley & Casselman Endowed Scholarship  
 History BA Annual Scholarship  
 Hoexum Scholarship  
 Hogan Dr Nancy Endowed Scholarship  
 Holland-Whelan Endowed Scholarship  
 Holton, E & D Endowed Scholarship  
 Home Builders Assoc of GR Endo  
 Hon. John P. O'Brien Memorial  
 Horn, Gary & Jean Annual  
 Hospitality Mgmt Alumni Endowed  
 Hospitality Mgmt Scholarship  
 Howard J. Hulsman Scholarship  
 Howard Stross Veterans Scholarship  
 Howard, Irene, & Michael Price  
 Hubert & Marion Motry  
 Hurst Mechanical Endowed Scholarship  
 HVACR-Htg,Vent,A/C,Ref Endowed Schlrrshp

International Student Scholarship  
 Intational Student Ambass Endowed Schlrrshp  
 Invest in Knowledge

Jerry and Glad Scoby Endowed Scholarship  
 Jessica Nagle-Wilson Scholarship  
 Jim Farrell Mem Endowed Scholarship  
 Jimmie & Marlene Rodgers Scholarship  
 Joan E. Totten Scholarship  
 Joan Nelson Scholarship  
 Joanne E. Kozarek Memorial End  
 Joel Lloyd Memorial Endowed Scholarship  
 Johansen, Paul R Endw Scholarship  
 John and Mary Garvelink Endowed  
 John Baylis Football  
 John Celestino Endowed Scholarship  
 John Ladd Math Scholarship  
 John M. Sebold Memorial Scholarship  
 John McNamara Memorial Endowed Schlrrshp  
 John Newell Scholarship  
 John P Nelson Endowed Scholarship  
 John R Smith Memorial Endowed Lead Schlrrshp  
 Johnson, N&I Endowed Scholarship  
 Jolaine Reirson Draugalis Scholarship  
 Jordain Scholarship  
 Jordan Scholarship  
 Joseph S. Mikols Endowed Scholarship  
 Joseph Sasaki Endowed Scholarship

## EDUCATIONAL GRANTS AND SCHOLARSHIPS

Jenny Jacobs Softball Scholarship  
Jerry & Mary Ford Scholarship

K & R Miller Family Endowed Scholarship  
K&C Roth Endowed Scholarship  
Kadlec Endowed Scholarship  
Kalinowski Family Leadership Endowed Scholarship  
Kamptner, E Opportunity Endowed Scholarship  
Kane, MW Memorial Endowed Scholarship  
Karen Boochard Social Work  
Karl E Huffman Family Endowed Scholarship  
Kathleen & Edward Lunt  
Kathleen and Edward Lunt E CHP  
Kauzlarich/Campana Family Ann  
KCAD General Scholarship  
KCAD MArch Formation Scholarship  
Kelso Battle Scholarship  
Kem-Tec Survey EES Bench Endowed Scholarship

L. Wolgast Endowed Scholarship  
Labroff Scholarship  
Lacks Enterprises Inc  
Languages and Lit Annual Scholarship  
Larabel Family Endowed Scholarship  
Lavern Curtis Scholarship  
Leadership Mecosta Endowed Scholarship  
Leon & Jerena Keys Family  
Leonard Johnson Disc Sports  
Leonardos Family Endowed Scholarship  
Lerner & Harrison Endowed Scholarship  
Leslie Osborn Family

M & J Bigford PGM Scholarship  
M & M Surveying Engineering  
M & S Goldsmith Endowed  
M & S Nawrocki Endowed  
M Sobh Endowed Scholarship  
Machining Competition Annual Scholarship  
MacIver Family Endowed Scholarship  
Mahida Surveying Scholarship  
Malik Kingsby Endowed Scholarship  
Manhard Surveying Ann Scholarship  
Manuf & Quality Engineer Scholarship  
Marco Family Foundation Scholarship  
Mardell L. Grant Endowed Scholarship  
Marriott Golf Scholarship  
Martin J Wozniak Endowed Scholarship  
Martin Luther King Jr/Alpha Ph  
Mary Ann Hashimi Memorial Scholarship  
Mary C Feindt Surveying Scholarship  
Mary Lou Washatka  
Mary Mccorriston Child Dev Scholarship

Juran, Joseph M. Endowed  
Justin Hermes Ann Scholarship

Ken & Christine Bailey  
Ken Schmitigal Annual Scholarship  
Kendall Joe Withers Scholarship  
Kendall M Alten Memorial Scholarship  
Kendall Rizzi Memorial Scholarship  
Kendall What Scholarship  
Kenneth Spoerk Memorial Scholarship  
Khagendra Thapa Surveying Scholarship  
K-Mart Pharmacy Scholarship  
Knoth Family Endowed Scholarship  
Korean Students Scholarship  
Kozal and Baker Scholarship  
Kraymer Des Endowed Scholarship  
Krieser, Minnie Hart Endowed Scholarship  
Kurt Hellthaler Memorial Scholarship

Lewis And Lewis Scholarship  
Library Student Employee Scholarship  
Lincoln Family Endowed Scholarship  
Linebaugh Annual Scholarship  
Lloyd C Zill Scholarship  
Lon C. Green Annual Scholarship  
Louis & Angeline Burg Scholarship  
Louis V. Kleinstiver Scholarship  
Love Swim Scholarship  
Lyman, R & M Endowed Scholarship  
Lynn & Gary Trimarco

McLoughlin Family Endowed Scholarship  
McNish, Dolores Endowed Scholarship  
MCO Alumni Endowed Scholarship  
MCO Family Endowed Scholarship  
Mechanical Svc. Cont. Am. Scholarship  
Mecosta County Development Cor  
Meeuwenberg, L&P Endowed Scholarship  
Megan Hurst Endowed Scholarship  
Meijer Pre-Senior Scholarship  
Melissa Divietri Annual Scholarship  
MGMT Dept. Annual Scholarship  
MI Assoc Prof Ins Agent Ann  
MI Chaptr Air/Cond Contractors  
MI Fdn Vision Aware Endowed Scholarship  
Mich Mechanical Contractor Scholarship  
Mich Printing Week Assoc Scholarship  
Michelle A. Bellavance Endowed Scholarship  
Michigan Garden Clubs, INC Scholarship  
Michigan PGA Endowed Scholarship  
Mickey Shapiro Opportunity Endowed Schlrshp



**EDUCATIONAL GRANTS AND SCHOLARSHIPS**

Mary T Creswell Scholarship  
 Mathison Legacy Endowed Scholarship  
 Mathematics Faculty & Staff Scholarship  
 Matt Lichtle Scholarship  
 Maude Bigford Honors Scholarship  
 Maude Korstange Scholarship  
 McCandless, Ryan Memorial Endowed  
 MCERF Scholarship

NA Heat-Air Cond Scholarship  
 Nawrocki Pharmacy Endowed Scholarship  
 Newell Family Football Annual  
 Newell Johnson Memorial Endowed Scholarship  
 Newhouse Jones Hockey Endowed Scholarship  
 Ngoh, Lucy & Fabian Endowed Scholarship  
 Ngoh,L & F Int Health Care Scholarship  
 Nickels, Edward & Barbara

O B Davenport Scholarship  
 Oakes-Hall Fine Arts Endowed Scholarship  
 O'Brien-Quy Scholarship  
 Oldfield Family Education  
 Oliver H. Evans Endowed Scholarship  
 Opportunity Ferris Cares-COB  
 Opportunity Ferris Cares - CHP  
 Opportunity Ferris Cares CET  
 Opportunity Ferris Cares MCO

P&R Seaman Endowed Scholarship  
 P. Kearns Education Annual  
 Papo & Stewart Printing Mgmt  
 Patricia Berry Int Eng Scholarship  
 Patrick J. O'Hare Endowed Scholarship  
 Patti Smeelink Annual  
 Paul and Cathy Boyer Scholarship  
 Paul and Leane Blake Scholarship  
 Paul E Borton Memorial Scholarship  
 Percy, Wes & Shelly Endowed Scholarship  
 Pepsi Perseverance Endowed Scholarship  
 Perio Study Club Hygiene Annual  
 Perkins Goldberg Family Endowed Scholarship  
 Peterson, Norman ICT Annual  
 PGM Alumni Scholarship

Quality Air Annual Scholarship

R & L Friar Social Sci Annual  
 R&M Beadle Endowed Scholarship  
 R.E. Hurst Endowed Scholarship  
 R.J. Campbell Endowed Scholarship  
 R.L. Shaw HVACR Endowed Scholarship  
 Randy & Nancy Phelps Endowed Scholarship

Mike Shira Health Syst Mgt Scholarship  
 Millard & Ida Quinlan Scholarship  
 Minnie Mould Marsh Scholarship  
 MMTC-West Manuf. Council Ann  
 Momentum Charter Endowed Scholarship  
 Moore, Jerry & Joyce PGM  
 Mukundan, Sarangapani Annual  
 Mulder Furniture Design Scholarship

Nicolas Sanchez Annual Scholarship  
 Norm & Helen Bennett Scholarship  
 Norman O. Levardsen Memorial E  
 Norris and Irene Johnson Scholarship  
 North Mich Road Commission Scholarship  
 Northern Chapter MSPS  
 Nursing Development-Endowed Scholarship

Opportunity Ferris Cares Pharmacy  
 Opportunity Ferris Cares Scholarship  
 Opportunity Ferris Cares-CAS  
 OptiMed Specialty Endowed Scholarship  
 Orville Hoffman Scholarship  
 Ostrander Memorial Endowed Scholarship  
 Otto Kamptner Memorial Endowed Schlrsip  
 Outer Drive Hospital Aux Scholarship

PGM S.A. Senior Awards  
 Pharmacy Alumni Scholarship  
 Pharmacy Forward Scholarship  
 Phillips Family Endowed Scholarship  
 Physical Sciences Faculty & Staff  
 Pinnacle Group Inc Endowed Scholarship  
 Plastics & Polymer Eng Tech  
 Pole Family Endowed Scholarship  
 Postema Pre-Law Endowed Scholarship  
 Preuss-Britton HS Dual Enrolled  
 Prism Writing Annual Contest  
 Proctor Family Endowed Scholarship  
 Pulte, WJ Constr Endowed Scholarship  
 Puterbaugh Scholarship

Robert Bishop Hockey  
 Robert Brand Memorial Scholarship  
 Robert Burtch Scholarship  
 Robert Ewigleben DCCL Endowed  
 Robert Scranton Family Scholarship  
 Robert Van Hoven Scholarship

## EDUCATIONAL GRANTS AND SCHOLARSHIPS

Raymond Kenyon Scholarship  
Reed City FSU Dist Alumni Scholarship  
Reginald & Vivian Sharkey Scholarship  
Rettell Family Annual Scholarship  
Rhein Chemie Scholarship  
Richard & Dawn Antonini Endowed Scholarship  
Richard & Ruth Santer Veterans  
Richard Hunter Envir Educ Scholarship  
Richard Johnson Endowed Scholarship  
Richard L. Shaw Football Endowed  
Richard Sturm Memorial Scholarship  
Richard Veazey Scholarship  
Rick Rodenhouse Memorial Scholarship  
Rising Star Annual Scholarship  
Ritchie Memorial Vica Scholship  
Rite-Aid Scholarship  
RL Shaw/FM Jones  
RLA Opportunity Annual Scholarship  
Rob Jackson Extra Credit Scholarship  
Robert & Frances Friar Scholarship  
Robert A. Sieb Endowed Scholarship  
Robert and Barbara Martin Family  
Robert Bergelin Scholarship

Samuels, Wendy Jim Endowed Scholarship  
Sanborn, Michael Endowed Scholarship  
Santa Zawaideh Trib Annual Scholarship  
Scheible Hockey Endowed Scholarship  
School Leadership Institute  
School of Nursing Scholarship  
Scott E Sanders Endowed Scholarship  
Scott Jeffries Memorial Scholarship  
Scott Schultz Excellence Scholarship  
Scott Whitener Memorial Scholarship  
Seaman's Mechanical Endowed Scholarship  
Sedine Family Endowed Scholarship  
Seifferlein & Lusk Scholarship  
Shilander, R & N Endowed Scholarship  
Shilander, Robert Endowed Scholarship  
Size Reduction Don Maynard Annual  
Smith, Brett Hockey Endowed Scholarship  
Smith/Taylor/Malloy Scholarship  
Social Work Emeriti & Faculty  
Somerville, D Endowed Scholarship  
Spayde Family Pharmacy Endowed Scholarship

T&G Goyette Endowed Scholarship  
T&J Woiderski Endowed Scholarship  
T&T Town Endowed Scholarship  
T.J. Amick Memorial Scholarship  
Taggart & Lisa Town Scholarship  
Teahen, R DCCL Endowed Scholarship

Robert Williams Scholarship  
Robert/Jean Olson Memorial Scholarship  
Robinson Dental Hygiene Endowed Schlrrshp  
Robinson, Dewaine & Jana Endowed Schlrrshp  
Rockford Const Endowed Scholarship  
Roger/Debra Card Wildlife Scholarship  
Rolland L Hicks Endowed Scholarship  
Roller, J&V Fam Endowed Scholarship  
RoMan Mfg/IRCO Auto Endowed Scholarship  
Roof Family Endowed Scholarship  
Root, W&N Endowed Scholarship  
Rothe Biology Scholarship  
Roubal, Vizina Family Endowed Scholarship  
Rought Surveying Scholarship  
Rowe Pharm D/MBA  
Ruby MacNeill Endowed Scholarship  
Rumsey Memorial Scholarship  
Runners Memorial Scholarship  
Russell & Avis Gerber Endowed Scholarship  
Russell G Merithew Scholarship  
Ruth and Ken Hicks Football  
Ruth L Shattuck Scholarship  
Ryan Matthew Clark Annual Scholarship

Spectrum Health Endowed Scholarship  
Stan Dean Memorial Endowed Scholarship  
Staples Endowed Scholarship  
Statewide & Online Endowed Scholarship  
Statewide Fast Track Scholarship  
Stauffer, MG & PW Academic Endowed  
Stechschulte Printing Scholarship  
Stephen E. Martin Memorial Scholarship  
Stephenson Surv Ann Scholarship  
Steve M Brown Endowed Scholarship  
Stewart Endowed Scholarship  
Strohkirsch Scholarship  
Student Economic Asst Endowed Scholarship  
Student Hardship Fund  
Study Abroad Endowed Scholarship  
Susan & Ernest Wenger Endowed Scholarship  
Susan & William Jones Endowed Scholarship  
Susan Greene Memorial Scholarship  
Susan Marie Edwards Scholarship  
Suzanne Pilat Eberle Endowed Scholarship

Thomas Reuther Scholarship  
Thomas Sobota Memorial Scholarship  
Thompson Foundation Scholarship  
Thumb Eleven Endowed Scholarship  
Tim Roberts Scholarship  
Tingley And Associates Scholarship

## EDUCATIONAL GRANTS AND SCHOLARSHIPS

Technology in Optometry  
Ted Kuzma Annual Football  
Tedesco/Rowe Family Endowed Scholarship  
Tenney, Robert N. Endowed Scholarship  
Terry Nerbonne CJ  
Terry Skoglund Memorial Endowed Scholarship  
Theta Alpha Sigma Scholarship  
Thomas & JoAnn Walsh Endowed Scholarship  
Thomas & Marcia Scholler  
Thomas E Johnston Memorial Scholarship  
Thomas Mehl Endowed Scholarship

UA Local 85 Plum, Steam & HVAC

Van Diepenbos, M&L Endowed Scholarship  
Vanden Bos Family Endowed  
Vanderlaan Leadership Award  
VanSteenberg Endowed Scholarship

W C Judon Scholarship  
W E Dengler Pharmacy Scholarship  
W J Stevenson Scholarship  
W S Garrison Living Scholarship  
W&R Sanders Scholarship  
W.D. Cramer Endowed Scholarship  
W.F. Adrian Endowed Scholarship  
Walton and Barbara Piggott Scholarship  
Warren and Beverly Parker Scholarship  
Watson Family Endowed Scholarship  
Weeks-Larkin Optometry Scholarship  
Welding Competition Scholarship  
Weller Family Found Scholarship  
Wendal Leroy Endowed

Young Leadership Scholarship  
Young, W & B Endowed Scholarship  
Young/Behler Young Endowed Scholarship

Zakov Family Scholarship

Todd and Tami Jacobs Scholarship  
Todd Wenzel Automotive Endowed  
Tom & Molly Charles Scholarship  
Tony Ferguson Endowed Scholarship  
Totten Family Hockey Endowed Scholarship  
TowerPinkster Int. Design Scholarship  
Trace & Veronica Tandy/Great W  
Transfer Academic Excellence Scholarship  
Travis, Stuart & Linda DECA  
Trevor Slot Endowed

Violet Gambotto Endowed Scholarship  
Virkler Family Acctg Endowed Scholarship  
Vision Serv Plan Academic Scholarship

West MI Mech Contractors Scholarship  
West Michigan Credit Union Scholarship  
West Michigan Opportunity Endowed Schlrsdp  
Whalen, John Memorial Endowed Scholarship  
Whalen-Rex Memorial Endowed Scholarship  
Whitehead Memorial Scholarship  
Whitney HCS Competition Endowed Schlrsdp  
Whitney HCS Entrepreneurial  
Wildern Family Scholarship  
William Donahue Scholarship  
William Merle Morris Endowed Scholarship  
Williams, G. Mennen Endowed Scholarship  
Woolpert LLP Scholarship  
William "Bill" Scott Roh Supt Endowed Schlrsdp

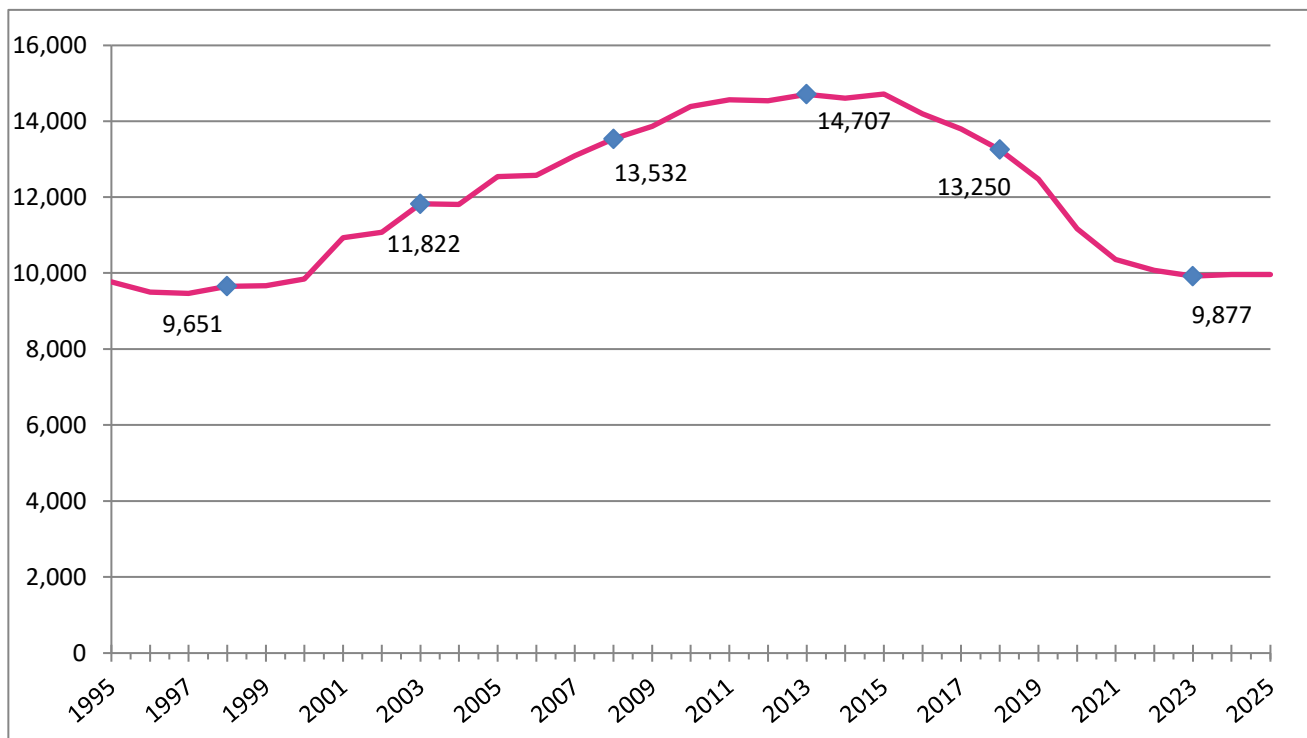
## **EDUCATIONAL GRANTS AND SCHOLARSHIPS**

### **LOAN FUNDS**

Abigail Timme Endowed Student Loan Fund  
Alden W. Brown Student Loan Fund  
Alma Lidell Tufveson Memorial Loan Fund  
Alumni Student Loan Fund  
Arthur E. Ormsbee Memorial Loan Fund  
Asian Student Loan  
Augusta Taisey Memorial Loan Fund  
Bush Memorial Loan  
Campbell Loan  
Carlisle Memorial Fund  
Carlton G. Ferris Student Loan Fund  
Charles E. Schell Foundation Loan Fund  
Charles S. Neithercut Student Loan Fund  
College of Business Memorial Loan Fund  
Dingman, William E. Loan  
Discretionary Loan Fund  
Donald Rankin Loan  
Dr. Glenn Bond Memorial Loan Fund  
Dr. Henry Lowsma Memorial Loan Fund  
Dr. Ralph Pino Memorial Loan Fund  
Earl H. McCormick Memorial Loan Fund  
Fern & William Brown Loan Fund  
Fern R. Holden Student Loan Fund  
France Vedder Loan  
Francis R. Piper Loan Fund  
Fred W. Swan Memorial Student Assistance Fund  
George Berden Loan  
Geraldine MacGregor Loan Fund  
Gerrit Masselink Memorial Loan Fund  
Graphic Art Loan Fund  
Heinonen Memorial Loan  
Helena Paris Loan Fund  
Jay Oviatt Pharmacy Student Loan Fund  
Kappa Alpha Psi Loan  
Kenneth Spoerk Memorial Loan Fund  
Kuhlman & Greene Memorial Loan  
Labroff Business Assistance Loan  
Lee Cookson Loan  
Lithocrafters and Bookcrafters Loan Fund  
Louis Fishman Loan  
Louis Legg Loan  
M. Louis Fishman Memorial Loan Fund  
Max E. Smith Memorial Loan Fund  
Michigan Pest Control Loan  
MI Federation of Women's Clubs Student Loan  
Nancy Ingall Memorial Loan Fund  
Orville Plank Memorial Loan Fund  
Pharmacy Alumni Loan  
Pharmacy Emergency Loan  
Ralston M. Wylie Student Loan Fund  
Raymond and Vida Sines Memorial Fund  
Raymond W. Starr Student Loan Fund  
Regina L. Stevenson Holt Memorial Loan Fund  
Richard Faber Loan  
Robert and Gertrude Burns Mem. Loan Fund  
Roger Allen Student Assistance Fund  
Ronald M. Solomon Memorial Loan Fund  
Special Loan Fund  
Steve Bordano Memorial Loan Fund  
Trippensee Memorial Loan  
Vandercook Loan  
Victor Spathelf Loan  
Walter Armbruster Memorial Loan Fund  
Walter H. Gillette Memorial Loan Fund  
Whalen-Rex Endowed Scholarship  
William C. Moore Memorial Loan Fund  
William Lane Memorial Loan  
William O. Wolfinger Memorial Loan Fund  
Wolverine Club Student Loan Fund

# **STUDENT ENROLLMENT**

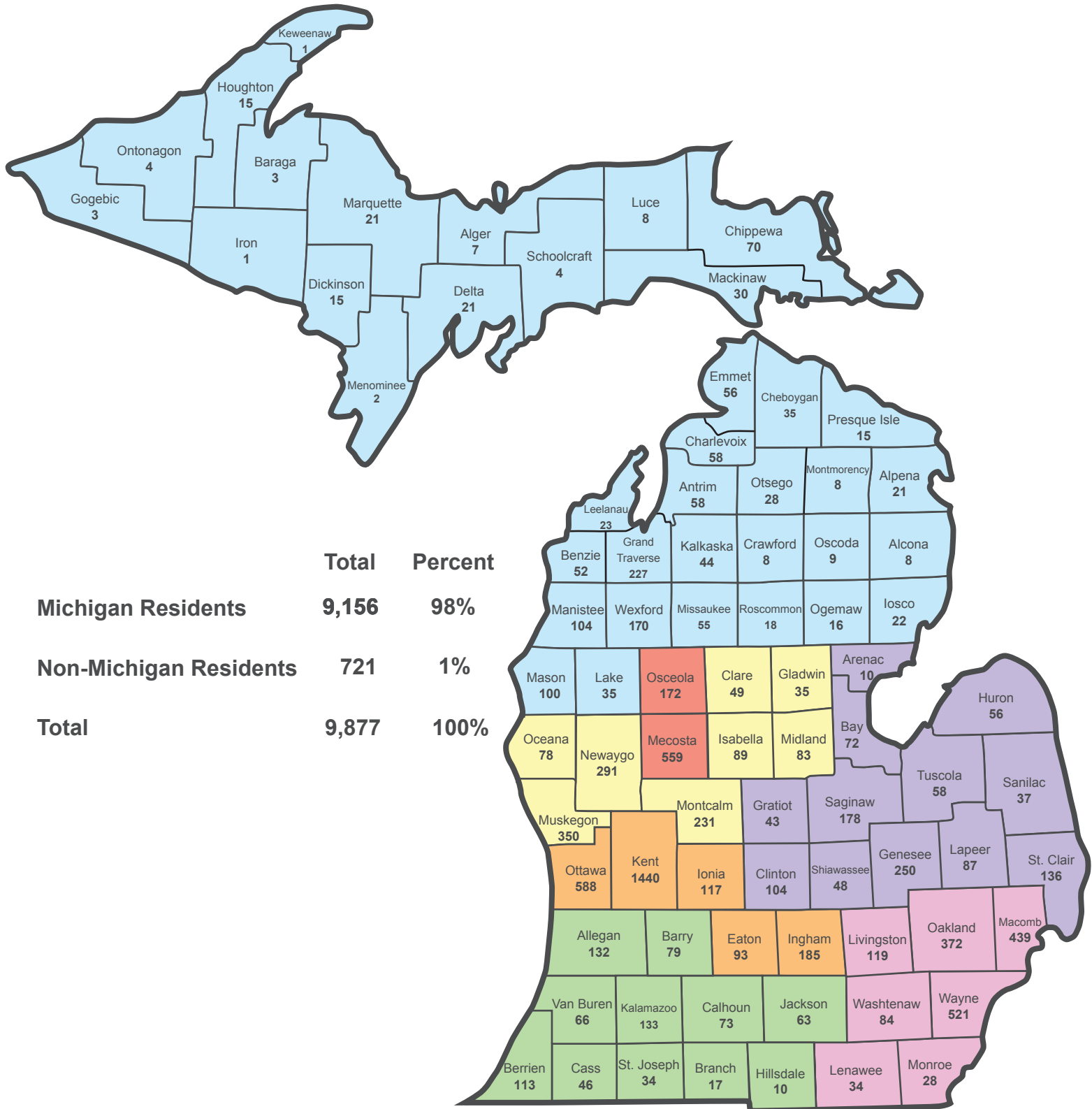


**TOTAL HEADCOUNT ENROLLMENT****FALL ENROLLMENT 1994 - 2025**

<b>1994</b>	10,258	<b>2010</b>	14,381
<b>1995</b>	9,767	<b>2011</b>	14,560
<b>1996</b>	9,495	<b>2012</b>	14,533
<b>1997</b>	9,468	<b>2013</b>	14,707
<b>1998</b>	9,651	<b>2014</b>	14,600
<b>1999</b>	9,668	<b>2015</b>	14,715
<b>2000</b>	9,847	<b>2016</b>	14,187
<b>2001</b>	10,930	<b>2017</b>	13,798
<b>2002</b>	11,074	<b>2018</b>	13,250
<b>2003</b>	11,822	<b>2019</b>	12,472
<b>2004</b>	11,803	<b>2020</b>	11,165
<b>2005</b>	12,540	<b>2021</b>	10,361
<b>2006</b>	12,575	<b>2022</b>	10,072
<b>2007</b>	13,087	<b>2023</b>	9,918
<b>2008</b>	13,532	<b>2024</b>	9,959
<b>2009</b>	13,865	<b>2025</b>	9,877

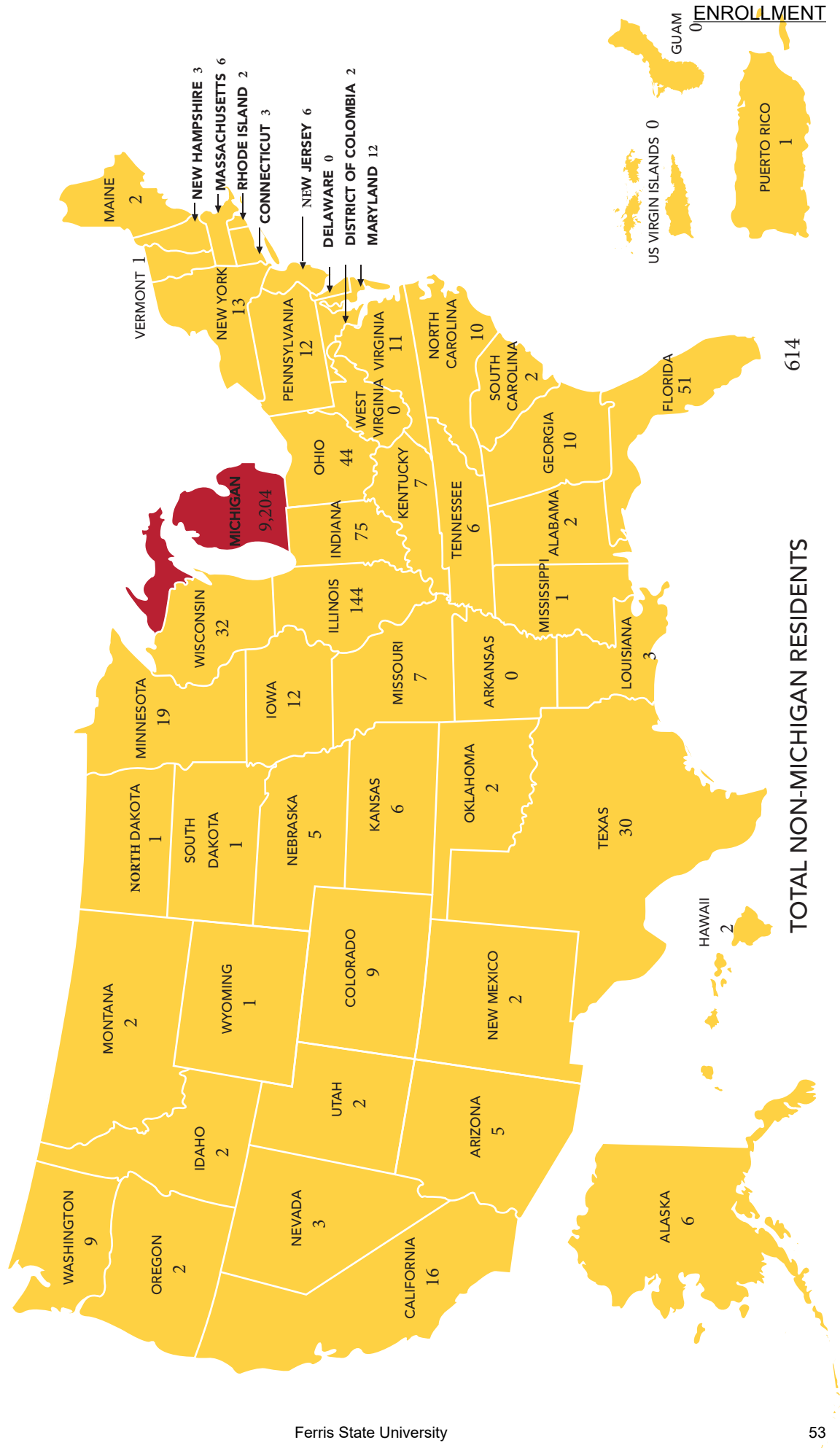
Source: Office of Institutional Research &amp; Testing

# FALL 2025 ENROLLMENT BY COUNTY





# FALL 2025 ENROLLMENT BY STATE



# FALL 2025 MICHIGAN ENROLLMENT BY COUNTY

Alcona	8	Lake	35
Alger	7	Lapeer	87
Allegan	132	Leelanau	23
Alpena	21	Lenawee	34
Antrim	58	Livingston	119
Arenac	10	Luce	8
Baraga	3	Mackinac	30
Barry	79	Macomb	439
Bay	72	Manistee	104
Benzie	52	Marquette	21
Berrien	113	Mason	100
Branch	17	Mecosta	559
Calhoun	73	Menominee	2
Cass	46	Midland	83
Charlevoix	58	Missaukee	55
Cheboygan	35	Monroe	28
Chippewa	70	Montcalm	231
Clare	49	Montmorency	8
Clinton	104	Muskegon	350
Crawford	8	Newaygo	291
Delta	21	Oakland	372
Dickinson	15	Oceana	78
Eaton	93	Ogemaw	16
Emmet	36	Ontonagon	4
Genesee	250	Osceola	172
Gladwin	35	Oscoda	9
Gogebic	3	Otsego	28
Grand Traverse	227	Ottawa	588
Gratiot	43	Presque Isle	15
Hillsdale	10	Roscommon	18
Houghton	15	Saginaw	178
Huron	56	Sanilac	37
Ingham	185	Schoolcraft	4
Ionia	117	Shiawassee	48
Iosco	22	St. Clair	136
Iron	1	St. Joseph	34
Isabella	89	Tuscola	58
Jackson	63	Van Buren	66
Kalamazoo	133	Washtenaw	84
Kalkaska	44	Wayne	521
Kent	1,440	Wexford	170
		<b>TOTAL</b>	<b>9,156</b>

Source: Office of Institutional Research & Testing

## FALL 2025 ENROLLMENT BY STATE & BY COUNTRY

### NON-MICHIGAN STUDENTS BY STATE AND TERRITORIES

Alabama	6	Illinois	141	Nebraska	2	Rhode Island	2
Alaska	6	Indiana	70	Nevada	2	South Carolina	3
Arizona	5	Iowa	12	New Hampshire	1	South Dakota	2
Arkansas	2	Kansas	5	New Jersey	7	Tennessee	8
California	19	Kentucky	9	New Mexico	3	Texas	25
Colorado	9	Louisiana	3	New York	10	Utah	1
Connecticut	3	Maine	1	North Carolina	5	Vermont	0
Delaware	0	Maryland	12	North Dakota	4	Virginia	11
District of Columbia	2	Massachusetts	6	Ohio	46	Virgin Islands	0
Florida	46	Minnesota	21	Oklahoma	1	Washington	9
Georgia	14	Mississippi	0	Oregon	0	West Virginia	0
Hawaii	2	Missouri	5	Pennsylvania	8	Wisconsin	33
Idaho	0	Montana	0	Puerto Rico	1	Wyoming	1
						Unidentified	10

**TOTAL 584**

**TOTAL STATES AND TERRITORIES 52**

### INTERNATIONAL STUDENTS BY COUNTRY

<u>Africa</u>	<u>6</u>	<u>Asia</u>	<u>43</u>	<u>Europe</u>	<u>11</u>	<u>North America</u>	<u>59</u>
Ethiopia	2	Afganistan	1	Finland	3	Bahamas	1
Madagascar	1	Azerbaijan	3	German Demo Repub	1	Canada	51
Malawi	1	Bahrain	1	Greece	1	Costa Rica	1
Nigeria	2	China	4	Italy	1	Mexico	5
		India	7	Norway	2	Saint Kitts And Nevis	1
		Japan	3	Spain	1		
		Lebanon	1	Sweden	1		
		Nepal	9	Switzerland	1	<u>South America</u>	<u>3</u>
		Pakistan	1			Brazil	2
		Philippines	1			Ecuador	1
		Saudi Arabia	1				
		South Korea	6				
		Vietnam	5			<u>Unidentified</u>	<u>5</u>

**TOTAL 127**

**TOTAL COUNTRIES 32**

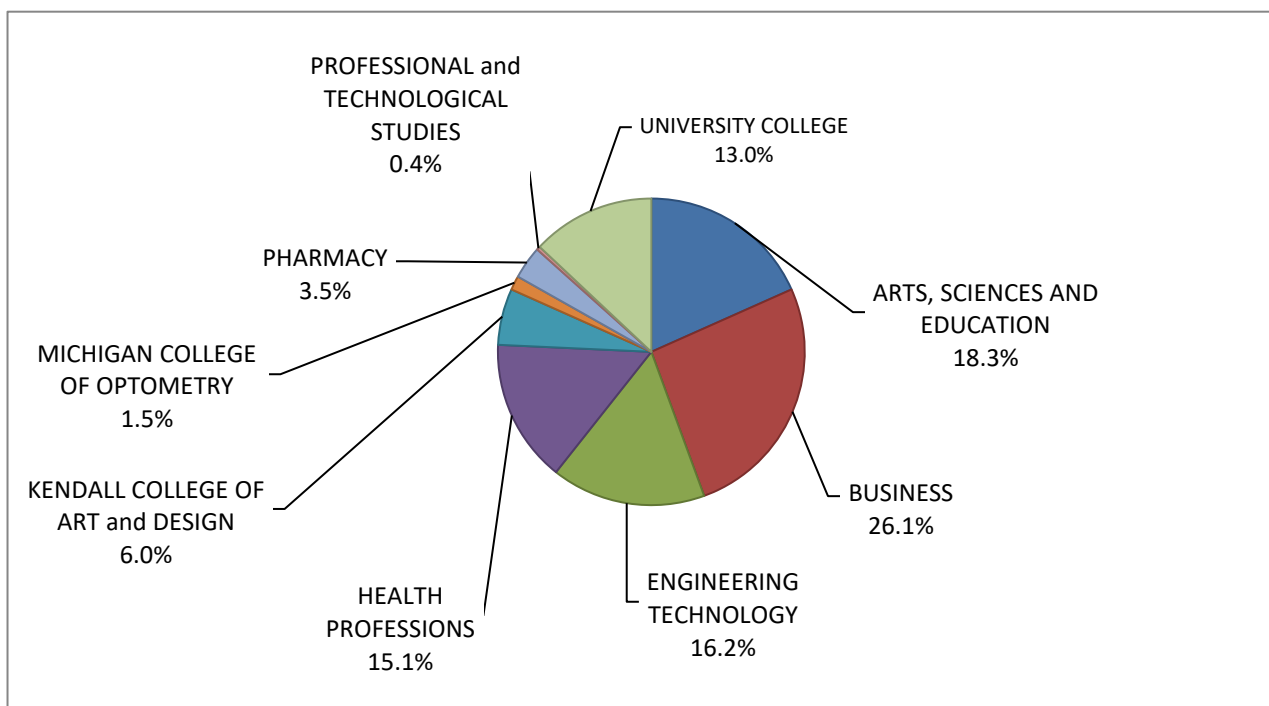
Source: Office of Institutional Research & Testing

## 5-YEAR ENROLLMENT BY COLLEGE FALL SEMESTER

<b><u>COLLEGE</u></b>	<b><u>2021-22</u></b>	<b><u>2022-23</u></b>	<b><u>2023-24</u></b>	<b><u>2024-25</u></b>	<b><u>2025-26</u></b>
ARTS, SCIENCES AND EDUCATION	2,162	2,160	2,084	2,114	1,811
BUSINESS	3,063	2,939	2,834	2,727	2,576
ENGINEERING TECHNOLOGY	1,733	1,660	1,602	1,599	1,605
HEALTH PROFESSIONS	1,434	1,371	1,328	1,411	1,487
KENDALL COLLEGE OF ART & DESIGN	630	565	577	595	590
MICHIGAN COLLEGE OF OPTOMETRY	146	144	144	147	146
PHARMACY	473	437	378	374	343
PROFESSIONAL & TECHNOLOGICAL STUDIES	77	75	51	44	38
UNIVERSITY COLLEGE	643	721	920	948	1,281
<b>TOTAL</b>	<b>10,361</b>	<b>10,072</b>	<b>9,918</b>	<b>9,959</b>	<b>9,877</b>

Source: Office of Institutional Research &amp; Testing

## PERCENT OF STUDENTS BY COLLEGE FALL SEMESTER 2025



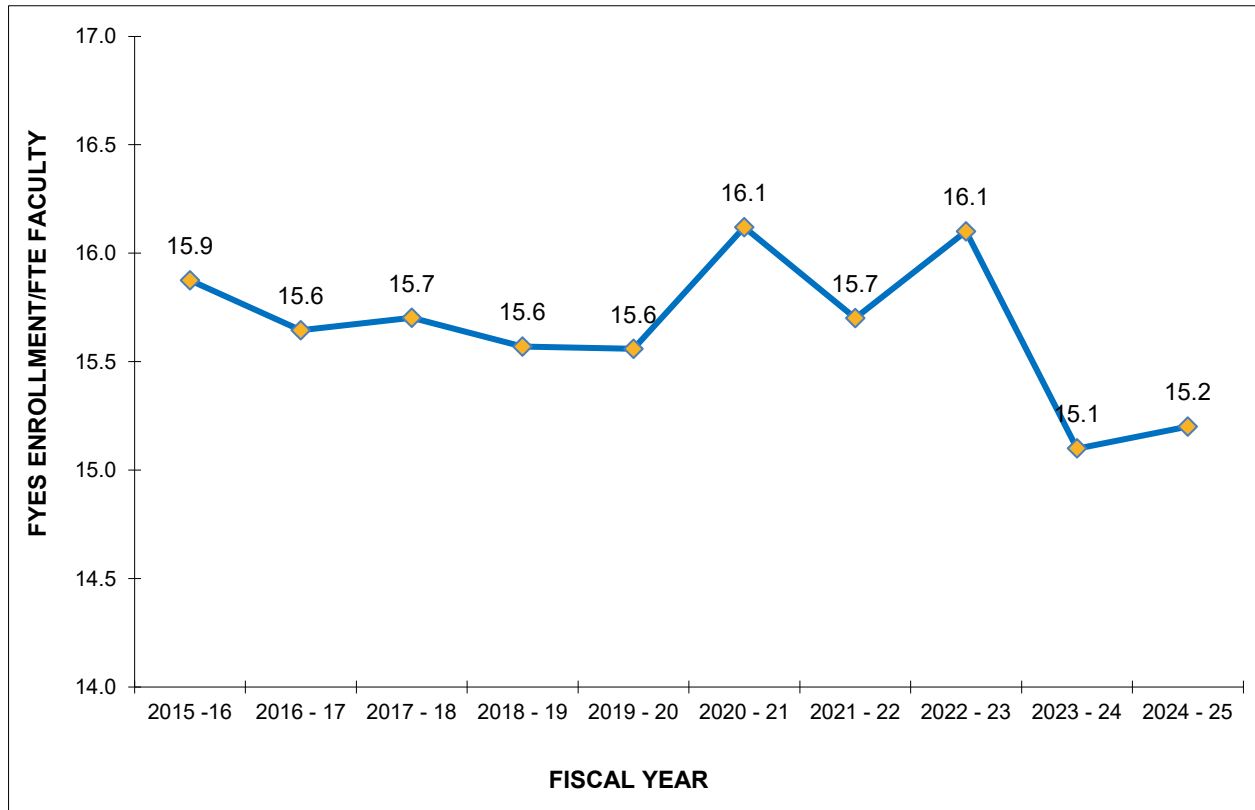
## STUDENT ENROLLMENT BY COLLEGE

ARTS, SCIENCES AND EDUCATION	1,811
BUSINESS	2,576
ENGINEERING TECHNOLOGY	1,605
HEALTH PROFESSIONS	1,487
KENDALL COLLEGE OF ART and DESIGN	590
MICHIGAN COLLEGE OF OPTOMETRY	146
PHARMACY	343
PROFESSIONAL and TECHNOLOGICAL STUDIES	38
UNIVERSITY COLLEGE	1,281
<b>TOTAL</b>	<b>9,877</b>

Source: Office of Institutional Research & Testing

## ENROLLMENT

### **FULL-YEAR EQUATED STUDENT (FYES) ENROLLMENT PER FULL-TIME EQUATED (FTE) FACULTY 2015 - 16 to 2024 - 25**



### **STUDENT - FACULTY RATIO**

	<u>FYES</u>	<u>FTE</u>	<u>RATIO</u>
<b>2015 - 16</b>	12,125	763.79	15.9
<b>2016 - 17</b>	11,636	743.76	15.6
<b>2017 - 18</b>	11,251	716.51	15.7
<b>2018 - 19</b>	10,758	690.98	15.6
<b>2019 - 20</b>	10,195	655.23	15.6
<b>2020 - 21</b>	9,294	576.56	16.1
<b>2021 - 22</b>	8,607	547.32	15.7
<b>2022 - 23</b>	8,480	527.82	16.1
<b>2023 - 24</b>	8,273	547.14	15.1
<b>2024 - 25</b>	8,404	553.67	15.2

Source: State of Michigan HEIDI Database, Budget Office

## ENROLLMENT SUMMARY FALL 2025

	<u>FULL-TIME</u>		<u>PART-TIME</u>		<u>TOTAL</u>
UNDERGRADUATE STUDENTS	6,481	72%	2,499	28%	8,980
GRADUATE STUDENTS	123	33%	247	67%	370
GRADUATE PROFESSIONAL PRACTICE	478	98%	11	2%	489
DOCTORATE STUDENTS	37	97%	1	3%	38
ALL STUDENTS	7,119	72%	2,758	28%	9,877

	<u>MEN</u>		<u>WOMEN</u>		<u>TOTAL</u>
TOTAL FULL-TIME	3,189	45%	3,930	55%	7,119
TOTAL PART-TIME	1,132	41%	1,626	59%	2,758
TOTALS	4,321	44%	5,556	56%	9,877

	<u>FALL 2023</u>	<u>FALL 2024</u>	<u>FALL 2025</u>
FTIAC'S * (First Time In Any College)	1,606	1,689	1,500
DUAL ENROLLED CONTINUING	186	269	720
DUAL ENROLLED FTIAC	631	583	305
READMITS	235	231	211
TRANSFERS	735	720	696
GRAD/PROFESSIONAL ADMIT	271	273	245
CONTINUING	6,249	6,193	6,197
GUEST	5	1	3
TOTAL	9,918	9,959	9,877

<u>NEW FRESHMEN (FTIAC'S)</u>	<u>FALL 2023</u>	<u>FALL 2024</u>	<u>FALL 2025</u>
APPLIED (completed applications)	9,448	12,426	11,885
ADMITTED	7,623	11,362	9,790
ENROLLED	1,606	1,689	1,500
RATIO of ENROLLED to ADMITTED	0.21	0.15	0.15

	<u>FALL 2023</u>	<u>FALL 2024</u>	<u>FALL 2025</u>
TOTAL	9,918	9,959	9,877
ON-LINE	616	648	712
KENDALL	577	595	590
OFF-CAMPUS	835	777	724
BIG RAPIDS	7,890	7,939	7,851
IN RESIDENCE HALLS	2,444	2,452	2,404
IN APARTMENTS	434	422	474
IN SUITES	300	293	286
COMMUTERS	4,712	4,772	4,687

\* Includes all students, F-T, P-T, degree-seeking and non-degree-seeking.

Source: Office of Institutional Research & Testing

# ENROLLMENT

## Enrollment Summary by College On/Off/On-Line/Kendall & Gender

College	Fall 2024			Fall 2025		
	Female	Male	Total	Female	Male	Total
<b>Arts, Sciences and Education</b>	<b>1,539</b>	<b>575</b>	<b>2,114</b>	<b>1,369</b>	<b>442</b>	<b>1,811</b>
On-Campus	1,258	525	1,783	1,030	402	1,432
Off-Campus	212	18	230	214	14	228
On-Line	69	32	101	125	26	151
<b>Business</b>	<b>1,174</b>	<b>1,553</b>	<b>2,727</b>	<b>1,117</b>	<b>1,459</b>	<b>2,576</b>
On-Campus	813	1,240	2,053	782	1,173	1,955
Off-Campus	209	181	390	183	153	336
On-Line	152	132	284	152	133	285
<b>Engineering Technology</b>	<b>221</b>	<b>1,378</b>	<b>1,599</b>	<b>234</b>	<b>1,371</b>	<b>1,605</b>
On-Campus	199	1,217	1,416	218	1,220	1,438
Off-Campus	19	89	108	12	83	95
On-Line	3	72	75	4	68	72
<b>Health Professions</b>	<b>1,280</b>	<b>131</b>	<b>1,411</b>	<b>1,337</b>	<b>150</b>	<b>1,487</b>
On-Campus	1,074	111	1,185	1,139	126	1,265
Off-Campus	37	1	38	56	2	58
On-Line	169	19	188	142	22	164
<b>Kendall College Of Art and Design</b>	<b>455</b>	<b>140</b>	<b>595</b>	<b>459</b>	<b>131</b>	<b>590</b>
Kendall	455	140	595	459	131	590
<b>Michigan College Of Optometry</b>	<b>91</b>	<b>56</b>	<b>147</b>	<b>94</b>	<b>52</b>	<b>146</b>
On-Campus	91	56	147	94	52	146
<b>Pharmacy</b>	<b>239</b>	<b>135</b>	<b>374</b>	<b>216</b>	<b>127</b>	<b>343</b>
On-Campus	239	135	374	216	127	343
<b>Professional &amp; Technological Studies</b>	<b>25</b>	<b>19</b>	<b>44</b>	<b>19</b>	<b>19</b>	<b>38</b>
On-Campus	18	15	33	16	15	31
Off-Campus	7	4	11	3	4	7
<b>University College</b>	<b>528</b>	<b>420</b>	<b>948</b>	<b>711</b>	<b>570</b>	<b>1,281</b>
On-Campus	528	420	948	684	557	1,241
Off-Campus				0	0	0
On-Line				27	13	40
<b>University Total</b>	<b>5,552</b>	<b>4,407</b>	<b>9,959</b>	<b>5,556</b>	<b>4,321</b>	<b>9,877</b>
On-Campus	4,220	3,719	7,939	4,179	3,672	7,851
Off-Campus	484	293	777	468	256	724
On-Line	393	255	648	450	262	712
Kendall	455	140	595	459	131	590

Source: Office of Institutional Research & Testing



## ENROLLMENT SUMMARY BY COLLEGE FALL 2025

### ARTS, SCIENCES and EDUCATION

	<u>FULL-TIME</u>		<u>PART-TIME</u>		<u>TOTAL</u>
UNDERGRADUATE STUDENTS	1,358	81%	311	19%	1,669
GRADUATE STUDENTS	55	39%	87	61%	142
ALL STUDENTS	1,413	78%	398	22%	1,811

	<u>MEN</u>		<u>WOMEN</u>		<u>TOTAL</u>
TOTAL FULL-TIME	358	25%	1,055	75%	1,413
TOTAL PART-TIME	84	21%	314	79%	398
TOTALS	442	24%	1,369	76%	1,811

	<u>FALL 2023</u>	<u>FALL 2024</u>	<u>FALL 2025</u>
FTIAC'S * (First Time In Any College)	369	379	295
READMITS	58	53	37
TRANSFERS	229	278	215
CONTINUING	1,428	1,404	1,264
GUEST	0	0	0
TOTAL	2,084	2,114	1,811

<u>FRESHMEN</u>	<u>FALL 2023</u>	<u>FALL 2024</u>	<u>FALL 2025</u>
APPLIED	3,420	4,137	3,774
ADMITTED	2,785	3,913	3,136

### BUSINESS

	<u>FULL-TIME</u>		<u>PART-TIME</u>		<u>TOTAL</u>
UNDERGRADUATE STUDENTS	1,924	79%	517	21%	2,441
GRADUATE STUDENTS	33	24%	102	76%	135
ALL STUDENTS	1,957	76%	619	24%	2,576

	<u>MEN</u>		<u>WOMEN</u>		<u>TOTAL</u>
TOTAL FULL-TIME	1,129	58%	828	42%	1,957
TOTAL PART-TIME	330	53%	289	47%	619
TOTALS	1,459	57%	1,117	43%	2,576

	<u>FALL 2023</u>	<u>FALL 2024</u>	<u>FALL 2025</u>
FTIAC'S * (First Time In Any College)	492	499	406
READMITS	72	78	70
TRANSFERS	315	252	268
CONTINUING	1,955	1,898	1,832
GUEST	0	0	0
TOTAL	2,834	2,727	2,576

<u>FRESHMEN</u>	<u>FALL 2023</u>	<u>FALL 2024</u>	<u>FALL 2025</u>
APPLIED	2,646	3,523	3,348
ADMITTED	2,170	3,281	2,797

Source: Office of Institutional Research &amp; Testing

\* Includes F-T and P-T FTIACS

## ENROLLMENT SUMMARY BY COLLEGE FALL 2025

### ENGINEERING TECHNOLOGY

	<u>FULL-TIME</u>		<u>PART-TIME</u>		<u>TOTAL</u>
UNDERGRADUATE STUDENTS	1,373	86%	232	14%	1,605
ALL STUDENTS	1,373	86%	234	15%	1,605

	<u>MEN</u>		<u>WOMEN</u>		<u>TOTAL</u>
TOTAL FULL-TIME	1,160	84%	213	16%	1,373
TOTAL PART-TIME	211	91%	21	9%	232
TOTALS	1,371	85%	234	15%	1,605

	<u>FALL 2023</u>	<u>FALL 2024</u>	<u>FALL 2025</u>
FTIAC'S * (First Time In Any College)	296	326	326
READMITS	21	21	20
TRANSFERS	133	119	123
CONTINUING	1,152	1,133	1,136
GUEST	0	0	0
TOTAL	1,602	1,599	1,605

<u>FRESHMEN</u>	<u>FALL 2023</u>	<u>FALL 2024</u>	<u>FALL 2025</u>
APPLIED	1,039	1,392	1,372
ADMITTED	785	1,235	1,094

### HEALTH PROFESSIONS

	<u>FULL-TIME</u>		<u>PART-TIME</u>		<u>TOTAL</u>
UNDERGRADUATE STUDENTS	1,152	81%	268	19%	1,420
GRADUATE STUDENTS	17	25%	50	75%	67
ALL STUDENTS	1,169	79%	318	21%	1,487

	<u>MEN</u>		<u>WOMEN</u>		<u>TOTAL</u>
TOTAL FULL-TIME	121	10%	1,048	90%	1,169
TOTAL PART-TIME	29	9%	289	91%	318
TOTALS	150	10%	1,337	90%	1,487

	<u>FALL 2023</u>	<u>FALL 2024</u>	<u>FALL 2025</u>
FTIAC'S * (First Time In Any College)	276	318	319
READMITS	54	66	50
TRANSFERS	119	127	137
CONTINUING	879	900	981
GUEST	0	0	0
TOTAL	1,328	1,411	1,487

<u>FRESHMEN</u>	<u>FALL 2023</u>	<u>FALL 2024</u>	<u>FALL 2025</u>
APPLIED	1,762	2,398	2,563
ADMITTED	1,426	2,177	2,112

Source: Office of Institutional Research &amp; Testing

\* Includes F-T and P-T FTIACS

## ENROLLMENT SUMMARY BY COLLEGE FALL 2025

### KENDALL COLLEGE OF ART and DESIGN

	<u>FULL-TIME</u>		<u>PART-TIME</u>		<u>TOTAL</u>
UNDERGRADUATE STUDENTS	452	80%	112	20%	564
GRADUATE STUDENTS	18	69%	8	31%	26
ALL STUDENTS	470	80%	120	20%	590

	<u>MEN</u>		<u>WOMEN</u>		<u>TOTAL</u>
TOTAL FULL-TIME	103	22%	367	78%	470
TOTAL PART-TIME	28	23%	92	77%	120
TOTALS	131	22%	459	78%	590

	<u>FALL 2023</u>	<u>FALL 2024</u>	<u>FALL 2025</u>
FTIAC'S * (First Time In Any College)	96	103	80
Dual Enrolled Continuing	14	10	7
Dual Enrolled FTIAC's	35	35	31
READMITS	18	9	9
TRANSFERS	80	65	50
CONTINUING	331	373	412
GUEST	3	0	1
TOTAL	577	595	590

<u>FRESHMEN</u>	<u>FALL 2023</u>	<u>FALL 2024</u>	<u>FALL 2025</u>
APPLIED	216	302	277
ADMITTED	182	230	248

\* Includes F-T and P-T FTIACS

Source: Office of Institutional Research & Testing

## ENROLLMENT SUMMARY BY COLLEGE FALL 2025

MICHIGAN COLLEGE OF OPTOMETRY					
-------------------------------	--	--	--	--	--

	<u>FULL-TIME</u>		<u>PART-TIME</u>		<u>TOTAL</u>
GRADUATE PROFESSIONAL PRACTICE	145	99%	1	1%	146
ALL STUDENTS	145	99%	1	1%	146

	<u>MEN</u>		<u>WOMEN</u>		<u>TOTAL</u>
TOTAL FULL-TIME	51	35%	94	65%	145
TOTAL PART-TIME	1	0%	0	0%	1
TOTALS	52	36%	94	64%	146

	<u>FALL 2023</u>	<u>FALL 2024</u>	<u>FALL 2025</u>
TRANSFERS	38	37	37
CONTINUING	106	110	109
TOTAL	144	147	146

<u>PROFESSIONAL</u>	<u>FALL 2023</u>	<u>FALL 2024</u>	<u>FALL 2025</u>
APPLIED	211	245	47
ADMITTED <sup>1</sup>	73	75	37

PHARMACY					
----------	--	--	--	--	--

	<u>FULL-TIME</u>		<u>PART-TIME</u>		<u>TOTAL</u>
GRADUATE PROFESSIONAL PRACTICE	333	97%	10	3%	343
ALL STUDENTS	333	97%	10	3%	343

	<u>MEN</u>		<u>WOMEN</u>		<u>TOTAL</u>
TOTAL FULL-TIME	122	37%	211	63%	333
TOTAL PART-TIME	5	50%	5	50%	10
TOTALS	127	37%	216	63%	343

	<u>FALL 2023</u>	<u>FALL 2024</u>	<u>FALL 2025</u>
READMITS	0	0	0
TRANSFERS	81	101	73
CONTINUING	297	273	270
GUEST	0	0	0
TOTAL	378	374	343

<u>PROFESSIONAL</u>	<u>FALL 2023</u>	<u>FALL 2024</u>	<u>FALL 2025</u>
APPLIED	273	193	100
ADMITTED <sup>2</sup>	78	101	84

<sup>1</sup> From Optomcas system

<sup>2</sup> From Pharmcas system

\* Includes F-T and P-T FTIACS

Source: Office of Institutional Research & Testing

## ENROLLMENT SUMMARY BY COLLEGE FALL 2025

### PROFESSIONAL & TECHNOLOGICAL STUDIES

	<u>FULL-TIME</u>		<u>PART-TIME</u>		<u>TOTAL</u>
DOCTORATE STUDENTS	37	97%	1	3%	38
ALL STUDENTS	12	32%	2	5%	38

	<u>MEN</u>		<u>WOMEN</u>		<u>TOTAL</u>
TOTAL FULL-TIME	19	51%	18	49%	37
TOTAL PART-TIME	0	1%	1	0%	1
TOTALS	19	50%	19	70%	38

	<u>FALL 2023</u>	<u>FALL 2024</u>	<u>FALL 2025</u>
FTIAC'S * (First Time In Any College)	0	0	0
READMITS	0	0	0
TRANSFERS	0	0	0
CONTINUING	51	44	38
GUEST	0	0	0
TOTAL	51	44	38

<u>FRESHMEN</u>	<u>FALL 2023</u>	<u>FALL 2024</u>	<u>FALL 2025</u>
APPLIED	n/a	n/a	n/a
ADMITTED	n/a	n/a	n/a

### UNIVERSITY COLLEGE

	<u>FULL-TIME</u>		<u>PART-TIME</u>		<u>TOTAL</u>
UNDERGRADUATE STUDENTS	222	17%	1,059	83%	1,281
ALL STUDENTS	222	17%	1,059	83%	1,281

	<u>MEN</u>		<u>WOMEN</u>		<u>TOTAL</u>
TOTAL FULL-TIME	126	57%	96	43%	222
TOTAL PART-TIME	444	42%	615	58%	1,059
TOTALS	570	44%	711	56%	1,281

	<u>FALL 2023</u>	<u>FALL 2024</u>	<u>FALL 2025</u>
FTIAC'S * (First Time In Any College)	77	64	74
Dual Enrolled Continuing	172	259	298
Dual Enrolled FTIAC's	596	548	689
READMITS	12	4	25
TRANSFERS	11	14	38
CONTINUING	50	58	155
GUEST	2	1	2
TOTAL	920	948	1,281

<u>FRESHMEN</u>	<u>FALL 2023</u>	<u>FALL 2024</u>	<u>FALL 2025</u>
APPLIED	364	674	423
ADMITTED	275	526	361

Source: Office of Institutional Research &amp; Testing

\* Includes F-T and P-T FTIACS

## COMPARATIVE FALL ENROLLMENT REPORT BY COLLEGE

## Gender by Degree Level

	<u>WOMEN</u>	<u>MEN</u>	<u>2025 TOTAL</u>	<u>2024 TOTAL</u>
<b>ARTS, SCIENCES AND EDUCATION</b>	<b>1,369</b>	<b>442</b>	<b>1,811</b>	<b>2,114</b>
Associate Degree	322	122	444	517
Bachelor Degree	930	289	1,219	1,431
Master's Degree	106	29	135	132
Certificate - Graduate	1	0	1	1
Certificate - Undergraduate	0	0	0	1
Non-Degree Seeking Undergraduate	4	2	6	25
Non-Degree Seeking Graduate	6	0	6	7
<b>BUSINESS</b>	<b>1,117</b>	<b>1,459</b>	<b>2,576</b>	<b>2,727</b>
Associate Degree	297	285	582	596
Bachelor Degree	742	1,102	1,844	1,981
Master's Degree	69	65	134	137
Certificate - Graduate	0	1	1	2
Certificate - Undergraduate	9	6	15	11
<b>ENGINEERING TECHNOLOGY</b>	<b>234</b>	<b>1,371</b>	<b>1,605</b>	<b>1,599</b>
Associate Degree	132	726	858	826
Bachelor Degree	102	640	742	772
Certificate	0	5	5	1
<b>HEALTH PROFESSIONS</b>	<b>1,337</b>	<b>150</b>	<b>1,487</b>	<b>1,411</b>
Associate Degree	785	59	844	781
Bachelor Degree	485	79	564	532
Master's Degree	58	8	66	83
Certificate - Undergraduate	8	4	12	15
Certificate- Graduate	1	0	1	0
<b>KENDALL</b>	<b>459</b>	<b>131</b>	<b>590</b>	<b>595</b>
Associate Degree	49	16	65	67
Bachelor Degree	360	100	460	458
Master's Degree	16	10	26	25
Non-Degree Seeking Undergraduate	34	5	39	45
<b>OPTOMETRY</b>	<b>94</b>	<b>52</b>	<b>146</b>	<b>147</b>
O.D. Degree	94	52	146	147
<b>PHARMACY</b>	<b>216</b>	<b>127</b>	<b>343</b>	<b>374</b>
Pharm. D. Degree	216	127	343	374
<b>PROFESSIONAL &amp; TECHNOLOGICAL STUDIES</b>	<b>19</b>	<b>19</b>	<b>38</b>	<b>44</b>
Ed.D. Degree	19	19	38	44
<b>UNIVERSITY COLLEGE</b>	<b>711</b>	<b>570</b>	<b>1,281</b>	<b>948</b>
Associate Degree	77	81	158	117
Bachelor Degree	51	57	108	0
Non-Degree Seeking Undergraduate	583	432	1,015	831
<b>TOTAL UNIVERSITY</b>	<b>5,556</b>	<b>4,321</b>	<b>9,877</b>	<b>9,959</b>

Source: Office of Institutional Research &amp; Testing

## ENROLLMENT BY COLLEGE &amp; CLASS LEVEL

College	Fall 2023	Fall 2024	Fall 2025
<b>Arts, Sciences and Education</b>			
Freshmen	503	463	375
Sophomore	373	429	354
Junior	420	404	393
Senior	626	660	547
Graduate	162	158	142

<b>Business</b>			
Freshmen	632	604	495
Sophomore	542	489	516
Junior	534	593	505
Senior	1,005	902	925
Graduate	121	139	135

<b>Engineering Technology</b>			
Freshmen	326	368	353
Sophomore	346	346	344
Junior	335	349	365
Senior	595	536	543

<b>Health Professions</b>			
Freshmen	348	393	419
Sophomore	268	308	328
Junior	215	242	268
Senior	400	385	405
Graduate	97	83	67

<b>Kendall College Of Art and Design</b>			
Freshmen	192	189	164
Sophomore	118	121	109
Junior	99	130	116
Senior	143	130	175
Graduate	25	25	26

## ENROLLMENT BY COLLEGE & CLASS LEVEL

College	Fall 2023	Fall 2024	Fall 2025
<b>Michigan College Of Optometry</b>			
Graduate Professional Practice	144	147	146
<b>Pharmacy</b>			
Graduate Professional Practice	378	374	343
<b>Professional &amp; Technological Studies</b>			
Doctorate	51	44	38
<b>University College</b>			
Freshmen	872	902	1,106
Sophomore	36	40	63
Junior	3	3	27
Senior	9	3	85
<b>University Total</b>			
Freshmen	2,873	2,919	2,912
Sophomore	1,683	1,733	1,714
Junior	1,606	1,721	1,674
Senior	2,778	2,616	2,680
Graduate	405	405	370
Graduate Professional Practice	522	521	489
Doctorate	51	44	38

Source: Office of Institutional Research & Testing



**Ferris State University - Student Enrollment**  
**Degree and Non-Degree Seeking**  
**Fall 2020 - Fall 2025**

	<u>Headcount</u>	<u>FTIAC</u>	<u>Transfer</u>	<u>FTE</u>
<b>Fall 2025</b>				
Degree Seeking	8,811	1,492	934	7,329
Non-Degree Seeking	1,066	8	7	300
<b>Total</b>	<b>9,877</b>	<b>1,500</b>	<b>941</b>	<b>7,629</b>

<b>Fall 2024</b>				
Degree Seeking	9,051	1,683	986	7,492
Non-Degree Seeking	908	6	7	255
<b>Total</b>	<b>9,959</b>	<b>1,689</b>	<b>993</b>	<b>7,747</b>

<b>Fall 2023</b>				
Degree Seeking	9,042	1,601	995	7,454
Non-Degree Seeking	876	5	11	222
<b>Total</b>	<b>9,918</b>	<b>1,606</b>	<b>1,006</b>	<b>7,676</b>

<b>Fall 2022</b>				
Degree Seeking	9,440	1,741	1,060	7,656
Non-Degree Seeking	632	8	18	165
<b>Total</b>	<b>10,072</b>	<b>1,749</b>	<b>1,078</b>	<b>7,821</b>

<b>Fall 2021</b>				
Degree Seeking	9,916	1,402	1,084	7,880
Non-Degree Seeking	445	8	4	108
<b>Total</b>	<b>10,361</b>	<b>1,410</b>	<b>1,088</b>	<b>7,988</b>

<b>Fall 2020</b>				
Degree Seeking	10,802	1,543	1,172	8,583
Non-Degree Seeking	363	1	3	89
<b>Total</b>	<b>11,165</b>	<b>1,544</b>	<b>1,175</b>	<b>8,672</b>

Source: Office of Institutional Research & Testing

**HEADCOUNT ENROLLMENT**  
**By Student Level Full-Time and Part-Time**  
**On/Off/On-Line/Kendall & Gender**  
**FALL 2025**

	<u>FULL-TIME</u>		<u>PART-TIME</u>		<u>TOTAL</u>
<b>UNDERGRADUATE STUDENTS</b>	6,481	72%	2,499	28%	8,980
On-Campus	5,680	79%	1,552	21%	7,232
Off-Campus	229	32%	482	68%	711
On-Line	120	25%	353	75%	473
Kendall	452	80%	112	20%	564
Female	3,517	71%	1,455	29%	4,972
Male	2,964	74%	1,044	26%	4,008

<b>GRADUATE STUDENTS</b>	123	33%	247	67%	370
On-Campus	14	14%	85	86%	99
Off-Campus	2	33%	4	67%	6
On-Line	89	37%	150	63%	239
Kendall	18	69%	8	31%	26
Female	90	35%	165	65%	255
Male	33	29%	82	71%	115

<b>GRADUATE PROFESSIONAL PRACTICE</b>	478	98%	11	2%	489
On-Campus	478	98%	11	2%	489
Off-Campus	0	0%	0	0%	0
On-Line	0	0%	0	0%	0
Kendall	0	0%	0	0%	0
Female	305	98%	5	2%	310
Male	173	97%	6	3%	179

<b>DOCTORATE STUDENTS</b>	37	97%	1	3%	38
On-Campus	30	97%	1	3%	31
Off-Campus	7	100%	0	0%	7
On-Line	0	0%	0	0%	0
Kendall	0	0%	0	0%	0
Female	18	95%	1	5%	19
Male	19	100%	0	0%	19

<b>ALL STUDENTS</b>	7,119	72%	2,758	28%	9,877
On-Campus	6,202	79%	1,649	21%	7,851
Off-Campus	238	33%	486	67%	724
On-Line	209	29%	503	71%	712
Kendall	470	80%	120	20%	590
Female	3,930	71%	1,626	29%	5,556
Male	3,189	74%	1,132	26%	4,321

Source: Office of Institutional Research &amp; Testing

**FTE Enrollment**  
**By Student Level Full-Time and Part-Time**  
**On/Off/On-Line/Kendall & Gender**  
**FALL 2025**

<b>*FTE (Full-Time Equivalency)</b>	<b>FULL-TIME</b>		<b>PART-TIME</b>		<b>TOTAL</b>
<b>UNDERGRADUATE STUDENTS</b>	5,969.13	86.66%	918.81	13.34%	6,887.94
On-Campus	5,278.80	90.86%	531.07	9.14%	5,809.87
Off-Campus	199.53	49.52%	203.40	50.48%	402.93
On-Line	103.33	42.31%	140.87	57.69%	244.20
Kendall	387.47	89.91%	43.47	10.09%	430.94
Female	3,182.07	85.32%	547.47	14.68%	3,729.54
Male	2,787.07	88.24%	371.33	11.76%	3,158.40

<b>GRADUATE STUDENTS</b>	119.76	54.58%	99.67	45.42%	219.43
On-Campus	12.92	27.06%	34.83	72.94%	47.75
Off-Campus	1.67	50.00%	1.67	50.00%	3.34
On-Line	85.17	58.77%	59.75	25.00%	144.92
Kendall	20.00	85.40%	3.42	14.60%	23.42
Female	90.00	56.58%	69.08	70.08%	159.08
Male	29.17	48.82%	30.58	34.42%	59.75

<b>GRADUATE PROFESSIONAL PRACTICE</b>	478.00	97.75%	11.00	2.25%	489.00
On-Campus	478.00	97.75%	11.00	2.25%	489.00
Off-Campus	0.00	0.00%	0.00	0.00%	0.00
On-Line	0.00	0.00%	0.00	0.00%	0.00
Kendall	0.00	0.00%	0.00	0.00%	0.00
Female	305.00	98.39%	5.00	1.61%	310.00
Male	173.00	96.65%	6.00	3.35%	179.00

<b>DOCTORATE STUDENTS</b>	32.38	98.48%	0.50	1.52%	32.88
On-Campus	26.25	98.13%	0.50	1.87%	26.75
Off-Campus	6.13	100.00%	0.00	0.00%	6.13
On-Line	0.00	0.00%	0.00	0.00%	0.00
Kendall	0.00	0.00%	0.00	0.00%	0.00
Female	15.75	96.92%	0.50	3.08%	16.25
Male	16.63	97.08%	0.50	2.92%	17.13

<b>ALL STUDENTS</b>	6,599.27	86.50%	1,029.98	13.50%	7,629.25
On-Campus	5,795.97	90.94%	577.40	9.06%	6,373.37
Off-Campus	207.33	50.27%	205.07	49.73%	412.40
On-Line	188.50	48.44%	200.62	51.56%	389.12
Kendall	407.47	89.68%	46.89	10.32%	454.36
Female	3,592.82	85.24%	622.05	14.76%	4,214.87
Male	3,005.87	88.04%	408.41	11.96%	3,414.28

\*Undergrad SCH's ÷ 15, Grad SCH's ÷ 12, Prof Practice = Headcount, Doctorate SCH's ÷ 8 ( State HEIDI Definition )

In calculating FTE, the whole may not equal the sum of the parts due to rounding.

## COMPARATIVE FALL ENROLLMENT & STUDENT CREDIT HOUR (SCH) PRODUCTION BY SITE

### Student Headcount

*Headcount based on where student enrolled*

### Student Credit Hours

*SCH based on Course Credit Production*

#### Student Site

#### Course Section

<u>Code</u>	<u>Site</u>	<u>Fall 2024</u>	<u>Fall 2025</u>	<u>Code</u>	<u>Site</u>	<u>Fall 2024</u>	<u>Fall 2025</u>
AG	Grand Rapids	252	227	AG	Grand Rapids	1,142	1,276
DL	Lone Star College	11	7	DL	Lone Star College	60	42
EA	Auburn Hills	24	13	EA	Auburn Hills	0	0
EE	Lapeer	0	16	EE	Lapeer	0	135
EF	Flint	65	69	EF	Flint	255	111
EL	Lansing	34	20	EL	Lansing	36	48
EM	Midland/Bay/Saginaw	45	37	EM	Midland/Bay/Saginaw	51	60
EP	Port Huron	17	23	EP	Port Huron	0	0
ER	Warren	38	33	ER	Warren	0	0
EU	Utica/Clinton Township	19	17	EU	Utica/Clinton Township	0	0
EV	Livonia	30	20	EV	Livonia	24	3
EW	Harper Woods	17	13	EW	Wayne/Harper Woods	0	0
K	Kendall	595	590	K	Kendall	6,807	6,674
M	Main Big Rapids	7,099	6,833	M	Main Big Rapids	76,138	72,289
MB	Big Rapids/EIO	840	1018	MB	Big Rapids/EIO	29,946	31,637
MG	Sidney	2	2	MG	Sidney	0	0
MX	Concurrent Enrollment	0	0	MX	Concurrent Enrollment	1,074	1,679
NA	Alpena	3	1	NA	Alpena	0	0
NG	Gaylord	0	1	NG	Gaylord	0	0
NP	Petoskey	0	1	NP	Petoskey	0	0
NS	Scottville	40	57	NS	Scottville	6	42
NT	Traverse City	90	79	NT	Traverse City	187	67
OL	Online	648	712	OL	Online	0	0
OS	Study Away	0	0	OS	Study Away	35	93
WB	Benton Harbor	1	0	WB	Benton Harbor	0	0
WD	Dowagiac	58	64	WD	Dowagiac	0	12
WJ	Jackson	1	2	WJ	Jackson	0	0
WK	Kalamazoo	4	4	WK	Kalamazoo	0	0
WM	Muskegon	26	18	WM	Muskegon	0	0
<b>TOTAL</b>		<b>9,959</b>	<b>9,877</b>	<b>TOTAL</b>		<b>115,761</b>	<b>114,168</b>

Source: Office of Institutional Research & Testing

## STUDENT CREDIT HOURS BY COLLEGE

College	Fall 2021	Fall 2022	Fall 2023	Fall 2024	Fall 2025
<b>Arts, Sciences and Education</b>	<b>49,290</b>	<b>48,981</b>	<b>48,125</b>	<b>49,546</b>	<b>48,121</b>
On-Campus	37,927	35,153	35,819	36,019	33,621
Off-Campus	838	955	665	661	456
Internet	10,525	12,873	11,641	12,866	14,044
<b>Business</b>	<b>26,168</b>	<b>25,382</b>	<b>24,784</b>	<b>24,775</b>	<b>24,063</b>
On-Campus	15,651	14,820	14,439	13,394	12,194
Off-Campus	846	534	351	361	465
Internet	9,671	10,028	9,994	11,020	11,404
<b>Engineering Technology</b>	<b>14,903</b>	<b>14,462</b>	<b>14,284</b>	<b>14,247</b>	<b>14,658</b>
On-Campus	13,539	13,195	13,016	12,929	13,473
Off-Campus	586	353	431	214	283
Internet	778	914	837	1,104	902
<b>Health Professions</b>	<b>9,653</b>	<b>9,139</b>	<b>9,218</b>	<b>8,959</b>	<b>9,861</b>
On-Campus	4,409	4,577	4,636	4,128	4,440
Off-Campus	336	391	328	235	329
Internet	4,908	4,171	4,254	4,596	5,092
<b>Kendall College Of Art and Design</b>	<b>6,683</b>	<b>6,082</b>	<b>6,549</b>	<b>6,807</b>	<b>6,674</b>
Kendall	6,683	6,082	6,549	6,807	6,674
<b>Michigan College Of Optometry</b>	<b>2,288</b>	<b>2,252</b>	<b>2,276</b>	<b>2,305</b>	<b>2,282</b>
On-Campus	2,252	2,215	2,245	2,267	2,245
Off-Campus	0	0	0	0	0
Internet	36	37	31	38	37
<b>Pharmacy</b>	<b>7,259</b>	<b>6,691</b>	<b>5,797</b>	<b>5,733</b>	<b>5,317</b>
On-Campus	7,219	6,631	5,737	5,695	5,213
Internet	40	60	60	38	104
<b>Professional &amp; Technological Studies</b>	<b>515</b>	<b>504</b>	<b>353</b>	<b>290</b>	<b>263</b>
On-Campus	0	0	0	0	0
Off-Campus	515	504	353	290	263
<b>University College</b>	<b>2,527</b>	<b>3,230</b>	<b>3,321</b>	<b>3,099</b>	<b>2,929</b>
On-Campus	2,169	3,165	2,900	2,956	2,572
Off-Campus	6	0	0	0	0
Internet	352	65	421	143	357
<b>University Total</b>	<b>119,286</b>	<b>116,723</b>	<b>114,706</b>	<b>115,761</b>	<b>114,168</b>
On-Campus	<b>89,849</b>	<b>85,838</b>	<b>85,340</b>	<b>84,195</b>	<b>73,758</b>
Off-Campus	<b>3,167</b>	<b>2,797</b>	<b>2,188</b>	<b>1,799</b>	<b>1,796</b>
Internet	<b>28,558</b>	<b>30,340</b>	<b>29,454</b>	<b>32,072</b>	<b>31,940</b>
Kendall	<b>5,294</b>	<b>5,949</b>	<b>5,919</b>	<b>5,656</b>	<b>6,674</b>

Note: SCH based on course section

Source: Office of Institutional Research &amp; Testing

**SCH/FTE/FYES****Student Credit Hours (SCH) Produced By Student Level**

<b><u>Fall Semester</u></b>	<b><u>Undergraduate</u></b>	<b><u>Graduate</u></b>	<b><u>Professional Practice</u></b>	<b><u>Doctorate</u></b>	<b><u>Total</u></b>
2021	106,122	2,762	9,887	515	119,286
2022	104,184	2,774	9,261	504	116,723
2023	103,137	2,800	8,416	353	114,706
2024	104,170	2,943	8,358	290	115,761
2025	103,319	2,633	7,953	263	114,168

**Full-Time Equated Student (FTE) By Student Level**

<b><u>Fall Semester</u></b>	<b><u>Undergraduate</u></b>	<b><u>Graduate</u></b>	<b><u>Professional Practice</u></b>	<b><u>Doctorate</u></b>	<b><u>Total</u></b>
2021	7,075	230	619	64	7,988
2022	6,946	231	581	63	7,821
2023	6,876	233	522	44	7,675
2024	6,945	245	521	36	7,747
2025	6,888	219	489	33	7,629

Source: Office of Institutional Research and Testing

**Full-Year Equated Student (FYES)**

<b><u>Academic Year</u></b>	<b><u>FYES</u></b>
2015/16	12,125
2016/17	11,636
2017/18	11,251
2018/19	10,758
2019/20	10,195
2020/21	9,294
2021/22	8,607
2022/23	8,480
2023/24	8,273
2024/25	8,404

Source: State of Michigan HEIDI Database, Appendix A, Budget Office

## STUDENT CREDIT HOURS

## Student Credit Hours (SCH) Produced By Campus

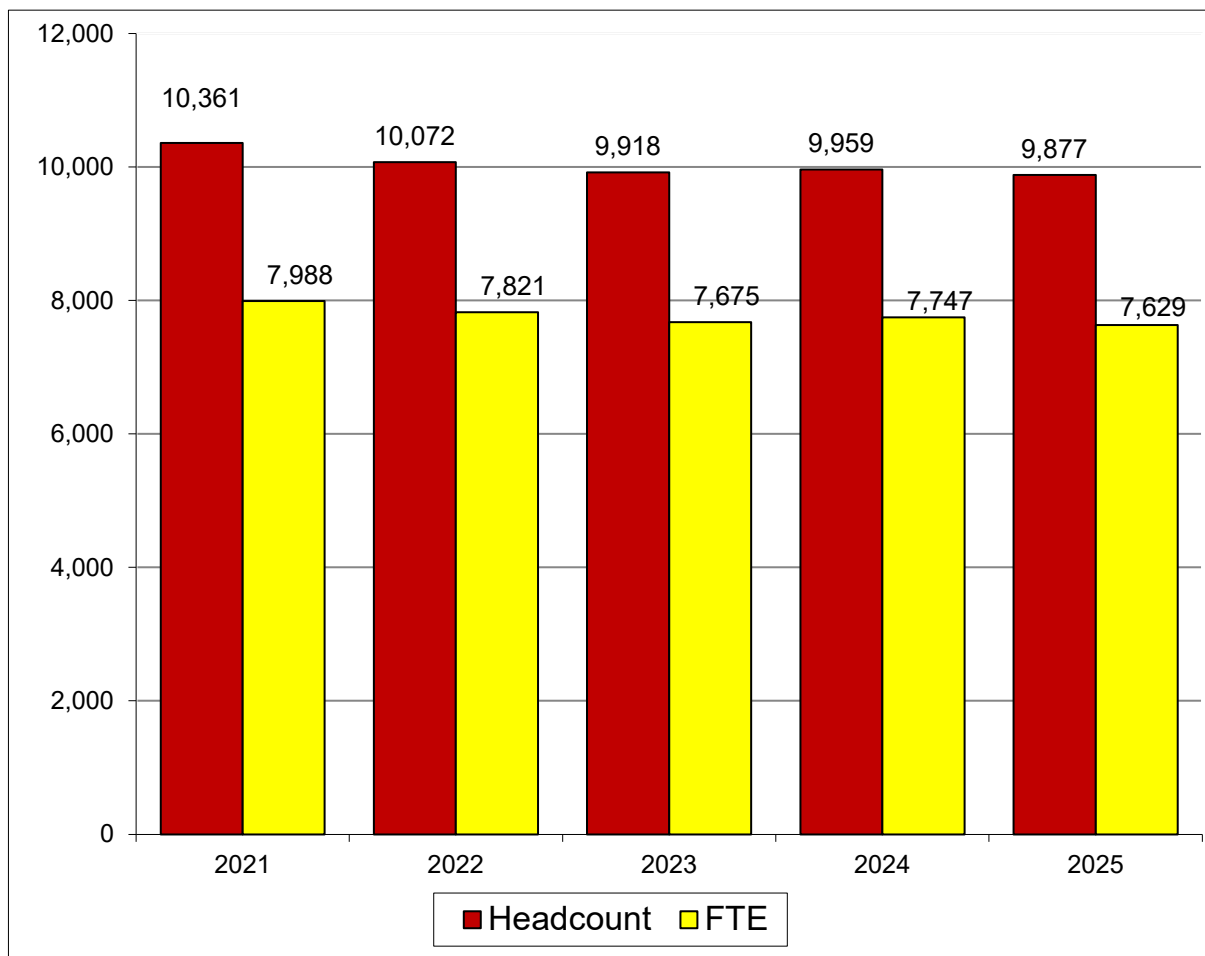
<u>STUDENT CREDIT HOURS</u>	<u>Fall 2023</u>	<u>Fall 2024</u>	<u>Fall 2025</u>	<u>% Difference Fall 24 to Fall 25</u>
BIG RAPIDS	78,791	77,388	73,758	-5%
KENDALL	6,549	6,807	6,674	-2%
OFF-CAMPUS	2,128	1,761	1,796	2%
ON-LINE	27,238	29,805	31,940	7%
TOTAL	114,706	115,761	114,168	-1%

Student Credit Hours (SCH) Produced By Degree Level  
Full-Time/Part-Time

<u>CREDIT HOURS</u>	<u>Fall 2023</u>	<u>Fall 2024</u>	<u>Fall 2025</u>	<u>% Difference Fall 24 to Fall 25</u>
FULL-TIME UNDERGRADUATE	90,056.5	91,038.0	89,537.0	-2%
PART-TIME UNDERGRADUATE	13,080	13,132	13,782	5%
TOTAL UNDERGRADUATE	103,136.5	104,170.0	103,319.0	-1%
FULL-TIME GRADUATE	1,488	1,689	1,437	-15%
PART-TIME GRADUATE	1,312	1,254	1,196	-5%
TOTAL GRADUATE	2,800	2,943	2,633	-11%
FULL-TIME PROFESSIONAL PRACTICE	8,353.0	8,289.0	7,894.5	-5%
PART-TIME PROFESSIONAL PRACTICE	63.5	69.0	58.5	-15%
TOTAL PROFESSIONAL PRACTICE	8,416.5	8,358.0	7,953.0	-5%
FULL-TIME DOCTORATE	350	283	259	-8%
PART-TIME DOCTORATE	3	7	4	-43%
TOTAL DOCTORATE	353	290	263	-9%
TOTAL SCH'S	114,706	115,761	114,168	-1%

Source: Office of Institutional Research and Testing

## TOTAL FALL STUDENT HEADCOUNT COMPARED TO STUDENT FTE



<u>Fall Semester</u>	<u>Student Headcount</u>	<u>Student FTE</u>
2021	10,361	7,988
2022	10,072	7,821
2023	9,918	7,675
2024	9,959	7,747
2025	9,877	7,629

Source: Office of Institutional Research & Testing



## COMPARATIVE FALL ENROLLMENT BY RACE/ETHNIC ORIGIN

	2024 TOTAL		2025 TOTAL		DIFFERENCE
AMERICAN INDIAN OR ALASKAN NATIVE	88	1%	79	1%	-9
ASIAN	181	2%	172	2%	-9
BLACK OR AFRICAN AMERICAN	945	9%	938	9%	-7
HISPANIC OR LATINO	658	7%	651	7%	-7
INTERNATIONAL	141	1%	127	1%	-14
NATIVE HAWAIIAN OR PACIFIC ISLANDER	5	0%	4	0%	-1
TWO OR MORE RACES	253	3%	271	3%	18
WHITE	7,256	73%	6,547	66%	-709
UNREPORTED	432	4%	1,088	11%	656
<b>TOTAL</b>	<b>9,959</b>		<b>9,877</b>		<b>-82</b>

The following definitions are used in determining racial/ethnic designations.

**American Indian or Alaskan Native:**

A person having origins in any of the original peoples of North and South America (including Central America), and who maintains cultural identification through tribal affiliation or community attachment.

**Asian:**

A person having origins in any of the original peoples of the Far East, Southeast Asia, or the Indian Subcontinent including, for example, Cambodia, China, India, Japan, Korea, Malaysia, Pakistan, the Philippine Islands, Thailand, and Vietnam.

**Black or African American:**

A person having origins in any of the black racial groups of Africa.

**Hispanic or Latino:**

A person of Cuban, Mexican, Puerto Rican, Central or South American, or other Spanish culture or origin, regardless of race.

**International:**

A person who is not a citizen of the United States, and who is in this country on a temporary basis and does not have a right to remain indefinitely.

**Native Hawaiian or Pacific Islander:**

A person having origins in any of the original peoples of Hawaii, Guam, Samoa, or other Pacific Island.

**White:**

A person having origins in any of the original peoples of Europe, the Middle East, or North Africa.

Source: Office of Institutional Research & Testing

## ETHNIC DISTRIBUTION BY COLLEGE

### FALL 2025

COLLEGE	American Indian/ Native Alaskan	Asian	Black or African American	Hispanic or Latino	Int'l.	Native Hawaiian or Pacific Islander	Two or More Races	White	Un-reported	Total
<b>Arts, Sciences and Ed</b>										
Female	8	24	147	105	8	0	34	1,003	40	1,369
Male	2	8	67	27	11	0	20	294	13	442
<b>Total</b>	<b>10</b>	<b>32</b>	<b>214</b>	<b>132</b>	<b>19</b>	<b>0</b>	<b>54</b>	<b>1,297</b>	<b>53</b>	<b>1,811</b>
<b>Business</b>										
Female	18	15	141	103	20	0	40	750	30	1,117
Male	9	26	178	93	35	2	39	1,031	46	1,459
<b>Total</b>	<b>27</b>	<b>41</b>	<b>319</b>	<b>196</b>	<b>55</b>	<b>2</b>	<b>79</b>	<b>1,781</b>	<b>76</b>	<b>2,576</b>
<b>Engineering Tech</b>										
Female	2	3	10	26	4	0	0	175	14	234
Male	15	21	52	84	10	1	23	1,110	55	1,371
<b>Total</b>	<b>17</b>	<b>24</b>	<b>62</b>	<b>110</b>	<b>14</b>	<b>1</b>	<b>23</b>	<b>1,285</b>	<b>69</b>	<b>1,605</b>
<b>Health Professions</b>										
Female	14	23	155	100	5	1	43	961	35	1,337
Male	0	3	21	16	2	0	8	95	5	150
<b>Total</b>	<b>14</b>	<b>26</b>	<b>176</b>	<b>116</b>	<b>7</b>	<b>1</b>	<b>51</b>	<b>1,056</b>	<b>40</b>	<b>1,487</b>
<b>Kendall</b>										
Female	0	14	29	44	1	0	21	291	59	459
Male	2	5	13	10	2	0	7	82	10	131
<b>Total</b>	<b>2</b>	<b>19</b>	<b>42</b>	<b>54</b>	<b>3</b>	<b>0</b>	<b>28</b>	<b>373</b>	<b>69</b>	<b>590</b>
<b>Optometry</b>										
Female	1	3	0	2	14	0	0	71	3	94
Male	0	1	1	0	8	0	2	39	1	52
<b>Total</b>	<b>1</b>	<b>4</b>	<b>1</b>	<b>2</b>	<b>22</b>	<b>0</b>	<b>2</b>	<b>110</b>	<b>4</b>	<b>146</b>
<b>Pharmacy</b>										
Female	1	15	6	3	3	0	9	154	25	216
Male	0	6	2	5	4	0	2	100	8	127
<b>Total</b>	<b>1</b>	<b>21</b>	<b>8</b>	<b>8</b>	<b>7</b>	<b>0</b>	<b>11</b>	<b>254</b>	<b>33</b>	<b>343</b>
<b>Professional &amp; Tech Studies</b>										
Female	0	0	3	2	0	0	0	14	0	19
Male	0	0	5	3	0	0	1	10	0	19
<b>Total</b>	<b>0</b>	<b>0</b>	<b>8</b>	<b>5</b>	<b>0</b>	<b>0</b>	<b>1</b>	<b>24</b>	<b>0</b>	<b>38</b>
<b>University College</b>										
Female	3	3	49	14	0	0	7	217	418	711
Male	4	2	59	14	0	0	15	150	326	570
<b>Total</b>	<b>7</b>	<b>5</b>	<b>108</b>	<b>28</b>	<b>0</b>	<b>0</b>	<b>22</b>	<b>367</b>	<b>744</b>	<b>1,281</b>
<b>University Totals</b>										
Total Female	47	100	540	399	55	1	154	3,636	624	5,556
Total Male	32	72	398	252	72	3	117	2,911	464	4,321
<b>Total</b>	<b>79</b>	<b>172</b>	<b>938</b>	<b>651</b>	<b>127</b>	<b>4</b>	<b>271</b>	<b>6,547</b>	<b>1,088</b>	<b>9,877</b>

Source: Office of Institutional Research &amp; Testing

## FALL ENROLLMENT BY PROGRAM

ARTS, SCIENCES AND EDUCATION	2022/23			2023/24			2024/25			2025/26		
	ON	OFF	OL	ON	OFF	OL	ON	OFF	OL	ON	OFF	OL
<b>*COLLEGE OF ARTS, SCIENCES AND EDUCATION</b>												
**Integrative Studies AA	36		6	26		2	22		7	0		0
**Integrative Studies BS	63		37	72	0	48	82		34	0		0
Undeclared	3			0			0			0		
<b>PROGRAM LOCATION TOTAL</b>	<b>102</b>	<b>0</b>	<b>43</b>	<b>98</b>	<b>0</b>	<b>50</b>	<b>104</b>	<b>0</b>	<b>41</b>	<b>0</b>	<b>0</b>	<b>0</b>
<b>DEPARTMENT TOTAL</b>	<b>145</b>			<b>148</b>			<b>145</b>			<b>0</b>		

<b>BIOLOGY</b>												
Biology BS	159			230			260			253		
Biology/Environmental Biology BS	23			10			4			1		
Biology/Forensic Biology BS	23			15			11			2		
Biology/Pre-Dentistry BS	15			3			3			1		
Biology/Pre-Medicine BS	28			13			7			3		
Biology/Pre-Optometry BS	43			17			3			1		
Biology/Pre-Pharmacy BS	3			0			0			0		
Biology/Pre-Physician Assnt. BS	4			2			2			0		
Biology/Pre-Physical Therapy BS	19			10			4			3		
Biology/Pre-Veterinary Medicine BS	15			8			2			2		
Biotechnology BS	31			30			21			16		
Pre-Science AS	118			105			95			76		
<b>PROGRAM LOCATION TOTAL</b>	<b>481</b>	<b>0</b>	<b>0</b>	<b>443</b>	<b>0</b>	<b>0</b>	<b>412</b>	<b>0</b>	<b>0</b>	<b>358</b>	<b>0</b>	<b>0</b>
<b>DEPARTMENT TOTAL</b>	<b>481</b>			<b>443</b>			<b>412</b>			<b>358</b>		

<b>ENGLISH, LITERATURE &amp; WORLD LANGUAGES</b>												
English BA	22			21			13			13		
Journalism & Technical Communication BS	12			13			8			5		
Liberal Arts AA	37			23			25			16		
Spanish for the Professions BS	5			4			4			6		
Technical & Professional Communication BS	6			8			5			3		
Technical & Professional Comm. Multimedia BS	0			1			0			0		
Technical Writing CERT							1			0		
<b>PROGRAM LOCATION TOTAL</b>	<b>82</b>	<b>0</b>	<b>0</b>	<b>70</b>	<b>0</b>	<b>0</b>	<b>56</b>	<b>0</b>	<b>0</b>	<b>43</b>	<b>0</b>	<b>0</b>
<b>DEPARTMENT TOTAL</b>	<b>82</b>			<b>70</b>			<b>56</b>			<b>43</b>		

<b>HUMANITIES</b>												
Applied Speech Communication AA	2			0			0			0		
Communication Studies AA	18			25			29			39		
Communication Studies BS	12			17			14			22		
History BA	14			16			14			16		
Social Justice BS	3			3			1			3		
Sports Communication BS	48			52			56			50		
Sports Communication CERT	0			2			0					
<b>PROGRAM LOCATION TOTAL</b>	<b>97</b>	<b>0</b>	<b>0</b>	<b>115</b>	<b>0</b>	<b>0</b>	<b>114</b>	<b>0</b>	<b>0</b>	<b>130</b>	<b>0</b>	<b>0</b>
<b>DEPARTMENT TOTAL</b>	<b>97</b>			<b>115</b>			<b>114</b>			<b>130</b>		

# FALL ENROLLMENT BY PROGRAM

ARTS, SCIENCES AND EDUCATION	2022/23			2023/24			2024/25			2025/26		
	ON	OFF	OL	ON	OFF	OL	ON	OFF	OL	ON	OFF	OL
<b>MATHEMATICS</b>												
Actuarial Science BS	15			10			9			6		
Applied Mathematics BS	3			2			1			9		
Applied Mathematics/Computer Science BS	16			22			15			3		
Pre-Engineering AS	1			0			2			1		
<b>PROGRAM LOCATION TOTAL</b>	<b>35</b>	<b>0</b>	<b>0</b>	<b>34</b>	<b>0</b>	<b>0</b>	<b>27</b>	<b>0</b>	<b>0</b>	<b>19</b>	<b>0</b>	<b>0</b>
<b>DEPARTMENT TOTAL</b>	<b>35</b>			<b>34</b>			<b>27</b>			<b>19</b>		

<b>PHYSICAL SCIENCES</b>												
Biochemistry BA	1			0			1			0		
Biochemistry BS	13			7			9			7		
Chemistry BA	13			9			7			2		
Industrial Chemistry BS	9			9			12			7		
Industrial Chemistry Technology AAS	3			2			1			0		
Industrial Chemistry Technology CERT	1			0			0			0		
Natural Science AS	1			3			5			4		
Pre-Pharmacy AS	52			8			0			0		
Pre-Pharmacy AAS	71			114			94			83		
<b>PROGRAM LOCATION TOTAL</b>	<b>164</b>	<b>0</b>	<b>0</b>	<b>152</b>	<b>0</b>	<b>0</b>	<b>129</b>	<b>0</b>	<b>0</b>	<b>103</b>	<b>0</b>	<b>0</b>
<b>DEPARTMENT TOTAL</b>	<b>164</b>			<b>152</b>			<b>129</b>			<b>103</b>		

<b>SCHOOL OF EDUCATION</b>												
Adv CTE Administration	1			1			0			1		
Advanced Workforce Development			1			1			0			
Art Education NDCT-K	0			0			0					
Biology Education BS	16			13			10			9		
Busn Mgmt Mktg Tech Teaching BS	5			3			8			5		
Career Tech Education Post Sec Admn MTE	5			3			6			8		
Career Tech Education Train Dev MTE	3			2			3			2		
Career & Technical Education Instructor MTE	16	1		23	0		17	0		16	1	3
Certification English Education NCT				1			1					
Certification Elementary Education NDCT		1		1	0		1	1			2	
Certification Graduate NDCT	18	1		23	0		25	0		5		1
Certification - Math Education NDCT	1			0			0					
Certification Social Studies CERT	0			0			0					
Certification Undergraduate NDCT	2	1		2	1		3	1		1	1	1
Certification-Add Endorsement												1
Chemistry Education BS	1			2			2			4		
Curriculum & Instruction Administrative MED	1			0			0					
Curriculum & Instruction Special Needs MED	11	0		13	0		13	0		12		
Curriculum & Instruction Subject Area MED	4	0		1	0		2	0		3		
Early Childhood Education AAS	22			25			27			22		
Early Childhood Education BS	25	58		18	62		28	74		25	81	1
Educational Leadership MS	13			11			9			7		
Elementary Education BS	136	119		124	87		193	109		114	116	4
English Education BS	26			32			38			35		
Geography Education BS				1			1					

## FALL ENROLLMENT BY PROGRAM

ARTS, SCIENCES AND EDUCATION	2022/23			2023/24			2024/25			2025/26		
	ON	OFF	OL	ON	OFF	OL	ON	OFF	OL	ON	OFF	OL
<b>SCHOOL OF EDUCATION - Continued</b>												
History Education BS	4			1			0					
Mathematics Education BS	17			18			20			23		
Mathematics Education CERT				1			1					
Political Science Education BS	0			0			0					
Pre-Teaching Elementary AA	36			40			46			48		
Pre-Teaching Secondary AA	31			32			32			26		
Pro-Mo-Ted-Technical Education BS			6			23	1		28		1	9
Social Studies Education BS	46	0		53	2		44	4		39	4	
Social Studies/Elementary BS		2			1			0				
Special Education										4		65
Technical Education BS		4	1	1	1	1	1	3	1	2	3	1
<b>PROGRAM LOCATION TOTAL</b>	<b>440</b>	<b>3,542</b>	<b>8</b>	<b>445</b>	<b>154</b>	<b>25</b>	<b>532</b>	<b>192</b>	<b>29</b>	<b>411</b>	<b>209</b>	<b>86</b>
<b>DEPARTMENT TOTAL</b>	<b>3990</b>			<b>624</b>			<b>753</b>			<b>706</b>		

<b>SOCIAL &amp; BEHAVIORAL SCIENCES</b>												
Political Science BS	4			1			0			0		
Psychology AA	71			56			62			57		
Psychology BS	159			153			135			128		
Sociology BA	1			0			0			0		
<b>PROGRAM LOCATION TOTAL</b>	<b>235</b>	<b>0</b>	<b>0</b>	<b>210</b>	<b>0</b>	<b>0</b>	<b>197</b>	<b>0</b>	<b>0</b>	<b>185</b>	<b>0</b>	<b>0</b>
<b>DEPARTMENT TOTAL</b>	<b>235</b>			<b>210</b>			<b>197</b>			<b>185</b>		

<b>SOCIAL WORK</b>												
Master of Social Work MSW	43	30		47	30	6	31	20	31	13	5	65
Social Work AA	82			78			70			72		
Social Work BSW	104	27		105	22		111	18		96	14	
<b>PROGRAM LOCATION TOTAL</b>	<b>229</b>	<b>57</b>	<b>0</b>	<b>230</b>	<b>52</b>	<b>6</b>	<b>212</b>	<b>38</b>	<b>31</b>	<b>181</b>	<b>19</b>	<b>65</b>
<b>DEPARTMENT TOTAL</b>	<b>286</b>			<b>288</b>			<b>281</b>			<b>265</b>		

<b>COLLEGE LOCATION TOTAL</b>	<b>1,865</b>	<b>3,599</b>	<b>51</b>	<b>1,797</b>	<b>206</b>	<b>81</b>	<b>1,783</b>	<b>230</b>	<b>101</b>	<b>1,430</b>	<b>228</b>	<b>151</b>
<b>DEPARTMENT TOTAL</b>	<b>5515</b>			<b>2,084</b>			<b>2,114</b>			<b>1,809</b>		

\*\* Effective Fall 2025, program was moved to University College

Source: Office of Institutional Research & Testing

## FALL ENROLLMENT BY PROGRAM

BUSINESS	2022/23			2023/24			2024/25			2025/26		
	ON	OFF	OL	ON	OFF	OL	ON	OFF	OL	ON	OFF	OL
<b>ACCOUNTANCY, FINANCE &amp; INFORMATION SYSTEMS</b>												
Accountancy AAS	15			12			23			41		
Accountancy BS	44	36		49	31		43	30		52	29	1
Accountancy/Computer Info Systems BS	2			2			2			4		
Accountancy/Finance BS	25			26			23			26		
Advanced Studies Project Mgmt CERT	0		1	0		0	0		0	0		0
Advanced Studies Investment CERT	1			0			0			0		
Artificial Intelligence BS	5			9			13			12		
Business Intelligence CERT									1			0
Computer Information Systems AAS	21			23			22			12		
Computer Information Systems BS	45	21		37	24		34	22		40	18	
Computer Information Technology AAS	5			10			13			3		
Computer Information Technology BS	43	40		34	40		33	26		36	28	
Computerized Business Apps CERT	0			0			1			0		
Cybersecurity CERT	0		1	0		0	0		1	0		0
Digital Forensics/Cybersecurity CERT	1			0			0			0		
Finance BS	56			61			53			58		
Information Security & Intelligence AAS	10			7			10			18		
Information Security & Intelligence BS	113	0	16	100	0	20	79	0	20	75	0	25
Information Security & Intelligence MISI	11		15	14		8	9		8	7		7
Info Sys Assur, Strat, & Gover CERT									1			0
Project Management BS	5		13	10		15	15		16	16		12
Project Management CERT	0		1	0		2	0		1	1		2
<b>PROGRAM LOCATION TOTAL</b>	<b>402</b>	<b>97</b>	<b>47</b>	<b>394</b>	<b>95</b>	<b>45</b>	<b>373</b>	<b>78</b>	<b>48</b>	<b>401</b>	<b>75</b>	<b>47</b>
<b>DEPARTMENT TOTAL</b>	<b>546</b>			<b>534</b>			<b>499</b>			<b>523</b>		

<b>CRIMINAL JUSTICE</b>												
Criminal Justice AA	217			237			226			196		
Criminal Justice Corrections BS	17			14			12			10		
Criminal Justice Generalist BS	88	239		72	181		84	158		66	128	2
Criminal Justice Law Enforcement BS	46	1		36	3		30	1		21	0	
Master of Criminal Justice Adm. MSCJ	29	3		26	2		11	1	5	4	0	16
<b>PROGRAM LOCATION TOTAL</b>	<b>397</b>	<b>243</b>	<b>0</b>	<b>385</b>	<b>186</b>	<b>0</b>	<b>363</b>	<b>160</b>	<b>5</b>	<b>297</b>	<b>128</b>	<b>18</b>
<b>DEPARTMENT TOTAL</b>	<b>640</b>			<b>571</b>			<b>528</b>			<b>443</b>		

<b>MANAGEMENT</b>												
Advanced Study Design/Innovation CERT	1			0			0			0		
Business Admin w/ Professional Tracks BS	14	17	26	19	9	29	9	15	29	12	10	24
Business Administration BS	290	96	94	284	79	94	284	59	84	219	64	62
Business Administration/Aviation BS		4			1			1			2	
Economics BS	1			13			15			18		
General Business AAS	146			174			145			152		
Human Resource Management BS	23	7		26	7		28	8	3	24	6	6
Human Resource Management CERT	1		2	2		1	2		1	0	1	0
Insurance CERT												1
Leadership and Supervision CERT	2		0	1		0	1		0	1		0
Lean Systems CERT												1
Manufacturing Operations Mgmt CERT							1			1		

## FALL ENROLLMENT BY PROGRAM

BUSINESS	2022/23			2023/24			2024/25			2025/26		
	ON	OFF	OL	ON	OFF	OL	ON	OFF	OL	ON	OFF	OL
<b>MANAGEMENT - Continued</b>												
Master of Business Administration MBA	9		32	9		43	4		69	19		70
Operations & Supply Chain Mgmt										2		1
Operations & Supply Management BS	17			14			16			13		1
Real Estate CERT							1					
Risk Management and Insurance BS	16		5	10		5	9		5	7		6
Small Business Management CERT	1			1			1			2		1
<b>PROGRAM LOCATION TOTAL</b>	<b>521</b>	<b>124</b>	<b>159</b>	<b>553</b>	<b>96</b>	<b>172</b>	<b>516</b>	<b>83</b>	<b>191</b>	<b>470</b>	<b>83</b>	<b>173</b>
<b>DEPARTMENT TOTAL</b>	<b>804</b>			<b>821</b>			<b>790</b>			<b>726</b>		

<b>MARKETING</b>												
Advanced Studies in Data Analytics CERT						1	1		1	12		0
Advertising/Integrative Marketing Comm BS	1			0			0			0		
Business Data Analytics BS	18			16			11			0		
Data Science and Analytics BS										2		1
Data Science and Analytics MS			7	6		12	15		13	1		10
Design BS	45			47			43			38		
Direct Marketing CERT	1			0			0			0		
Graphic Communication AAS	9			8			10			16		
Graphic Design BS	13			2			0			0		
Graphic Media Management BS	15			21			22			21		
*Hospitality Management BS				3			18			24		3
Marketing AAS	68		1	73		2	68		5	68		9
Marketing BS	113			101			100			116		
Marketing CERT	1			0			1			1		
*Music & Entertainment Business BS				15			22			22		
*PGA Golf Management BS				21			57			80		
Professional Digital Marketing CERT												1
Professional Sales BS										1		
*Professional Tennis Management BS				6			14			21		
Public Relations BS	13			16			16			9		
*Restaurant & Food Industry Mgmt AAS				4			8			10		
User Interface Design CERT										1		
<b>PROGRAM LOCATION TOTAL</b>	<b>297</b>	<b>0</b>	<b>8</b>	<b>339</b>	<b>0</b>	<b>15</b>	<b>406</b>	<b>0</b>	<b>19</b>	<b>443</b>	<b>0</b>	<b>24</b>
<b>DEPARTMENT TOTAL</b>	<b>305</b>			<b>354</b>			<b>425</b>			<b>467</b>		

<b>SCHOOL OF DIGITAL MEDIA</b>												
Adv Stu in Autonomous Vehicles												1
Digital Animation & Game Design BAS	196	71		193	59		181	56		167	45	
Digital Media AS	59			67			65			57		
Digital Media Software Engineering BS	9	17	14	15	12	16	17	13	17	7	4	8
Professional Esports Production BS				7		2	8		4	8		2
Software Engineering BS										7	1	12
Television & Digital Media Production BS	63			51			52			55		
<b>PROGRAM LOCATION TOTAL</b>	<b>327</b>	<b>88</b>	<b>14</b>	<b>333</b>	<b>71</b>	<b>18</b>	<b>323</b>	<b>69</b>	<b>21</b>	<b>301</b>	<b>50</b>	<b>23</b>
<b>DEPARTMENT TOTAL</b>	<b>429</b>			<b>422</b>			<b>413</b>			<b>374</b>		

## FALL ENROLLMENT BY PROGRAM

BUSINESS	2022/23			2023/24			2024/25			2025/26		
	ON	OFF	OL	ON	OFF	OL	ON	OFF	OL	ON	OFF	OL
<b>SPORTS, ENTERTAINMENT, &amp; HOSPITALITY MANAGEMENT</b>												
*Hospitality Management BS	40	12		22	3		10			2		
*Music & Entertainment Business BS	43			27			13			7		
*PGA Golf Management BS	86			63			44			32		
Professional Brew Management AAS	1			0			0			0		
Professional Esport Production BS	1		1	0		0	0		0	0		0
*Professional Tennis Management BS	20			11			4			2		

<b>SPORTS, ENTERTAINMENT, &amp; HOSPITALITY MANAGEMENT - Continued</b>												
*Restaurant & Food Industry Mgmt AAS	11			5			1			0		
Restaurant & Food Industry Mgmt CERT				1			0			0		
<i>PROGRAM LOCATION TOTAL</i>	<b>202</b>	<b>12</b>	<b>1</b>	<b>129</b>	<b>3</b>	<b>0</b>	<b>72</b>	<b>0</b>	<b>0</b>	<b>43</b>	<b>0</b>	<b>0</b>
<b>DEPARTMENT TOTAL</b>	<b>215</b>			<b>132</b>			<b>72</b>			<b>43</b>		

<i>COLLEGE LOCATION TOTAL</i>	<b>2,146</b>	<b>564</b>	<b>229</b>	<b>2,133</b>	<b>451</b>	<b>250</b>	<b>2,053</b>	<b>390</b>	<b>284</b>	<b>1,955</b>	<b>336</b>	<b>285</b>
<b>DEPARTMENT TOTAL</b>	<b>2,939</b>			<b>2,834</b>			<b>2,727</b>			<b>2,576</b>		

\*Fall 2023 & Fall 2024 Students were enrolled in both the Marketing & Sports, Entertainment & Hospitality Management Departments.

Source: Office of Institutional Research & Testing



## FALL ENROLLMENT BY PROGRAM

ENGINEERING TECHNOLOGY	2022/23			2023/24			2024/25			2025/26		
	ON	OFF	OL	ON	OFF	OL	ON	OFF	OL	ON	OFF	OL
<b>*ARCHITECTURAL TECHNOLOGY &amp; FACILITY MANAGEMENT</b>												
Architectural Technology AAS	92			79			69			0		
Architecture & Sustainability BS	38			37			43			0		
Facilities Management BS	14			9			12			0		
Facilities Management CERT									1			0
<b>PROGRAM LOCATION TOTAL</b>	<b>144</b>	<b>0</b>	<b>0</b>	<b>125</b>	<b>0</b>	<b>0</b>	<b>124</b>	<b>0</b>	<b>1</b>	<b>0</b>	<b>0</b>	<b>0</b>
<b>DEPARTMENT TOTAL</b>	<b>144</b>			<b>125</b>			<b>125</b>			<b>0</b>		

<b>*AUTOMOTIVE</b>												
Automotive Engineering Technology BS	123			137			119			0		
Automotive Management BS	18	0	3	19	0	2	15	0	0	0	0	0
Automotive Management (2+2) BS	7	1	12	8	1	16	4	0	9	0	0	0
Automotive Service Technology AAS	41			49			64			0		
<b>PROGRAM LOCATION TOTAL</b>	<b>189</b>	<b>1</b>	<b>15</b>	<b>213</b>	<b>1</b>	<b>18</b>	<b>202</b>	<b>0</b>	<b>9</b>	<b>0</b>	<b>0</b>	<b>0</b>
<b>DEPARTMENT TOTAL</b>	<b>205</b>			<b>232</b>			<b>211</b>			<b>0</b>		

<b>*CONSTRUCTION TECHNOLOGY &amp; MANAGEMENT</b>												
Building Construction Technology AAS	175			186			216			0		
Civil Eng Tech- Hwy Emphasis AAS	14			9			13			0		
Construction Administration CERT		2			0			0			0	
Construction Management BS	74	8		55	8		71	1		0	0	
<b>PROGRAM LOCATION TOTAL</b>	<b>263</b>	<b>10</b>	<b>0</b>	<b>250</b>	<b>8</b>	<b>0</b>	<b>300</b>	<b>1</b>	<b>0</b>	<b>0</b>	<b>0</b>	<b>0</b>
<b>DEPARTMENT TOTAL</b>	<b>273</b>			<b>258</b>			<b>301</b>			<b>0</b>		

<b>*ELECTRONICS/CNS</b>												
Computer Networks & Systems BS	19			11			9			0		
Electrical/Electronics Engineering Tech BS	17			14			0			0		
Industrial Electronics Technology AAS	39			7			0			0		
Electronic Automation Eng Tech BS							4			0		
Industrial Automation Eng Tech AAS							4			0		
<b>PROGRAM LOCATION TOTAL</b>	<b>75</b>	<b>0</b>	<b>0</b>	<b>32</b>	<b>0</b>	<b>0</b>	<b>17</b>	<b>0</b>	<b>0</b>	<b>0</b>	<b>0</b>	<b>0</b>
<b>DEPARTMENT TOTAL</b>	<b>75</b>			<b>32</b>			<b>17</b>			<b>0</b>		

<b>*HEAVY EQUIPMENT</b>												
Heavy Equipment Service Engineering BS	15			16			15					
Heavy Equipment Technology AAS	59			60			66			0		
<b>PROGRAM LOCATION TOTAL</b>	<b>74</b>	<b>0</b>	<b>0</b>	<b>76</b>	<b>0</b>	<b>0</b>	<b>81</b>	<b>0</b>	<b>0</b>	<b>0</b>	<b>0</b>	<b>0</b>
<b>DEPARTMENT TOTAL</b>	<b>74</b>			<b>76</b>			<b>81</b>			<b>0</b>		

<b>HVACR</b>												
<b>*HVACR</b>												
HVACR Eng. Tech. & Energy Mgmt. BS	41		74	50		61	36		58	0		0
HVACR Technology AAS	58			56			66			0		
<b>PROGRAM LOCATION TOTAL</b>	<b>99</b>	<b>0</b>	<b>74</b>	<b>106</b>	<b>0</b>	<b>61</b>	<b>102</b>	<b>0</b>	<b>58</b>	<b>0</b>	<b>0</b>	<b>0</b>
<b>DEPARTMENT TOTAL</b>	<b>173</b>			<b>167</b>			<b>160</b>			<b>0</b>		

## FALL ENROLLMENT BY PROGRAM

ENGINEERING TECHNOLOGY	2022/23			2023/24			2024/25			2025/26		
	ON	OFF	OL	ON	OFF	OL	ON	OFF	OL	ON	OFF	OL
<b>*MANUFACTURING ENGINEERING TECHNOLOGY</b>												
Basic CNC Programming & Machine Operation CER	1			0			0				0	
Engineering Technology AAS				21			45					
Industrial Technology & Mgmt BAS		67			68			55	7		0	0
Lean Technology	1	1		0	0		0	0		0	0	
Manufacturing Engineering Technology BS	41	50		24	44		17	39		0	0	
Manufacturing Technology AAS	23			33			31			0		
Product Design CERT				1			0					
Quality Technology CERT	0	1		0	0		0	0				
<b>PROGRAM LOCATION TOTAL</b>	<b>66</b>	<b>119</b>	<b>0</b>	<b>79</b>	<b>112</b>	<b>0</b>	<b>93</b>	<b>94</b>	<b>7</b>	<b>0</b>	<b>0</b>	<b>0</b>
<b>DEPARTMENT TOTAL</b>	<b>185</b>			<b>191</b>			<b>194</b>			<b>0</b>		

<b>*MECHANICAL DESIGN</b>												
Mechanical Engineering Technology AAS	84			90			85			0		
Mechanical Engineering Technology BS	60			58			57			0		
Product Design Engineering Technology BS	51	16		46	19		43	13		0	0	
<b>PROGRAM LOCATION TOTAL</b>	<b>195</b>	<b>16</b>	<b>0</b>	<b>194</b>	<b>19</b>	<b>0</b>	<b>185</b>	<b>13</b>	<b>0</b>	<b>0</b>	<b>0</b>	<b>0</b>
<b>DEPARTMENT TOTAL</b>	<b>211</b>			<b>213</b>			<b>198</b>			<b>0</b>		

<b>*PLASTICS &amp; RUBBER</b>												
Plastics Engineering Technology BS	30			26			15					
Plastics/Polymer Eng Tech AAS	35			30			30					
Rubber Engineering Technology BS	2			0			1					
<b>PROGRAM LOCATION TOTAL</b>	<b>67</b>	<b>0</b>	<b>0</b>	<b>56</b>	<b>0</b>	<b>0</b>	<b>46</b>	<b>0</b>	<b>0</b>	<b>0</b>	<b>0</b>	<b>0</b>
<b>DEPARTMENT TOTAL</b>	<b>67</b>			<b>56</b>			<b>46</b>			<b>0</b>		

<b>*SURVEYING</b>												
Surveying Engineering BS	22			18			30			0		
Surveying Technology AAS	8			18			20			0		
<b>PROGRAM LOCATION TOTAL</b>	<b>30</b>	<b>0</b>	<b>0</b>	<b>36</b>	<b>0</b>	<b>0</b>	<b>50</b>	<b>0</b>	<b>0</b>	<b>0</b>	<b>0</b>	<b>0</b>
<b>DEPARTMENT TOTAL</b>	<b>30</b>			<b>36</b>			<b>50</b>			<b>0</b>		

<b>*WELDING ENGINEERING TECHNOLOGY</b>												
Welding Engineering Technology BS	110			94			99			0		
Welding Technology AAS	113			122			117			0		
<b>PROGRAM LOCATION TOTAL</b>	<b>223</b>	<b>0</b>	<b>0</b>	<b>216</b>	<b>0</b>	<b>0</b>	<b>216</b>	<b>0</b>	<b>0</b>	<b>0</b>	<b>0</b>	<b>0</b>
<b>DEPARTMENT TOTAL</b>	<b>223</b>			<b>216</b>			<b>216</b>			<b>0</b>		

## FALL ENROLLMENT BY PROGRAM

ENGINEERING TECHNOLOGY	2022/23			2023/24			2024/25			2025/26		
	ON	OFF	OL	ON	OFF	OL	ON	OFF	OL	ON	OFF	OL
**SCHOOL AUTO & HEAVY EQUIPMENT												
Automotive Engineering Tech BS										96		
Automotive Management BS										11		
Automotive Management (2+2) BS										2		10
Automotive Service CERT										1		
Automotive Service Technology AAS										67		
Heavy Equip Service Eng Tech BS										20		
Heavy Equipment Technology AAS										61		
Heavy Equipment Technology CERT										3		
PROGRAM LOCATION TOTAL	0	0	0	0	0	0	0	0	0	261	0	10
DEPARTMENT TOTAL	0			0			0			271		
**SCHOOL BUILT ENVIRONMENT												
Architectural Technology AAS										77		
Architecture Sustainability BS										36		
Building Construction Tech AAS										211		
Civil Eng Tech - Hwy Emphasis AAS										9		
Construction Management BS										89		
Facility Management BS										15		
HVACR Eng Tech and Enrgy Mgmt BS										34		52
HVACR Technology AAS										66		
Surveying Engineering BS										33		
Surveying Technology AAS										24		
PROGRAM LOCATION TOTAL	0	0	0	0	0	0	0	0	0	594	0	52
DEPARTMENT TOTAL	0			0			0			646		
**SCHOOL DESIGN & MANUFACTURING												
Basic CNC Prog and Mchn Op CERT										1		
Engineering Technology AAS										60		
Industrial Technology and Mgmt BAS											16	4
Manufacturing Engineering Tech BS										23	38	
Manufacturing Technology AAS										31		
Plastics Engineering Tech BS										15		
Plastics Polymer Eng Tech AAS										27		
Welding Engineering Technology BS										102		
Welding Technology AAS										123		
PROGRAM LOCATION TOTAL	0	0	0	0	0	0	0	0	0	382	54	4
DEPARTMENT TOTAL	0			0			0			440		

## FALL ENROLLMENT BY PROGRAM

ENGINEERING TECHNOLOGY	2022/23			2023/24			2024/25			2025/26		
	ON	OFF	OL	ON	OFF	OL	ON	OFF	OL	ON	OFF	OL
<b>**SCHOOL ENGINEERING &amp; COMPUTING</b>												
Computer Networks and Systems BS										6		
Electronics & Automation Eng T BS										3		
Industrial Automation Eng Tech AAS										13		
Industrial Technology and Mgmt BAS											31	6
Mechanical Engineering Tech AAS										89		
Mechanical Engineering Tech BS										55		
Prod Design Engineering Tech BS										35	10	
<i>PROGRAM LOCATION TOTAL</i>	0	0	0	0	0	0	0	0	0	201	41	6
<b>DEPARTMENT TOTAL</b>	0			0			0			248		

<i>COLLEGE LOCATION TOTAL</i>	1,425	146	89	1,383	140	79	1,416	108	75	1,438	95	72
<b>DEPARTMENT TOTAL</b>	1,660			1,602			1,599			1,605		

\* Prior to Fall 2025, program reporting occurred under these former department names

\*\* Beginning Fall 2025, programs were reorganized under these new department name.

Source: Office of Institutional Research & Testing

## FALL ENROLLMENT BY PROGRAM

HEALTH PROFESSIONS	2022/23			2023/24			2024/25			2025/26		
	ON	OFF	OL	ON	OFF	OL	ON	OFF	OL	ON	OFF	OL
<b>DENTAL HYGIENE &amp; PUBLIC HEALTH</b>												
Dental Hygiene AAS	237		22	56		9	25		4	7		1
Dental Hygiene BS			11			8			1			12
Master of Public Health MPH												
Public Health BS	3			0			0			0		
<i>PROGRAM LOCATION TOTAL</i>	<b>240</b>	<b>0</b>	<b>33</b>	<b>56</b>	<b>0</b>	<b>17</b>	<b>25</b>	<b>0</b>	<b>5</b>	<b>7</b>	<b>0</b>	<b>13</b>
<b>DEPARTMENT TOTAL</b>	<b>273</b>			<b>73</b>			<b>30</b>			<b>20</b>		

<b>DIAGNOSTIC, LAB-THERAPEUTIC SCIENCE</b>												
Dental Hygiene AAS	19			193			212			236		
Dental Hygiene BS			4	1		10	0		14	2		13
Diagnostic Medical Sonography AAS	102			134			143			157		
Medical Laboratory Science BS	48			45			36			32		
Medical Laboratory Technology AAS	1			0			0			0		
Nuclear Medicine Technology BS	6	38		21	22		35	2		43	5	
Radiography AAS	92			119			147			166		
Respiratory Care AAS	0			0			0			0		
Respiratory Therapy BS	1		13	0		4	0		0	0		0
Vascular Ultrasound CERT			0			0			0			0
<i>PROGRAM LOCATION TOTAL</i>	<b>269</b>	<b>38</b>	<b>17</b>	<b>513</b>	<b>22</b>	<b>14</b>	<b>573</b>	<b>2</b>	<b>14</b>	<b>636</b>	<b>5</b>	<b>13</b>
<b>DEPARTMENT TOTAL</b>	<b>324</b>			<b>549</b>			<b>589</b>			<b>654</b>		

<b>HEALTH ADMIN &amp; HEALTH INFORMATION</b>												
Allied Health Science AAS	156			158			240			264		
Allied Health Science BS	55		35	48		22	48		20	54		13
Exercise Science BS										16		
Gerontology CERT			1			1			0			0
Health Care Systems Admin BS	47	10		43	6		36	5		34	2	1
Health Information Management BS	23	0	7	19	0	7	9	0	6	14		13
Health Information Technology AAS	14			7			10		4	7		7
Long Term Care CERT	1		20	0		17	0		15			12
Master of Healthcare Admin MHA			41			33			26			23
Master of Public Health MPH			1			4			9			0
<i>PROGRAM LOCATION TOTAL</i>	<b>296</b>	<b>10</b>	<b>105</b>	<b>275</b>	<b>6</b>	<b>84</b>	<b>343</b>	<b>5</b>	<b>80</b>	<b>389</b>	<b>2</b>	<b>69</b>
<b>DEPARTMENT TOTAL</b>	<b>411</b>			<b>365</b>			<b>428</b>			<b>460</b>		

<b>SCHOOL OF NURSING</b>												
Doctor of Nursing Practice DNP			1			6			6			3
Master of Science in Nursing MSN			76			46			41			28
Nursing BS	0	0	52	0	1	39	0	31	42	0	51	38
Nursing BSN	233			249			244			232		
Nursing Education CERT			1			0			0	1		0
<i>PROGRAM LOCATION TOTAL</i>	<b>233</b>	<b>0</b>	<b>130</b>	<b>249</b>	<b>1</b>	<b>91</b>	<b>244</b>	<b>31</b>	<b>89</b>	<b>233</b>	<b>51</b>	<b>69</b>
<b>DEPARTMENT TOTAL</b>	<b>363</b>			<b>341</b>			<b>364</b>			<b>353</b>		

<i>COLLEGE LOCATION TOTAL</i>	<b>1,038</b>	<b>48</b>	<b>285</b>	<b>1,093</b>	<b>29</b>	<b>206</b>	<b>1,185</b>	<b>38</b>	<b>188</b>	<b>1,265</b>	<b>58</b>	<b>164</b>
<b>DEPARTMENT TOTAL</b>	<b>1,371</b>			<b>1,328</b>			<b>1,411</b>			<b>1,487</b>		

Source: Office of Institutional Research &amp; Testing

## FALL ENROLLMENT BY PROGRAM

KENDALL	2022/23			2023/24			2024/25			2025/26		
	KEN	OFF	OL	KEN	OFF	OL	KEN	OFF	OL	KEN	OFF	OL
<b>DESIGN STUDIES</b>												
Collaborative Design BFA	7			8			9			7		
Design AFA	28			39			58			58		
Digital Art and Design BFA	80			97			108			106		
Digital Media BFA	1			0			0			0		
Furniture Design BFA	3			0			0			0		
Graphic Design BFA	85			78			77			66		
Illustration BFA	85			69			69			70		
Industrial Design BFA	5			2			0			0		
Interior Design BFA	49			51			69			75		
Life Sci & Pre-Med Illustration	8			6			10			7		
Master of Architecture MARCH	15			17			19			18		
Master of Arts Design MA	1			2			3			6		
Medical Illustration BFA	7			3			1			0		
Metals/Jewelry Design BFA	2			1			0			0		
Product Design BFA	24			29			19			16		
Special Program NDSP	2			3			0			1		
Visual and Critical Studies	2			0			0			0		
<b>PROGRAM LOCATION TOTAL</b>	<b>404</b>	<b>0</b>	<b>0</b>	<b>405</b>	<b>0</b>	<b>0</b>	<b>442</b>	<b>0</b>	<b>0</b>	<b>430</b>	<b>0</b>	<b>0</b>
<b>DEPARTMENT TOTAL</b>	<b>404</b>			<b>405</b>			<b>442</b>			<b>430</b>		

<b>FINE ARTS/FOUNDATION</b>												
Art Education BFA	4			0			0			0		
Drawing BFA	12			18			4			1		
Fashion Studies BFA	40			41			34			36		
Fine Arts Painting MFA	7			6			3			2		
Painting BFA	9			12			3			2		
Photography BFA	17			21			22			26		
Printmaking BFA	0			0			0			0		
Sculpture/Functional Art BFA	7			8			2			1		
Studio Arts AFA				3			8			6		
Studio Arts BFA				2			23			33		
Undecided BFA	5			7			3			6		
<b>PROGRAM LOCATION TOTAL</b>	<b>101</b>	<b>0</b>	<b>0</b>	<b>118</b>	<b>0</b>	<b>0</b>	<b>102</b>	<b>0</b>	<b>0</b>	<b>113</b>	<b>0</b>	<b>0</b>
<b>DEPARTMENT TOTAL</b>	<b>101</b>			<b>118</b>			<b>102</b>			<b>113</b>		

<b>LIBERAL ARTS &amp; SCIENCES/ARTS HISTORY</b>												
Art History	2			0			1			1		
Art History Academic Option BA	1			3			1			1		
Art History Academic Option BS	1			0			0			0		
Art History Studio Option BA	1			2			4			7		
<b>PROGRAM LOCATION TOTAL</b>	<b>5</b>	<b>0</b>	<b>0</b>	<b>5</b>	<b>0</b>	<b>0</b>	<b>6</b>	<b>0</b>	<b>0</b>	<b>9</b>	<b>0</b>	<b>0</b>
<b>DEPARTMENT TOTAL</b>	<b>5</b>			<b>5</b>			<b>6</b>			<b>9</b>		

<b>Fast Track NDUG</b>	55			49			45					
<b>PROGRAM LOCATION TOTAL</b>	<b>55</b>			<b>49</b>			<b>45</b>			<b>38</b>		
<b>DEPARTMENT TOTAL</b>	<b>55</b>			<b>49</b>			<b>45</b>			<b>38</b>		

<b>COLLEGE LOCATION TOTAL</b>	<b>565</b>	<b>0</b>	<b>0</b>	<b>577</b>	<b>0</b>	<b>0</b>	<b>595</b>	<b>0</b>	<b>0</b>	<b>590</b>	<b>0</b>	<b>0</b>
<b>DEPARTMENT TOTAL</b>	<b>565</b>			<b>577</b>			<b>595</b>			<b>590</b>		

## FALL ENROLLMENT BY PROGRAM

MICHIGAN COLLEGE OF OPTOMETRY	2022/23			2023/24			2024/25			2025/26		
	ON	OFF	OL	ON	OFF	OL	ON	OFF	OL	ON	OFF	OL
<b>OPTOMETRY</b>												
Optometry OD	144			144			147			146		
<i>PROGRAM LOCATION TOTAL</i>	144	0	0	144	0	0	147	0	0	146	0	0
<b>DEPARTMENT TOTAL</b>	144			144			147			146		

<i>COLLEGE LOCATION TOTAL</i>	144	0	0	144	0	0	147	0	0	146	0	0
<b>DEPARTMENT TOTAL</b>	144			144			147			146		

## FALL ENROLLMENT BY PROGRAM

PHARMACY	2022/23			2023/24			2024/25			2024/25		
	ON	OFF	OL	ON	OFF	OL	ON	OFF	OL	ON	OFF	OL
<b>PHARMACY</b>												
Pharmacy PD	437			378			374			343		
<i>PROGRAM LOCATION TOTAL</i>	437	0	0	378	0	0	374	0	0	343	0	0
<b>DEPARTMENT TOTAL</b>	437			378			374			343		

<i>COLLEGE LOCATION TOTAL</i>	437	0	0	378	0	0	374	0	0	343	0	0
<b>DEPARTMENT TOTAL</b>	437			378			374			343		

## FALL ENROLLMENT BY PROGRAM

PROFESSIONAL & TECHNOLOGICAL STUDIES	2022/23			2023/24			2024/25			2024/25		
	ON	OFF	OL	ON	OFF	OL	ON	OFF	OL	ON	OFF	OL
<b>COLLEGE OF PROFESSIONAL &amp; TECHNOLOGICAL STUDIES</b>												
Community College Leadership EDD	46	29		42	9		33	11		31	7	
<i>PROGRAM LOCATION TOTAL</i>	46	29	0	42	9	0	33	11	0	31	7	0
<b>DEPARTMENT TOTAL</b>	75			51			44			38		

<i>COLLEGE LOCATION TOTAL</i>	46	29	0	42	9	0	33	11	0	31	7	0
<b>DEPARTMENT TOTAL</b>	75			51			44			38		

Source: Office of Institutional Research &amp; Testing

## FALL ENROLLMENT BY PROGRAM

UNIVERSITY COLLEGE	2022/23			2023/24			2024/25			2025/26		
	ON	OFF	OL	ON	OFF	OL	ON	OFF	OL	ON	OFF	OL
<b>DEVELOPMENTAL PROGRAM &amp; CURRICULUM</b>												
Community Leadership AA	1			0			18			0		
General Studies AA	172			124			99			30		
Ready For Life Academy NDUG	11			11			15			12		
<i>PROGRAM LOCATION TOTAL</i>	<b>184</b>	<b>0</b>	<b>0</b>	<b>135</b>	<b>0</b>	<b>0</b>	<b>132</b>	<b>0</b>	<b>0</b>	<b>42</b>	<b>0</b>	<b>0</b>
<b>DEPARTMENT TOTAL</b>	<b>184</b>			<b>135</b>			<b>132</b>			<b>42</b>		

<b>UNIVERSITY COLLEGE</b>												
Fast Track NDUG	521			768			807			987		
Non-Degree Undergraduate NDUG	16			17			9			16		
**Interdisciplinary Studies AA										23		3
** Interdisciplinary Studies BS										73		37
General Studies AA										102		
<i>PROGRAM LOCATION TOTAL</i>	<b>537</b>	<b>0</b>	<b>0</b>	<b>785</b>	<b>0</b>	<b>0</b>	<b>816</b>	<b>0</b>	<b>0</b>	<b>1,201</b>	<b>0</b>	<b>40</b>
<b>DEPARTMENT TOTAL</b>	<b>537</b>			<b>785</b>			<b>816</b>			<b>1,241</b>		

<i>COLLEGE LOCATION TOTAL</i>	<b>721</b>	<b>0</b>	<b>0</b>	<b>920</b>	<b>0</b>	<b>0</b>	<b>948</b>	<b>0</b>	<b>0</b>	<b>1,243</b>	<b>0</b>	<b>40</b>
<b>DEPARTMENT TOTAL</b>	<b>721</b>			<b>920</b>			<b>948</b>			<b>1,283</b>		

*\*\* Effective Fall 2025, program was moved from College of Arts, Science and Education*

Source: Office of Institutional Research & Testing



**First Time in Any College (FTIAC) Student Profile**  
**Fall Enrollment**

Total FTIAC										
	2016	2017	2018	2019	2020	2021	2022	2023	2024	2025
<b>Total</b>	1,834	1,827	1,888	1,897	1,544	1,410	1,749	1,606	1,689	1,500

FTIAC by Gender										
	2016	2017	2018	2019	2020	2021	2022	2023	2024	2025
<b>Female</b>	961	937	1,012	996	826	709	974	872	954	827
<b>Male</b>	873	890	876	901	718	701	775	734	735	673

FTIAC by Ethnicity										
	2016	2017	2018	2019	2020	2021	2022	2023	2024	2025
<b>American Indian/Alsk Nat</b>	7	7	8	10	9	4	25	17	11	9
<b>Asian</b>	35	24	19	15	13	14	24	21	13	14
<b>Black</b>	161	169	198	238	178	124	209	241	264	214
<b>Hispanic</b>	112	121	136	134	94	99	122	119	129	138
<b>International</b>	25	22	24	16	10	19	20	21	23	12
<b>Native Hawaiian/Pac Isla</b>	1	1	3	0	0	1	0	2	0	0
<b>Two or More Races</b>	84	83	97	86	70	36	31	42	36	63
<b>White</b>	1,396	1,384	1,396	1,390	1,161	1,060	1,246	1,082	1,145	1,000
<b>Unreported</b>	13	16	7	8	9	53	72	61	68	50

FTIAC by Full-Time and Part-Time										
	2016	2017	2018	2019	2020	2021	2022	2023	2024	2025
<b>Full-Time</b>	1,792	1,778	1,839	1,872	1,496	1,359	1,706	1,576	1,658	1,468
<b>Part-Time</b>	42	49	49	25	48	51	43	30	31	32

FTIAC by Campus										
	2016	2017	2018	2019	2020	2021	2022	2023	2024	2025
<b>On-Campus</b>	1,671	1,696	1,766	1,810	1,459	1,341	1,652	1,499	1,570	1,413
<b>Off-Campus</b>	21	23	23	14	6	5	9	9	9	2
<b>On-Line</b>	0	1	0	0	3	3	8	2	7	5
<b>Kendall</b>	142	107	99	73	76	61	80	96	103	80

FTIAC by Average HSGPA, ACT and SAT										
	2016	2017	2018	2019	2020	2021	2022	2023	2024	2025
<b>HSGPA</b>	3.26	3.27	3.27	3.30	3.33	3.33	3.31	3.27	3.30	3.35
<b>ACT COMP</b>	21.85	22.26	22.54	21.98	22.13	22.68	21.53	21.05	22.50	22.00
<b>SAT Total**</b>		1,056.52	1,055.57	1,050.60	1,044.83	1,046.61	1,037.13	1,011.52	1,015.54	1,012.05
<b>SAT Math**</b>		537.20	534.48	525.43	521.17	516.89	516.15	513.20	518.85	500.11
<b>SAT Read/Write**</b>		522.84	525.39	530.08	527.56	530.95	523.90	498.70	497.31	512.45

\*\*Fall 2017 SAT became Michigan's required test for high school students.

**First Time in Any College (FTIAC) Student Profile**  
**Fall Enrollment by Michigan County**

<b>MI County</b>	<b>2021</b>	<b>2022</b>	<b>2023</b>	<b>2024</b>	<b>2025</b>
Alcona	3	0	1	0	3
Alger	1	3	2	0	2
Allegan	25	38	32	25	24
Alpena	3	0	6	2	3
Antrim	5	8	7	13	10
Arenac	2	2	2	4	2
Baraga	0	1	1	1	0
Barry	18	21	20	17	9
Bay	7	17	11	14	6
Benzie	9	3	7	1	2
Berrien	20	18	17	23	11
Branch	3	2	3	0	4
Calhoun	10	16	10	12	13
Cass	1	9	3	7	7
Charlevoix	11	7	6	6	5
Cheboygan	3	10	10	6	6
Chippewa	11	17	13	11	5
Clare	7	8	6	6	10
Clinton	18	19	16	20	27
Crawford	1	3	3	4	0
Delta	4	4	1	5	4
Dickinson	2	6	1	5	3
Eaton	21	20	15	7	9
Emmet	8	10	4	8	7
Genesee	32	38	33	48	43
Gladwin	8	4	3	8	13
Gogebic	0	1	1	0	0
Grand Traverse	24	23	19	11	19
Gratiot	7	12	10	14	12
Hillsdale	3	8	5	1	5
Houghton	2	4	3	0	3
Huron	12	5	17	15	7
Ingham	25	22	18	14	16
Ionia	23	24	19	16	28
Iosco	8	3	6	2	4
Iron	0	0	0	1	0
Isabella	10	17	20	15	17
Jackson	16	14	10	15	6
Kalamazoo	27	20	25	26	26
Kalkaska	4	4	7	6	3
Kent	203	229	225	254	177
Keweenaw	0	0	0	0	0

**First Time in Any College (FTIAC) Student Profile**  
**Fall Enrollment by Michigan County**

<b>MI County cont.</b>	<b>2021</b>	<b>2022</b>	<b>2023</b>	<b>2024</b>	<b>2025</b>
Lake	5	7	13	10	2
Lapeer	9	9	16	6	3
Leelanau	3	4	6	1	1
Lenawee	0	5	7	8	4
Livingston	15	23	21	15	25
Luce	1	2	4	0	0
Mackinac	3	1	3	3	5
Macomb	36	77	44	57	61
Manistee	9	13	9	8	3
Marquette	4	2	6	2	2
Mason	6	13	6	12	11
Mecosta	66	53	52	60	71
Menominee	0	1	0	0	0
Midland	10	13	14	14	23
Missaukee	9	11	13	17	9
Monroe	3	6	7	6	6
Montcalm	33	50	30	47	26
Montmorency	3	1	1	1	2
Muskegon	44	78	77	60	62
Newaygo	36	43	53	58	88
Oakland	75	77	63	54	67
Oceana	19	23	10	19	13
Ogemaw	0	1	5	2	3
Ontonagon	1	1	1	0	0
Osceola	33	34	31	32	23
Oscoda	1	4	2	3	1
Otsego	4	5	5	7	5
Ottawa	85	117	108	101	107
Presque Isle	2	3	1	2	3
Roscommon	6	4	2	4	3
Saginaw	26	36	33	27	19
Sanilac	6	13	9	9	4
Schoolcraft	1	4	0	2	0
Shiawassee	11	11	7	13	3
St. Clair	8	17	12	17	14
St. Joseph	5	7	2	8	3
Tuscola	11	14	8	13	12
Van Buren	11	8	11	19	6
Washtenaw	14	20	20	14	15
Wayne	67	103	134	155	124
Wexford	20	23	27	26	13
<b>Total</b>	<b>1,298</b>	<b>1,607</b>	<b>1,491</b>	<b>1,555</b>	<b>1,393</b>

**First Time in Any College (FTIAC) Student Profile**  
**Fall Enrollment by Top 20 High Schools and Top 20 Majors**

High School	2025
Big Rapids High School	47
Fremont High School	25
Grant High School	24
Newaygo High School	24
Grand Haven High School	20
Grandville High School	16
Rockford Senior High School	16
Sparta High School	16
Hudsonville High School	14
West Ottawa High School	14
Jenison High School	13
Zeeland East High School	13
White Cloud High School	12
Morley Stanwood High School	11
Reed City High School	11
Saint Johns High School	11
Forest Hills Northern High School	10
Loy Norrix High School	10
Midland High School	10
Muskegon High School	10

Major	2025
Criminal Justice	78
Allied Health Science	77
Dental Hygiene	76
Biology	65
General Studies	61
General Business	58
Building Construction Tech	58
Diagnostic Medical Sonography	54
Marketing	48
Welding Technology	47
Nursing - BSN	46
Engineering Technology	44
Radiography	43
Pre-Pharmacy	38
Psychology	38
Business Administration	37
Pre-Science	34
Architectural Technology	32
Mechanical Engineering	31
Social Work	30

**First Time in Any College (FTIAC) Student Profile**  
**Fall Enrollment by States and Countries**

State	2025
Alaska	1
Alabama	1
California	1
Colorado	2
Connecticut	2
Florida	12
Georgia	1
Iowa	2
Illinois	23
Indiana	15
Kansas	1
Kentucky	3
Louisiana	1
Massachusetts	1
Maryland	3
Michigan	1,393

State	2025
Minnesota	2
Missouri	1
North Dakota	1
Ohio	9
Oklahoma	1
Tennessee	1
Virginia	4
Washington	1
Wisconsin	6

Country	2025
Brazil	1
Canada	3
China	1
Nepal	6
Vietnam	1

### Transfer Student Profile Fall Enrollment

Total Transfer										
	2016	2017	2018	2019	2020	2021	2022	2023	2024	2025
Total	1,391	1,253	1,232	1,123	897	840	795	735	720	696

Transfer by Gender										
	2016	2017	2018	2019	2020	2021	2022	2023	2024	2025
Female	714	657	655	579	465	455	448	392	422	393
Male	677	596	577	544	432	385	347	343	298	303

Transfer by Ethnicity										
	2016	2017	2018	2019	2020	2021	2022	2023	2024	2025
American Indian/Alsk Nat	10	11	3	9	5	4	11	9	8	5
Asian	26	17	24	19	19	16	14	23	19	20
Black	108	105	107	86	70	66	52	54	68	72
Hispanic	71	85	68	66	57	61	47	59	54	52
International	26	36	29	22	9	10	8	13	5	25
Native Hawaiian/Pac Isla	2	1	0	1	1	0	2	0	1	0
Two or More Races	35	52	43	51	33	36	18	19	19	25
White	1,103	931	946	850	695	626	618	535	514	475
Unreported	10	15	12	19	8	21	25	23	32	22

Transfer by Full-Time and Part-Time										
	2016	2017	2018	2019	2020	2021	2022	2023	2024	2025
Full-Time	828	745	724	637	541	524	547	522	471	474
Part-Time	563	508	508	486	356	316	248	213	249	222

Transfer by Campus										
	2016	2017	2018	2019	2020	2021	2022	2023	2024	2025
On-Campus	706	647	633	578	481	486	470	405	454	411
Off-Campus	428	396	392	352	256	220	190	167	143	130
On-Line	155	131	125	134	106	75	79	93	67	114
Kendall	102	79	82	59	54	59	56	70	56	41

Transfer by Average HSGPA, ACT and SAT										
	2016	2017	2018	2019	2020	2021	2022	2023	2024	2025
HSGPA	3.12	3.10	3.13	3.17	3.22	3.29	3.30	3.28	3.29	3.31
ACT COMP	20.91	20.85	20.55	20.58	20.37	20.15	20.39	20.28	19.44	20.68
SAT Total**		1,030.00	1,048.10	1,047.26	1,054.19	1,056.58	1,035.97	1,059.52	1,030.82	1,024.38
SAT Math**		490.00	518	519.44	533.18	526.16	513.34	523.23	526.98	501.75
SAT Read/Write**		540.00	533	530.20	524.08	534.17	525.16	537.14	504.90	523.41

\*\*Fall 2017 SAT became Michigan's required test for high school students.

**Transfer Student Profile**  
**Fall Enrollment by Michigan County**

<b>MI County</b>	<b>2021</b>	<b>2022</b>	<b>2023</b>	<b>2024</b>	<b>2025</b>
Alcona	0	0	1	0	0
Alger	0	0	0	0	0
Allegan	10	3	10	6	5
Alpena	4	5	2	3	3
Antrim	7	6	7	3	4
Arenac	0	0	1	2	0
Baraga	0	1	0	0	0
Barry	4	7	7	2	2
Bay	13	8	13	6	4
Benzie	4	3	2	2	4
Berrien	15	13	22	13	14
Branch	3	2	2	1	0
Calhoun	8	4	6	6	7
Cass	16	11	1	11	9
Charlevoix	6	6	6	4	4
Cheboygan	3	1	3	5	1
Chippewa	2	0	1	2	2
Clare	5	2	9	2	3
Clinton	7	13	8	4	7
Crawford	1	0	1	0	0
Delta	2	0	1	0	0
Dickinson	3	0	0	2	0
Eaton	15	3	7	7	8
Emmet	3	5	2	4	2
Genesee	27	26	23	22	16
Gladwin	1	3	1	1	1
Gogebic	1	0	0	0	0
Grand Traverse	25	27	19	33	20
Gratiot	2	3	5	2	0
Hillsdale	0	0	2	1	1
Houghton	1	1	2	2	2
Huron	0	0	0	1	3
Ingham	20	18	11	17	15
Ionia	12	9	13	10	7
Iosco	0	1	1	2	4
Iron	1	0	0	0	0
Isabella	5	9	4	10	10
Jackson	8	8	1	8	8
Kalamazoo	11	13	11	8	11
Kalkaska	2	4	1	3	4
Kent	149	150	132	108	110
Lake	2	1	1	2	1

**Transfer Student Profile**  
**Fall Enrollment by Michigan County**

<b>MI County cont.</b>	<b>2021</b>	<b>2022</b>	<b>2023</b>	<b>2024</b>	<b>2025</b>
Lapeer	6	6	5	6	5
Leelanau	6	4	2	4	5
Lenawee	4	0	3	2	5
Livingston	10	6	5	13	5
Luce	0	0	0	0	1
Mackinac	0	1	0	1	0
Macomb	31	35	22	26	22
Manistee	8	14	2	5	5
Marquette	1	1	4	1	1
Mason	9	14	14	16	12
Mecosta	16	23	25	21	24
Menominee	1	0	0	0	1
Midland	10	10	9	5	4
Missaukee	1	2	1	2	0
Monroe	1	2	1	0	3
Montcalm	22	20	10	21	17
Montmorency	0	0	0	2	1
Muskegon	35	32	35	38	35
Newaygo	8	15	21	16	15
Oakland	36	36	23	35	24
Oceana	8	4	7	3	7
Ogemaw	1	0	2	0	2
Ontonagon	0	0	0	0	1
Osceola	4	9	9	3	3
Oscoda	3	1	0	0	0
Otsego	3	2	0	2	2
Ottawa	40	40	36	30	30
Presque Isle	2	1	0	1	1
Roscommon	1	2	0	2	2
Saginaw	17	15	17	18	13
Sanilac	1	2	0	3	2
Schoolcraft	0	0	0	0	0
Shiawassee	12	3	8	0	3
St. Clair	7	12	12	16	11
St. Joseph	3	3	6	3	2
Tuscola	3	2	3	6	3
Van Buren	5	10	5	12	5
Washtenaw	3	3	5	8	4
Wayne	48	35	27	29	30
Wexford	13	10	6	4	9
<b>Total</b>	<b>777</b>	<b>741</b>	<b>664</b>	<b>669</b>	<b>607</b>

**Transfer Student Profile**  
**Fall Enrollment by Top 20 Majors, States and Country**

Major	2025
Business Administration	45
Criminal Justice - Generalists	38
Special Education	27
Radiography	24
Elementary Education	21
Allied Health Science	20
Building Construction Tech	20
HVACR Eng Tech & Energy Mgt	18
Integrative Studies	17
Dental Hygiene	17
Digital Animation Game Design	17
Early Childhood Education	17
General Studies	16
Accountancy	16
Biology	15
Social Work	15
Nursing	13
Diagnostic Medical Sonography	13
Info Security & Intelligence	12
Psychology	10

State	2025
Alabama	3
Arkansas	1
Arizona	1
California	5
Colorado	2
Florida	3
Georgia	2
Illinois	18
Indiana	4
Maryland	1
Michigan	606
Minnesota	2
Missouri	2
North Dakota	1
New Jersey	1
New York	2
Ohio	4
Pennsylvania	1
South Carolina	2
Tennessee	1
Texas	3
Washington	3
Wisconsin	2

Country	2025
Canada	7
China	1
Egypt	1
Finland	3
India	1
Japan	3
South Korea	3
Malawi	1
Pakistan	1
Spain	1
United State	2
Vietnam	1



**Graduate/Graduate Professional Admits Profile**  
**Fall Enrollment**

Total Graduate/Graduate Professional Admits										
	2016	2017	2018	2019	2020	2021	2022	2023	2024	2025
<b>Total</b>	322	341	305	324	278	248	283	271	273	245

Graduate/Graduate Professional Admits by Gender										
	2016	2017	2018	2019	2020	2021	2022	2023	2024	2025
<b>Female</b>	204	217	185	221	195	164	191	164	186	172
<b>Male</b>	118	124	120	103	83	84	92	107	87	73

Graduate/Graduate Professional Admits by Ethnicity										
	2016	2017	2018	2019	2020	2021	2022	2023	2024	2025
<b>American Indian/Alsk Nat</b>	1	2	3	5	2	0	5	1	5	2
<b>Asian</b>	8	7	9	11	7	6	11	8	10	7
<b>Black</b>	5	12	14	11	6	7	23	19	17	15
<b>Hispanic</b>	6	8	13	16	13	9	6	10	15	9
<b>International</b>	11	11	9	11	6	16	6	18	11	11
<b>Native Hawaiian/Pac Isla</b>	0	0	0	1	0	0	0	0	0	1
<b>Two or More Races</b>	9	4	7	10	6	7	10	7	7	8
<b>White</b>	214	225	190	210	186	148	173	197	205	186
<b>Unreported</b>	68	72	60	49	52	55	49	11	3	6

Graduate/Graduate Professional Admits by Full-Time and Part-Time										
	2016	2017	2018	2019	2020	2021	2022	2023	2024	2025
<b>Full-Time</b>	239	247	225	235	210	200	209	200	210	171
<b>Part-Time</b>	83	94	80	89	68	48	74	71	63	74

Graduate/Graduate Professional Admits by Campus										
	2016	2017	2018	2019	2020	2021	2022	2023	2024	2025
<b>On-Campus</b>	247	246	219	211	183	188	212	194	182	130
<b>Off-Campus</b>	19	23	17	33	21	13	15	15	9	1
<b>On-Line</b>	40	58	54	57	66	41	48	52	73	105
<b>Kendall</b>	16	14	15	23	8	6	8	10	9	9

Source: Office of Institutional Research & Testing

**Graduate/Graduate Professional Admits Profile**  
**Fall Enrollment by Michigan County**

<b>MI County</b>	<b>2021</b>	<b>2022</b>	<b>2023</b>	<b>2024</b>	<b>2025</b>
Alcona	1	2	0	0	0
Alger	0	0	0	0	1
Allegan	2	5	0	2	1
Alpena	0	1	0	1	1
Antrim	0	2	2	3	4
Arenac	1	1	0	0	0
Baraga	1	0	0	0	0
Barry	0	0	2	4	2
Bay	8	4	3	3	1
Benzie	3	0	2	1	2
Berrien	2	3	3	3	5
Branch	2	0	1	0	1
Calhoun	0	0	2	0	1
Cass	1	0	1	0	2
Charlevoix	2	1	1	3	0
Cheboygan	0	2	2	1	2
Chippewa	0	3	2	3	1
Clare	1	4	1	2	1
Clinton	1	2	1	3	3
Crawford	0	0	1	0	0
Delta	1	3	4	0	2
Dickinson	1	0	1	0	1
Eaton	5	4	4	4	2
Emmet	2	2	0	0	0
Genesee	12	9	4	5	8
Gladwin	0	0	0	0	2
Gogebic	0	0	0	0	0
Grand Traverse	12	13	14	10	10
Gratiot	1	0	0	2	0
Hillsdale	0	0	0	0	0
Houghton	3	3	3	1	0
Huron	3	3	2	3	2
Ingham	5	6	6	10	0
Ionia	4	3	3	2	2
Iosco	0	1	0	0	1
Iron	0	0	0	0	0
Isabella	7	4	3	1	6
Jackson	2	2	1	2	1
Kalamazoo	5	6	3	4	5
Kalkaska	1	0	2	1	1
Kent	24	29	22	39	32
Keweenaw	1	0	0	0	0

**Graduate/Graduate Professional Admits Profile**  
**Fall Enrollment by Michigan County**

<b>MI County cont.</b>	<b>2021</b>	<b>2022</b>	<b>2023</b>	<b>2024</b>	<b>2025</b>
Lake	1	0	1	0	0
Lapeer	1	1	0	0	4
Leelanau	1	1	0	2	2
Lenawee	2	0	0	0	1
Livingston	0	1	2	3	3
Luce	0	0	0	0	0
Mackinac	0	0	0	0	0
Macomb	14	17	12	12	5
Manistee	1	0	3	5	1
Marquette	1	5	0	3	1
Mason	0	4	3	2	4
Mecosta	6	12	15	8	12
Menominee	0	0	0	0	0
Midland	1	2	0	2	2
Missaukee	1	2	1	0	0
Monroe	0	1	2	0	1
Montcalm	3	3	4	4	8
Montmorency	0	0	0	0	0
Muskegon	7	10	7	6	6
Newaygo	2	2	2	3	5
Oakland	6	16	11	12	11
Oceana	0	0	3	2	0
Ogemaw	0	1	1	0	1
Ontonagon	0	0	0	0	0
Osceola	8	4	4	9	4
Oscoda	0	0	0	0	0
Otsego	0	5	2	0	0
Ottawa	11	9	16	12	10
Presque Isle	2	1	0	1	1
Roscommon	2	0	1	0	2
Saginaw	7	9	9	12	6
Sanilac	1	0	2	1	0
Schoolcraft	0	0	0	0	0
Shiawassee	0	1	2	2	1
St. Clair	1	1	6	3	1
St. Joseph	0	1	1	3	0
Tuscola	1	3	0	1	2
Van Buren	0	1	0	1	0
Washtenaw	2	4	1	5	0
Wayne	14	16	16	9	15
Wexford	2	7	3	8	2
<b>Total</b>	<b>212</b>	<b>258</b>	<b>226</b>	<b>244</b>	<b>214</b>

**Graduate/Graduate Professional Admits Profile**  
**Fall Enrollment by Top Majors**

Major	2025
Pharmacy	73
Master of Social Work	48
Optometry	37
Master of Business Administration	33
Criminal Justice Admin	10
Master of Healthcare Admin	7
Master of Architecture	6
Master of Science in Nursing	5
Master of Public Health	5
Info Security & Intelligence	5

**Graduate/Graduate Professional Admits Profile**  
**Fall Enrollment by States**

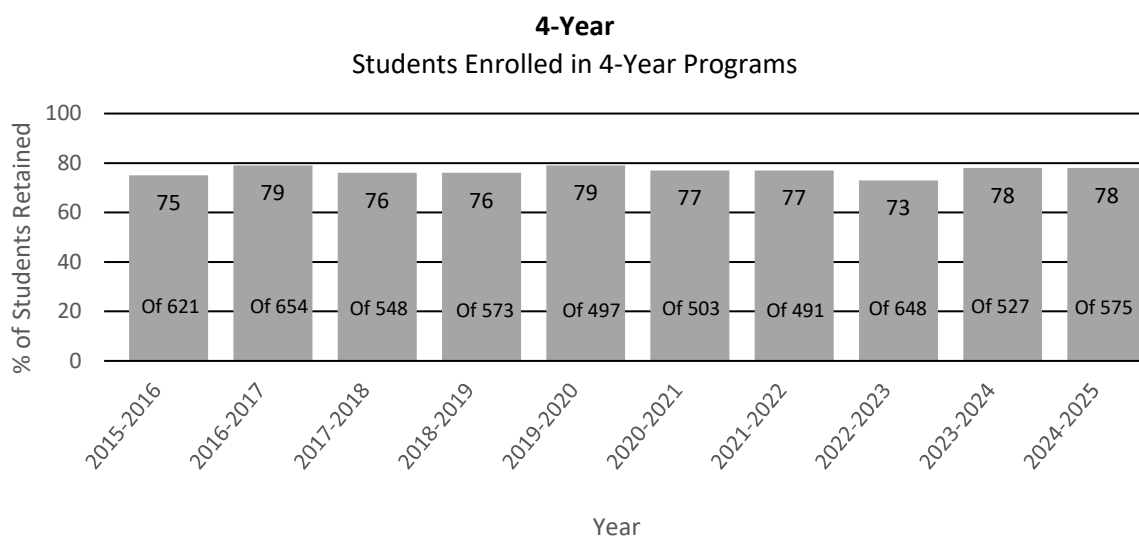
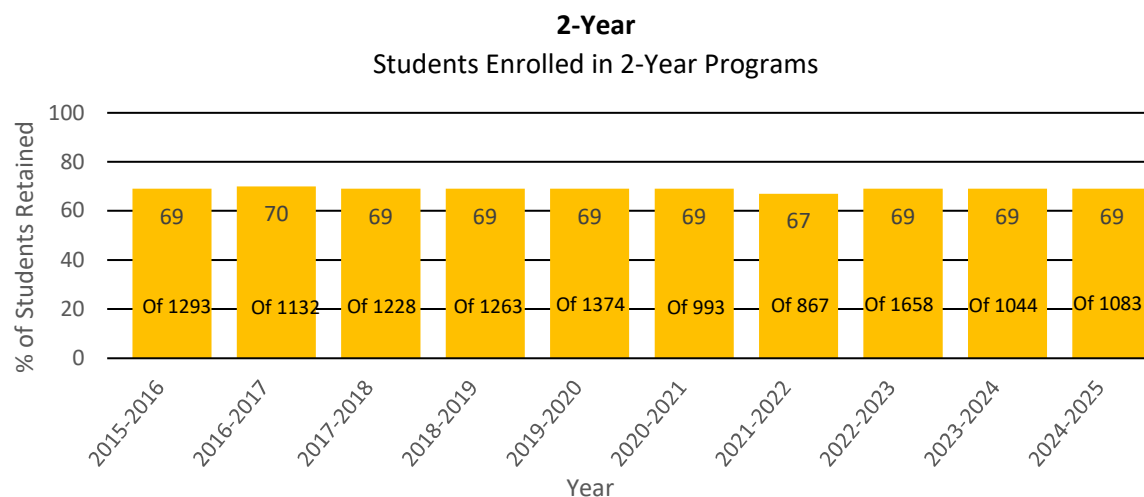
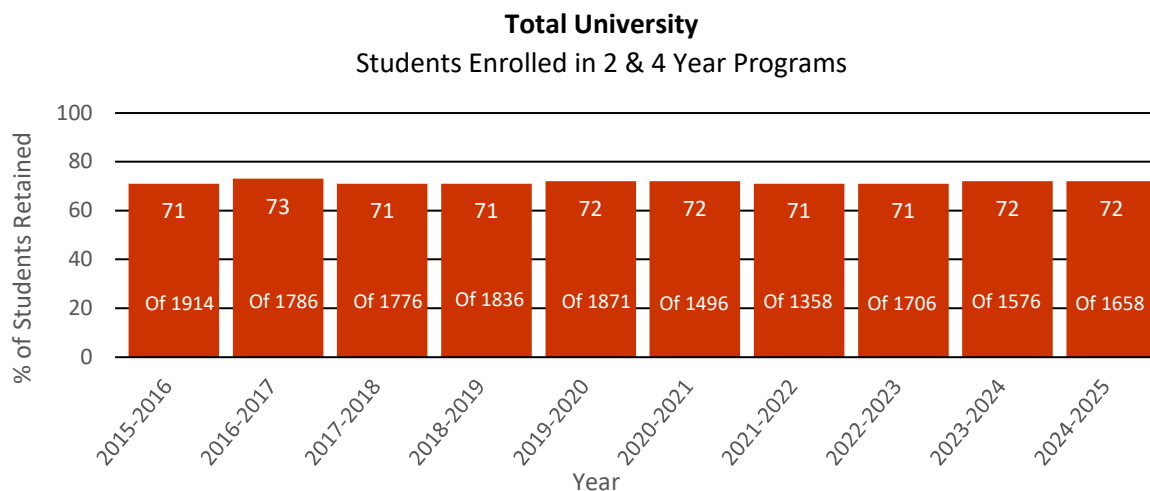
State	2025
California	1
Florida	1
Georgia	3
Illinois	1
Michigan	214
Minnesota	2
Missouri	1
North Dakota	1
New Mexico	1
Ohio	2
South Carolina	1
South Dakota	1
Tennessee	1
Utah	1
Wisconsin	3

**Graduate/Graduate Professional Admits Profile**  
**Fall Enrollment by Countries**

Country	2025
Canada	11

Source: Office of Institutional Research & Testing

## FALL TO FALL FIRST-YEAR RETENTION RATES (Full-Time FTIACS)



Source: Office of Institutional Research & Testing

**GRADUATION RATES**  
**Percent of Full-Time FTIAC (First Time in Any College)**  
**Students Graduating Within 2 to 6 Years**

<b>All Two and Four Year Degree Programs</b>						
<b>Entering Term</b>	<b># of FTIAC's</b>	<b>2 Yr Grad Rate %</b>	<b>3 Yr Grad Rate %</b>	<b>4 Yr Grad Rate %</b>	<b>5 Yr Grad Rate %</b>	<b>6 Yr Grad Rate %</b>
2012	2,084	5	13	32	48	53
2013	1,954	4	13	34	48	52
2014	1,871	5	16	39	51	54
2015	1,914	6	19	39	49	52
2016	1,786	7	19	40	51	55
2017	1,776	7	18	36	49	52
2018	1,836	7	18	38	48	51
2019	1,871	6	18	35	46	50
2020	1,496	8	18	38	49	
2021	1,358	9	22	41		
2022	1,706	9	21			
2023	1,576	10				

<b>Two Year Degree Programs</b>						
<b>Entering Term</b>	<b># of FTIAC's</b>	<b>2 Yr Grad Rate %</b>	<b>3 Yr Grad Rate %</b>	<b>4 Yr Grad Rate %</b>	<b>5 Yr Grad Rate %</b>	<b>6 Yr Grad Rate %</b>
2012	1,313	7	17	31	44	49
2013	1,250	6	16	34	46	50
2014	1,193	8	22	39	47	50
2015	1,293	9	26	39	47	50
2016	1,132	10	26	41	48	52
2017	1,228	10	23	38	48	51
2018	1,263	9	23	39	46	48
2019	1,374	8	22	34	44	46
2020	993	11	24	37	46	
2021	867	13	30	42		
2022	1,058	14	29			
2023	1,004	14				

<b>Four Year Degree Programs</b>						
<b>Entering Term</b>	<b># of FTIAC's</b>	<b>2 Yr Grad Rate %</b>	<b>3 Yr Grad Rate %</b>	<b>4 Yr Grad Rate %</b>	<b>5 Yr Grad Rate %</b>	<b>6 Yr Grad Rate %</b>
2012	771	1	6	34	54	60
2013	704	1	7	33	52	55
2014	678	1	6	40	58	62
2015	621	1	6	39	54	57
2016	654	1	6	38	56	60
2017	548	1	5	33	51	55
2018	573	2	6	36	53	57
2019	497	1	7	37	54	59
2020	503	2	7	38	55	
2021	491	1	9	39		
2022	648	2	9			
2023	572	2				

Source: Office of Institutional Research &amp; Testing

**PERCENT OF FULL-TIME FTIAC FALL TO FALL RETENTION**  
**FALL 2015- 16 to FALL 2024 - 25**

	Fall 15-16	Fall 16-17	Fall 17-18	Fall 18-19	Fall 19-20	Fall 20-21	Fall 21-22	Fall 22-23	Fall 23-24	Fall 24-25
<b>FULL-TIME BACHELOR STUDENTS</b>	75%	79%	76%	76%	79%	77%	77%	73%	78%	78%
<b>FULL-TIME ASSOCIATE STUDENTS</b>	69%	70%	69%	69%	69%	69%	67%	69%	69%	69%
<b>TOTAL STUDENTS</b>	71%	73%	71%	71%	72%	72%	71%	71%	72%	72%

**FALL TO SPRING/FALL TO FALL RETENTION**  
**FALL 2020 - 2025 COHORTS**

All Degree Seeking FTIACS by College

College	Fall 2020 FTIACS	Spring 2021 % Ret	Fall 2021 % Ret	Fall 2021 FTIACS	Spring 2022 % Ret	Fall 2022 % Ret	Fall 2022 FTIACS	Spring 2023 % Ret	Fall 2023 % Ret	Fall 2023 FTIACS	Spring 2024 % Ret	Fall 2024 % Ret	Fall 2024 FTIACS	Spring 2025 % Ret	Fall 2025 % Ret
<b>ARTS, SCIENCES &amp; ED</b>	383	87%	71%	375	87%	73%	467	87%	69%	369	93%	76%	379	91%	73%
<b>BUSINESS</b>	420	84%	69%	384	90%	69%	503	88%	68%	492	89%	64%	499	90%	70%
<b>ED &amp; HUMAN SVCS</b>	0	0%	0%	0	0%	0%	0	0%	0%	0	0%	0%	0	0%	0%
<b>ENG TECHNOLOGY</b>	262	91%	82%	261	91%	77%	302	93%	80%	296	92%	84%	326	89%	79%
<b>HEALTH PROFESSIONS</b>	159	87%	74%	188	86%	67%	288	86%	68%	276	90%	70%	318	88%	71%
<b>KENDALL COLLEGE</b>	76	84%	71%	61	89%	69%	80	89%	76%	96	91%	73%	103	90%	74%
<b>UNIVERSITY COLLEGE</b>	243	79%	62%	132	74%	57%	100	77%	56%	72	81%	58%	58	71%	41%
<b>FSU Total</b>	<b>1,543</b>	<b>85%</b>	<b>71%</b>	<b>1,401</b>	<b>88%</b>	<b>71%</b>	<b>1,740</b>	<b>87%</b>	<b>70%</b>	<b>1,601</b>	<b>90%</b>	<b>72%</b>	<b>1,683</b>	<b>89%</b>	<b>72%</b>

Source: Office of Institutional Research & Testing

**Full-Time FTIAC (First Time in Any College)  
1st-Year to 2nd-Year Progression Rates  
(% Earning 30 FSU Credit Hours 1st Fall to 2nd Fall)**

<b>Fall 2020</b> <b>(Fall 2018 Cohort)</b>	<b>Fall 2021</b> <b>(Fall 2019 Cohort)</b>	<b>Fall 2022</b> <b>(Fall 2020 Cohort)</b>	<b>Fall 2023</b> <b>(Fall 2021 Cohort)</b>	<b>Fall 2024</b> <b>(Fall 2022 Cohort)</b>	<b>Fall 2025</b> <b>(Fall 2023 Cohort)</b>
23.34%	23.33%	25.02%	24.56%	23.45%	26.27%

**Average # of Credits for Students Taking 12+ Credits By Class Level  
Fall 2021 through Fall 2025**

	<b>Fall 2021</b>	<b>Spring 2022</b>	<b>Summer 2022</b>	<b>Fall 2022</b>	<b>Spring 2023</b>	<b>Summer 2023</b>	<b>Fall 2023</b>	<b>Spring 2024</b>	<b>Summer 2024</b>	<b>Fall 2024</b>
<b>Freshmen</b>	13.64	13.81	12.83	13.70	13.85	13.00	13.69	13.80	13.00	13.71
<b>Sophomore</b>	13.70	13.84	13.47	13.83	13.88	12.73	13.81	13.86	13.11	13.92
<b>Junior</b>	13.76	13.89	13.32	13.73	13.90	13.71	13.78	14.00	13.67	13.85
<b>Senior</b>	13.91	13.79	13.30	13.84	13.89	13.36	13.81	13.98	13.54	13.80
<b>Graduate</b>	13.82	13.04		14.22	12.95		13.30	13.09	12.00	13.62
<b>1st Professional</b>	16.12	16.51	13.80	16.11	16.34	14.10	16.42	16.29	13.71	16.53
<b>Total Avg</b>	<b>13.96</b>	<b>14.07</b>	<b>13.45</b>	<b>13.96</b>	<b>14.08</b>	<b>13.61</b>	<b>13.95</b>	<b>14.10</b>	<b>13.58</b>	<b>14.00</b>
<b>Undergrad Avg</b>	<b>13.76</b>	<b>13.83</b>	<b>13.30</b>	<b>13.77</b>	<b>13.88</b>	<b>13.42</b>	<b>13.77</b>	<b>13.93</b>	<b>13.53</b>	<b>13.82</b>

**Full-Time Degree Seeking Transfer Students  
Persistence Rate (Graduated or Still Enrolled)**

<b><u>Fall</u> <u>2020 to</u> <u>Fall</u> <u>2021</u></b>	<b><u>Fall</u> <u>2021 to</u> <u>Fall</u> <u>2022</u></b>	<b><u>Fall</u> <u>2022 to</u> <u>Fall</u> <u>2023</u></b>	<b><u>Fall</u> <u>2023 to</u> <u>Fall</u> <u>2024</u></b>	<b><u>Fall</u> <u>2024 to</u> <u>Fall</u> <u>2025</u></b>
81%	80%	87%	80%	83%

Source: Office of Institutional Research & Testing



**TRANSFER IN STUDENTS**  
**STUDENTS WHO TRANSFERRED TO FERRIS STATE UNIVERSITY**  
**FROM MICHIGAN COMMUNITY COLLEGES & PUBLIC UNIVERSITIES**  
**Summer 2024, Fall 2024, Spring 2025**

<b>COMMUNITY COLLEGES</b>		<b>UNIVERSITIES</b>	
Alpena Community College	8	Central Michigan University	24
Bay Mill Community College	0	Eastern Michigan University	4
Bay De Noc Community College	7	Grand Valley State University	56
Delta College	65	Lake Superior State University	6
Glen Oaks Community College	6	Michigan State University	38
Gogebic Community College	3	Michigan Technological University	4
Grand Rapids Community College	187	Northern Michigan University	14
Henry Ford College	10	Oakland University	12
Jackson College	14	Saginaw Valley State University	11
Kalamazoo Valley Community College	13	University of Michigan - Ann Arbor	3
Kellogg Community College	13	University of Michigan - Dearborn	3
Kirtland Community College	6	University of Michigan - Flint	7
Lake Michigan College	12	Wayne State University	9
Lansing Community College	43	Western Michigan University	22
Macomb Community College	44		
Mid Michigan College	35		
Monroe County Community College	1		
Montcalm Community College	34		
Mott Community College	57		
Muskegon Community College	51		
North Central Michigan College	13		
Northwestern Michigan College	71		
Oakland Community College	34		
Schoolcraft College	15		
Southwestern Michigan College	39		
St. Clair County Community College	24		
Washtenaw Community College	17		
Wayne County Community College	12		
West Shore Community College	43		
<b>TRANSFERS IN FROM COMMUNITY COLLEGES</b>	<b>877</b>	<b>TRANSFERS IN FROM UNIVERSITIES</b>	<b>213</b>
<b>TOTAL TRANSFERS FROM MICHIGAN COMMUNITY COLLEGES &amp; PUBLIC UNIVERSITIES TO FERRIS</b>		<b>1,090</b>	
<b>TOTAL TRANSFERS FROM INSTITUTIONS OTHER THAN MICHIGAN PUBLIC - NOT LISTED</b>		<b>339</b>	
<b>TOTAL TRANSFERS TO FERRIS</b>		<b>1,429</b>	

Source: Office of Institutional Research &amp; Testing

**TRANSFER OUT STUDENTS**  
**STUDENTS WHO TRANSFERRED FROM FERRIS STATE UNIVERSITY**  
**TO OTHER COLLEGES & UNIVERSITIES PARTICIPATING IN THE NSC DATA SYSTEM**  
**Summer 2024, Fall 2024, Spring 2025**

<b>COMMUNITY COLLEGES</b>		<b>UNIVERSITIES</b>	
Bay De Noc Community College	3	Adrian College	6
Delta College	14	Alma College	5
Grand Rapids Community College	82	Aquinas College	5
Kalamazoo Valley Community College	7	Baker College	9
Kellogg Community College	4	Calvin University	6
Kirtland Community College	10	Central Michigan University	38
Lansing Community College	34	Cornerstone University Undergrads	3
Macomb Community College	51	Davenport University	8
Mid Michigan Community College	26	Eastern Michigan University	10
Montcalm Community College	15	Grand Valley State University	72
Mott Community College	30	Henry Ford College	3
Muskegon Community College	23	Hope College	12
Oakland Community College	23	Jackson College	4
St. Clair County Community College	9	Lake Superior State University	6
Washtenaw Community College	3	Madonna University	5
Wayne County Community College	16	Michigan State University	75
West Shore Community College	9	Michigan Technological University	8
		North Central Michigan College	11
		Northern Michigan University	17
		Northwestern Michigan College	23
		Oakland University	17
		Saginaw Valley State University	20
		Schoolcraft College	8
		Southwestern Michigan College	9
		University of Michigan	21
		Wayne State University	16
		Western Michigan University	13
<b>TRANSFER OUT TO COMMUNITY COLLEGE</b>		<b>TRANSFER OUT TO UNIVERSITIES</b>	<b>430</b>
<b>359</b>			
<b>TOTAL TRANSFERS TO MICHIGAN INSTITUTIONS (3 OR MORE TRANSFERS ENROLLED) - LISTED ABOVE</b>			<b>789</b>
<b>TOTAL TRANSFERS TO OUT OF STATE INSTITUTIONS (3 OR MORE TRANSFERS ENROLLED) - NOT LISTED</b>			<b>24</b>
<b>TOTAL TRANSFERS TO MICHIGAN INSTITUTIONS (LESS THAN 3 TRANSFERS ENROLLED)</b>			
<b>&amp; OUT OF STATE TRANSFERS - NOT LISTED</b>			<b>148</b>
<b>TOTAL TRANSFERS FROM FERRIS STATE</b>			<b>961</b>

Source: National Student Clearinghouse

## ENROLLMENT SUMMARY OF STUDENTS BY AGE FALL 2025

### Full-Time Students

Age	<u>Undergraduate</u>		<u>Graduate</u>		<u>First Professional</u>		<u>Doctorate</u>	
	Men	Women	Men	Women	Men	Women	Men	Women
Under 18	46	111	0	0	0	0	0	0
18-19	1,121	1,446	0	0	2	4	0	0
20-21	1,068	1,191	2	7	21	50	0	0
22-24	558	500	10	36	80	173	0	0
25-29	103	134	7	19	61	65	0	0
30-34	39	43	5	10	5	7	2	1
35-39	19	39	6	8	3	5	3	3
40-49	9	46	2	9	1	1	8	7
50-64	1	7	1	1	0	0	6	7
65 & Over	0	0	0	0	0	0	0	0
Unknown	0	0	0	0	0	0	0	0
<b>Total</b>	<b>2,964</b>	<b>3,517</b>	<b>33</b>	<b>90</b>	<b>173</b>	<b>305</b>	<b>19</b>	<b>18</b>

### Part-Time Students

Age	<u>Undergraduate</u>		<u>Graduate</u>		<u>First Professional</u>		<u>Doctorate</u>	
	Men	Women	Men	Women	Men	Women	Men	Women
Under 18	389	573	0	0	0	0	0	0
18-19	50	61	0	0	0	0	0	0
20-21	101	122	0	2	0	0	0	0
22-24	163	222	18	24	4	2	0	0
25-29	112	132	11	24	2	3	0	0
30-34	82	112	12	34	0	0	0	0
35-39	51	80	11	31	0	0	0	0
40-49	58	103	21	36	0	0	0	1
50-64	35	47	8	14	0	0	0	0
65 & over	3	3	1	0	0	0	0	0
Unknown	0	0	0	0	0	0	0	0
<b>Total</b>	<b>1,044</b>	<b>1,455</b>	<b>82</b>	<b>165</b>	<b>6</b>	<b>5</b>	<b>0</b>	<b>1</b>

### Average Age

	Full-Time	Part-Time
Undergraduate Degree Seeking	21	30
Undergraduate Non-Degree Seeking	18	17
Graduate	29	35
First Professional	24	25
Doctorate	46	49
All Students	21	25

Source: Office of Institutional Research &amp; Testing

## NCAA Graduation Rates

### Federal Graduation Rate (FGR)

Cohort Year	<u>2013/14</u>	<u>2014/15</u>	<u>2015/16</u>	<u>2016/17</u>	<u>2017/18</u>	<u>2018/19</u>
<b>Federal Graduation Rate (FGR)</b>	57%	53%	57%	60%	55%	58%

Federal Graduation Rate (FGR): Federally mandated calculation for all schools that offer athletic scholarships. Counts all transfers as academic failures, so essentially measures the percentage of students who complete a BA/BS from their initial school within six years.

### DI Graduation Success Rate (GSR)

Cohort Year	<u>2013</u>	<u>2014</u>	<u>2015</u>	<u>2016</u>	<u>2017/18</u>	<u>2018/19</u>
<b>DI Graduation Success Rate (GSR)</b>	87%	87%	88%	91%	89%	82%

Graduation Success Rate (GSR): Division I rate that accounts for transfers in/out. Also tracks graduation over six years. In addition to accounting for likely transfers in/out, the GSR also includes mid-year enrollees and non-scholarship athletes at Division I schools that do not offer athletics scholarships.

### DII Graduation Success Rate (ASR)

Cohort Year	<u>2013/14</u>	<u>2014/15</u>	<u>2015/16</u>	<u>2016/17</u>	<u>2017/18</u>	<u>2018/19</u>
<b>DII Academic Success Rate (ASR)</b>	65%	66%	65%	66%	67%	69%

Academic Success Rate (ASR): The Division II Academic Success Rate (ASR) is calculated in much the same way as the Division I GSR. The primary difference is: The ASR includes all non-scholarship freshmen ("walk-ons"), whether or not the school or squad offers aid does not matter, and as a result, the ASR counts about 50% more student-athletes than the federal graduation rate.

Source: NCAA.org, Registrar's Office

# DEGREES



## DEGREES CONFERRED BY PROGRAM

ACADEMIC YEAR (SUMMER, FALL, SPRING SEMESTERS)

- COLLEGE OF ARTS & SCIENCES -

	2022-23						2023-24						2024-25				
ARTS & SCIENCES	CERT	AS	BA	BS	MS		CERT	AS	BA	BS	MS		CERT	AS	BA	BS	MS
BIOLOGICAL SCIENCES																	
Biology - Environmental																1	
<b>TOTAL</b>	<b>0</b>	<b>0</b>	<b>0</b>	<b>0</b>	<b>0</b>		<b>0</b>	<b>0</b>	<b>0</b>	<b>0</b>	<b>0</b>		<b>0</b>	<b>0</b>	<b>0</b>	<b>1</b>	<b>0</b>
ENGLISH, LITERATURE, & WORLD LANGUAGES																	
Liberal Arts														1			
<b>TOTAL</b>	<b>0</b>	<b>0</b>	<b>0</b>	<b>0</b>	<b>0</b>		<b>0</b>	<b>0</b>	<b>0</b>	<b>0</b>	<b>0</b>		<b>0</b>	<b>1</b>	<b>0</b>	<b>0</b>	<b>0</b>
HUMANITIES																	
Applied Speech Communications																1	
<b>TOTAL</b>	<b>0</b>	<b>0</b>	<b>0</b>	<b>0</b>	<b>0</b>		<b>0</b>	<b>0</b>	<b>0</b>	<b>0</b>	<b>0</b>		<b>0</b>	<b>0</b>	<b>0</b>	<b>1</b>	<b>0</b>
SCHOOL OF EDUCATION DEPT																	
Educational Leadership																	1
<b>TOTAL</b>	<b>0</b>	<b>0</b>	<b>0</b>	<b>0</b>	<b>0</b>		<b>0</b>	<b>0</b>	<b>0</b>	<b>0</b>	<b>0</b>		<b>0</b>	<b>0</b>	<b>0</b>	<b>0</b>	<b>1</b>
SOCIAL & BEHAVIORAL SCIENCES																	
Psychology																1	
<b>TOTAL</b>	<b>0</b>	<b>0</b>	<b>0</b>	<b>0</b>	<b>0</b>		<b>0</b>	<b>0</b>	<b>0</b>	<b>0</b>	<b>0</b>		<b>0</b>	<b>0</b>	<b>0</b>	<b>1</b>	<b>0</b>
<b>COLLEGE TOTAL</b>	<b>0</b>	<b>0</b>	<b>0</b>	<b>0</b>	<b>0</b>		<b>0</b>	<b>0</b>	<b>0</b>	<b>0</b>	<b>0</b>		<b>0</b>	<b>1</b>	<b>0</b>	<b>3</b>	<b>1</b>

AS (AA, AS, AAS)

MS (MED, MS, MTE, MSW)

## DEGREES CONFERRED BY PROGRAM

ACADEMIC YEAR (SUMMER, FALL, SPRING SEMESTERS)

- COLLEGE OF EDUCATION & HUMAN SERVICES -

	2022-23					2023-24					2024-25			
EDUCATION & HUMAN SERVICES	CERT	AS	BS	MS		CERT	AS	BS	MS		CERT	AS	BS	MS
CRIMINAL JUSTICE														
Criminal Justice												1		
Criminal Justice - Generalist													1	
<b>TOTAL</b>	<b>0</b>	<b>0</b>	<b>0</b>	<b>0</b>		<b>0</b>	<b>0</b>	<b>0</b>	<b>0</b>		<b>0</b>	<b>1</b>	<b>1</b>	<b>0</b>
SCHOOL OF EDUCATION														
Curriculum & Instruction - Special Needs Ed														1
<b>TOTAL</b>	<b>0</b>	<b>0</b>	<b>0</b>	<b>0</b>		<b>0</b>	<b>0</b>	<b>0</b>	<b>0</b>		<b>0</b>	<b>0</b>	<b>0</b>	<b>1</b>
<b>COLLEGE TOTAL</b>	<b>0</b>	<b>0</b>	<b>0</b>	<b>0</b>		<b>0</b>	<b>0</b>	<b>0</b>	<b>0</b>		<b>0</b>	<b>1</b>	<b>1</b>	<b>1</b>

AS (AA, AAS)

MS (MED, MS, MTE)

Source: Office of Institutional Research and Testing

**DEGREES CONFERRED BY PROGRAM**  
**ACADEMIC YEAR (SUMMER, FALL, SPRING SEMESTERS)**  
**- COLLEGE OF ARTS, SCIENCES AND EDUCATION -**

	2022-23					2023-24					2024-25				
ARTS, SCIENCES AND EDUCATION	CERT	AS	BA	BS	MS	CERT	AS	BA	BS	MS	CERT	AS	BA	BS	MS
<b>BIOLOGICAL SCIENCES</b>															
Biology				19					23					32	
Biology - Environmental				11					7					3	
Biology - Forensic				3					7					8	
Biology - Pre-Dentistry				5					1					2	
Biology - Pre-Medicine				6					6					4	
Biology - Pre-Optometry				16					4					2	
Biology - Pre-Pharmacy				1					1					0	
Biology - Pre-Physician Assnt.				0					0					2	
Biology - Pre-Phys Therapy				5					4					2	
Biology - Pre-Veterinary				2					4					2	
Biotechnology				8					10					9	
Pre-Science		26					26					18			
<b>TOTAL</b>	<b>0</b>	<b>26</b>	<b>0</b>	<b>76</b>	<b>0</b>	<b>0</b>	<b>26</b>	<b>0</b>	<b>67</b>	<b>0</b>	<b>0</b>	<b>18</b>	<b>0</b>	<b>66</b>	<b>0</b>

<b>COLLEGE ARTS, SCIENCE &amp; EDUCATION</b>															
Integrative Studies		7		62			12		70			16		82	
<b>TOTAL</b>	<b>0</b>	<b>7</b>	<b>0</b>	<b>62</b>	<b>0</b>	<b>0</b>	<b>12</b>	<b>0</b>	<b>70</b>	<b>0</b>	<b>0</b>	<b>16</b>	<b>0</b>	<b>82</b>	<b>0</b>

<b>ENGLISH, LITERATURE, &amp; WORLD LANGUAGES</b>															
Creative Writing	3					2					2				
English			6					8					7		
Journalism and Technical Communication				5					6				1		
Liberal Arts		9					7					3			
Spanish for the Professions				9					3					0	
Tech-Prof Communications				2					7					0	
Technical Writing CERT	2			0		1			0		3			0	
<b>TOTAL</b>	<b>5</b>	<b>9</b>	<b>6</b>	<b>16</b>	<b>0</b>	<b>3</b>	<b>7</b>	<b>8</b>	<b>16</b>	<b>0</b>	<b>5</b>	<b>3</b>	<b>8</b>	<b>0</b>	<b>0</b>

<b>HUMANITIES</b>															
Communication Studies		8		4			3		8			7		4	
History			4					7					3		
Social Justice									2					0	
Sports Communication	0			12		1			12		0			10	
<b>TOTAL</b>	<b>0</b>	<b>8</b>	<b>4</b>	<b>16</b>	<b>0</b>	<b>1</b>	<b>3</b>	<b>7</b>	<b>22</b>	<b>0</b>	<b>0</b>	<b>7</b>	<b>3</b>	<b>14</b>	<b>0</b>

<b>MATHEMATICS</b>															
Actuarial Science				4					4					3	
Applied Mathematics				2					0					0	
Applied Mathematics Computer Science				2					7					3	
Computer Science	2					1					0				
Pre-Engineering		1					0					0			
<b>TOTAL</b>	<b>2</b>	<b>1</b>	<b>0</b>	<b>8</b>	<b>0</b>	<b>1</b>	<b>0</b>	<b>0</b>	<b>11</b>	<b>0</b>	<b>0</b>	<b>0</b>	<b>0</b>	<b>6</b>	<b>0</b>



**DEGREES CONFERRED BY PROGRAM**  
**ACADEMIC YEAR (SUMMER, FALL, SPRING SEMESTERS)**  
**- COLLEGE OF ARTS, SCIENCES AND EDUCATION -**

	2022-23					2023-24					2024-25				
ARTS, SCIENCES AND EDUCATION	CERT	AS	BA	BS	MS	CERT	AS	BA	BS	MS	CERT	AS	BA	BS	MS
<b>PHYSICAL SCIENCES</b>															
Biochemistry				4					0					1	
Chemistry			2					3					2		
Industrial Chemistry				4					1		2	4		0	
Industrial Chemistry Technology	2	5				2	9				0	0		6	
Natural Science		3					4					2			
Pre-Pharmacy		9					50					25			
<b>TOTAL</b>	<b>2</b>	<b>17</b>	<b>2</b>	<b>8</b>	<b>0</b>	<b>2</b>	<b>63</b>	<b>3</b>	<b>1</b>	<b>0</b>	<b>2</b>	<b>31</b>	<b>2</b>	<b>7</b>	<b>0</b>

<b>SCHOOL OF EDUCATION DEPT</b>															
Advanced Career Tech Ed Fundamentals						1					2				
Advanced Workforce Development						1					1				
Advanced Stds-Total Qual Mgmt. in Ed											1				
Biology Education				2					7					3	
Busn Mgmt. Mktg Tech Training									1					0	
Career and Tech Ed Instructor					5					7					6
Career Tech Ed - Train Dev										1					2
Career Tech Ed - Post Sec AdmIn.					1					0					0
Chemistry Education				1					0					0	
Curr Inst - Special Needs Ed					3					4					0
Curr Inst - Subject Area					1					1					2
Early Childhood Education		2		31			7		15			8		27	
Educational Leadership					4					4					4
Elementary Education				62					38					49	
English Education				5					6					8	
Mathematics Education				4					5					1	
Pre-Teaching Elementary		1					5					2			
Pre-Teaching Secondary		9					8					0			
Pro-Mo-Ted Technical Education				7					0					17	
Social Studies Education				13					16					11	
Social Studies Elementary				1					1					0	
Technical Education									1					1	
<b>TOTAL</b>	<b>0</b>	<b>12</b>	<b>0</b>	<b>126</b>	<b>14</b>	<b>2</b>	<b>20</b>	<b>0</b>	<b>90</b>	<b>17</b>	<b>4</b>	<b>10</b>	<b>0</b>	<b>117</b>	<b>14</b>

<b>SOCIAL &amp; BEHAVIORAL SCIENCES</b>															
Political Science				4					2					0	
Psychology		16		42			12		45			15		33	
<b>TOTAL</b>	<b>0</b>	<b>16</b>	<b>0</b>	<b>46</b>	<b>0</b>	<b>0</b>	<b>12</b>	<b>0</b>	<b>47</b>	<b>0</b>	<b>0</b>	<b>15</b>	<b>0</b>	<b>33</b>	<b>0</b>

<b>SOCIAL WORK</b>															
Social Work		30		54	35		25		42	40		19		60	35
<b>TOTAL</b>	<b>0</b>	<b>30</b>	<b>0</b>	<b>54</b>	<b>35</b>	<b>0</b>	<b>25</b>	<b>0</b>	<b>42</b>	<b>40</b>	<b>0</b>	<b>19</b>	<b>0</b>	<b>60</b>	<b>35</b>

<b>COLLEGE TOTAL</b>	<b>9</b>	<b>126</b>	<b>12</b>	<b>412</b>	<b>49</b>	<b>9</b>	<b>168</b>	<b>18</b>	<b>366</b>	<b>57</b>	<b>11</b>	<b>119</b>	<b>13</b>	<b>385</b>	<b>49</b>
----------------------	----------	------------	-----------	------------	-----------	----------	------------	-----------	------------	-----------	-----------	------------	-----------	------------	-----------

AS (AA, AS, AAS)

BS (BSW)

MS (MED, MS, MTE, MSW)

Source: Office of Institutional Research and Testing

## DEGREES CONFERRED BY PROGRAM

ACADEMIC YEAR (SUMMER, FALL, SPRING SEMESTERS)

- COLLEGE OF BUSINESS -

BUSINESS	2022-23				2023-24				2024-25			
	CERT	AS	BS	MS	CERT	AS	BS	MS	CERT	AS	BS	MS
<b>ACCOUNTANCY, FINANCE &amp; INFO SYSTEMS</b>												
Accountancy		13	38			7	33			6	19	
Accountancy/Finance			3				5				9	
Advanced Studies in Business Intelligence	5				6				2			
Advanced Studies in Incident Response	9				8				2			
Advanced Studies in Investments	1				0				0			
Advanced Studies in Project Management	10				1				0			
Artificial Intelligence											1	
Business Intelligence									1			
Cloud Computing	1				1				0			
Computerized Business Apps	3				0				0			
Computer Information Systems		3	24			3	13			8	8	
Computer Information Technology		1	10			4	19			4	11	
Cybersecurity - Ethical Hacking	2				2				1			
Digital Forensics/Cybersecurity	1				0				0			
Finance			12				17				14	
Forensic Accounting	1				5				0			
Incident Response									1			
Information Security and Intelligence		3	29	15		2	32	18		1	31	11
Info Sys Assur, Strat & Gover									1			
Project Management	12		3		9		6		6		6	
<b>TOTAL</b>	<b>45</b>	<b>20</b>	<b>119</b>	<b>15</b>	<b>32</b>	<b>16</b>	<b>125</b>	<b>18</b>	<b>14</b>	<b>19</b>	<b>99</b>	<b>11</b>

<b>CRIMINAL JUSTICE</b>												
Pre Criminal Justice AA						1				0		
Criminal Justice		58				66				37		
Criminal Justice - Corrections			8				10				6	
Criminal Justice - Generalist			135				140				120	
Criminal Justice - Law Enforcement			21				9				8	
Criminal Justice Admin				16				16				8
<b>TOTAL</b>	<b>0</b>	<b>58</b>	<b>164</b>	<b>16</b>	<b>0</b>	<b>67</b>	<b>159</b>	<b>16</b>	<b>0</b>	<b>37</b>	<b>134</b>	<b>8</b>

<b>MANAGEMENT</b>												
Advanced Studies in Design & Innovation Mgt	3				0				0			
Advanced Studies in Lean System & Leadership	2				1				0			
Advanced Studies in Performance Metrics	2				0				0			
BUAD w/Professional Tracks			21				31				19	
Business Administration			128				110	23			127	0
Business Administration - Aviation			1				2				1	
Economics							3				2	
Fleet Management	1				0				1			
General Business		36				38				45		
Human Resource Management	9		12		7		3		6		17	
International Business	1				0				1			

## DEGREES CONFERRED BY PROGRAM

ACADEMIC YEAR (SUMMER, FALL, SPRING SEMESTERS)

- COLLEGE OF BUSINESS -

BUSINESS	2022-23				2023-24				2024-25			
	CERT	AS	BS	MS	CERT	AS	BS	MS	CERT	AS	BS	MS
<b>MANAGEMENT cont.</b>												
Insurance	1				4				2			
Leadership and Supervision	12				13				10			
Lean Systems	2				4				0			
Manufacturing Operations	0				1				0			
Masters of Business Administration				35				0				25
Operations Supply Management			3				3				7	
Risk Management & Insurance	0		4		0		5		0		6	
Risk Management	1				0				1			
Small Business Management	7				7				4			
<b>TOTAL</b>	<b>41</b>	<b>36</b>	<b>169</b>	<b>35</b>	<b>37</b>	<b>38</b>	<b>157</b>	<b>23</b>	<b>25</b>	<b>45</b>	<b>179</b>	<b>25</b>

<b>MARKETING</b>												
Advertising	0		1		1		1		0		0	
Business Data Analytics			9				8				4	
Data Analytics	4				1			4	0			14
Design			0				5				5	
Digital Marketing	2				3				3			
Graphic Communication		2				5				3		
Graphic Design	1		7		2		2		1		0	
Graphic Media Management			4				8				4	
Marketing	4	10	26		2	19	31		1	19	20	
Marketing Sales	2				0				0			
Music and Entertainment Business											4	
Public Relations	0		5		0		3		1		8	
Professional Sales	1				2				1			
User Interface Design	1				1				0			
<b>TOTAL</b>	<b>15</b>	<b>12</b>	<b>52</b>	<b>0</b>	<b>12</b>	<b>24</b>	<b>58</b>	<b>4</b>	<b>7</b>	<b>22</b>	<b>45</b>	<b>14</b>

<b>SCHOOL OF DIGITAL MEDIA</b>												
Digital Media		10				15				12		
Digital Animation and Game Design			39				46				35	
Digital Media Software Eng			6				4				7	
Professional Esport Production											2	
Television Digital Media Prod			17				23				2	
<b>TOTAL</b>	<b>0</b>	<b>10</b>	<b>62</b>	<b>0</b>	<b>0</b>	<b>15</b>	<b>73</b>	<b>0</b>	<b>0</b>	<b>12</b>	<b>46</b>	<b>0</b>

## DEGREES CONFERRED BY PROGRAM

ACADEMIC YEAR (SUMMER, FALL, SPRING SEMESTERS)

- COLLEGE OF BUSINESS -

BUSINESS	2022-23					2023-24					2024-25			
	CERT	AS	BS	MS		CERT	AS	BS	MS		CERT	AS	BS	MS
<b>SPORT, ENTERTAINMENT, &amp; HOSPITALITY</b>														
Club Management	0					1					2			
Event Management	1					0								
Hospitality Management			23					13					6	
Music and Entertainment Business			8					14					10	
Music Industry Management			0					1					0	
Nutrition/Food Service Management		1					0					0		
PGA Golf Management			14					13					11	
Professional Brew Management		1					0					0		
Professional Tennis Management			3					5					4	
Restaurant & Food Industry Management	1	6				0	3				0	2		
<b>TOTAL</b>	<b>2</b>	<b>8</b>	<b>48</b>	<b>0</b>		<b>1</b>	<b>3</b>	<b>46</b>	<b>0</b>		<b>2</b>	<b>2</b>	<b>31</b>	<b>0</b>
<b>COLLEGE TOTAL</b>	<b>103</b>	<b>144</b>	<b>614</b>	<b>66</b>		<b>82</b>	<b>163</b>	<b>618</b>	<b>61</b>		<b>48</b>	<b>137</b>	<b>534</b>	<b>58</b>

AS (AA, AS, AAS)

BS (BS, BAS)

MS (MIS, MSCJ, MBA)

Source: Office of Institutional Research and Testing

**DEGREES CONFERRED BY PROGRAM**  
**ACADEMIC YEAR (SUMMER, FALL, SPRING SEMESTERS)**  
**- COLLEGE OF ENGINEERING TECHNOLOGY -**

ENGINEERING TECHNOLOGY	2022-23				2023-24				2024-25			
	CERT	AAS	BS	MS	CERT	AAS	BS	MS	CERT	AAS	BS	MS
<b>ARCHITECTURAL TECH &amp; FACILITIES MGMT</b>												
Architectural Technology		18				37				26		
Architecture & Sustainability			15				24				19	
Facility Management			7				7		1		6	
<b>TOTAL</b>	<b>0</b>	<b>18</b>	<b>22</b>	<b>0</b>	<b>0</b>	<b>37</b>	<b>31</b>	<b>0</b>	<b>1</b>	<b>26</b>	<b>25</b>	<b>0</b>

<b>AUTOMOTIVE</b>												
Automotive Engineering Technology			23				23				25	
Automotive Management			2				2				4	
Automotive Management (2+2)			6				10				9	
Automotive Service Technology		8				11				8		
Performance Machining	0				4				2			
Performance Motorsports	9				4				3			
<b>TOTAL</b>	<b>9</b>	<b>8</b>	<b>31</b>	<b>0</b>	<b>8</b>	<b>11</b>	<b>35</b>	<b>0</b>	<b>5</b>	<b>8</b>	<b>38</b>	<b>0</b>

<b>CONSTRUCTION TECHNOLOGY &amp; MGMT</b>												
Building Construction Technology		38				48				63		
Civil Engineering Technology- Highway Emphasis		6				4				6		
Construction Administration	3				0				0			
Construction Management			51				43				58	
<b>TOTAL</b>	<b>3</b>	<b>44</b>	<b>51</b>	<b>0</b>	<b>0</b>	<b>52</b>	<b>43</b>	<b>0</b>	<b>0</b>	<b>69</b>	<b>58</b>	<b>0</b>

<b>ELECTRONICS/CNS</b>												
Computer Networks & Systems			4				6				1	
Electronics & Automation Eng T											1	
Electrical/Electronics Engineering Technology			12				9				3	
Industrial Electronics Technology		9				12				2		
<b>TOTAL</b>	<b>0</b>	<b>9</b>	<b>16</b>	<b>0</b>	<b>0</b>	<b>12</b>	<b>15</b>	<b>0</b>	<b>0</b>	<b>2</b>	<b>5</b>	<b>0</b>

<b>HEAVY EQUIPMENT</b>												
Heavy Equipment Service Engineering Tech			15				9				0	12
Heavy Equipment Technology		16				16			1	23		
<b>TOTAL</b>	<b>0</b>	<b>16</b>	<b>15</b>	<b>0</b>	<b>0</b>	<b>16</b>	<b>9</b>	<b>0</b>	<b>1</b>	<b>23</b>	<b>0</b>	<b>12</b>

<b>HVACR</b>												
HVACR Eng Tech and Energy Mgmt.			26				38				38	
HVACR Technology		13				23				23		
<b>TOTAL</b>	<b>0</b>	<b>13</b>	<b>26</b>	<b>0</b>	<b>0</b>	<b>23</b>	<b>38</b>	<b>0</b>	<b>0</b>	<b>23</b>	<b>38</b>	<b>0</b>

<b>MANUFACTURING ENGINEERING TECH</b>												
---------------------------------------	--	--	--	--	--	--	--	--	--	--	--	--

**DEGREES CONFERRED BY PROGRAM**  
**ACADEMIC YEAR (SUMMER, FALL, SPRING SEMESTERS)**  
**- COLLEGE OF ENGINEERING TECHNOLOGY -**

	2022-23					2023-24					2024-25			
<b>ENGINEERING TECHNOLOGY</b>	<b>CERT</b>	<b>AAS</b>	<b>BS</b>	<b>MS</b>		<b>CERT</b>	<b>AAS</b>	<b>BS</b>	<b>MS</b>		<b>CERT</b>	<b>AAS</b>	<b>BS</b>	<b>MS</b>
Basic CNC Prog & Machine Operations	19					27					20			
Engineering Technology							4					2		
Industrial Practices	3					1					0			
Industrial Technology and Management			16					19					21	
Lean Technology	5					14					22			
Manufacturing Engineering Technology			43					27					13	
Manufacturing Technology		7					10					9		
Product Design	2					5					1			
Quality Technology	54					42					19			
<b>TOTAL</b>	<b>83</b>	<b>7</b>	<b>59</b>	<b>0</b>		<b>89</b>	<b>14</b>	<b>46</b>	<b>0</b>		<b>62</b>	<b>11</b>	<b>34</b>	<b>0</b>

<b>MECHANICAL DESIGN</b>														
Mechanical Engineering Technology		33	40				30	36			26	0	20	
Product Design Engineering Technology			21					14					23	
<b>TOTAL</b>	<b>0</b>	<b>33</b>	<b>61</b>	<b>0</b>		<b>0</b>	<b>30</b>	<b>50</b>	<b>0</b>		<b>26</b>	<b>0</b>	<b>43</b>	<b>0</b>

<b>PLASTICS &amp; RUBBER</b>														
Plastics Engineering Technology			24					18					12	
Plastics and Polymer Engineering Technology		15					12					13		
Rubber Engineering Technology			2					0					1	
<b>TOTAL</b>	<b>0</b>	<b>15</b>	<b>26</b>	<b>0</b>		<b>0</b>	<b>12</b>	<b>18</b>	<b>0</b>		<b>0</b>	<b>13</b>	<b>13</b>	<b>0</b>

<b>SCHOOL DESIGN &amp; MANUFACTURING</b>														
Quality Technology											1			
<b>TOTAL</b>	<b>0</b>	<b>0</b>	<b>0</b>	<b>0</b>		<b>0</b>	<b>0</b>	<b>0</b>	<b>0</b>		<b>1</b>	<b>0</b>	<b>0</b>	<b>0</b>

<b>SURVEYING</b>														
Advanced Geographic Information Systems	1					0					0			
Geographic Information Systems	2					0					1			
Surveying Engineering			8					4					7	
Surveying Technology		3					5					5		
<b>TOTAL</b>	<b>3</b>	<b>3</b>	<b>8</b>	<b>0</b>		<b>0</b>	<b>5</b>	<b>4</b>	<b>0</b>		<b>1</b>	<b>5</b>	<b>7</b>	<b>0</b>

<b>WELDING ENGINEERING TECHNOLOGY</b>														
Welding Engineering Technology			44					59					43	
Welding Technology		43					51					44		
<b>TOTAL</b>	<b>0</b>	<b>43</b>	<b>44</b>	<b>0</b>		<b>0</b>	<b>51</b>	<b>59</b>	<b>0</b>		<b>0</b>	<b>44</b>	<b>43</b>	<b>0</b>

<b>COLLEGE TOTAL</b>	<b>98</b>	<b>209</b>	<b>359</b>	<b>0</b>		<b>97</b>	<b>263</b>	<b>348</b>	<b>0</b>		<b>97</b>	<b>224</b>	<b>304</b>	<b>12</b>
----------------------	-----------	------------	------------	----------	--	-----------	------------	------------	----------	--	-----------	------------	------------	-----------

Source: Office of Institutional Research and Testing

**DEGREES CONFERRED BY PROGRAM**  
**ACADEMIC YEAR (SUMMER, FALL, SPRING SEMESTERS)**  
**- COLLEGE OF HEALTH PROFESSIONS -**

	2022-23						2023-24						2024-25					
HEALTH PROFESSIONS	CERT	AAS	BS	BSN	MS	DNP	CERT	AAS	BS	BSN	MS	DNP	CERT	AAS	BS	BSN	MS	DNP
<b>DENTAL HYGIENE &amp; PUBLIC HEALTH</b>																		
Dental Hygiene		39	13					29	6					27	2			
Public Health			4	6					0	0	7				0	0	2	
<b>TOTAL</b>	<b>0</b>	<b>39</b>	<b>17</b>	<b>6</b>	<b>0</b>	<b>0</b>	<b>0</b>	<b>29</b>	<b>6</b>	<b>0</b>	<b>7</b>	<b>0</b>	<b>0</b>	<b>27</b>	<b>2</b>	<b>0</b>	<b>2</b>	<b>0</b>

<b>DIAGNOSTIC LABORATORY &amp; THERAPEUTIC SCI</b>																		
Dental Hygiene			1					17	4					19	5			
Diagnostic Medical Sonography		18						19						18				
Medical Laboratory Science			13						14						15			
Medical Laboratory Technology		2						0						0				
Nuclear Medicine Technology			15						20						16			
Radiography		33						25						37				
Respiratory Therapy			9						3						0			
<b>TOTAL</b>	<b>0</b>	<b>53</b>	<b>38</b>	<b>0</b>	<b>0</b>	<b>0</b>	<b>0</b>	<b>61</b>	<b>41</b>	<b>0</b>	<b>0</b>	<b>0</b>	<b>0</b>	<b>74</b>	<b>36</b>	<b>0</b>	<b>0</b>	<b>0</b>

<b>HEALTH ADMINISTRATION &amp; HEALTH INFO.</b>																		
Allied Health Science		43	54					31	46					29	49			
Gerontology	29						31						38					
Health Care Systems Admin.			17						21						17			
Health Care													2					
Health Information Management			10						16						7			
Health Information Technology		9						16						7				
Long Term Care	41						23						20					
Master of Healthcare Admin.					19						11						15	
Master of Public Health																	3	
<b>TOTAL</b>	<b>70</b>	<b>52</b>	<b>81</b>	<b>0</b>	<b>19</b>	<b>0</b>	<b>54</b>	<b>47</b>	<b>83</b>	<b>0</b>	<b>11</b>	<b>0</b>	<b>60</b>	<b>36</b>	<b>73</b>	<b>0</b>	<b>18</b>	<b>0</b>

<b>SCHOOL OF NURSING</b>																		
Nursing				38						18						22		
Nursing Education	1						1						0					
Nursing- B.S.N.				59						74						58		
Doctor of Nursing Practice						3						0						3
Master of Science in Nursing					34						25						17	
<b>TOTAL</b>	<b>1</b>	<b>0</b>	<b>0</b>	<b>97</b>	<b>34</b>	<b>3</b>	<b>1</b>	<b>0</b>	<b>0</b>	<b>92</b>	<b>25</b>	<b>0</b>	<b>0</b>	<b>0</b>	<b>0</b>	<b>80</b>	<b>17</b>	<b>3</b>

<b>COLLEGE TOTAL</b>	<b>71</b>	<b>144</b>	<b>136</b>	<b>103</b>	<b>53</b>	<b>3</b>	<b>55</b>	<b>137</b>	<b>130</b>	<b>92</b>	<b>43</b>	<b>0</b>	<b>60</b>	<b>137</b>	<b>111</b>	<b>80</b>	<b>37</b>	<b>3</b>
----------------------	-----------	------------	------------	------------	-----------	----------	-----------	------------	------------	-----------	-----------	----------	-----------	------------	------------	-----------	-----------	----------

MS (MPH, MHA, MSN)

Source: Office of Institutional Research and Testing

**DEGREES CONFERRED BY PROGRAM**  
**ACADEMIC YEAR (SUMMER, FALL, SPRING SEMESTERS)**  
**- KENDALL COLLEGE OF ART AND DESIGN -**

	2022-23					2023-24					2024-25				
KENDALL	CERT	AFA	BS	BFA	MFA	CERT	AFA	BS	BFA	MFA	CERT	AFA	BS	BFA	MFA
<b>DESIGN STUDIES</b>															
Collaborative Design				2					2					3	
Design		5					10					15			
Digital Art and Design				18					0					13	
Digital Media				1					9					0	
Furniture Design				3					1					0	
Graphic Design				21					18					21	
Illustration				27					17					13	
Industrial Design				5					2					1	
Interior Design				12					9					12	
Life Sci & Pre-Med Illustration														4	
Master of Architecture					2					9					4
Masters of Arts in Design					1					3					1
Medical Illustration				3					2					0	
Metals/Jewelry Design				1					1					0	
Natural Science Illustration						3					4				
Product Design				1					8					4	
Visual and Critical Studies	0				3	0				2	0				0
<b>TOTAL</b>	<b>0</b>	<b>5</b>	<b>0</b>	<b>94</b>	<b>6</b>	<b>3</b>	<b>10</b>	<b>0</b>	<b>69</b>	<b>14</b>	<b>4</b>	<b>15</b>	<b>0</b>	<b>71</b>	<b>5</b>

<b>FINE ARTS/FOUNDATION</b>															
Art Education				5					0					0	
Drawing				0					2					1	
Fashion Studies				2					10					5	
Fine Arts Painting					3					2					2
Painting				2					4					1	
Photography				4					2					3	
Printmaking				0					0					0	
Sculpture/Functional Art				2					4					1	
Studio Arts												1		1	
<b>TOTAL</b>	<b>0</b>	<b>0</b>	<b>0</b>	<b>15</b>	<b>3</b>	<b>0</b>	<b>0</b>	<b>0</b>	<b>22</b>	<b>2</b>	<b>0</b>	<b>1</b>	<b>0</b>	<b>12</b>	<b>2</b>

<b>LIBERAL ARTS/SCIENCE/ART HISTORY</b>															
Art History		0					0	1				0	0		
<b>TOTAL</b>	<b>0</b>	<b>0</b>	<b>0</b>	<b>0</b>	<b>0</b>	<b>0</b>	<b>0</b>	<b>1</b>	<b>0</b>		<b>0</b>	<b>0</b>	<b>0</b>	<b>0</b>	<b>0</b>

<b>COLLEGE TOTAL</b>	<b>0</b>	<b>5</b>	<b>0</b>	<b>109</b>	<b>9</b>	<b>3</b>	<b>10</b>	<b>1</b>	<b>91</b>	<b>16</b>	<b>4</b>	<b>16</b>	<b>0</b>	<b>83</b>	<b>7</b>
----------------------	----------	----------	----------	------------	----------	----------	-----------	----------	-----------	-----------	----------	-----------	----------	-----------	----------

MFA (MA, MARCH, MFA)

Source: Office of Institutional Research and Testing



## DEGREES CONFERRED BY PROGRAM

### ACADEMIC YEAR (SUMMER, FALL, SPRING SEMESTERS)

#### - MICHIGAN COLLEGE OF OPTOMETRY -

	2022-23					2023-24					2024-25			
MICHIGAN COLLEGE OF OPTOMETRY	CERT	AA	BS	OD		CERT	AA	BS	OD		CERT	AA	BS	OD
Optometry				37					31					38
Vision Science			9					8					11	
<b>COLLEGE TOTAL</b>	<b>0</b>	<b>0</b>	<b>9</b>	<b>37</b>		<b>0</b>	<b>0</b>	<b>8</b>	<b>31</b>		<b>0</b>	<b>0</b>	<b>11</b>	<b>38</b>

#### - COLLEGE OF PHARMACY -

	2022-23					2023-24					2023-24			
PHARMACY	CERT	AS	BS	Pharm D		CERT	AS	BS	Pharm D		CERT	AS	BS	Pharm D
Pharmacy				123					88					103
<b>COLLEGE TOTAL</b>	<b>0</b>	<b>0</b>	<b>0</b>	<b>123</b>		<b>0</b>	<b>0</b>	<b>0</b>	<b>88</b>		<b>0</b>	<b>0</b>	<b>0</b>	<b>103</b>

#### - PROFESSIONAL & TECHNOLOGICAL STUDIES -

	2022-23					2023-24					2023-24			
PROFESSIONAL & TECHNOLOGICAL STUDIES	CERT	AS	BS	EDD		CERT	AS	BS	EDD		CERT	AS	BS	EDD
Community College Leadership				38					19					22
<b>COLLEGE TOTAL</b>	<b>0</b>	<b>0</b>	<b>0</b>	<b>38</b>		<b>0</b>	<b>0</b>	<b>0</b>	<b>19</b>		<b>0</b>	<b>0</b>	<b>0</b>	<b>22</b>

#### - UNIVERSITY COLLEGE -

	2022-23					2023-24					2023-24			
UNIVERSITY COLLEGE	CERT	AS	BS	EDD		CERT	AS	BS	EDD		CERT	AS	BS	EDD
Developmental Program & Curriculum														
General Studies		7					8					7		
<b>COLLEGE TOTAL</b>	<b>0</b>	<b>7</b>	<b>0</b>	<b>0</b>		<b>0</b>	<b>8</b>	<b>0</b>	<b>0</b>		<b>0</b>	<b>7</b>	<b>0</b>	<b>0</b>

Source: Office of Institutional Research and Testing

## DEGREES CONFERRED AT FERRIS STATE UNIVERSITY

ACADEMIC YEAR (SUMMER, FALL, SPRING SEMESTERS)

	CERTIFICATE	ASSOCIATE	BACHELOR	MASTER	PROFESSIONAL PRACTICE	DOCTORATE	TOTAL
2005 - 2006	259	905	1,615	134	147		3,060
2006 - 2007	327	873	1,639	169	154		3,162
2007 - 2008	264	861	1,839	137	158		3,259
2008 - 2009	292	794	1,952	197	176		3,411
2009 - 2010	283	787	2,004	156	177		3,407
2010 - 2011	247	718	2,199	165	178		3,507
2011 - 2012	298	819	2,310	149	185		3,761
2012 - 2013	249	790	2,359	127	150	5	3,680
2013 - 2014	288	683	2,412	164	178	8	3,733
2014 - 2015	370	695	2,404	144	163	24	3,800
2015 - 2016	441	741	2,600	221	182	11	4,196
2016 - 2017	489	881	2,557	223	182	16	4,348
2017 - 2018	462	839	2,581	158	162	16	4,218
2018 - 2019	427	807	2,487	164	184	29	4,098
2019 - 2020	328	729	2,148	163	163	23	3,554
2020 - 2021	326	732	2,123	189	174	30	3,574
2021-2022	298	758	1,914	198	175	22	3,365
2022-2023	281	635	1,748	183	160	41	3,048
2023-2024	246	750	1,672	177	119	19	2,983
2024-2025	194	668	1,537	153	141	25	2,718

Source: Office of Institutional Research and Testing

# FERRIS STATE UNIVERSITY

## APPROVED PROGRAM MAJORS

\* exception for programs with concentration that were built as an individual degree

### COLLEGE OF ARTS, SCIENCES AND EDUCATION

Department	Program	Degree
Arts, Sciences and Education Dean's Office	Integrative Studies	AA
Arts, Sciences and Education Dean's Office	Integrative Studies	BS
Biological Sciences	Biology	BS
Biological Sciences	Biotechnology	BS
Biological Sciences	Pre-Science	AS
Biological Sciences/Physical Sciences	Natural Science	AS
Education	Biology Education	BS
Education	Business Mgmt Marketing & Tech Education	BS
Education	*Career & Technical Education/Instructor	MTE
Education	*Career & Technical Education/Postsecondary Administration	MTE
Education	*Career & Technical Education/Training and Development	MTE
Education	Chemistry Education	BS
Education	*Curriculum & Instruction - Special Education	M.Ed.
Education	*Curriculum & Instruction - Subject Area	M.Ed.
Education	Early Childhood Education	AAS
Education	Early Childhood Education	BS
Education	Educational Leadership	MS
Education	Elementary Education	BS
Education	English Education	BS
Education	Mathematics Education	BS
Education	Pre-Teaching Elementary	AA
Education	Pre-Teaching Secondary	AA
Education	Social Studies Education	BS
Education	Special Education	BS
Education	Technical Education - Prof. Modularized Teaching Education	BS
English, Literature, and World Languages	English	BA
English, Literature, and World Languages	Journalism & Technical Communication	BS
English, Literature, and World Languages	Liberal Arts	AA
English, Literature, and World Languages	Spanish for the Professions	BS
English, Literature, and World Languages	Technical & Professional Communication	BS
Humanities	Communication Studies	AA
Humanities	Communication Studies	BS
Humanities	History	BA
Humanities	Social Justice	BA
Humanities	Sports Communication	BS
Mathematics	Actuarial Science	BS
Mathematics	Applied Mathematics	BS
Mathematics	Applied Mathematics/Computer Science	BS
Mathematics	Pre-Engineering	AS

# FERRIS STATE UNIVERSITY

## APPROVED PROGRAM MAJORS

\* exception for programs with concentration that were built as an individual degree

### COLLEGE OF ARTS, SCIENCES AND EDUCATION Continued

Physical Sciences	Biochemistry	BA
Physical Sciences	Biochemistry	BS
Physical Sciences	Chemistry	BA
Physical Sciences	Industrial Chemistry	BS
Physical Sciences	Industrial Chemistry Technology	AAS
Physical Sciences	Pre-Pharmacy	AS
Social and Behavioral Sciences	Political Science	BS
Social and Behavioral Sciences	Psychology	AA
Social and Behavioral Sciences	Psychology	BS
Social and Behavioral Sciences	Sociology	BA
Social Work	Social Work	AA
Social Work	Social Work	BSW
Social Work	Social Work	MSW

# FERRIS STATE UNIVERSITY

## APPROVED PROGRAM MAJORS

\* exception for programs with concentration that were built as an individual degree

### COLLEGE OF BUSINESS

Department	Program	Degree
Accountancy, Finance, & Information Systems	Accountancy	AAS
Accountancy, Finance, & Information Systems	Accountancy	BS
Accountancy, Finance, & Information Systems	Accountancy/Computer Information Systems	BS
Accountancy, Finance, & Information Systems	*Accountancy/Finance	BS
Accountancy, Finance, & Information Systems	Artificial Intelligence	BS
Accountancy, Finance, & Information Systems	Computer Information Systems	AAS
Accountancy, Finance, & Information Systems	Computer Information Systems	BS
Accountancy, Finance, & Information Systems	Computer Information Technology	AAS
Accountancy, Finance, & Information Systems	Computer Information Technology	BS
Accountancy, Finance, & Information Systems	Finance	BS
Accountancy, Finance, & Information Systems	Information Security & Intelligence	AAS
Accountancy, Finance, & Information Systems	Information Security & Intelligence	BS
Accountancy, Finance, & Information Systems	Information Security & Intelligence	MS
Accountancy, Finance, & Information Systems	Project Management	BS
Criminal Justice	*Criminal Justice/Corrections Option	BS
Criminal Justice	*Criminal Justice/Generalist Option	BS
Criminal Justice	*Criminal Justice/Law Enforcement Option	BS
Criminal Justice	Criminal Justice	AA
Criminal Justice	Criminal Justice Administration	MS
Digital Media	Digital Animation and Game Design	BAS
Digital Media	Digital Media	AS
Digital Media	Digital Media Software Engineering	BS
Digital Media	Professional Esports Production	BS
Digital Media	Television and Digital Media Production	BS
Management	*Business Administration with Professional Tracks	BS
Management	Business Administration	BS
Management	Business Administration	MBA
Management	Business Administration/Aviation	BS
Management	Economics	BS
Management	General Business	AAS
Management	Human Resource Management	BS
Management	Operations and Supply Chain Management	BS
Management	Risk Management and Insurance	BS
Marketing	Business Data Analytics	BS
Marketing	Data Science and Analytics	MS
Marketing	Design	BS
Marketing	Graphic Communications	AAS
Marketing	Graphic Media Management	BS
Marketing	Marketing	AAS
Marketing	Marketing	BS
Marketing	Professional Sales	BS
Marketing	Public Relations	BS
Sport Entertainment and Hospitality Mgmt	Hospitality Management	BS
Sport Entertainment and Hospitality Mgmt	Music and Entertainment Business	BS
Sport Entertainment and Hospitality Mgmt	PGA Golf Management	BS
Sport Entertainment and Hospitality Mgmt	Professional Tennis Management	BS
Sport Entertainment and Hospitality Mgmt	Restaurant & Food Industry Management	AAS

# FERRIS STATE UNIVERSITY

## APPROVED PROGRAM MAJORS

\* exception for programs with concentration that were built as an individual degree

### COLLEGE OF ENGINEERING TECHNOLOGY

School	Program	Degree
Automotive and Heavy Equipment	Automotive Engineering Technology	BS
Automotive and Heavy Equipment	Automotive Management	BS
Automotive and Heavy Equipment	Automotive Management 2+2	BS
Automotive and Heavy Equipment	Automotive Service Technology	AAS
Automotive and Heavy Equipment	Heavy Equipment Service Engineering Technology	BS
Automotive and Heavy Equipment	Heavy Equipment Technology	AAS
Automotive and Heavy Equipment	Sustainable Transportation Service	AAS
Built Environment	Architectural Technology	AAS
Built Environment	Architecture & Sustainability	BS
Built Environment	Building Construction Technology	AAS
Built Environment	Civil Engineering Technology - Highway Emphasis	AAS
Built Environment	Construction Management	BS
Built Environment	Facility Management	BS
Built Environment	HVACR Engineering Technology and Energy Management	BS
Built Environment	HVACR Technology	AAS
Design and Manufacturing	CAD Drafting & Tool Design Technology	AAS
Design and Manufacturing	Industrial Technology and Management	BAS
Design and Manufacturing	Manufacturing Engineering Technology	BS
Design and Manufacturing	Manufacturing Technology	AAS
Design and Manufacturing	Plastics & Polymer Engineering Technology	AAS
Design and Manufacturing	Plastics Engineering Technology	BS
Design and Manufacturing	Rubber Engineering Technology	BS
Design and Manufacturing	Welding Engineering Technology	BS
Design and Manufacturing	Welding Technology	AAS
Engineering and Computing Technology	Computer Networks & Systems	BS
Engineering and Computing Technology	Electronics and Automation Engineering Technology	BS
Engineering and Computing Technology	Industrial Automation Engineering Technology	AAS
Engineering and Computing Technology	Mechanical Engineering Technology	AAS
Engineering and Computing Technology	Mechanical Engineering Technology	BS
Engineering and Computing Technology	Product Design Engineering Technology	BS
Engineering and Computing Technology	Surveying Engineering	BS
Engineering and Computing Technology	Surveying Technology	AAS

# FERRIS STATE UNIVERSITY

## APPROVED PROGRAM MAJORS

\* exception for programs with concentration that were built as an individual degree

### COLLEGE OF HEALTH PROFESSIONS

Department/School	Program	Degree
Dental Hygiene & Public Health	Dental Hygiene	AAS
Dental Hygiene & Public Health	Dental Hygiene	BS
Dental Hygiene & Public Health	Public Health	BS
Dental Hygiene & Public Health	Public Health	MPH
Diagnostic, Laboratory & Therapeutic Sciences	Diagnostic Medical Sonography	AAS
Diagnostic, Laboratory & Therapeutic Sciences	Medical Laboratory Science	BS
Diagnostic, Laboratory & Therapeutic Sciences	Nuclear Medicine Technology	BS
Diagnostic, Laboratory & Therapeutic Sciences	Radiography	AAS
Health Administration & Health Information	Allied Health Science	AAS
Health Administration & Health Information	Allied Health Science	BS
Health Administration & Health Information	Exercise Science	BS
Health Administration & Health Information	Health Care Systems Administration	BS
Health Administration & Health Information	Health Information Management	BS
Health Administration & Health Information	Health Information Technology	AAS
Health Administration & Health Information	Healthcare Administration	MHA
Nursing	Nursing	DNP
Nursing	Nursing	MSN
Nursing	Nursing	BSN
Nursing	Nursing RN to BSN	BSN

### COLLEGE OF PHARMACY

Program	Degree
Doctor of Pharmacy	Pharm.D.
Pharmaceutical Sciences	BS

### COLLEGE OF PROFESSIONAL AND TECHNOLOGICAL STUDIES

Program	Degree
Community College Leadership	EDD

### MICHIGAN COLLEGE OF OPTOMETRY

Program	Degree
Doctor of Optometry	OD
Vision Science	BS

# FERRIS STATE UNIVERSITY

## APPROVED PROGRAM MAJORS

\* exception for programs with concentration that were built as an individual degree

### KENDALL COLLEGE OF ART AND DESIGN

Program	Degree
Architecture	MArch
Art History	AA
Art History Academic	BA
Art History Studio	BA
Design	AFA
Design	MA
Digital Art & Design	BFA
Fashion Studies	BFA
Fine Arts/Painting	MFA
Graphic Design	BFA
Illustration	BFA
Interior Design	BFA
Life Science & Pre-Medical Illustration	BFA
Photography	BFA
Product Design	BFA
Studio Arts	AFA
Studio Arts	BFA
Visual and Critical Studies	CT

### UNIVERSITY COLLEGE

Program	Degree
Community Leadership	AA
General Studies	AA
Honors Program Associate	AS
Honors Program Bachelor	BS

### TOTAL NUMBER of DEGREE PROGRAMS OFFERED

Certificate's	Associate's	Bachelor's	Master's	Doctoral
90	47	104	16	4

Source: Academic Affairs

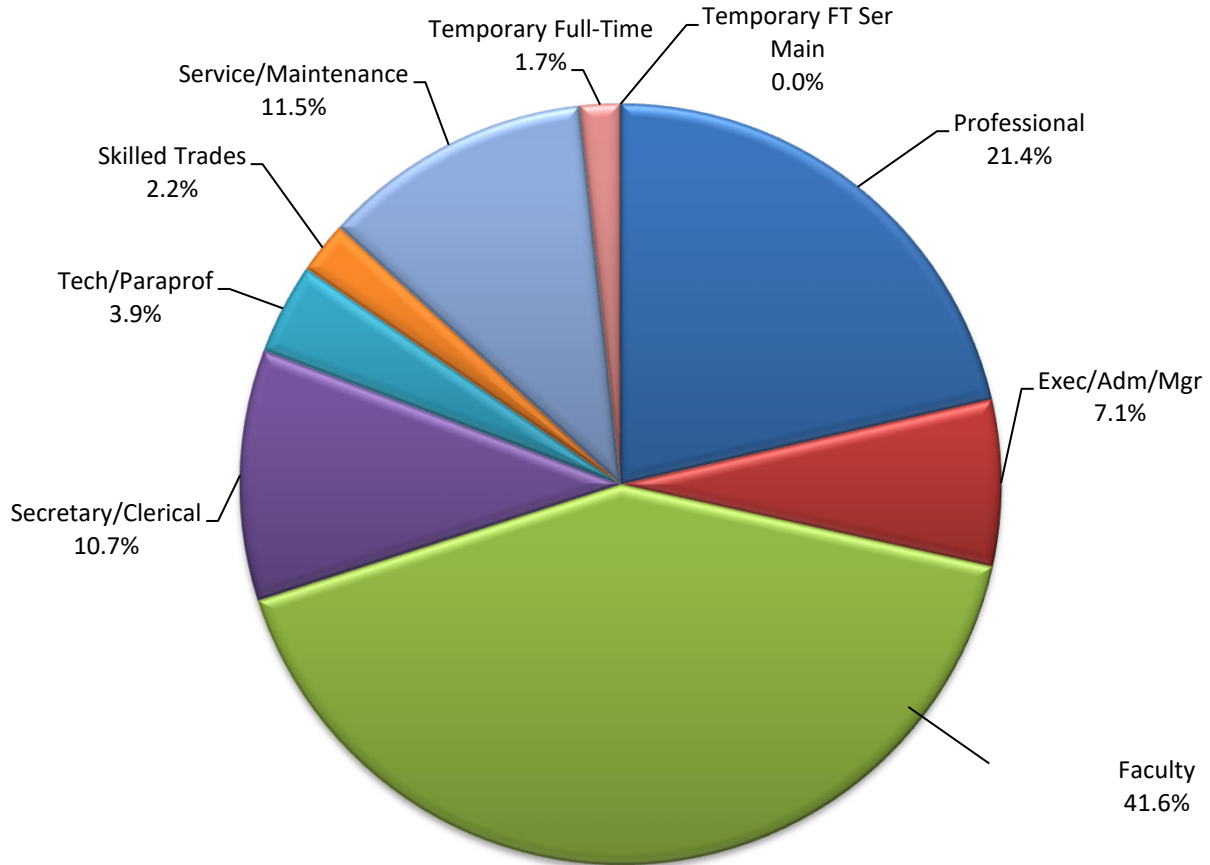


# **FACULTY & STAFF**



## UNIVERSITY STAFF BY JOB CATEGORY AND GENDER FALL 2025

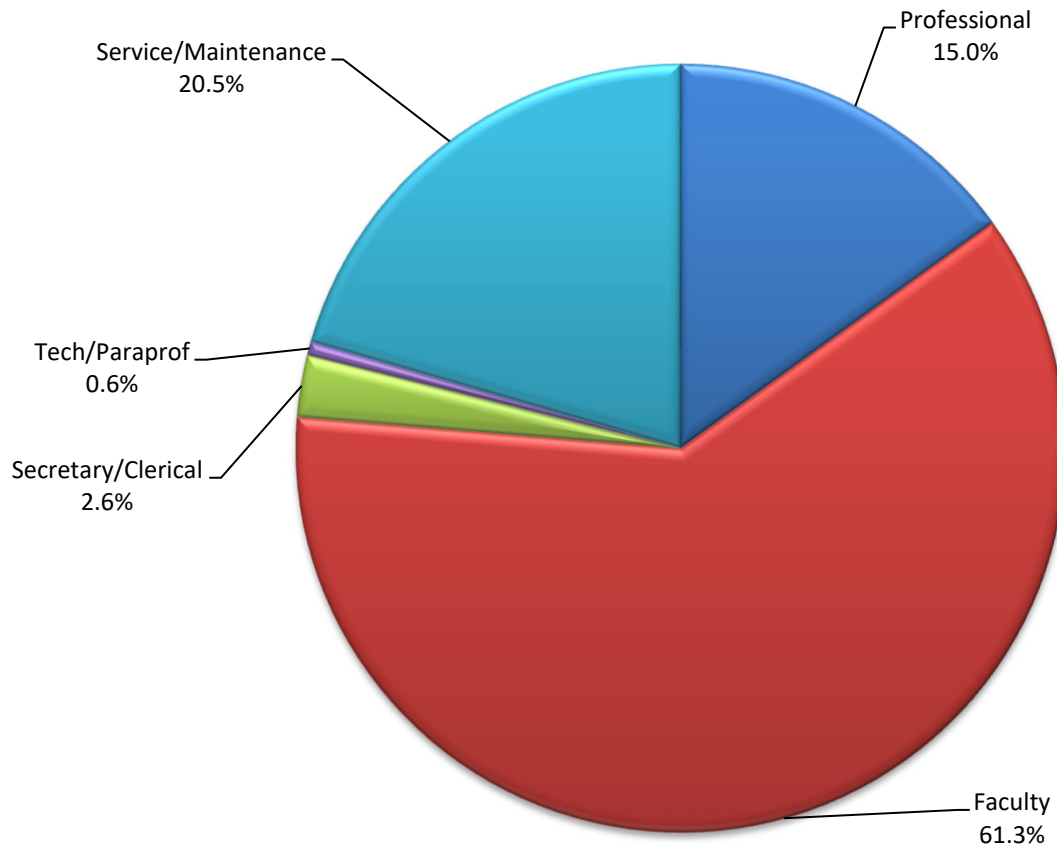
### FULL-TIME



<u>JOB CATEGORY</u>	<u>MALE NUMBER</u>	<u>PERCENT</u>	<u>FEMALE NUMBER</u>	<u>PERCENT</u>	<u>TOTAL NUMBER</u>	<u>PERCENT</u>
Professional	95	36.4%	166	63.6%	261	21.4%
Exec/Adm/Mgr	41	47.7%	45	52.3%	86	7.1%
Faculty	266	52.5%	241	47.5%	507	41.6%
Secretary/Clerical	27	20.8%	103	79.2%	130	10.7%
Tech/Paraprof	37	78.7%	10	21.3%	47	3.9%
Skilled Trades	26	96.3%	1	3.7%	27	2.2%
Service/Maintenance	88	62.9%	52	37.1%	140	11.5%
Temporary Full-Time	9	42.9%	12	57.1%	21	1.7%
Temporary FT Ser Main	0	0.0%	0	0.0%	0	0.0%
<b>TOTAL</b>	<b>589</b>	<b>48.3%</b>	<b>630</b>	<b>51.7%</b>	<b>1,219</b>	<b>100.0%</b>

Source: Office of Human Resource Development

**UNIVERSITY STAFF BY JOB CATEGORY AND GENDER**  
**FALL 2025**  
**PART-TIME**

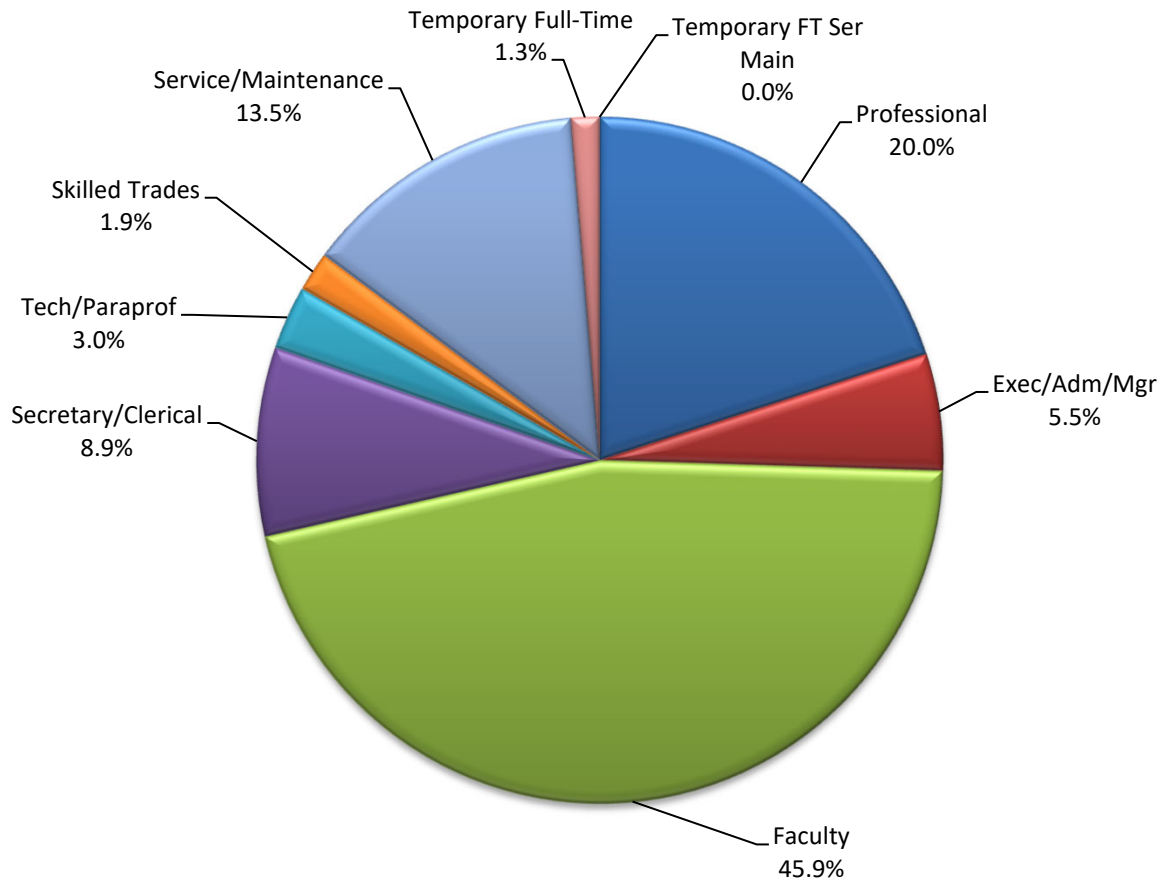


JOB CATEGORY	MALE		FEMALE		TOTAL	
	NUMBER	PERCENT	NUMBER	PERCENT	NUMBER	PERCENT
Professional	25	48.1%	27	51.9%	52	15%
Faculty	91	42.9%	121	57.1%	212	61.3%
Secretary/Clerical	0	0.0%	9	100.0%	9	2.6%
Tech/Paraprof	0	23.8%	2	76.2%	2	0.6%
Service/Maintenance	40	63.8%	31	36.2%	71	20.5%
<b>TOTAL</b>	<b>156</b>	<b>45.1%</b>	<b>190</b>	<b>54.9%</b>	<b>346</b>	<b>100.0%</b>

Source: Office of Human Resource Development

# UNIVERSITY STAFF BY JOB CATEGORY AND GENDER FALL 2025

## TOTAL



JOB CATEGORY	MALE		FEMALE		TOTAL	
	NUMBER	PERCENT	NUMBER	PERCENT	NUMBER	PERCENT
Professional	120	38.3%	193	61.7%	313	20.0%
Exec/Adm/Mgr	41	47.7%	45	52.3%	86	5.5%
Faculty	357	49.7%	362	50.3%	719	45.9%
Secretary/Clerical	27	19.4%	112	80.6%	139	8.9%
Tech/Paraprof	37	78.7%	10	21.3%	47	3.0%
Skilled Trades	26	89.7%	3	10.3%	29	1.9%
Service/Maintenance	128	60.7%	83	39.3%	211	13.5%
Temporary Full-Time	9	42.9%	12	57.1%	21	1.3%
Temporary FT Ser Main	0	0.0%	0	0.0%	0	0.0%
<b>TOTAL</b>	<b>745</b>	<b>47.6%</b>	<b>820</b>	<b>52.4%</b>	<b>1,565</b>	<b>100.0%</b>

Source: Office of Human Resource Development

## FALL FACULTY AND STAFF BY RACE/ETHNICITY AND GENDER

FULL-TIME &amp; PART-TIME EMPLOYEES - 12/10/2025

	<u>FEMALE</u>	<u>MALE</u>	<u>TOTAL</u>
AMERICAN INDIAN OR ALASKAN NATIVE	4	4	8
ASIAN	22	26	48
BLACK OR AFRICAN AMERICAN	21	23	44
HISPANIC OR LATINO	17	12	29
NATIVE HAWAIIAN OR PACIFIC ISLANDER	0	1	1
TWO OR MORE RACES	10	7	17
WHITE	740	657	1,397
UNREPORTED	6	15	21
<b>TOTAL</b>	<b>820</b>	<b>745</b>	<b>1,565</b>

The following definitions are used in determining racial/ethnic designations:

**American Indian or Alaskan Native:**

A person having origins in any of the original peoples of North and South America (including Central America), and who maintains cultural identification through tribal affiliation or community attachment.

**Asian:**

A person having origins in any of the original peoples of the Far East, Southeast Asia, or the Indian Subcontinent including, for example, Cambodia, China, India, Japan, Korea, Malaysia, Pakistan, the Philippine Islands, Thailand, and Vietnam.

**Black or African American:**

A person having origins in any of the black racial groups of Africa.

**Hispanic or Latino:**

A person of Cuban, Mexican, Puerto Rican, Central or South American, or other Spanish culture or origin, regardless of race.

**Native Hawaiian or Pacific Islander:**

A person having origins in any of the original peoples of Hawaii, Guam, Samoa, or other Pacific Islands.

**White:**

A person having origins in any of the original peoples of Europe, the Middle East, or North Africa.

Source: Office of Human Resource Development

## FALL STUDENT EMPLOYEE BY RACE/ETHNICITY AND GENDER

## PART-TIME STUDENT EMPLOYEES - 11/1/2023

	<u>FEMALE</u>	<u>MALE</u>	<u>TOTAL</u>
AMERICAN INDIAN OR ALASKAN NATIVE	6	3	9
ASIAN	24	23	47
BLACK OR AFRICAN AMERICAN	96	72	168
HISPANIC OR LATINO	61	32	93
NATIVE HAWAIIAN OR PACIFIC ISLANDER	0	0	0
TWO OR MORE RACES	27	11	38
WHITE	548	377	925
UNREPORTED	18	14	32
<b>TOTAL</b>	<b>780</b>	<b>532</b>	<b>1,312</b>

The following definitions are used in determining racial/ethnic designations:

**American Indian or Alaskan Native:**

A person having origins in any of the original peoples of North and South America (including Central America), and who maintains cultural identification through tribal affiliation or community attachment.

**Asian:**

A person having origins in any of the original peoples of the Far East, Southeast Asia, or the Indian Subcontinent including, for example, Cambodia, China, India, Japan, Korea, Malaysia, Pakistan, the Philippine Islands, Thailand, and Vietnam.

**Black or African American:**

A person having origins in any of the black racial groups of Africa.

**Hispanic or Latino:**

A person of Cuban, Mexican, Puerto Rican, Central or South American, or other Spanish culture or origin, regardless of race.

**Native Hawaiian or Pacific Islander:**

A person having origins in any of the original peoples of Hawaii, Guam, Samoa, or other Pacific Islands.

**White:**

A person having origins in any of the original peoples of Europe, the Middle East, or North Africa.

## DISTINGUISHED TEACHER AWARD

The Ferris State University Academic Senate oversees the selection of the Distinguished Teacher Awards. Teachers receiving this award have been nominated by their peers based on the following criteria: teaching excellence; participation in professional development activities; interest in students outside the classroom/laboratory; and exhibiting distinction as a member of the university community.

YEAR	RECIPIENT	COLLEGE	YEAR	RECIPIENT	COLLEGE
1977	Max T. Yeley	Technology	1998	Mitchell LeClaire	Technology
1978	Richard L. Shaw	Technology	1999	Maryanne Heidemann	Arts & Sciences
1979	Joseph J. Mitala	Pharmacy	1999	James (Ted) Walker	Arts & Sciences
1980	Sidney P. Sytsma	Business	2000	Daniel E. Noren	Arts & Sciences
1981	Richard A. Santer	Arts & Sciences	2000	Richard J. Pisacreta	Arts & Sciences
1982	Michael D. Ells	Allied Health	2001	Abdollah Ferdowsi	Business
1982	Neill H. Nutter	Arts & Sciences	2001	J. Randall Groves	Arts & Sciences
1983	Herbert L. Carson	Arts & Sciences	2002	Sheila Squicciarini	Allied Health Sciences
1984	Robert E. Friar	Arts & Sciences	2003	David Aiken	Arts & Sciences
1984	Newell H. Johnson	Technology	2003	David Hanna	Technology
1985	Julia H. Bonkowski	Allied Health	2003	Phillip Middleton	Arts & Sciences
1985	James P. Lehnert	Arts & Sciences	2004	David Pilgrim	Arts & Sciences
1986	Ada Lou Carson	Arts & Sciences	2005	Robert McCullough	Arts & Sciences
1987	Michael C. Cooper	Business	2005	Fred Heck	Arts & Sciences
1987	Rose Ann Swartz	Business	2006	Pasquale Di Raddo	Arts & Sciences
1988	Robert C. Ferguson	Arts & Sciences	2007	Mary Murnik	Arts & Sciences
1988	Garth S. McHattie	Education	2008	Khagendra Thapa	Technology
1989	Mark A. Curtis	Technology	2009	Daniel Adsmond	Arts & Sciences
1989	James D. Maas	Business	2010	Richard Goosen	Engineering Technology
1990	Marilyn Keigley	Business	2011	Greg Gogolin	Business
1990	Christine Towner	Allied Health	2012	Clifton V. Franklund	Arts & Sciences
1991	Roxanne M. Cullen	Arts & Sciences	2013	Avesh Raghunandan	Optometry
1991	Gary C. Horn	Arts & Sciences	2014	Gary Huey	Arts & Sciences
1992	Bruce L. Beetley	Arts & Sciences	2014	Jennifer Johnson	Arts & Sciences
1992	John H. Landis	Allied Health Sciences	2015	Not Awarded	
1993	Doug Fonner	Arts & Sciences	2016	Sharon Colley	Health Professions
1993	Terry Nerbonne	Education	2017	John Scott Gray	Arts & Sciences
1994	Fred Lovgren	Business	2018	Deborah Rockman	Kendall
1994	Edward Stuart	Technology	2019	Tracy Busch	Arts & Sciences
1995	Maude Bigford	Arts & Sciences	2020	Lori A. Faulkner	Kendall
1995	Judy Schottle	Allied Health Sciences	2021	Patrick Bishop	Business
1996	Michael Keating	Optometry	2022	Eric Warner	Arts, Sciences & Education
1996	Caroline Stern	Arts & Sciences	2023	Joshua Pardon	Business
1997	J. Randall Vance	Optometry	2024	Becky Johnson-Himes	Health Professions
1998	Walt Hoeksema	Arts & Sciences	2025	Deirdre Fagan	Arts, Sciences & Education

Source: Academic Senate

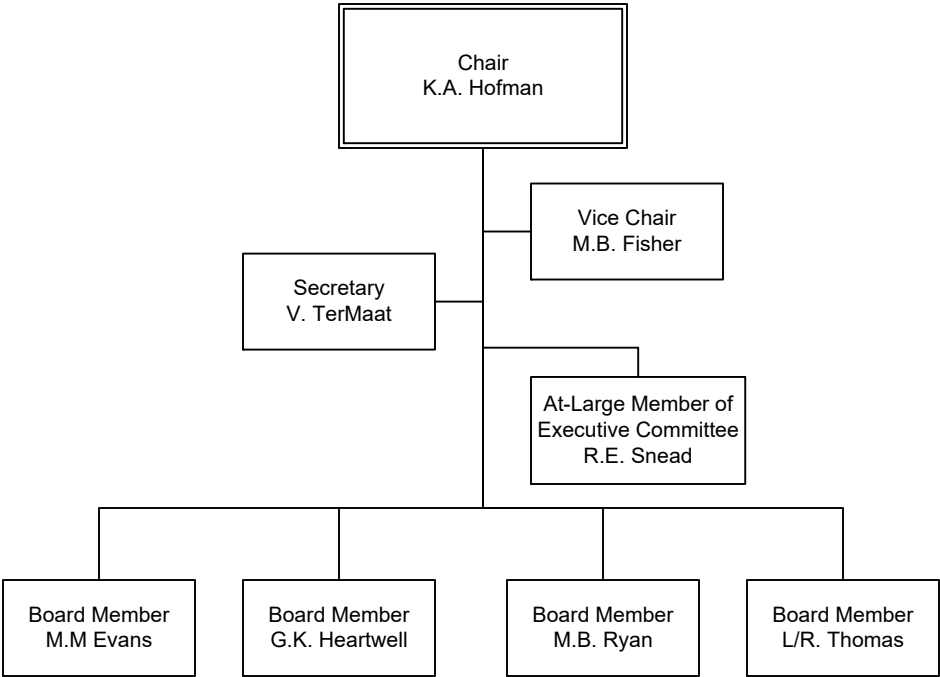


# **ORGANIZATIONAL CHARTS**



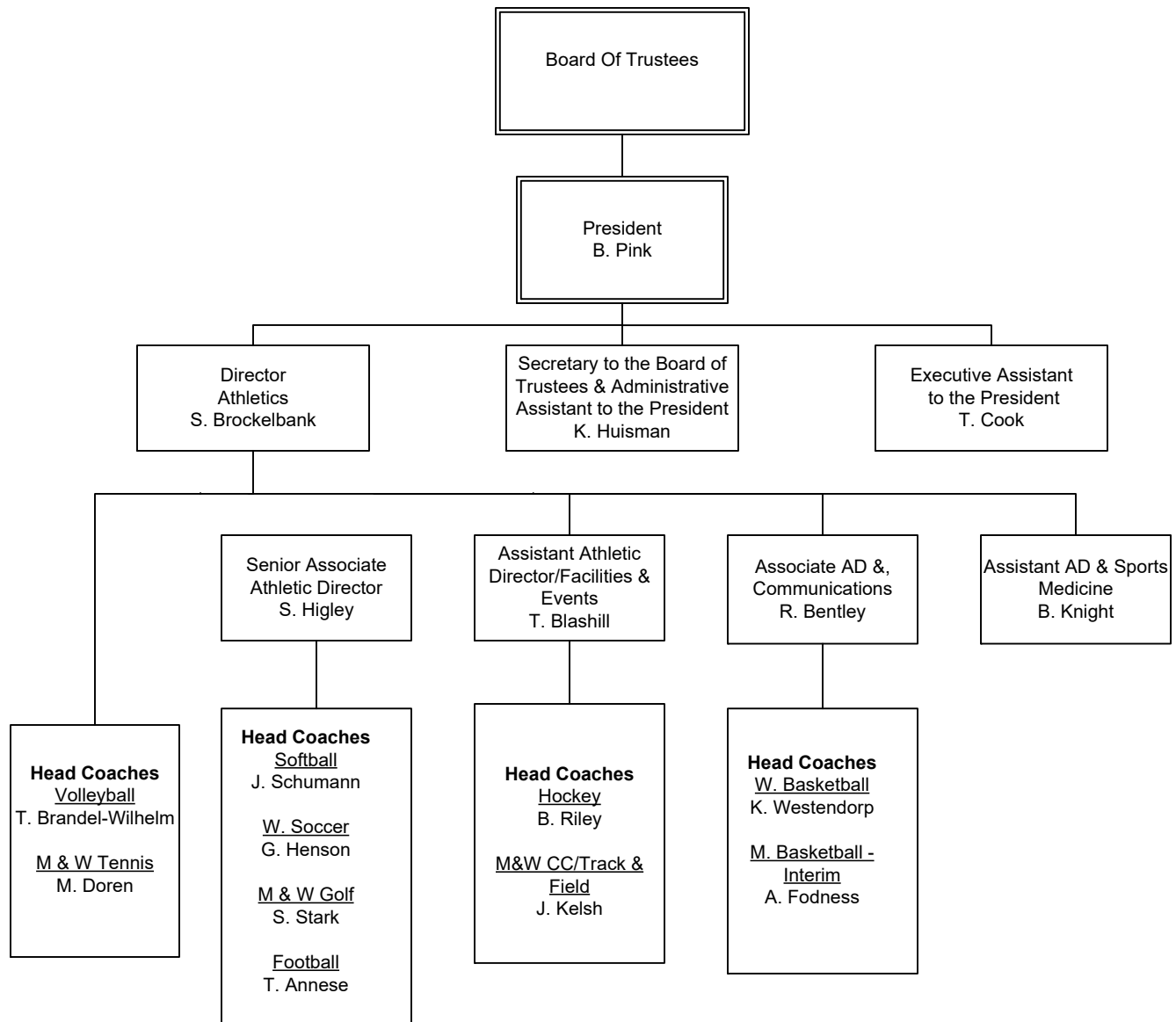
FERRIS STATE UNIVERSITY

BOARD OF TRUSTEES



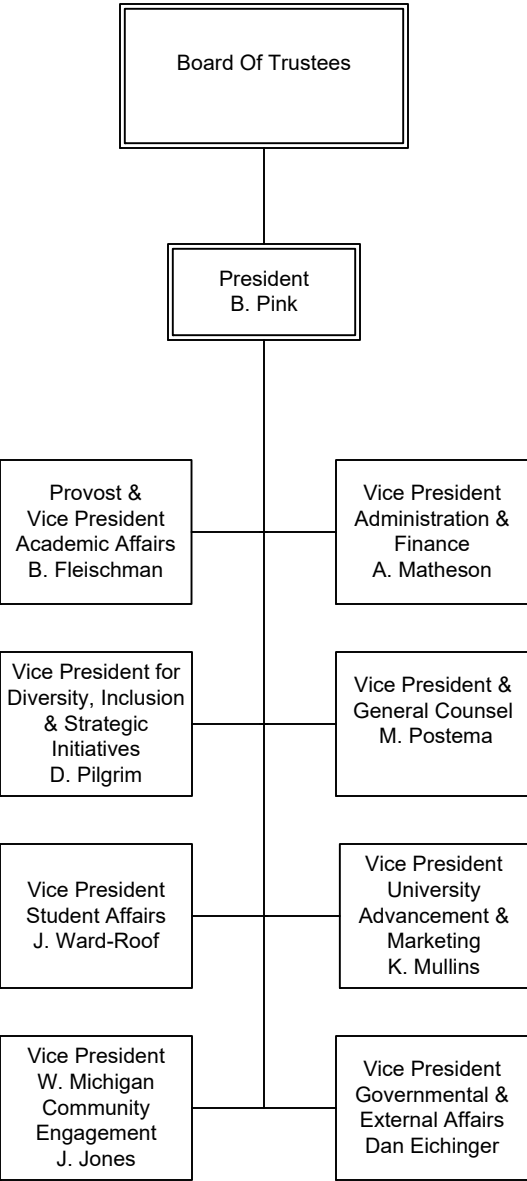
# FERRIS STATE UNIVERSITY

## EXECUTIVE DIVISION



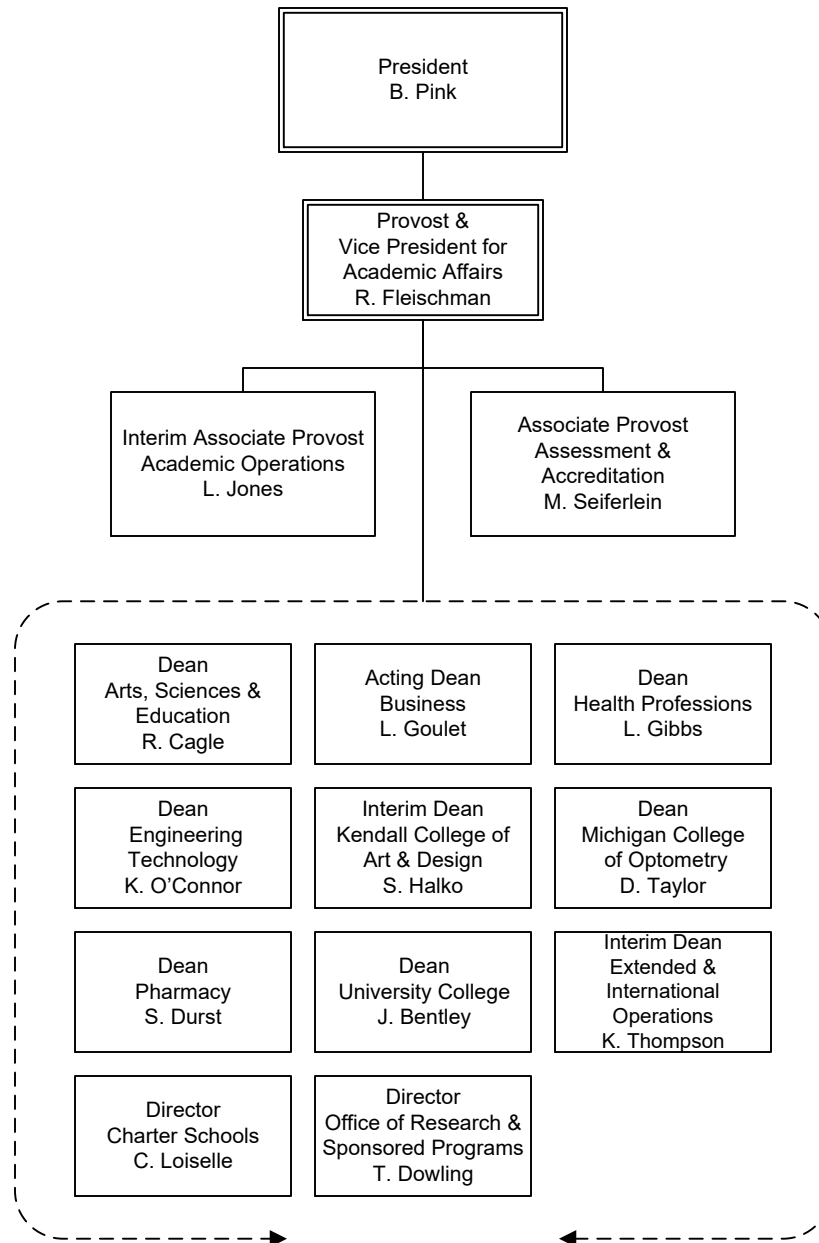
FERRIS STATE UNIVERSITY

PRESIDENT’S COUNCIL

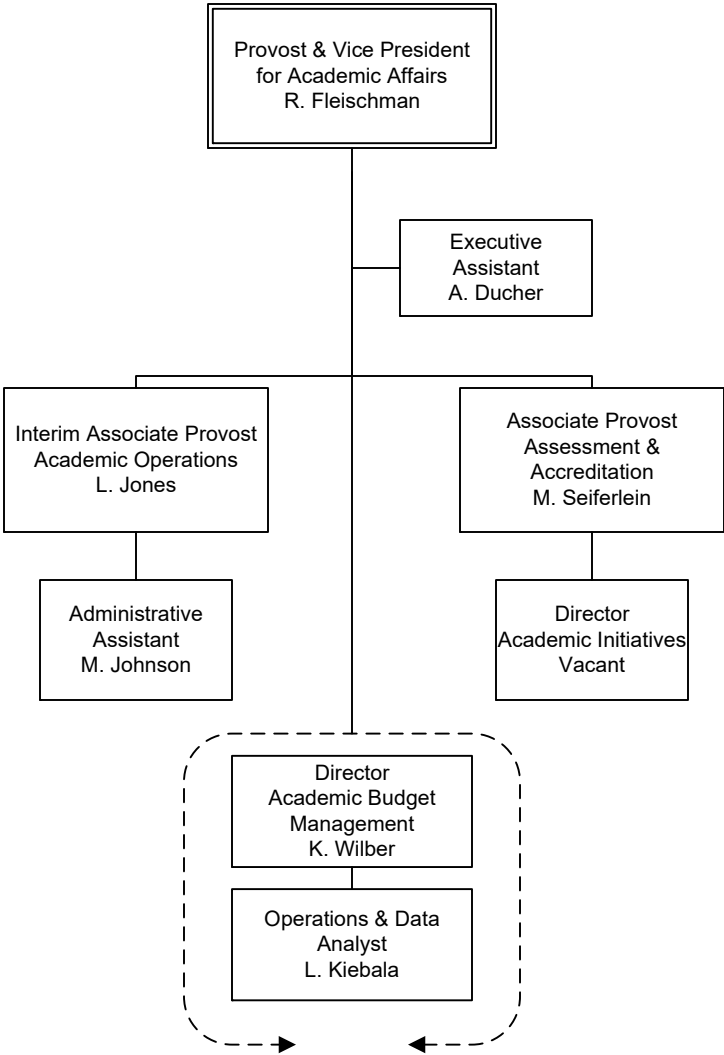


# FERRIS STATE UNIVERSITY

## ACADEMIC AFFAIRS DIVISION

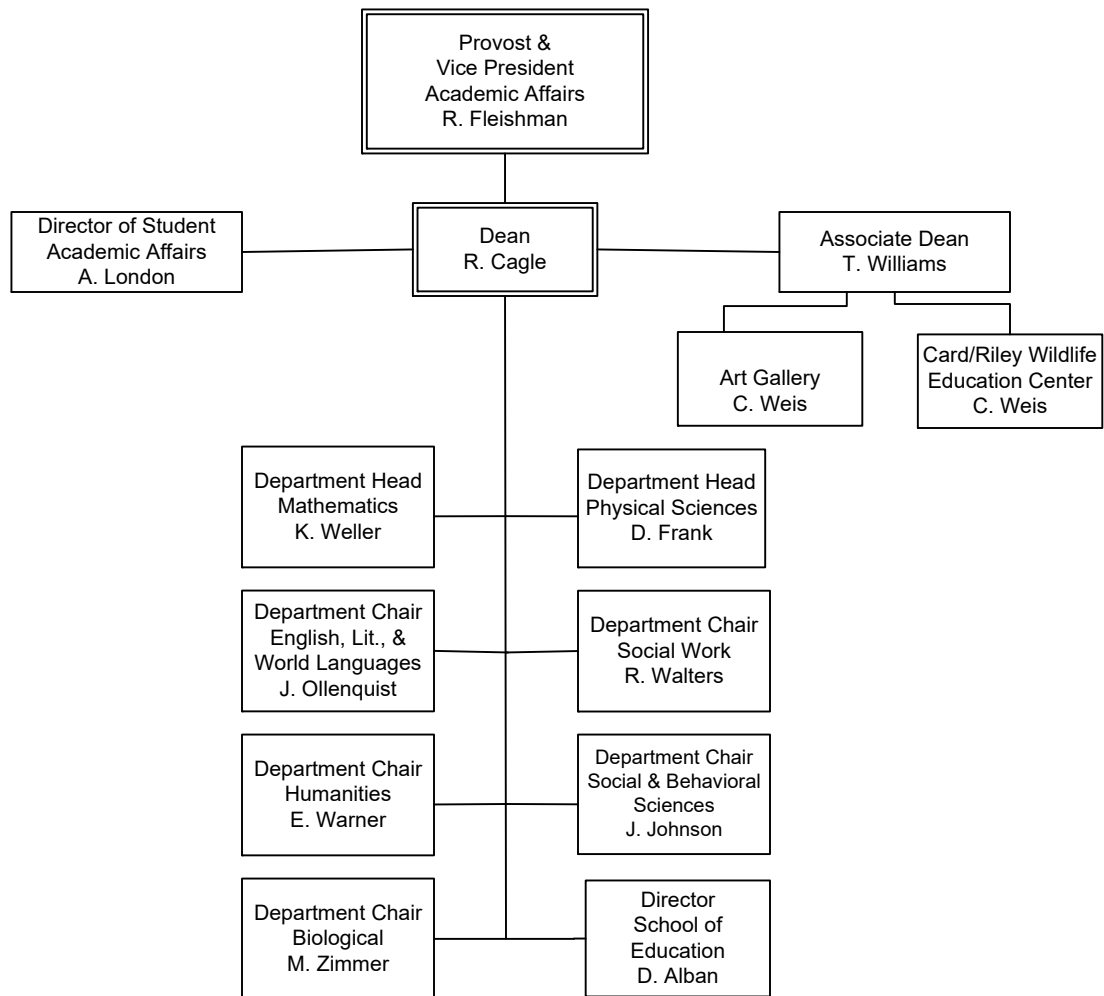


**FERRIS STATE UNIVERSITY**  
*ACADEMIC AFFAIRS DIVISION*  
  
OFFICE OF ACADEMIC AFFAIRS



**FERRIS STATE UNIVERSITY**  
*ACADEMIC AFFAIRS DIVISION*

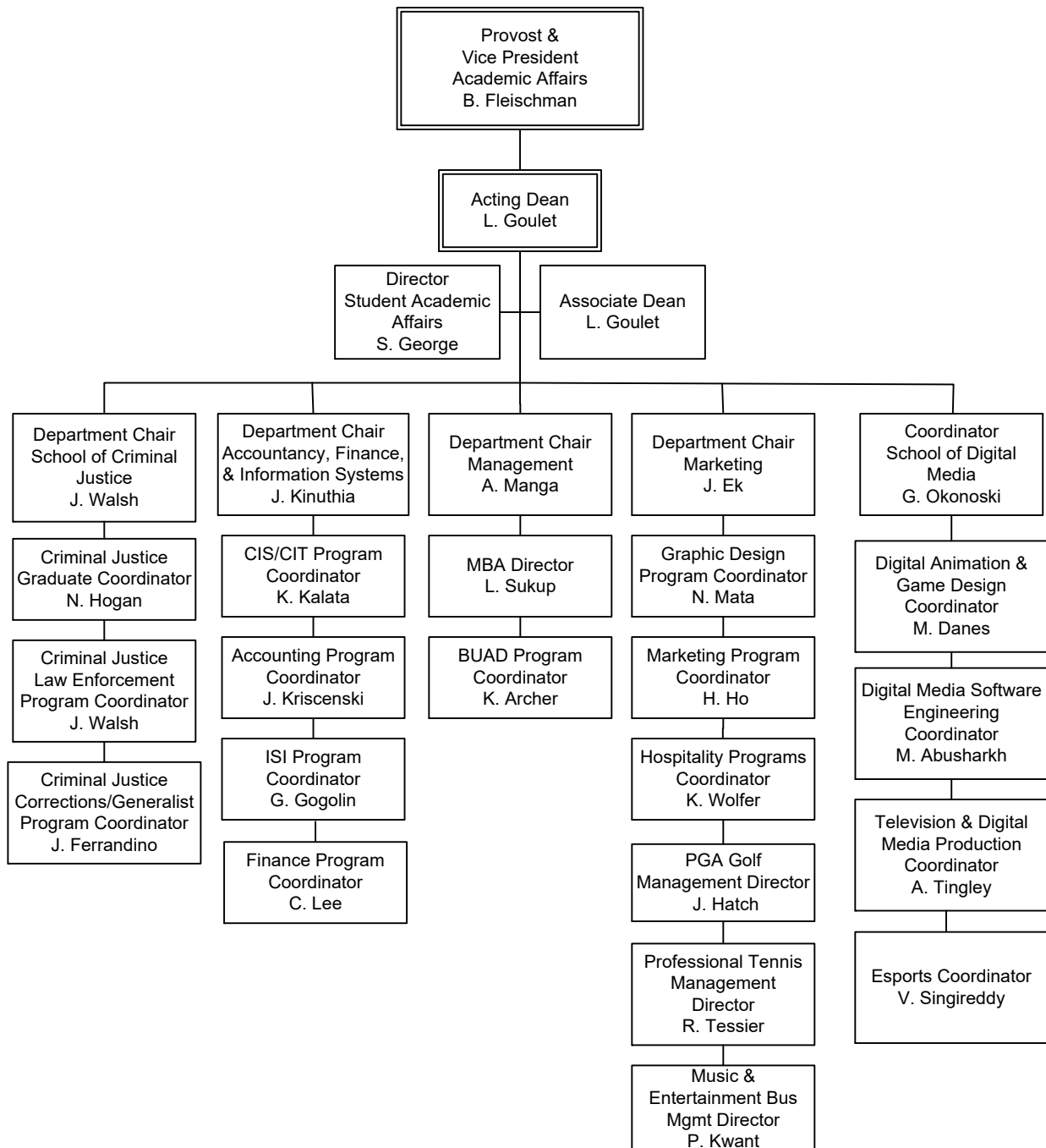
COLLEGE OF ARTS, SCIENCES and EDUCATION





**FERRIS STATE UNIVERSITY**  
ACADEMIC AFFAIRS DIVISION

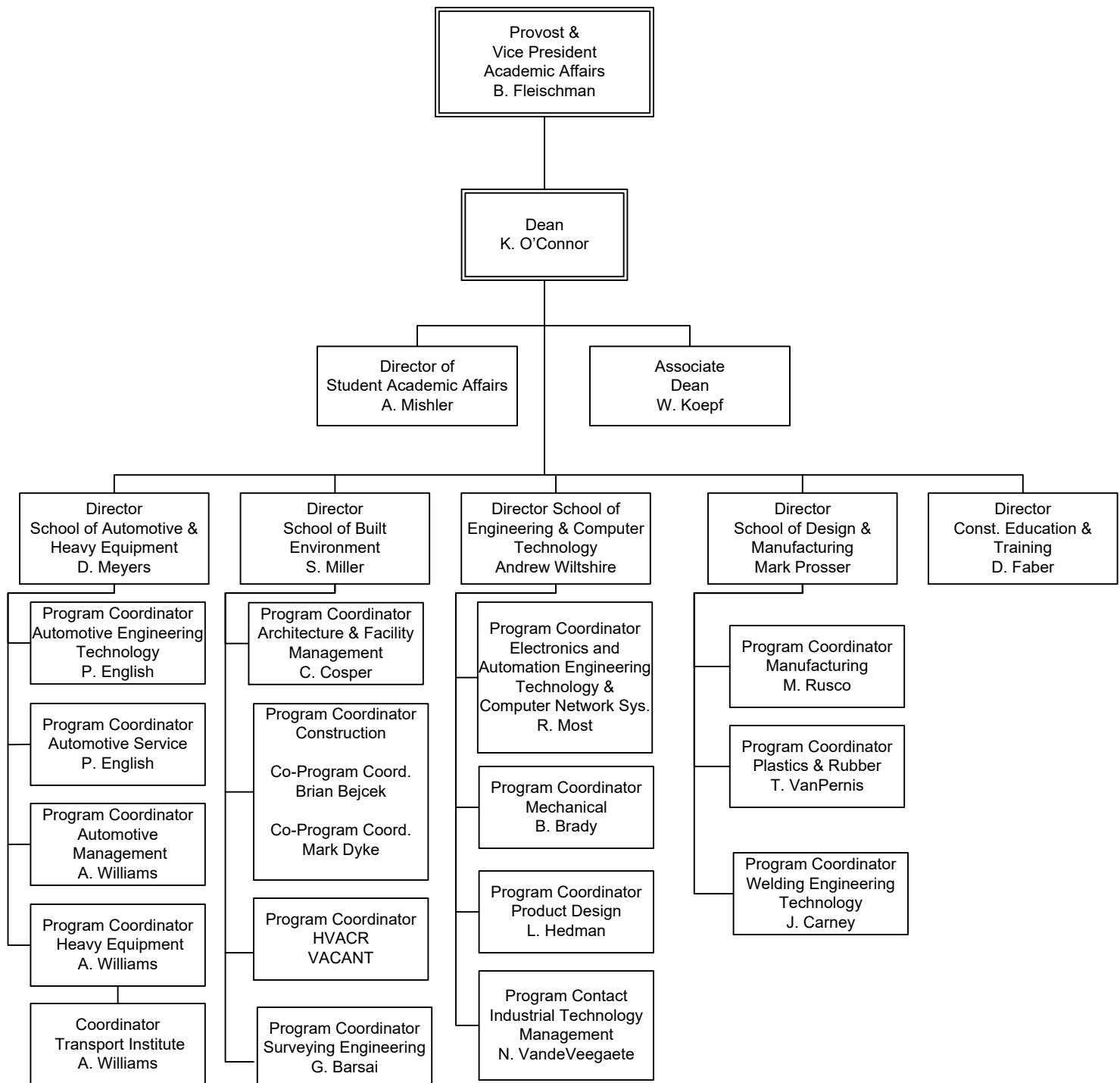
COLLEGE OF BUSINESS



# FERRIS STATE UNIVERSITY

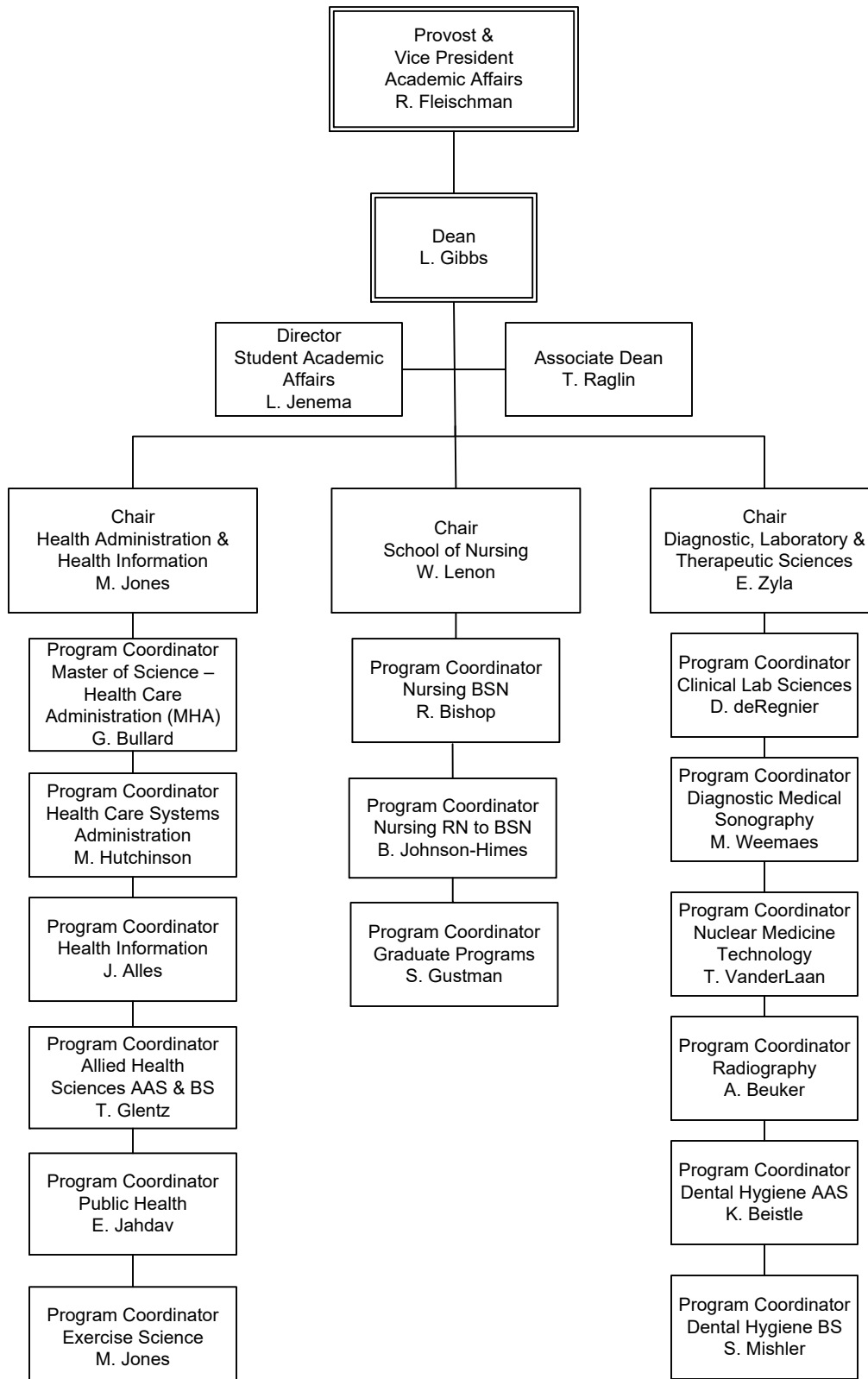
## ACADEMIC AFFAIRS DIVISION

### COLLEGE OF ENGINEERING TECHNOLOGY



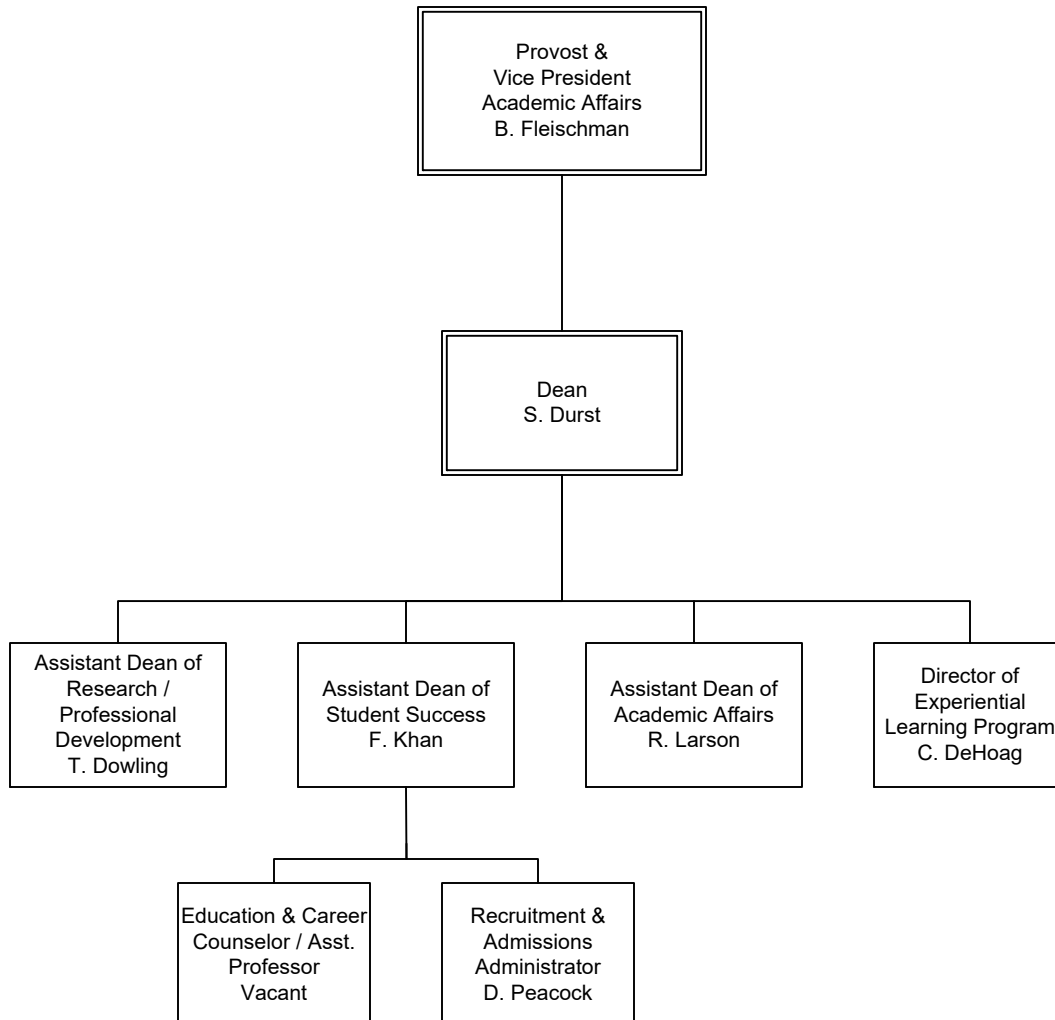
**FERRIS STATE UNIVERSITY**  
ACADEMIC AFFAIRS DIVISION

COLLEGE OF HEALTH PROFESSIONS



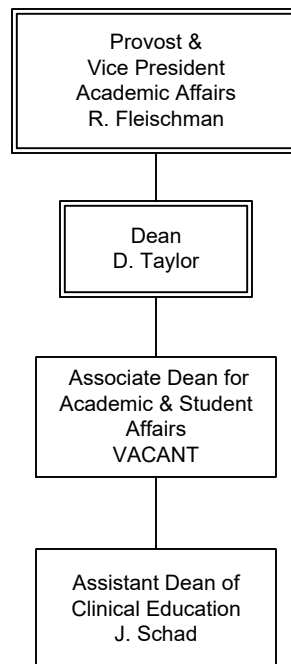
**FERRIS STATE UNIVERSITY**  
*ACADEMIC AFFAIRS DIVISION*

COLLEGE OF PHARMACY



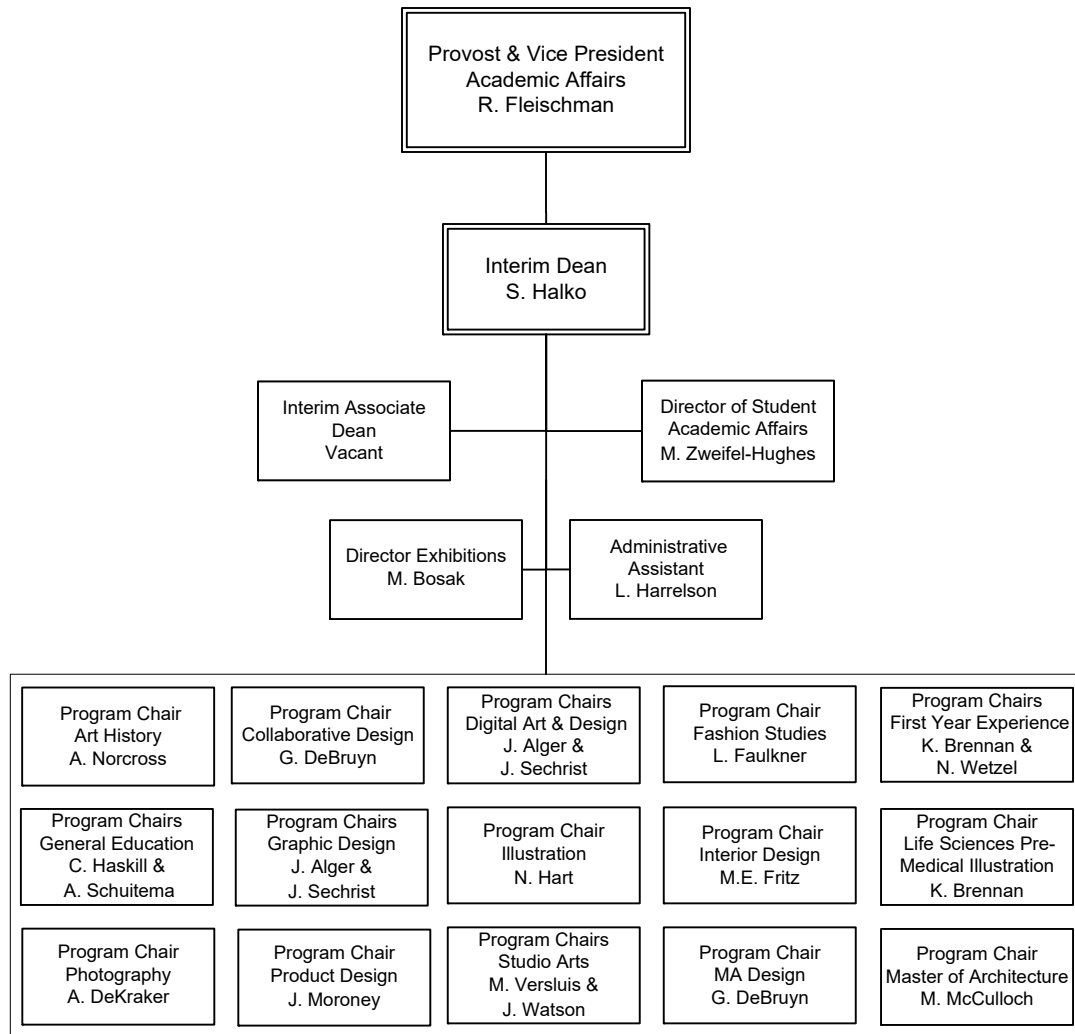
**FERRIS STATE UNIVERSITY**  
*ACADEMIC AFFAIRS DIVISION*

MICHIGAN COLLEGE OF OPTOMETRY AT FERRIS STATE UNIVERSITY



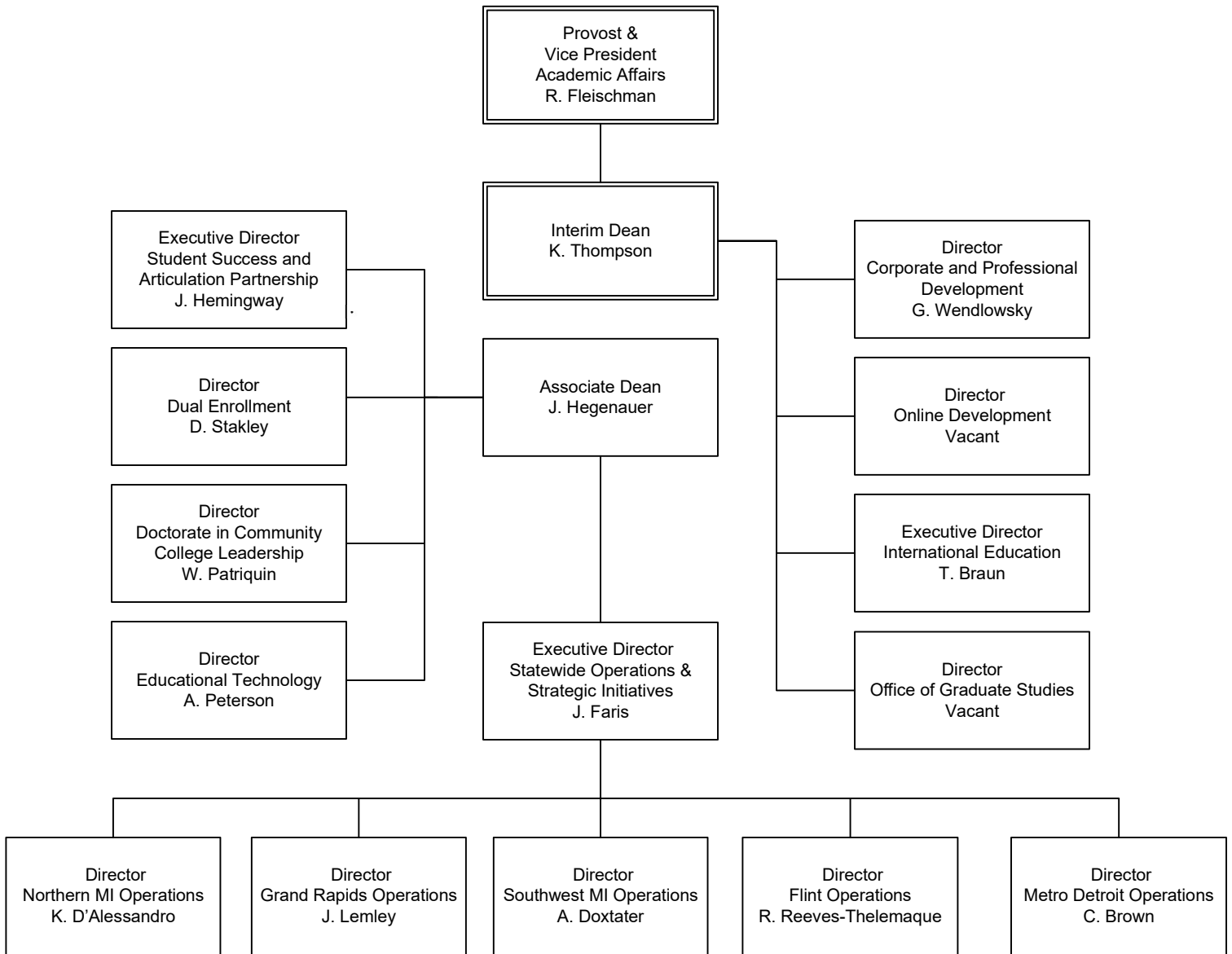
**FERRIS STATE UNIVERSITY**  
ACADEMIC AFFAIRS DIVISION

**KENDALL COLLEGE OF ART and DESIGN**



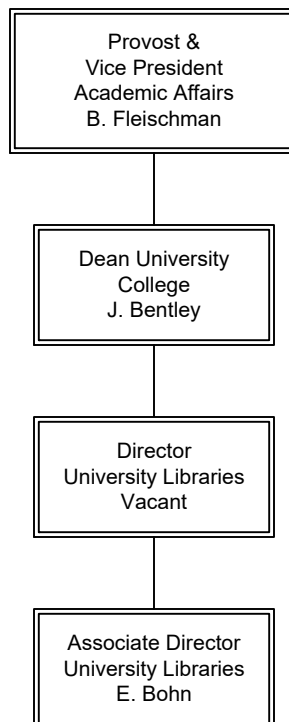
**FERRIS STATE UNIVERSITY**  
ACADEMIC AFFAIRS DIVISION

EXTENDED & INTERNATIONAL OPERATIONS  
COLLEGE OF PROFESSIONAL AND TECHNOLOGICAL STUDIES



**FERRIS STATE UNIVERSITY**  
*ACADEMIC AFFAIRS DIVISION*

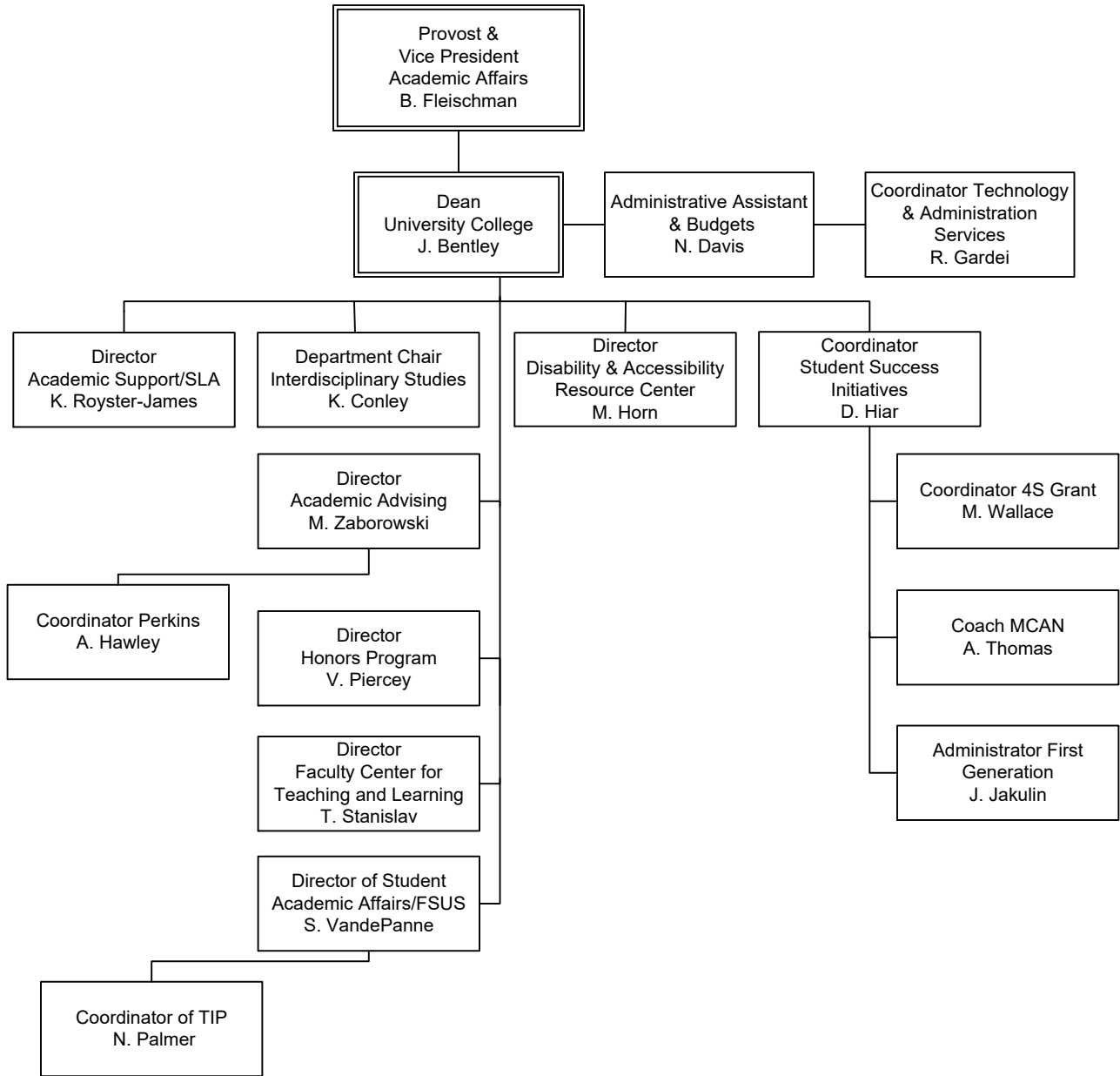
LIBRARY





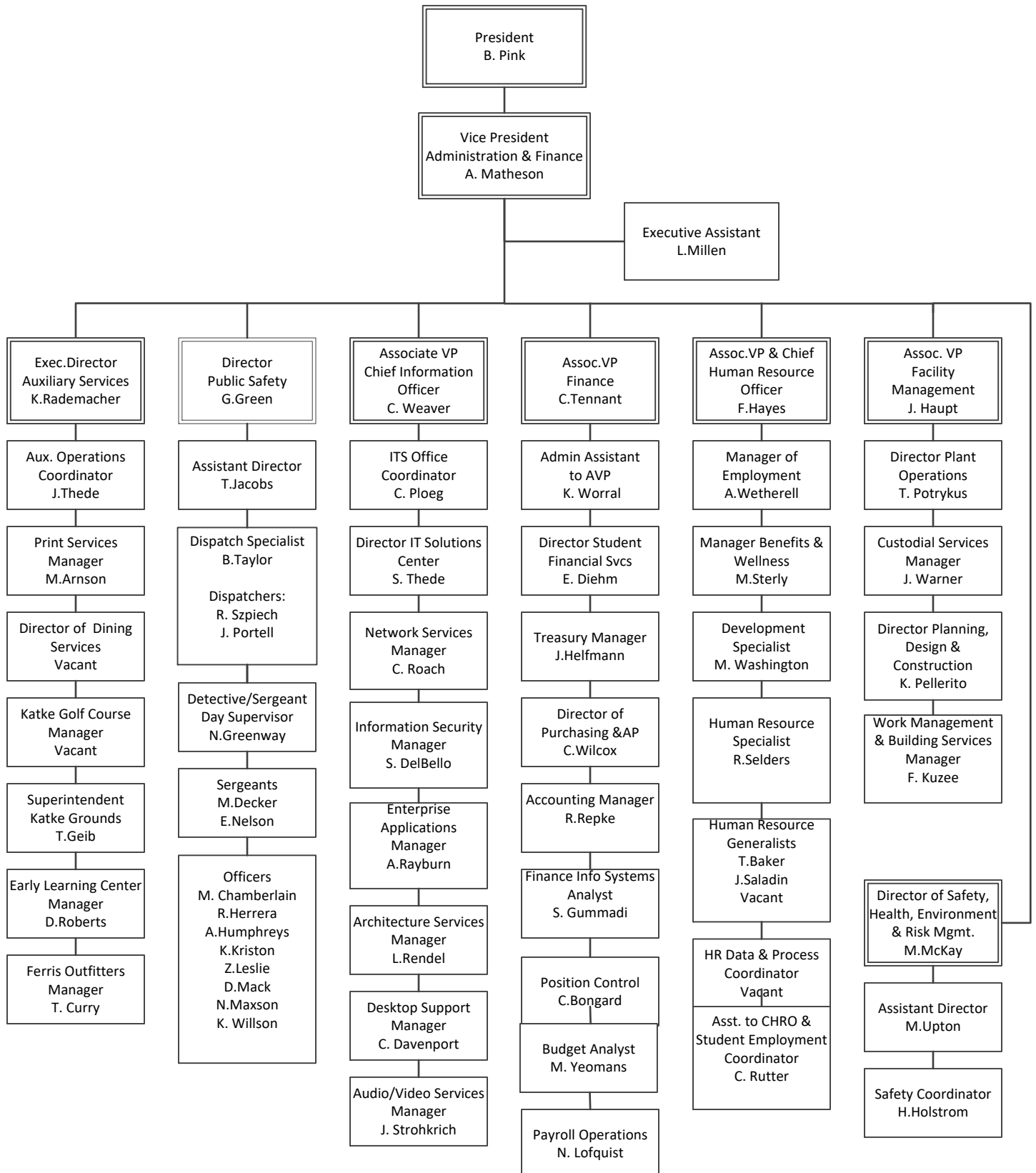
**FERRIS STATE UNIVERSITY**  
*ACADEMIC AFFAIRS DIVISION*

UNIVERSITY COLLEGE

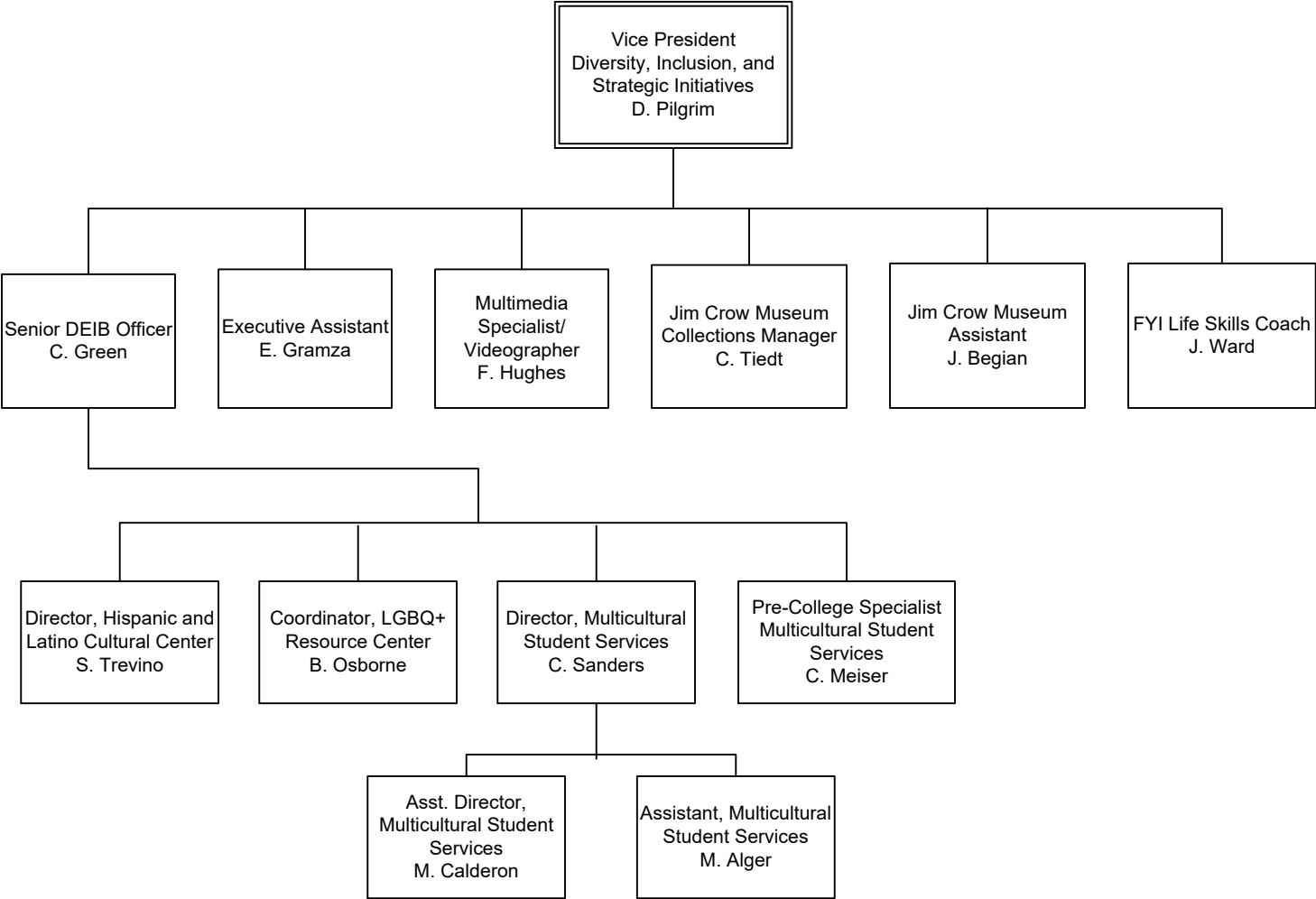


# FERRIS STATE UNIVERSITY

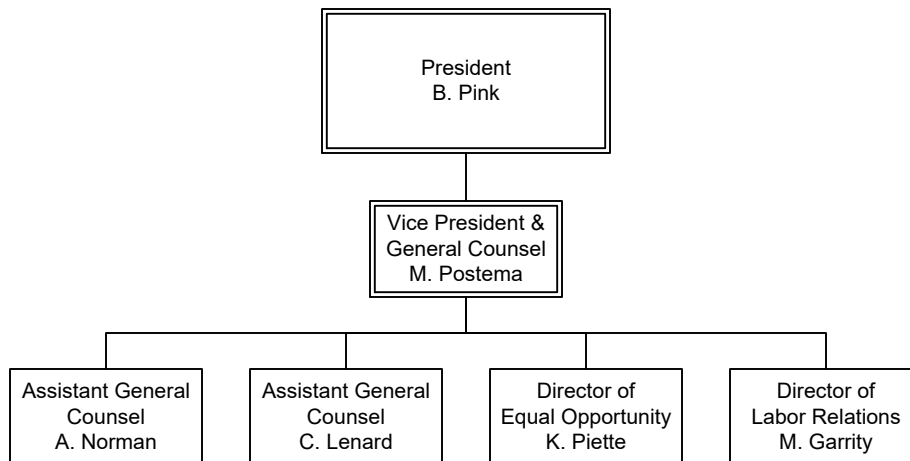
## ADMINISTRATION & FINANCE DIVISION



**FERRIS STATE UNIVERSITY**  
*DIVERSITY, INCLUSION, AND STRATEGIC INITIATIVES DIVISION*

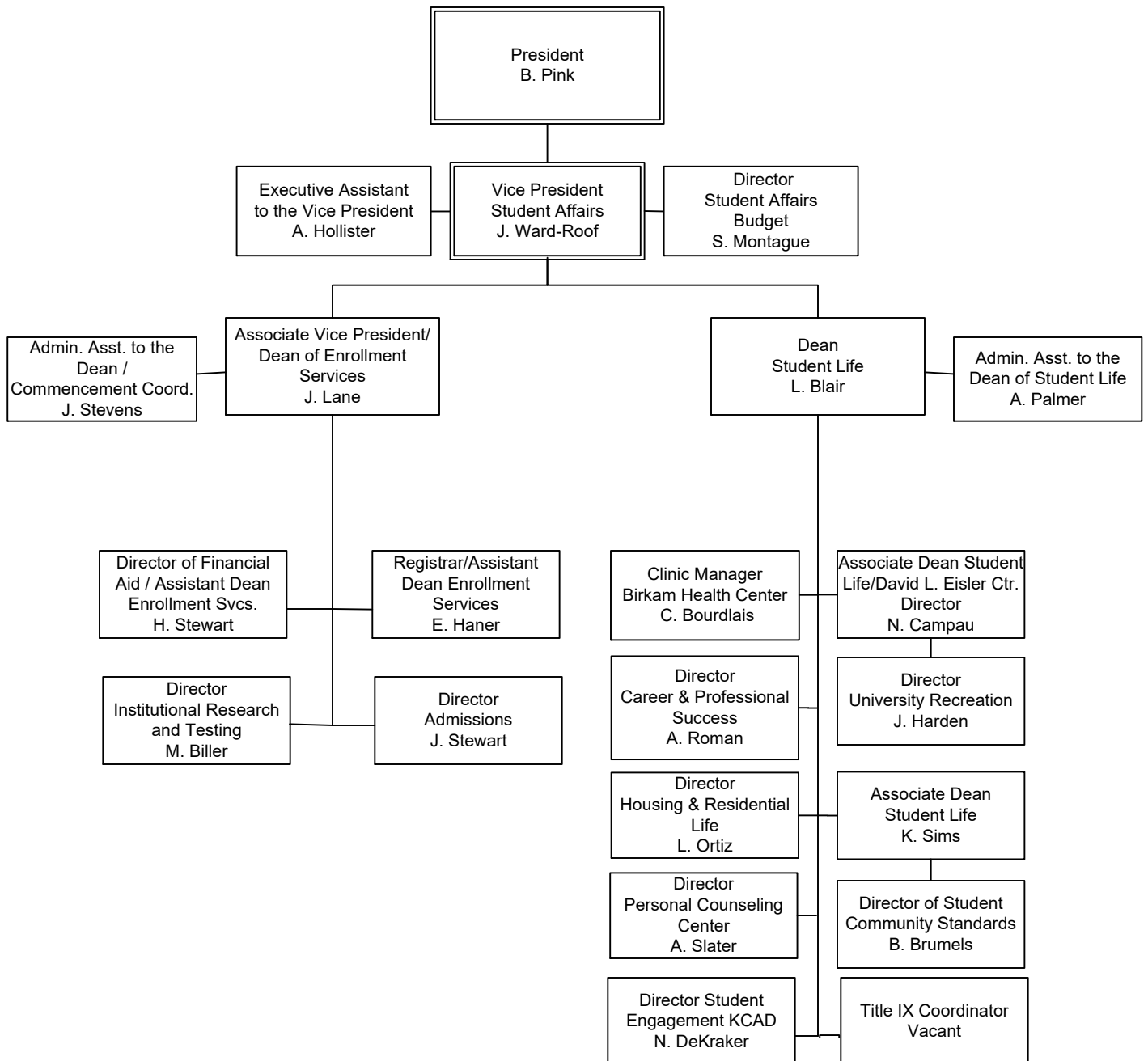


**FERRIS STATE UNIVERSITY**  
*OFFICE OF THE VICE PRESIDENT & GENERAL COUNSEL*



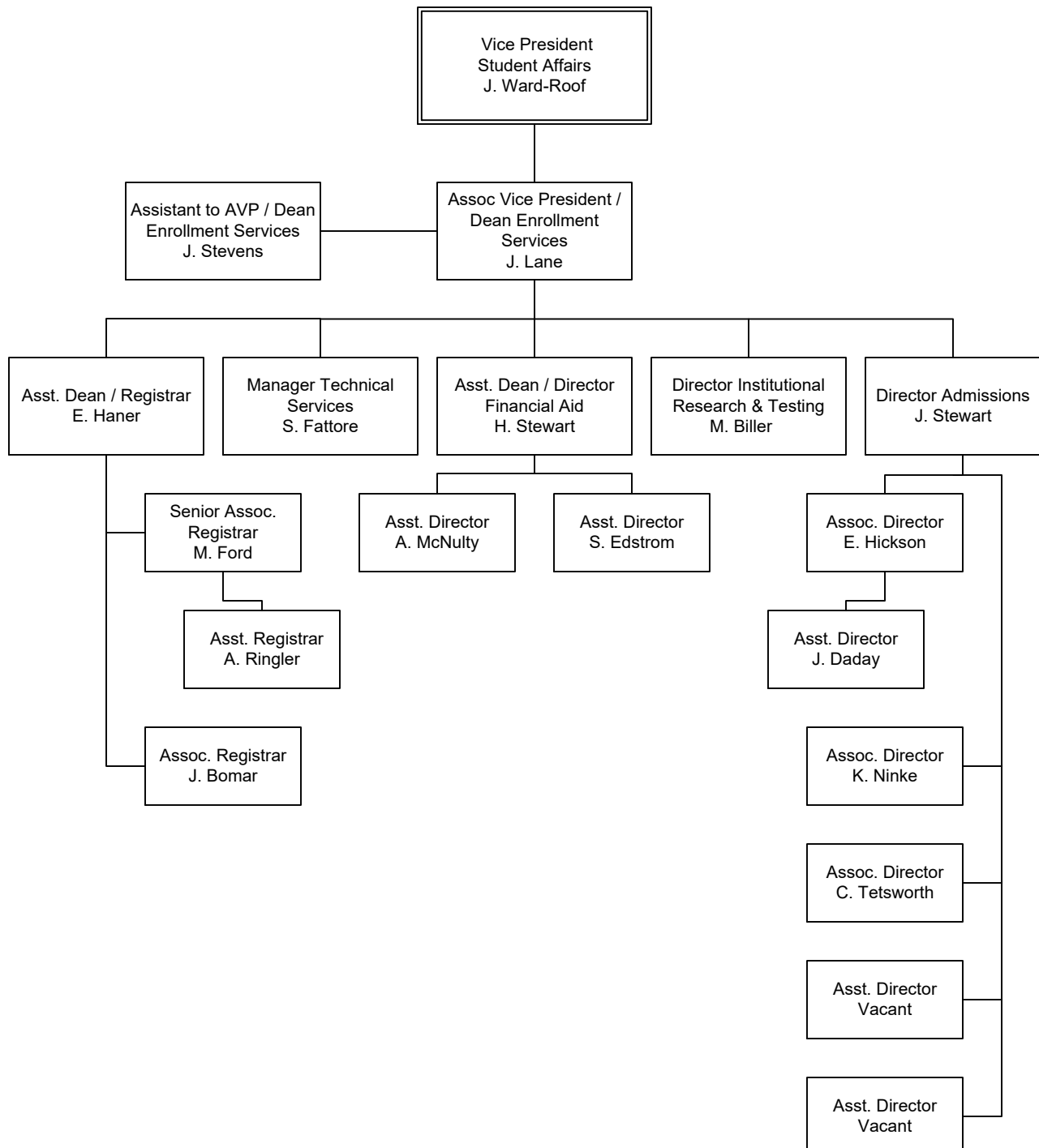
# FERRIS STATE UNIVERSITY

## STUDENT AFFAIRS DIVISION



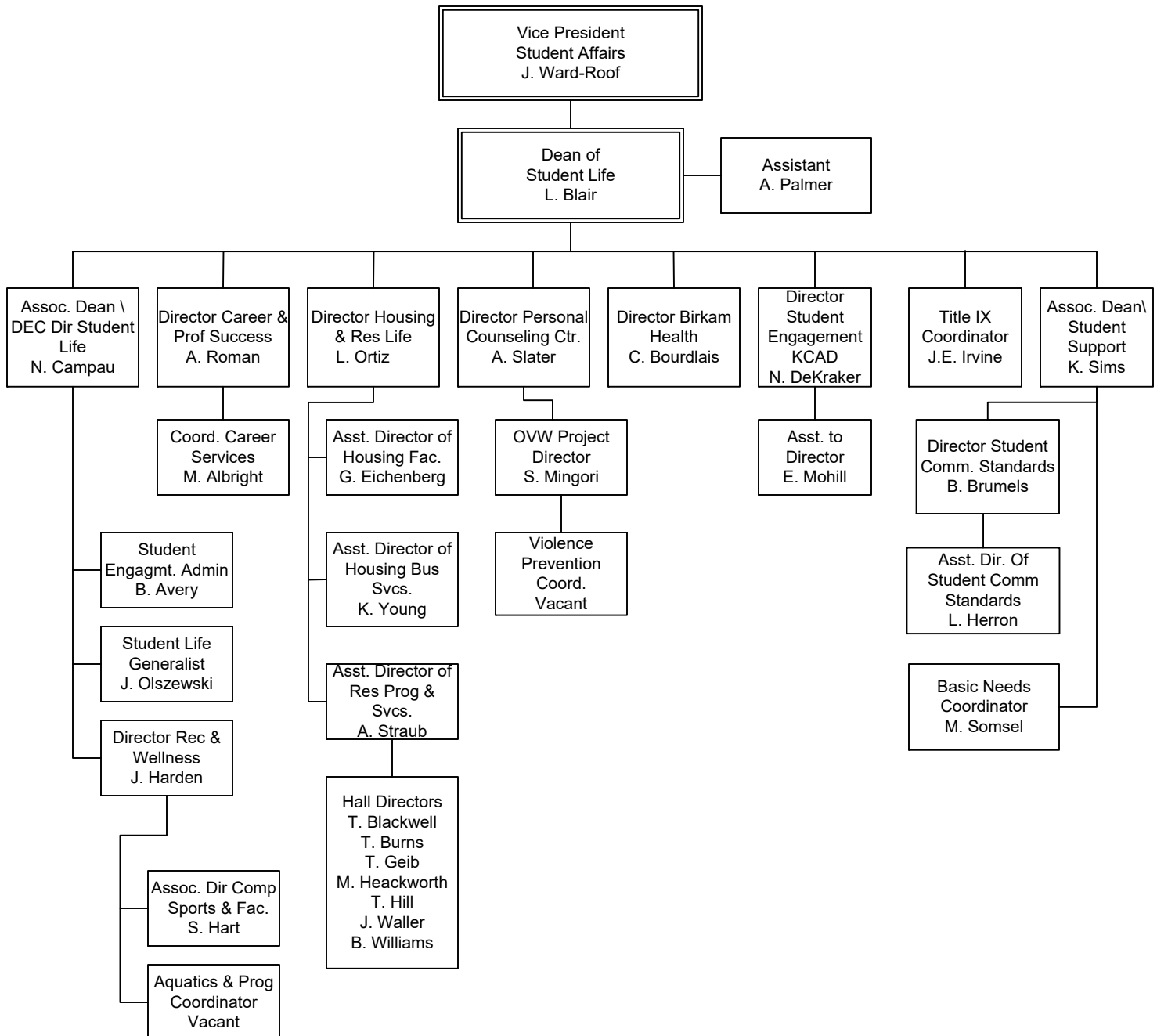
**FERRIS STATE UNIVERSITY**  
*STUDENT AFFAIRS DIVISION*

**ENROLLMENT SERVICES**



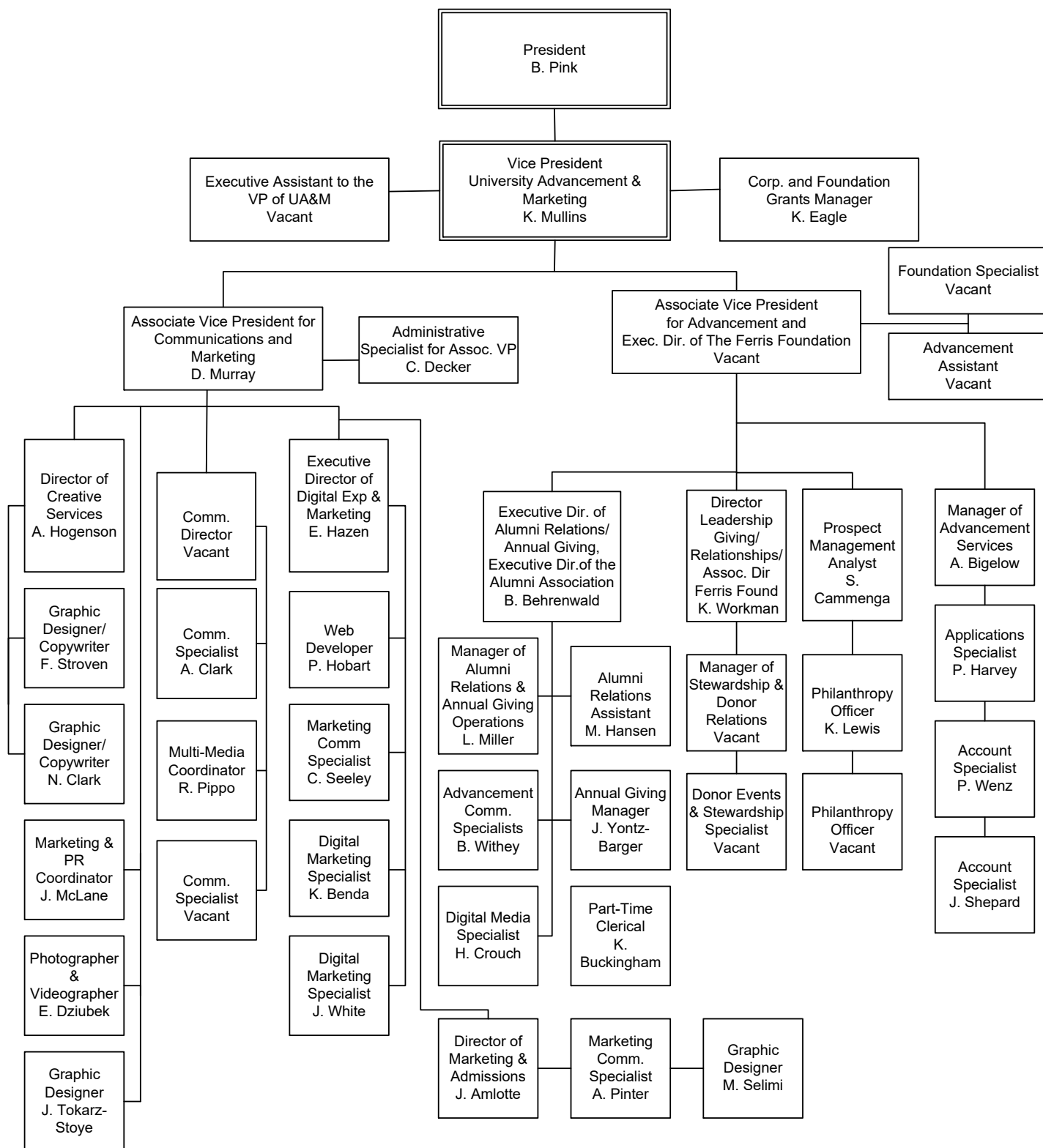
**FERRIS STATE UNIVERSITY**  
STUDENT AFFAIRS DIVISION

STUDENT LIFE



# FERRIS STATE UNIVERSITY

## UNIVERSITY ADVANCEMENT & MARKETING DIVISION





# ALUMNI



## ALUMNI BY STATE 2025

Alabama	294	Missouri	463
Alaska	183	Montana	194
Arizona	1,654	Nebraska	113
Arkansas	156	Nevada	424
Armed Forces California	22	New Hampshire	133
Armed Forces Florida	3	New Jersey	269
Armed Forces New York	52	New Mexico	191
California	2,274	New York	753
Colorado	1,316	North Carolina	1,702
Connecticut	180	North Dakota	71
Delaware	67	Ohio	2,231
District of Columbia	60	Oklahoma	237
Florida	5,095	Oregon	380
Georgia	1,376	Pennsylvania	651
Hawaii	134	Rhode Island	35
Idaho	150	South Carolina	901
Illinois	3,448	South Dakota	94
Indiana	2,434	Tennessee	1,132
Iowa	317	Texas	2,433
Kansas	204	Utah	179
Kentucky	455	Vermont	59
Louisiana	137	Virginia	905
Maine	114	Washington	710
Maryland	457	West Virginia	107
Massachusetts	320	Wisconsin	1,736
Michigan	151,840	Wyoming	113
Minnesota	789		
Mississippi	102		
		<b>TOTAL</b>	<b>189,849</b>

<b>Lost Alumni</b>	<b>374</b>
--------------------	------------

Source: University Advancement &amp; Marketing

## ALUMNI BY COUNTRY 2025

Canada

Alberta	35	Costa Rica	7	Jamaica	3	Portugal	1
British Columbia	50	Cote D'Ivoire	1	Japan	124	Puerto Rico	14
Canada	6	Croatia	1	Jordan	1	Qatar	1
Manitoba	34	Czech Republic	1	Kenya	17	Romania	3
New Brunswick	2	Cyprus	1	Kiribati	1	Russia	2
Nova Scotia	3	Denmark	3	Kuwait	13	Saudi Arabia	338
Ontario	443	Dominica	1	Latvia	1	Senegal	2
Quebec	10	Ecuador	1	Lebanon	7	Serbia	1
Saskatchewan	12	Egypt	4	Liberia	1	Singapore	2
<b>Total Canada</b>	<b>595</b>	England	7	Liechtenstein	1	South Africa	6
		Ethiopia	3	Malawi	2	South Korea	189
Afghanistan	2	Finland	31	Malaysia	26	Spain	15
Africa	6	France	57	Mali	2	Sri Lanka	5
American Samoa	1	Gambia	1	Martinique	1	Sudan	1
Australia	15	German Demo. Rep.	2	Mexico	11	Swaziland	4
Austria	7	Germany	96	Micronesia	1	Sweden	10
Bahamas	3	Germany, Fed Rep	2	Monaco	1	Switzerland	7
Bahrain	2	Ghana	6	Morocco	7	Syrian Arab Rep.	2
Bangladesh	3	Great Britain & N. Ire	1	Myanmar	3	Taiwan	20
Barbados	3	Greece	4	Nepal	23	Tanzania, United Rep	1
Belgium	1	Grenada	1	Netherlands	90	Thailand	58
Belize	5	Guam	2	Netherlands Antille	16	Trinidad & Tobago	1
Bolivia	2	Guatemala	2	New Zealand	4	Turkey	28
Botswana	82	Honduras	4	Niger	2	United Arab Emirate	10
Brazil	22	Hong Kong	9	Nigeria	47	United Kingdom	35
British Virgin Islands	2	Hungary	1	North Korea	9	Vatican City	1
Burkina FASO	1	Iceland	1	Norway	3	Venezuela	4
Burma	2	India	246	Nor. Mariana Islands	1	Vietnam	33
Cameroon	1	Indonesia	12	Oman	2	Virgin Islands	17
Comoros	1	Iran	2	Pakistan	14	West Indies Fed.	3
China, Peoples Rep.	129	Iraq	1	Panama	2	Yemen	1
Columbia	12	Ireland	1	Papua New Guinea	1	Yemen, Sanaa	1
Congo Democratic Republic	1	Israel	4	Peru	2	Zambia	18
Congo	2	Italy	2	Phillippines	1	Zimbabwe	3
<b>TOTAL OF ALL COUNTRIES INCLUDING CANADA</b>							<b>2,695</b>

Source: University Advancement &amp; Marketing

## ALUMNI BY COLLEGE 2025

College	Active Alumni	Total Alumni
Arts, Sciences & Education	24,765	30,449
Business	51,852	59,658
Education & Human Services	24,057	25,660
Engineering Technology	36,782	39,697
Health Professions	26,346	27,217
Kendall College of Art and Design	12,559	12,987
Michigan College of Optometry at FSU	2,319	2,423
Pharmacy	7,580	10,840
Professional & Technological Studies	913	919
Retention and Student Success	14,269	14,307
<b>TOTAL</b>	<b>201,442</b>	<b>224,157</b>
<b>Total Donations - Fiscal Year 2025</b>	<b>\$4,935,570</b>	

Numbers may be duplicated if a degree was earned from more than one college.

Active Alumni includes everyone except deceased alumni.

Total Alumni includes deceased alumni.

Source: University Advancement & Marketing

## PLACEMENT RATES

<u>Categories</u>	<u>2019-20</u>	<u>2020-21</u>	<u>2021-22</u>	<u>2022-23</u>	<u>2023-24</u>
Placement rate includes graduates who are continuing their education or are employed.	85%	91%	92%	94%	92%
Graduates in the job market who found jobs.	88%	90%	91%	93%	86%
Graduates who found jobs, employed in their field.	86%	88%	89%	89%	90%
Response rate of graduates completing the Graduate Follow-Up Survey.	16%	13%	16%	13%	6%

*Respondents who are working and continuing their education concurrently are reported in both of these categories. The placement rate includes individuals only once and does not include those not seeking employment.*

## Associate Degree Graduates That Continue Their Education

<u>Categories</u>	<u>2020-21</u>	<u>2021-22</u>	<u>2022-23</u>	<u>2023-24</u>	<u>2024-25</u>
Associate Degree graduates continuing their education at Ferris State. *	52%	53%	50%	56%	56%
Associate Degree graduates continuing their education in a Bachelor Degree at Ferris State. *	46%	46%	47%	48%	49%

*\*Based on 4th Day Headcount*

Source: Office of Institutional Research & Testing

## RECIPIENTS OF ALUMNI AWARDS

Since 1956, Commencement week activities have included the presentation by the Ferris State University Alumni Association of Distinguished Alumni Awards recognizing exceptional career success and noteworthy fidelity and devotion to the University.

Recipients from 1971-2025:

<b><u>1971</u></b> Stanley J. Byington Gerald McKessy Raymond Sines	<b><u>1985</u></b> Jean D. Deupree Arnold L. Johnson Bruce N. Parsons	<b><u>1998</u></b> Steve Harvey	<b><u>2013</u></b> Terry Berden Mike Suman	<b><u>2024</u></b> Sylvester Hester Dr. Paul Hodge James Samuels Scott Sanders
<b><u>1972</u></b> Clarence Freeman Delbert Long Ramsay Wardrop	<b><u>1986</u></b> Richard L. Antonini Bertil G. Carlson Kenneth L. Cook Jack D. Lewis	<b><u>1999</u></b> Jerry Woodcock	<b><u>2014</u></b> Matthew Bissett Steven London Vivian Pickard Andrew Young	<b><u>2025</u></b> Matthew Chaney JoLaine (Reiersen) Draugalis Scott Grewe Kyle Martin Laurie (Heinzelman) Placinski
<b><u>1973</u></b> Bert C. Brennan Albert B. Doherty, III John W. Spicer Fred A. Westerman	<b><u>1987</u></b> Roger W. Anderson Maurice Q. Bectel H. Kearney Walters	<b><u>2000</u></b> Daniel F. Niccolai	<b><u>2015</u></b> Denise Beachy David Friar Kenneth Friar Carolyn 'Carrie' Germain Amy Proos	
<b><u>1974</u></b> Frank Curtis Phillip Runkel Colin Smith	<b><u>1988</u></b> Marjorie L. Fleming Gordon E. Kamstra Charles E. Lippert George H. Ryan, Sr.	<b><u>2001</u></b> Robert S. Buckingham John D. Chinonis Robyn D. Myers Robert K. Scranton	<b><u>2016</u></b> Kevin Cross Mary Garvelink Matt Nawrocki Jeff Rowe Jon Sprague	
<b><u>1975</u></b> Rex O. Graff Fred Schnarr Chester I. Williams	<b><u>1989</u></b> Albert J. Coudron Kenneth W. Kirk George J. Menoutes Jerry R. Tubbs	<b><u>2002</u></b> John C. Bond Joseph J. Corcoran II James B. Meyer	<b><u>2017</u></b> Billy Hawkins David Kendall Kimberly Ridings Jerome Schwind	
<b><u>1976</u></b> S. John Byington Gerald L. DeHaan Clare G. Johnson H. James Renaud	<b><u>1990</u></b> Philip E. Hoffman Dennis B. Lerner Roger G. Stoll Clinton L. Swinehart	<b><u>2003</u></b> William J. Buckingham Suzette Compton	<b><u>2018</u></b> Mark Beiderwieden Brendan Locke Linda Meewenberg Thomas Norris Richard Shaw	
<b><u>1977</u></b> James R. Hess Florence I. Holden Robert J. Norsworthy	<b><u>1991</u></b> Darroll Z. Howard Jane Reagan Jones Kenneth E. McCourt	<b><u>2004</u></b> Mark E. Alley Stephen R. Ehardt Dr. Gary Kadlec Richard Sauve	<b><u>2019</u></b> Pamela Curtis Kathy Pawlicki Randy Phelps Luke Wyckoff	
<b><u>1978</u></b> Ruth Gibson Butler Leonard W. Gopp Robert C. Redman	<b><u>1992</u></b> Paul E. Boyer Richard E. Hurst Carolyn C. Kilpatrick James Middaugh	<b><u>2005</u></b> Dick Dolack Randy Seaman	<b><u>2020</u></b> Steven Frederickson Omar Ha-Redeye Kurt Hofman Dr. Andrea McNab Thomas McNally Dr. Barbara Horn Thompson	
<b><u>1979</u></b> Peggy A. Frazier Thomas P. Scholler Lee A. Westberg	<b><u>1993</u></b> Eugene A. DeFouw Douglas P. Johnson Barbara L. Ottinger Louis M. Sesti	<b><u>2006</u></b> Terrence G. Gohl Ken Lawless	<b><u>2021</u></b> John Garvelink Joseph Pistrui Lewis Roubal Jr. Jennifer Jones Wheeler	
<b><u>1980</u></b> E. Elaine Davies Kuno Hammerberg John F. Mangrum	<b><u>1994</u></b> Joseph C. Barney, Jr. Vernita Burrows R. Thomas Cook Kenneth Hoexum Robert N. Tenney	<b><u>2007</u></b> Kurt A. Barrett Emily F. Hancock	<b><u>2022</u></b> Raymond Cross Gregory Downing Raymond Gant Alan Morin Edward Peters III	
<b><u>1981</u></b> Alvin L. BurrIDGE Floyd E. Curtis Avis J. Ericson	<b><u>1995</u></b> William Adrian Jack Bates John Bradac Lawrence Marfechuk Ronald Snead	<b><u>2008</u></b> Brian F. Barry Michael J. Bettiga Paul T. Doyle David L. Stickles	<b><u>2023</u></b> Kim Herremans Shane Napper Mike Van Diepenbos Gary Waters Keith Winn	
<b><u>1982</u></b> Howard L. Dell Jack M. Newcomb Rena D. Westra	<b><u>1996</u></b> David V. Dellar	<b><u>2009</u></b> Ronald Mahoney Tim Moore Mary Jane Thomson		
<b><u>1983</u></b> Douglas W. Call Darnell E. Cole Margaret Ethel Denise Elton "Ott" Gingrich	<b><u>1997</u></b> John Wheeler	<b><u>2010</u></b> Raymond Baker Brent Knight James Rhodes Mark Swan John Trestrail III		
<b><u>1984</u></b> Richard C. Andersen Edmund D. Farhat Kenneth J. Hicks		<b><u>2011</u></b> Richard L. Antonini II John Matlock Curt McAllister		
		<b><u>2012</u></b> Karl Huffman Ron Nichols George Nicolas Terrence Rollins Hazel Seaba Teresa Szymanski		

## RECIPIENTS OF ALUMNI AWARDS

The Pacesetter Award recognizes alumni who have been in the job field up to 13 years with exceptional success.

Recipients are:

**2005**

Mark Guindon  
Michael Pung

**2006**

William Davis  
Michael Travis

**2007**

Keith Guy  
Barbara Horn  
Michael Moll  
Scott Seifferlein

**2008**

Michael J. Oxner

**2009**

Scott French  
Kathy LeMieux  
Mimi Miles

**2010**

James Maher

**2011**

Jason Mitchell  
Ryan Pohl  
Corey Wiggins

**2012**

Jessica Wortley Adler  
David Cox  
Recco Richardson

**2013**

Shaun Phillips  
Heather Schalk  
Douglas Searles

**2014**

Mark Langowski  
David Stevens

**2015**

Emily Coles  
Kristian Schroder

**2016**

Jonathan Barrera Mikulich  
Michael Noble

**2017**

Carlvin Dorvilier  
Scotty Kehoe  
Javier Olvera

**2018**

Michael DeBolt  
Kristin O'Brien  
Elizabeth Wirgau

**2019**

Candice Colby-Scott  
Michael Crowe

**2020**

Anthony Iracki  
Dr. Jacqueline Morse  
Dr. Tuan Tran

**2021**

Paola Mendivil  
Kevin Simon  
LyAshia Webb  
Maurice Webb

**2022**

Elizabeth Albright  
Samuel Callen  
Jason Williamson

**2023**

Farah Jalloul  
Robbie Rankey  
Joshua Solas

**2024**

Andrew Kalinowski  
Dr. Samantha Rosen  
Dr. Anthony Sesto

**2025**

Luke Edington  
Taylor Goldthwait

Source: University Advancement and Marketing



# **FINANCIAL AID**



## FINANCIAL AID APPLICANTS &amp; AID AWARDED

Total Eligible, Total Receiving Aid and Aid Totals					
Aid Year	Applications Received	Total Fall Undergrads in an Aid Eligible Program	Number of Students Receiving Any Aid	Percent of Total Receiving Any Aid	Fall Undergrads Total Aid
19-20	24,258	10,358	8,754	84.5	122,549,000
20-21	22,579	9,538	7,997	83.8	108,301,000
21-22	20,243	8,765	7,352	83.9	102,062,000
22-23	20,927	8,357	7,209	86.3	109,904,000
23-24	20,291	8,070	7,053	87.4	114,108,000
24-25	19,389	8,088	7,113	87.9	124,778,000
25-26*	19,930	7,898	6,691	88.1	122,219,000

Type of Aid Awarded						
Aid Year	Pell Grant		Need-Based Aid		Tuition Incentive	
	Student Count	Percent of Total	Student Count	Percent of Total	Student Count	Percent of Total
19-20	4,001	38.6	6,050	58.4	1,715	16.6
20-21	3,481	36.5	5,413	56.8	1,685	17.1
21-22	3,206	36.2	4,841	55.2	1,580	18.0
22-23	3,053	36.5	4,141	49.6	1,638	19.6
23-24	3,103	38.5	4,904	60.8	1,747	21.6
24-25	3,703	45.8	5,167	63.9	1,922	23.8
25-26*	3,517	44.5	5,000	63.3	1,908	24.2

First Generation Students (Degree seeking undergraduates in aid eligible major).			
Aid Year	First Generation College Students		
	Student Count	Percent of Total Undergrad Students	Percent Receiving Any Aid
19-20	2,290	22	96.1
20-21	2,100	22	94.4
21-22	1,845	21	94.5
22-23	1,756	21	95.7
23-24	1,648	20	96.0
24-25	2,667	33	97.1
25-26*	2,639	33	96.8

\*25-26 statistics are preliminary, and will be finalized next year.

Source: The Financial Aid Office

## FINANCIAL AID DISBURSEMENTS 2025-2026

Undergraduate Student			Graduate Student		Total Student	
<b>Federal</b>	5753	\$53,270,192	602	\$18,389,909	6355	\$71,660,101
<b>State</b>	5480	\$28,963,941	164	\$1,103,815	5644	\$30,067,756
<b>Institutional</b>	707	\$9,199,304	52	\$837,865	759	\$10,037,169
<b>Private *</b>	1640	\$5,794,396	349	\$1,262,145	1989	\$7,056,542
<b>Other</b>	3353	\$30,176,186	19	\$323,388	3372	\$30,499,574
<b>GRAND TOTAL</b>		<b>\$127,404,019</b>		<b>\$21,917,122</b>		<b>\$149,321,142</b>

\* Includes scholarships that students bring with them (e.g. Lion's Club, Boy Scouts, etc.)

## STUDENT LOAN DEBT

Graduating Cohort	Student Count	Total Cumulative Loan Debt	Cumulative Federal Loan Debt	Percent Borrowers	Percent Federal Borrowers
<b>2019-2020</b>	737	34,640	25,180	73	72
<b>2020-2021</b>	652	31,010	23,830	76	75
<b>2021-2022</b>	487	31,500	22,850	70	68
<b>2022-2023</b>	631	31,720	21,990	72	71
<b>2023-2024</b>	627	31,700	22,015	67	66
<b>2024-2025</b>	518	31,260	21,300	62	60

Cumulative Loan Debt of Students Graduating with a Bachelor's Degree as reported on the Peterson's Annual Survey of Undergraduate Financial Aid.

Average debt includes only students who borrowed.

Includes only students who entered Ferris as FTIACs, and maintained enrollment until graduation with a first bachelor's degree.

Does not include parent loans.

## THREE-YEAR OFFICIAL COHORT DEFAULT RATE

Entered	*Default Rate
Fiscal Year 2018	5.3%
Fiscal Year 2019	1.6%
Fiscal Year 2020	0.0%
Fiscal Year 2021	0.0%
Fiscal Year 2022	0.0%

Percent of borrowers who defaulted within 3 years of entering repayment (US Dept of Educ)

\* Fiscal Year 2019/2020 Default Rate is artificially reduced on account of the suspension of required payments due to COVID-19.

Source: The Financial Aid Office

# BUDGET



**FERRIS STATE UNIVERSITY**  
**FY 2025-2026 GENERAL FUND OPERATING BUDGET**  
 (AMOUNTS IN MILLIONS)

**REVENUES**

STATE APPROPRIATIONS	\$64.0
TUITION/FEES	\$143.0
OTHER REVENUES	\$5.6
<b>TOTAL REVENUE</b>	<b>\$212.6</b>

**EXPENDITURES**

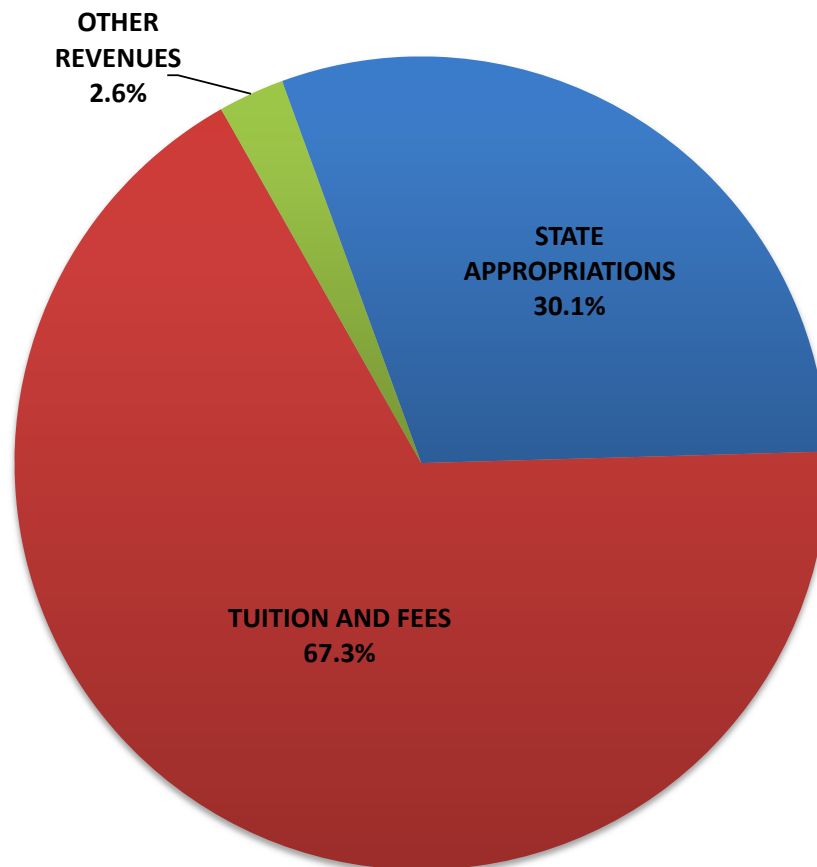
COMPENSATION	\$145.9
OPERATING EXPENSE	\$38.1
STUDENT ASSISTANCE	\$28.6
<b>TOTAL EXPENDITURES</b>	<b>\$212.6</b>

<b>REVENUE/EXPENDITURE NET</b>	<b>\$0</b>
--------------------------------	------------

Source: Office of Budgetary Planning & Analysis, General Fund Operating Budget FY 25/26

**FERRIS STATE UNIVERSITY**  
**FY 2025-26 REVENUE SUMMARY**  
(AMOUNTS IN MILLIONS)

	AMOUNT	PERCENT
STATE APPROPRIATIONS	\$64.00	30.1%
TUITION AND FEES	\$143.0	67.3%
OTHER REVENUES	<u>\$5.6</u>	<u>2.6%</u>
TOTAL	\$212.6	100.0%

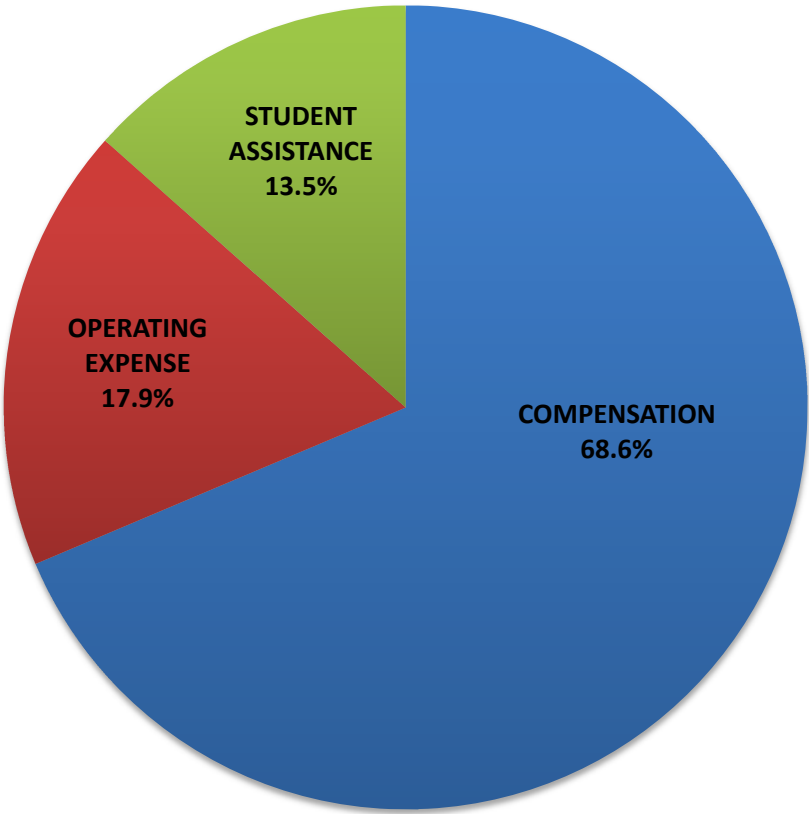


Source: Office of Budgetary Planning & Analysis, General Fund Operating Budget FY 25/26



FERRIS STATE UNIVERSITY  
FY 2025-26 EXPENDITURE SUMMARY  
(AMOUNTS IN MILLIONS)

	AMOUNT	PERCENT
COMPENSATION	\$145.9	68.6%
OPERATING EXPENSE	\$38.1	17.9%
STUDENT ASSISTANCE	\$28.6	13.5%
TOTAL	\$212.6	100.0%



Source: Office of Budgetary Planning & Analysis, General Fund Operating Budget FY 25/26



# **FACILITIES**



**FERRIS STATE UNIVERSITY  
FACILITY OPERATIONAL SERVICES  
STATEMENT OF FACILITIES AT THE BIG RAPIDS CAMPUS**

# OF BLDGS.	ALL FACILITIES	YEAR CONSTRUCTED OR IMPROVED	GF SQUARE FEET	NGF SQUARE FEET	HOUSING SQUARE FEET	TOTAL SQUARE FEET
1.00	ALUMNI BUILDING	1929-2023	34,600			34,600
1.00	ARTS/SCIENCE COMMONS	1996-99	79,259			79,259
1.00	ASPHALT PAVEMENT ASSOC. OF MI	2020	4,470			4,470
1.00	ATHLETIC TRAINER BUILDING	2017	756			756
1.00	AUTOMOTIVE CENTER	1956-88	77,000			77,000
2.00	BOND HALL	1966			90,500	90,500
1.00	BROPHY HALL	1962			47,000	47,000
1.00	BUSINESS BUILDING	1970	90,600			90,600
1.00	CARRILON TOWER	1968	100			100
1.00	CENTER FOR VIRTUAL LEARNING	2023	59,810			59,810
1.00	CLARK HALL	1960			41,500	41,500
1.00	COPY CENTER PERRY STREET	2006		2,070		2,070
3.00	CORPORATE & PROF DEVELOP CTR	1985-87	16,836			16,836
1.00	CRAMER HALL	1969			91,700	91,700
1.00	CREATIVE ARTS	1965	7,200			7,200
1.00	DAVID L. EISLER CENTER	2015	106,142	12,503	24,134	142,779
1.00	DPS GARAGES	1983	400			400
1.00	EARLY LEARNING CENTER	2023		9,360		9,360
3.00	EAST CAMPUS SUITES	2011			107,910	107,910
1.00	ELASTOMER/PLASTICS CENTER	1987-99	43,392			43,392
1.00	FLITE LIBRARY	2001	173,484			173,484
1.00	GENERAL SERVICES ANNEX	2005	15,282			15,282
1.00	GENERAL SERVICES BUILDING	1984-88-05	28,571			28,571
3.00	GENERAL SERVICES GROUNDS	1979-06	7,232			7,232
1.00	GRANGER CENTER (CTC)	1962-03	75,298			75,298
1.00	HALLISY HALL	1958			44,700	44,700
1.00	HEALTH CENTER	1959-67	18,400			18,400
1.00	HEAVY EQUIPMENT TECHNOLOGY	1987	52,000			52,000
1.00	HENDERSON HALL	1965			44,900	44,900
1.00	EWIGLEBEN SPORTS COMPLEX	1974-82-99-2022	162,032			162,032
1.00	INSTRUCTIONAL RESOURCE CTR	1969-2008	61,425			61,425
1.00	JOHNSON HALL	1959	33,600			33,600
1.00	KATKE GOLF CART STORAGE	1984		2,800		2,800
1.00	KATKE GOLF CLUB HOUSE	2000-2019		5,700		5,700
1.00	KATKE GOLF MAINTENANCE BLD.	1974		3,200		3,200
1.00	KEN JANKE, SR. GOLF LEARNING CTR	2019		9,555		9,555
1.00	KNOLLCREST COMMONS	1961	6,050		13,875	19,925
1.00	MCKESSY BARN	1989	2,000			2,000
1.00	MCKESSY HOUSE	1989-97	2,800			2,800
1.00	MCNERNEY HALL	1962			47,000	47,000
1.00	MERRILL HALL	1961			51,700	51,700
1.00	MICHIGAN COLLEGE OF OPTOMETRY	2010	86,104			86,104
1.00	MILLER HALL	1963			47,382	47,382
1.00	MUSIC CENTER	1962	10,000			10,000
1.00	NORTH HALL	2017			124,019	124,019
1.00	NORTH STORAGE FACILITY	2001	10,711			10,711
1.00	PARSON'S FIRING RANGE	2018	576			576
1.00	PHARMACY BUILDING	1972	62,200			62,200

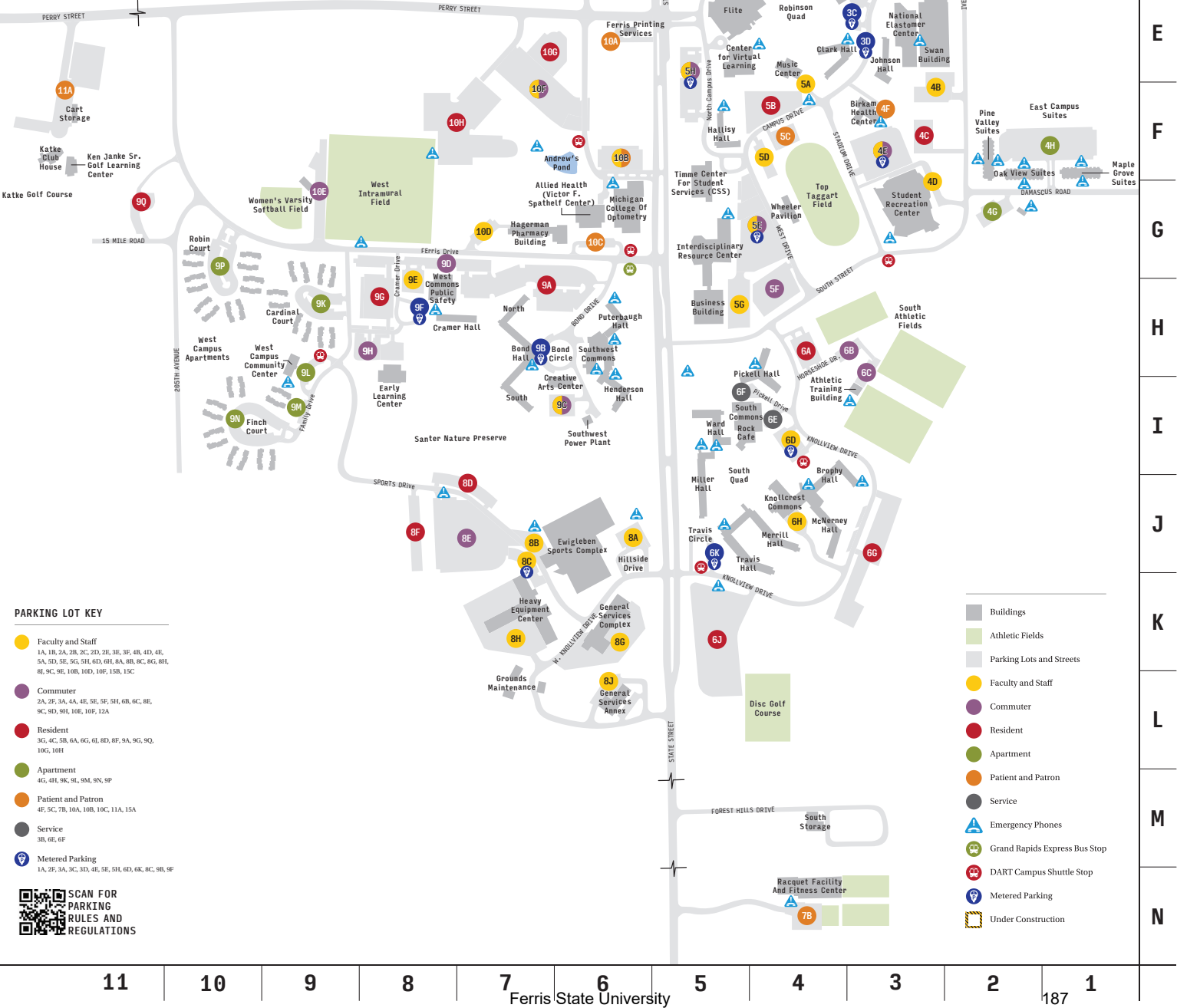
**FERRIS STATE UNIVERSITY  
FACILITY OPERATIONAL SERVICES  
STATEMENT OF FACILITIES AT THE BIG RAPIDS CAMPUS**

# OF BLDGS.	ALL FACILITIES	YEAR CONSTRUCTED OR IMPROVED	GF SQUARE FEET	NGF SQUARE FEET	HOUSING SQUARE FEET	TOTAL SQUARE FEET
1.00	PICKELL HALL	1964			50,400	50,400
1.00	POWER PLANT	1955-88	19,900			19,900
1.00	PRAKKEN BUILDING	1952	42,100			42,100
1.00	PUTERBAUGH HALL	1965			46,400	46,400
1.00	RACQUET BALL FACILITY	1980-87-01		50,884		50,884
1.00	SCIENCE BUILDING	1955-67-97-99	109,148			109,148
1.00	SCIENCE CHILLER COMPLEX	2010	3,200			3,200
1.00	SOUTH COMMONS ROCK	1963-64-94-09		34,020		34,020
1.00	SOUTHWEST COMMONS	1965-86		19,500		19,500
1.00	SOUTHWEST POWER PLANT	1964	2,200			2,200
1.00	STARR BUILDING	1962-96	86,400			86,400
1.00	STUDENT RECREATION CENTER	1962-99-2018	123,854			123,854
1.00	SWAN BUILDING	1966-88-2004-2018	220,634			220,634
1.00	TIMME CRT FOR STUDENT SRVCS	1967-02	59,179			59,179
1.00	TOP TAGGART WHEELER PAVILION	2001	8,859		1,734	10,593
1.00	TRAVIS HALL	1961			51,700	51,700
1.00	VFS ALLIED HEALTH BUILDING	1979	67,400			67,400
1.00	WARD HALL	1963			41,320	41,320
34.00	WEST CAMPUS APTS.	1995; 2016			267,944	267,944
1.00	WEST CAMPUS COMMUNITY BLDG.	1996			5,785	5,785
1.00	WEST COMMONS	1959-68-83-99-03	19,800			19,800
1.00	WOMEN'S SOFTBALL FACILITY	2001	1,008			1,008
<b>110.00</b>	<b>SUB TOTAL</b>		<b>2,092,012</b>	<b>149,592</b>	<b>1,241,603</b>	<b>3,483,207</b>
			<b>60.06%</b>	<b>4.29%</b>	<b>35.65%</b>	<b>100.00%</b>

BUILDING KEY

Building Name	Code	Location	Building Name	Code	Location
Admissions	CSS	F5	McKessy House	MCK	C5
Allied Health Building (Dental Clinic)	VFS	G6	McNerney Hall	MCK	J4
Alumni Building	ALU	B3	Merrill Hall	MER	J4
Arts and Sciences Commons	ASC	D4	Michigan College of Optometry (University Eye Center)	MCO	G6
Asphalt Pavement Association of Michigan Training Facility	HMA	A1	Miller Hall	MIL	J5
Athletic Training Building	ATB	I3	Museum of Sexist Objects	STR	D5
Automotive Center	AUT	B3	Music Activities Center	MUS	E4
Birkam Health Center & Personal Counseling Center	BHC	F3	National Elastomer Center	NEC	E3
Bond Hall (North and South)	BON	H7	North Hall	NBH	C3
Brophy Hall	BRO	J4	North Storage	NST	C6
Buildog Service Center (Parking, Dining, & ID Card Services)	UCB	D4	Pickell Hall	PIC	H4
Business Building	BUS	H5	Power Plant	POW	C3
Card/Riley Conservation and Wildlife Education Center	ASC	D4	Pracken Building	PRK	B2
Center for Visual Learning	CVL	E5	Public Safety (West Commons)	WCO	H8
Clark Hall	CLK	E4	Puterbaugh Hall	PUT	H6
Corporate and Professional Development Center	CPD	A1	Quad Cafe	UCB	D4
Cramer Hall	CRA	H7	Racquet Facility and Fitness Center	RQT	N4
Creative Arts Center	CAC	I6	Robinson Quad		
David L. Elsler Center	UCB	D4	Rock Cafe (South Commons)	SCO	I5
Disc Golf Course	L4		Science Building	SCI	C4
Early Learning Center	ELC	H8	Science Chiller Complex	SCC	C5
East Campus Suites	ECS	F1	South Athletic Fields	SAF	I3
Erbert & Gerbert's Sandwich Shop	IBC	G5	Southwest Commons	SWC	H6
Evigleben Sports Complex (Center for Athletic Performance)	SPO	I6	Southwest Power Plant	SPL	I6
Ferris Printing Services	CCE	B6	Starr Educational Center	STR	D5
Ferris Fine Art Gallery	UCB	D4	Starbucks	UCB	D4
Ferris Outlines Campus Store	UCB	D4	Student Recreation Center	SRC	G3
FLITE Library	FLT	E5	Swan Building	SWN	E2
General Services Annex	GSA	L6	The Market	SCO	I5
General Services Building	GEN	K6	Timme Center for Student Services	CSS	F5
Granger Center for Construction and HVACR	GRN	B4	Top Taggart Field	TTF	G4
Hagerman Pharmacy Building (Pharmacy Care Clinic)	PHH	G7	Travis Hall	TRV	J5
Hall's Hall	HAL	F5	University Eye Center	MCO	G6
Heavy Equipment	HE	K7	Ward Hall	WAR	I5
Henderson Hall	HEN	I6	West Campus Apartments	WCA	H10
Institute for Construction Education and Training	ICET	A1	West Campus Community Center	WCC	H9
Interdisciplinary Resource Center	IRC	G5	West Commons	WCO	H8
Jim Crow Museum of Racist Memorabilia	FLY	E5	Williams Auditorium	WIL	D5
Johnson Hall	JOH	E3	Wheeler Pavilion (Top Taggart Field)	TTF	G4
Katke Golf Course	KAT	F11			
Ken Janke Sr. Golf Learning Center	GLC	F11			
Knollcrest Commons	KNO	J4			

FACILITIES



## Driving Directions to Big Rapids Campus

---

**Driving from East (Detroit):** Take I-96 West to Grand Rapids. Take US-131 North to Big Rapids, Exit 139. Turn right and follow Perry Street 1.7 miles to the last stop light which is State Street (Business Loop-131). Proceed straight through the stoplight into the main campus.

**Driving from East (Flint):** Take I-69 West to Lansing. Take I-96 West to Grand Rapids. Take US-131 North to Big Rapids, Exit 139. Turn right and follow Perry Street 1.7 miles to the last stop light which is State Street (Business Loop-131). Proceed straight through the stoplight into the main campus.

**Driving from East (Mt. Pleasant):** Take M-20 West to Big Rapids, turn south (left) on State Street. Follow State Street (which is Business Loop-131) and stay in the left lane. You will drive past Burger King (which is on your right). Turn left at the next stoplight (Perry Street), which is the main entrance to campus.

**Driving from North (Cadillac):** US-131 South to Big Rapids, Exit 139. Turn left and follow Perry Street 1.7 miles to the last stop light which is State Street (Business Loop-131). Proceed straight through the stoplight into the main campus.

**Driving from North (Old US-131):** Continue on Old US-131 (which is State Street), stay in the left lane. You will drive past Burger King (which is on your right). Turn left at the next stoplight (Perry Street), which is the main entrance to campus.

**Driving from South (Grand Rapids and Kalamazoo):** US-131 North to Big Rapids, Exit 139. Turn right and follow Perry Street 1.7 miles to the last stop light which is State Street (Business Loop-131). Proceed straight through the stoplight into the main campus.

**Driving from West:** Take M-20 East to Stanwood and then US-131 North to Big Rapids, exit 139. Turn right and follow Perry Street 1.7 miles to the last stop light which is State Street (Business Loop-131). Proceed straight through the stoplight into the main campus.



# **MICHIGAN PUBLIC UNIVERSITIES**



**MICHIGAN PUBLIC UNIVERSITIES  
TOTAL STUDENT HEADCOUNT - FALL ENROLLMENT**

University	Fall 2021	Fall 2022	Fall 2023	Fall 2024	Fall 2025
Central Michigan University	15,465	14,594	14,423	14,515	14,135
Eastern Michigan University	15,370	14,048	13,352	12,663	12,176
<b>Ferris State University</b>	<b>10,361</b>	<b>10,072</b>	<b>9,918</b>	<b>9,959</b>	<b>9,877</b>
Grand Valley State University	22,406	21,648	22,269	22,011	22,035
Lake Superior State University	1,812	1,655	1,669	1,567	1,440
Michigan State University	49,659	50,023	51,316	52,089	51,838
Michigan Tech University	7,009	7,074	7,324	7,429	7,411
Northern Michigan University	7,214	6,970	7,197	7,409	7,386
Oakland University	17,170	16,108	15,922	15,768	15,979
Saginaw Valley State University	7,523	7,147	6,889	6,822	6,906
University of Michigan - Ann Arbor	50,278	51,225	52,065	52,855	53,488
University of Michigan - Dearborn	8,331	8,224	8,037	8,104	8,005
University of Michigan - Flint	6,418	5,985	6,130	6,529	7,119
Wayne State University	24,931	23,788	23,702	23,964	24,168
Western Michigan University	19,038	17,835	17,559	17,605	17,331
<b>Total</b>	<b>262,985</b>	<b>256,396</b>	<b>257,772</b>	<b>259,289</b>	<b>259,294</b>

Source: MASU Enrollment Report, Table 2.

Source: Budget Office

## MICHIGAN PUBLIC UNIVERSITIES SUMMARY OF 2025-26 TUITION & FEES AND ROOM & BOARD

### HIGHEST TO LOWEST COST RANKINGS

University	FY-26 TUITION	TUITION RANK	FY-26 ROOM & BOARD	ROOM & BOARD RANK	FY-26 TOTAL COST	TOTAL COST RANK
Central Michigan University	\$15,420	13	\$12,628	9	\$28,048	10
Eastern Michigan University	\$17,004	4	\$13,280	4	\$30,284	3
<b>Ferris State University</b>	<b>\$15,796</b>	<b>10</b>	<b>\$11,462</b>	<b>14</b>	<b>\$27,258</b>	<b>13</b>
Grand Valley University	\$15,872	8	\$11,550	13	\$27,422	12
Lake Superior University	\$15,606	12	\$11,881	11	\$27,487	11
Michigan State University	\$17,323	3	\$12,928	5	\$30,251	4
Michigan Tech University	\$19,982	1	\$14,142	2	\$34,124	2
Northern Michigan University	\$15,012	14	\$13,420	3	\$28,432	8
Oakland University	\$16,575	5	\$11,621	12	\$28,196	9
Saginaw Valley University	\$13,680	15	\$12,500	10	\$26,180	14
University of Michigan - Ann Arbor	\$18,346	2	\$16,246	1	\$34,592	1
University of Michigan - Dearborn	\$16,240	6	N/A*	N/A*	N/A*	
University of Michigan - Flint	\$15,622	11	\$12,854	6	\$28,476	7
Wayne State University	\$15,862	9	\$12,696	7	\$28,558	6
Western Michigan University	\$15,954	7	\$12,661	8	\$28,615	5
<b>UNWEIGHTED AVERAGE</b>	<b>\$16,286</b>		<b>\$12,848</b>		<b>\$29,137</b>	

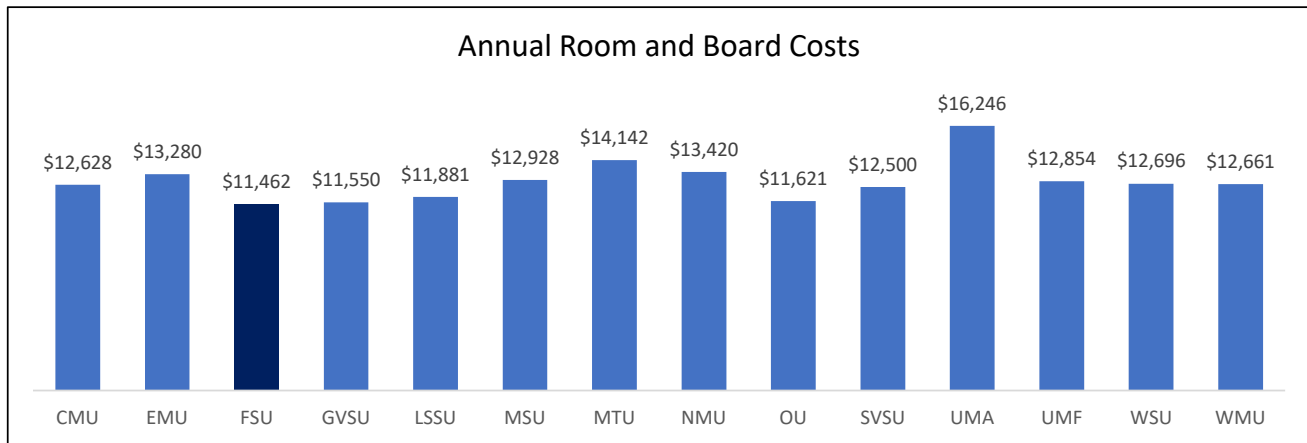
Source: MASU Tuition & Fees Report, Tables 2 and 5.

Source: Budget Office

Resident FTIAC average first-year food and double occupancy housing.

\*University of Michigan - Dearborn does not offer student housing.

**Michigan Public Universities  
Annual Room and Board Costs FY 2026**



**Five Year Trend**


	<u>FY '22</u>	<u>FY '23</u>	<u>FY '24</u>	<u>FY '25</u>	<u>FY '26</u>
CMU	\$10,792	\$11,248	\$12,178	\$12,394	\$12,628
EMU	\$11,174	\$11,660	\$12,440	\$12,846	\$13,280
<b>FSU</b>	<b>\$10,128</b>	<b>\$10,268</b>	<b>\$10,660</b>	<b>\$11,462</b>	<b>\$11,462</b>
GVSU	\$9,600	\$9,700	\$10,820	\$11,150	\$11,550
LSSU	\$10,488	\$10,776	\$11,207	\$11,459	\$11,881
MSU	\$10,676	\$10,990	\$11,754	\$12,564	\$12,928
MTU	\$11,655	\$12,058	\$12,774	\$13,050	\$14,142
NMU	\$11,072	\$11,450	\$12,382	\$12,886	\$13,420
OU	\$10,639	\$10,852	\$10,352	\$10,662	\$11,621
SVSU	\$11,606	\$11,392	\$11,150	\$11,750	\$12,500
UMA	\$12,592	\$13,171	\$14,460	\$15,328	\$16,246
UMD*	\$0	\$0	\$0	\$0	\$0
UMF	\$9,445	\$9,823	\$12,276	\$12,854	\$12,854
WSU	\$10,992	\$11,420	\$12,392	\$12,530	\$12,696
WMU	\$10,884	\$11,102	\$11,594	\$12,174	\$12,661

Source: MASU Tuition & Fees Report, Table 5

Avg First-Year Food and Double-Occupancy Housing and 19 meals per week or the maximum meal plan

\*University of MI - Dearborn does not offer student housing

### Michigan Public Universities Annual Tuition and Required Fees FY 2026



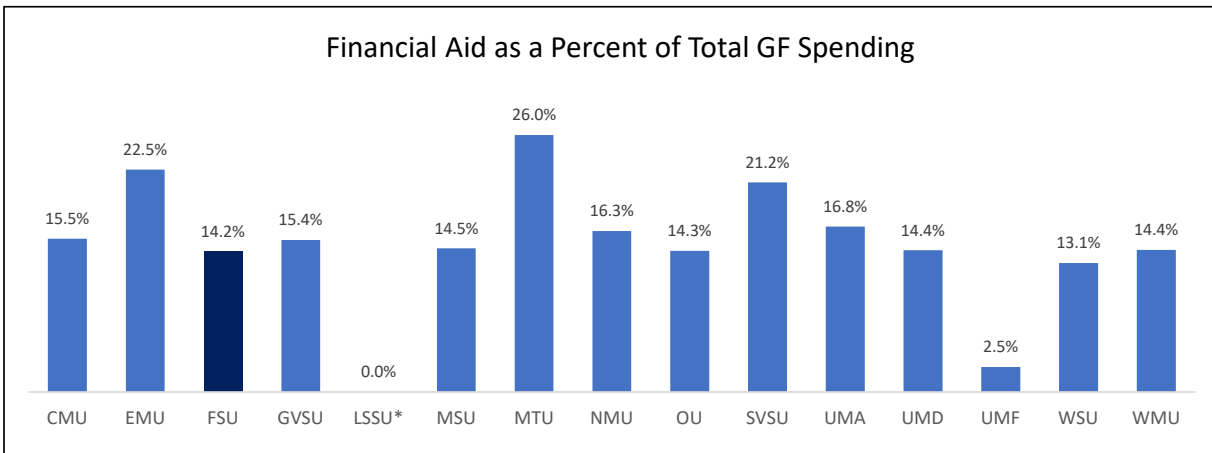
### Five Year Trend

	<u>FY '22</u>	<u>FY '23</u>	<u>FY '24</u>	<u>FY '25</u>	<u>FY '26</u>
CMU	\$13,200	\$13,650	\$14,190	\$14,760	\$15,420
EMU	\$14,260	\$14,810	\$15,510	\$16,240	\$17,004
<b>FSU</b>	<b>\$13,650</b>	<b>\$14,010</b>	<b>\$14,596</b>	<b>\$15,196</b>	<b>\$15,796</b>
GVSU	\$13,560	\$13,952	\$14,628	\$15,140	\$15,872
LSSU	\$13,312	\$13,840	\$14,378	\$15,002	\$15,606
MSU	\$14,913	\$15,435	\$16,051	\$16,525	\$17,323
MTU	\$16,966	\$17,614	\$18,392	\$19,123	\$19,982
NMU	\$12,437	\$12,913	\$13,577	\$14,277	\$15,012
OU	\$14,025	\$14,573	\$15,225	\$15,863	\$16,575
SVSU	\$11,130	\$11,565	\$12,240	\$12,930	\$13,680
UMA	\$16,178	\$16,736	\$17,228	\$17,736	\$18,346
UMD	\$13,816	\$14,320	\$14,944	\$15,640	\$16,240
UMF	\$12,892	\$13,524	\$14,190	\$14,890	\$15,622
WSU	\$14,293	\$14,925	\$14,547	\$15,190	\$15,862
WMU	\$13,434	\$13,950	\$14,594	\$15,252	\$15,954

Source: MASU Tuition &amp; Fees Report, Table 2.

Resident FTIAC Tuition Rates.

**Michigan Public Universities**  
**Financial Aid as a Percent of Total General Fund Spending FY 2025**



**Five Year Trend**

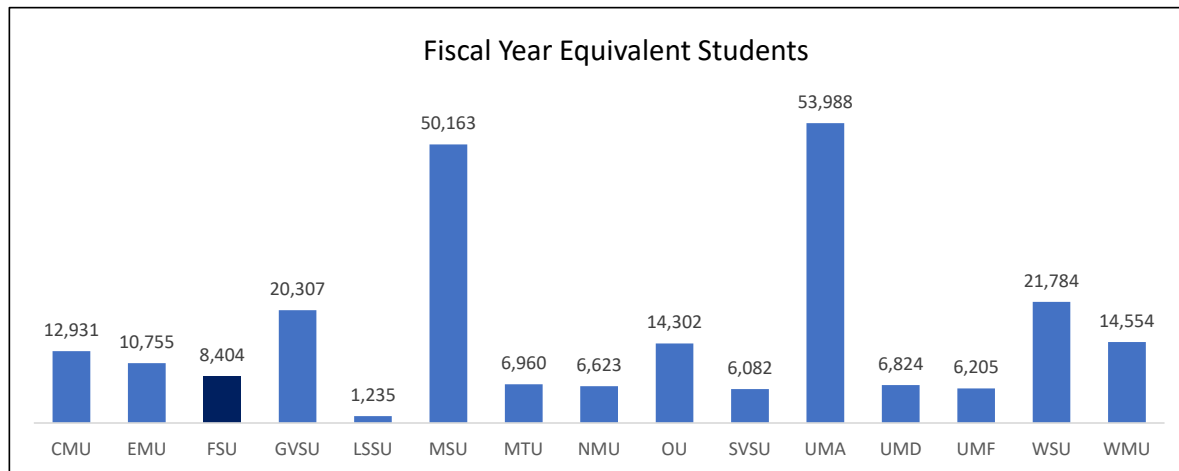
	<u>FY '21</u>	<u>FY '22</u>	<u>FY '23</u>	<u>FY '24</u>	<u>FY '25</u>
CMU	16.0%	16.3%	16.0%	15.5%	15.5%
EMU	30.4%	22.7%	25.2%	22.7%	22.5%
<b>FSU</b>	<b>12.9%</b>	<b>11.3%</b>	<b>15.8%</b>	<b>14.5%</b>	<b>14.2%</b>
GVSU	15.7%	16.4%	16.0%	16.0%	15.4%
LSSU*	16.4%	14.6%	14.7%	15.7%	N/A
MSU	14.1%	16.2%	14.6%	14.9%	14.5%
MTU	22.5%	24.2%	24.5%	21.6%	26.0%
NMU	15.2%	15.1%	15.2%	15.6%	16.3%
OU	16.9%	16.5%	15.1%	15.0%	14.3%
SVSU	20.0%	22.0%	22.0%	20.3%	21.2%
UMA	15.3%	14.5%	15.6%	16.2%	16.8%
UMD	17.9%	16.2%	15.7%	15.4%	14.4%
UMF	12.5%	10.7%	10.0%	12.3%	2.5%
WSU	15.1%	15.3%	13.6%	13.4%	13.1%
WMU	16.4%	14.7%	14.0%	13.0%	14.4%

Source: State of Michigan Budget Office - HEIDI data.

\*LSSU - Data for FY 25 not available

All years have been updated to pick up any corrections.

**Michigan Public Universities  
Fiscal Year Equivalent Students (FYES) FY 2025**



**Five Year Trend**

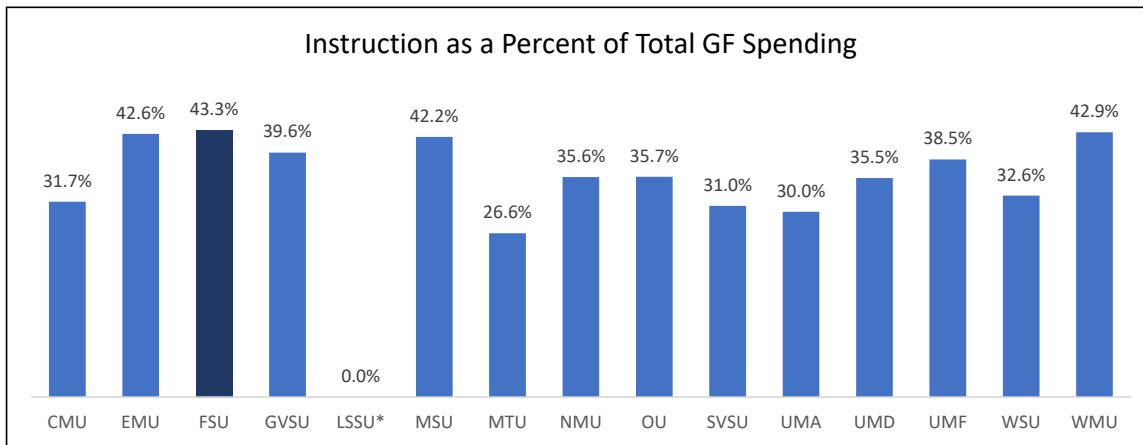
	<u>FY '21</u>	<u>FY '22</u>	<u>FY '23</u>	<u>FY '24</u>	<u>FY '25</u>
CMU	15,583	13,993	13,352	13,200	12,931
EMU	13,079	12,199	11,280	10,958	10,755
<b>FSU</b>	<b>9,295</b>	<b>8,608</b>	<b>8,482</b>	<b>8,273</b>	<b>8,404</b>
GVSU	21,177	20,341	19,757	20,432	20,307
LSSU	1,516	1,460	1,354	1,315	1,235
MSU	47,970	47,253	47,509	49,235	50,163
MTU	6,380	6,619	6,622	6,878	6,960
NMU	6,509	6,374	6,149	6,378	6,623
OU	16,650	15,229	14,385	14,152	14,302
SVSU	6,885	6,482	6,199	6,076	6,082
UMA	49,577	51,260	51,848	52,986	53,988
UMD	6,950	6,571	6,474	6,587	6,824
UMF	5,884	5,478	5,217	5,684	6,205
WSU	22,806	21,587	21,096	21,318	21,784
WMU	17,064	15,549	14,688	14,582	14,554
<b>Total</b>	<b>247,326</b>	<b>239,003</b>	<b>234,411</b>	<b>238,055</b>	<b>241,117</b>

Source: State of Michigan Budget Office - HEIDI data.

All years have been updated to pick up any corrections.



**Michigan Public Universities**  
**Instruction as a Percent of Total General Fund Spending FY 2025**



**Five Year Trend**

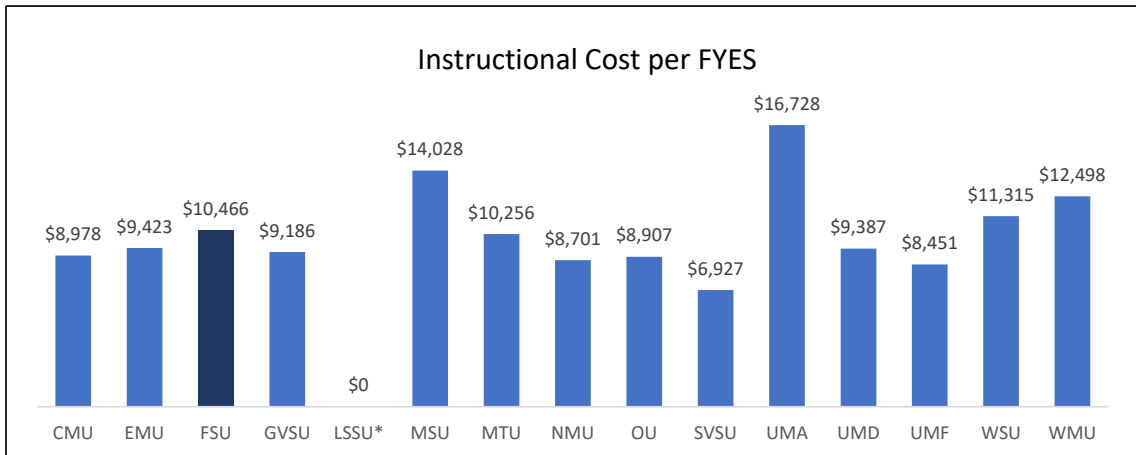
	<u>FY '21</u>	<u>FY '22</u>	<u>FY '23</u>	<u>FY '24</u>	<u>FY '25</u>
CMU	36.2%	35.6%	34.5%	33.5%	31.7%
EMU	62.3%	40.6%	46.1%	44.3%	42.6%
<b>FSU</b>	<b>43.0%</b>	<b>37.3%</b>	<b>41.8%</b>	<b>41.4%</b>	<b>43.3%</b>
GVSU	39.5%	39.0%	40.0%	38.0%	39.6%
LSSU*	30.8%	30.2%	31.2%	28.8%	N/A
MSU	42.5%	49.7%	40.1%	40.3%	42.2%
MTU	29.9%	29.2%	28.8%	23.0%	26.6%
NMU	36.1%	33.9%	34.2%	33.7%	35.6%
OU	35.6%	37.1%	36.1%	35.8%	35.7%
SVSU	31.8%	34.1%	32.4%	30.5%	31.0%
UMA	29.0%	28.5%	29.1%	29.1%	30.0%
UMD	40.7%	38.4%	36.7%	37.0%	35.5%
UMF	46.3%	41.4%	40.3%	39.0%	38.5%
WSU	36.3%	34.6%	33.2%	33.4%	32.6%
WMU	39.6%	42.7%	42.3%	41.9%	42.9%

Source: State of Michigan Budget Office - HEIDI data.

\*LSSU - Data for FY 25 not available

All years have been updated to pick up any corrections.

**Michigan Public Universities**  
**Instructional Cost per Fiscal Year Equivalent Student (FYES) FY 2025**



**Five Year Trend**

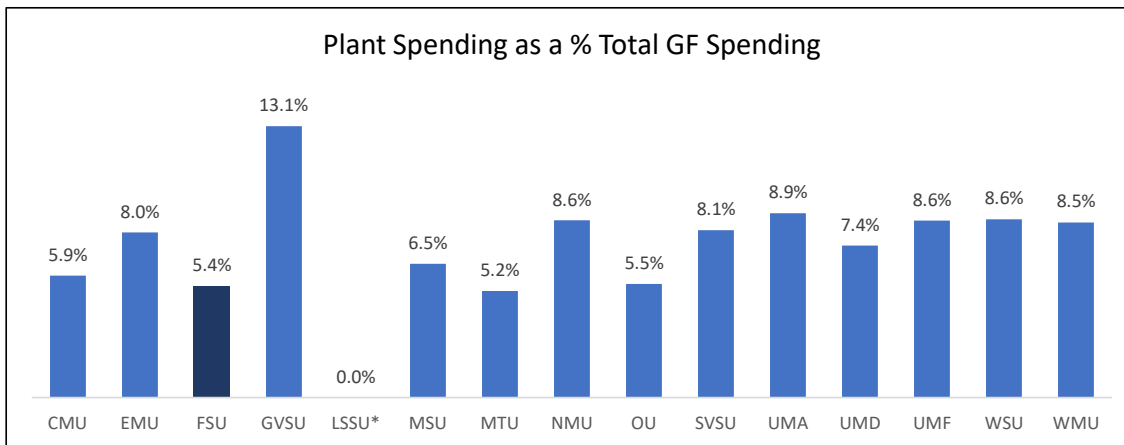
	<u>FY '21</u>	<u>FY '22</u>	<u>FY '23</u>	<u>FY '24</u>	<u>FY '25</u>
CMU	\$7,651	\$8,614	\$8,777	\$8,742	\$8,978
EMU	\$8,211	\$8,471	\$8,914	\$9,224	\$9,423
<b>FSU</b>	<b>\$9,144</b>	<b>\$9,614</b>	<b>\$9,584</b>	<b>\$10,030</b>	<b>\$10,466</b>
GVSU	\$7,736	\$7,948	\$8,465	\$8,563	\$9,186
LSSU*	\$7,219	\$7,966	\$8,258	\$8,085	N/A
MSU	\$12,164	\$13,859	\$13,376	\$13,538	\$14,028
MTU	\$9,858	\$9,945	\$10,317	\$10,002	\$10,256
NMU	\$7,720	\$7,673	\$8,132	\$8,196	\$8,701
OU	\$7,088	\$8,020	\$8,313	\$8,600	\$8,907
SVSU	\$5,720	\$6,341	\$6,501	\$6,807	\$6,927
UMA	\$14,070	\$14,051	\$15,158	\$15,848	\$16,728
UMD	\$8,294	\$8,860	\$9,520	\$9,524	\$9,387
UMF	\$7,700	\$8,346	\$9,051	\$8,455	\$8,451
WSU	\$10,248	\$10,737	\$10,774	\$11,465	\$11,315
WMU	\$8,655	\$10,750	\$11,538	\$11,774	\$12,498

Source: State of Michigan Budget Office - HEIDI data.

\*LSSU - Data for FY 25 not available

All years have been updated to pick up any corrections.

**Michigan Public Universities**  
**Plant Spending as a Percent of Total General Fund Spending FY 2025**



**Five Year Trend**

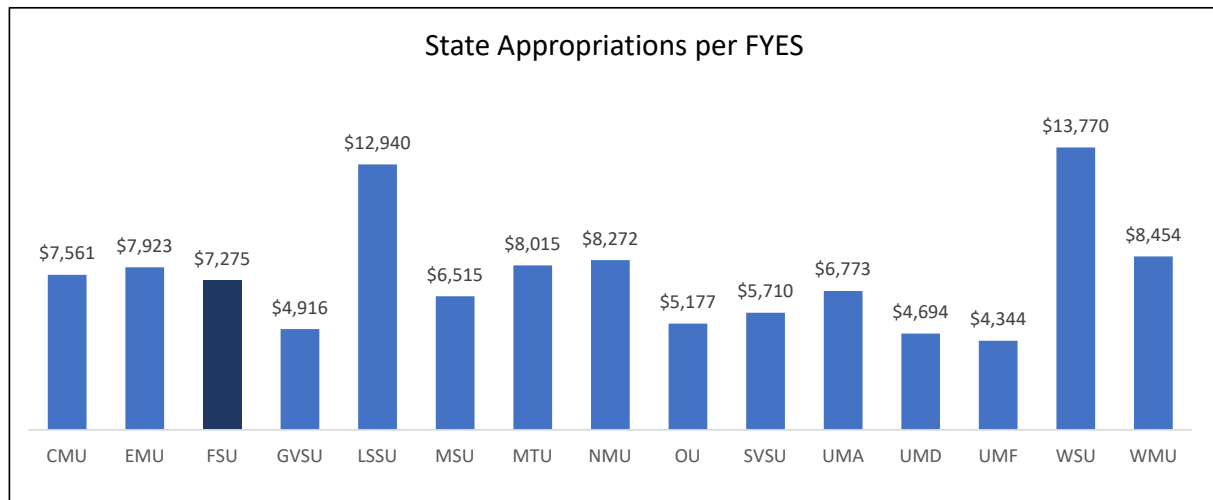
	<u>FY '21</u>	<u>FY '22</u>	<u>FY '23</u>	<u>FY '24</u>	<u>FY '25</u>
CMU	7.3%	6.3%	6.2%	6.0%	5.9%
EMU	11.8%	8.1%	9.5%	8.5%	8.0%
<b>FSU</b>	<b>6.9%</b>	<b>6.4%</b>	<b>6.9%</b>	<b>6.7%</b>	<b>5.4%</b>
GVSU	9.8%	10.4%	14.1%	9.6%	13.1%
LSSU*	14.1%	14.4%	16.1%	14.4%	N/A
MSU	6.5%	7.7%	7.2%	6.9%	6.5%
MTU	5.1%	4.9%	5.2%	4.2%	5.2%
NMU	9.1%	9.4%	9.4%	8.5%	8.6%
OU	4.6%	5.6%	5.6%	5.7%	5.5%
SVSU	7.7%	8.2%	8.2%	7.9%	8.1%
UMA	7.5%	8.6%	8.6%	8.6%	8.9%
UMD	7.1%	8.2%	7.3%	7.4%	7.4%
UMF	7.5%	8.6%	9.1%	9.0%	8.6%
WSU	8.5%	8.8%	8.9%	8.5%	8.6%
WMU	10.4%	9.1%	8.5%	7.9%	8.5%

Source: State of Michigan Budget Office - HEIDI data.

\*LSSU - Data for FY 25 not available

All years have been updated to pick up any corrections.

**Michigan Public Universities**  
**State Appropriations per Fiscal Year Equivalent Student FY 2025**



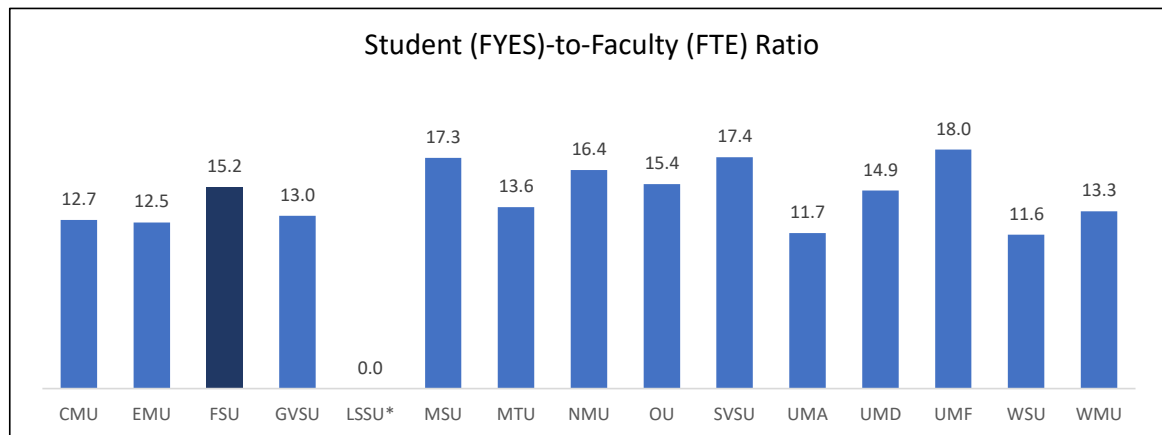
**Five Year Trend**

	<u>FY '21</u>	<u>FY '22</u>	<u>FY '23</u>	<u>FY '24</u>	<u>FY '25</u>
CMU	\$5,968	\$6,463	\$6,826	\$7,228	\$7,561
EMU	\$6,161	\$6,419	\$7,017	\$7,588	\$7,923
<b>FSU</b>	<b>\$6,250</b>	<b>\$6,568</b>	<b>\$6,715</b>	<b>\$7,210</b>	<b>\$7,275</b>
GVSU	\$3,604	\$3,648	\$4,113	\$4,765	\$4,916
LSSU	\$9,749	\$9,843	\$10,607	\$11,552	\$12,940
MSU	\$6,258	\$6,182	\$6,393	\$6,473	\$6,515
MTU	\$8,269	\$7,761	\$7,846	\$7,927	\$8,015
NMU	\$7,796	\$7,741	\$8,254	\$8,360	\$8,272
OU	\$3,333	\$3,547	\$4,224	\$5,108	\$5,177
SVSU	\$4,648	\$4,789	\$5,207	\$5,578	\$5,710
UMA	\$6,768	\$6,365	\$6,542	\$6,730	\$6,773
UMD	\$3,937	\$4,047	\$4,343	\$4,742	\$4,694
UMF	\$4,230	\$4,418	\$4,822	\$4,645	\$4,344
WSU	\$9,262	\$9,519	\$10,114	\$10,534	\$13,770
WMU	\$6,841	\$7,295	\$7,786	\$8,228	\$8,454

Source: State of Michigan Budget Office - HEIDI data.

All years have been updated to pick up any corrections.

**Michigan Public Universities  
Student (FYES)-to-Faculty (FTE) Ratio FY 2025**



**Five Year Trend**

	<u>FY '21</u>	<u>FY '22</u>	<u>FY '23</u>	<u>FY '24</u>	<u>FY '25</u>
CMU	14.4	13.3	13.0	13.1	12.7
EMU	13.4	13.3	13.5	12.7	12.5
<b>FSU</b>	<b>16.1</b>	<b>15.7</b>	<b>16.1</b>	<b>15.1</b>	<b>15.2</b>
GVSU	16.8	16.0	15.5	15.1	13.0
LSSU*	11.2	11.1	11.3	10.8	N/A
MSU	16.1	16.2	16.2	16.6	17.3
MTU	12.6	13.3	13.4	13.7	13.6
NMU	16.7	16.2	15.6	15.7	16.4
OU	17.0	15.4	14.9	15.2	15.4
SVSU	18.2	17.2	17.5	17.7	17.4
UMA	11.5	12.0	11.8	11.7	11.7
UMD	14.9	14.3	13.8	14.3	14.9
UMF	16.0	15.1	14.9	16.9	18.0
WSU	12.1	12.3	11.2	11.3	11.6
WMU	13.6	12.6	12.0	11.2	13.3

Source: State of Michigan Budget Office - HEIDI data.

All years include Instructional and Non-Instructional Tenure, Tenure Track, Non-Tenure and Graduate Teaching Assistant Faculty.

\*LSSU - Data for FY 25 not available

All years have been updated to pick up any corrections.

## Ferris State University Non-Discrimination Statement

Ferris State University does not discriminate on the basis of race, color, religion or creed, national origin, sex, sexual orientation, gender identity, age, marital status, veteran or military status, height, weight, protected disability, genetic information, or any other characteristic protected by applicable State or federal laws or regulations in education, employment, housing, public services, or other University operations, including, but not limited to, admissions, programs, activities, hiring, promotion, discharge, compensation, fringe benefits, job training, classification, referral, or retention. Retaliation against any person making a charge, filing a legitimate complaint, testifying, or participating in any discrimination investigation or proceeding is prohibited.

Students with disabilities requiring assistance or accommodation may contact the Disability and Accessibility Resource Center at (231) 591-3057, [DARC@Ferris.edu](mailto:DARC@Ferris.edu). Employees and other members of the University community with disabilities requiring assistance or accommodation may contact the Human Resources Department, 420 Oak St., Big Rapids, MI 49307 or call (231) 591-2150, [HumanResources@Ferris.edu](mailto:HumanResources@Ferris.edu).

Inquiries and complaints of disability discrimination may be addressed to the Director of Accessibility and Disability Services, 820 Campus Dr., Big Rapids, MI 49307 or by telephone/email at (231) 591-3057, [DARC@Ferris.edu](mailto:DARC@Ferris.edu) or to the Director of Equal Opportunity, 120 East Cedar St., Big Rapids, MI 49307 or by telephone/email at (231) 591-2152, [EqualOpportunity@Ferris.edu](mailto:EqualOpportunity@Ferris.edu).

Inquiries and complaints regarding the accessibility of this website may be addressed to the Director of Accessibility and Disability Services, 820 Campus Dr., Big Rapids, MI 49307 or by telephone/email at (231) 591-3057, [DARC@Ferris.edu](mailto:DARC@Ferris.edu).

Individuals with complaints of sex discrimination, including sexual harassment, may address those complaints to the Title IX Coordinator, 805 Campus Dr., Big Rapids, MI 49307 or by telephone/email at (231) 591-5916, [TitleIX@Ferris.edu](mailto:TitleIX@Ferris.edu) or to the Director of Equal Opportunity, as above.

Other inquiries or complaints of discrimination may be addressed to the Director of Equal Opportunity, as above.

## References

Ferris State University Board Policy Part 7.

Equal Opportunity and Non-Discrimination Policy, Subpart 7-3 Policy on Non-Discrimination.

Non-Discrimination Grievance Procedures

*Updated July 01, 2021*