

# FERRIS STATE UNIVERSITY

## FERRIS FORWARD



# Fact Book

## 2022-2023



January 2023

Dear Colleague:

The *Ferris State University Fact Book* is an annual project conducted as a service to the University community by the Office of Institutional Research and Testing, in the Division of Student Affairs. This 32<sup>nd</sup> edition is a document designed to answer the most frequently asked questions about Ferris State University.

New additions to the Fact Book this year are Graduate/Graduate Professional Admits Profile information in the Enrollment Section. This includes enrollment by Gender, Ethnicity, and Full-Time and Part-Time by Campus.

To access the current Fact Book, as well as previous editions on the Ferris State University website, go to [www.ferris.edu](http://www.ferris.edu) and click on “Resources”, “Institutional Research & Testing.” Under the Institutional Research heading, select “Fact Book Downloads.” As an alternative, you can simply type the words “Fact Book” in the search box located on the Ferris homepage.

There are also Excel files from the Fact Book that can be accessed under the heading “Fact Book Excel Files”. This includes Enrollment by Program by College, Degrees Conferred by Program by College, Enrollment Summary, and Enrollment Summary by College.

We would like to thank the many offices that assist us with the development of the information for the Fact Book. Please do not hesitate to contact us if you have any questions or have ideas for future editions of the Fact Book.

Robin Carter  
Research & Testing Analyst

Mitzi Day  
Director of Institutional Research

Ferris State University  
Division of Student Affairs  
Office of Institutional Research and Testing  
CSS 313  
(231) 591-3628

Throughout the Fact Book:  
Enrollment counts are based on the Campus of Student’s Academic Program Enrollment. (Type of Student – On, Off, On-Line, Kendall)

SCH counts are based on Campus/College of Course Credit Production. (Type of Courses – On, Off, Internet, Kendall)

Link to Fact Book Downloads: <https://ferris.edu/admissions/testing/factbook/homepage.htm>  
Link to Fact Book Excel Files: <https://ferris.edu/admissions/testing/factbook/excelpage.htm>

## TABLE OF CONTENTS

### GENERAL INFORMATION

Mission Statement/Vision Statement/Core Values .....	1
History/Location/Campus Size/Academic Colleges/Academic Services .....	2
Admissions/Educational Programs/Financial Aid .....	3
Accreditation .....	4
Student Costs/Tuition .....	5
Kendall Student Costs/Tuition .....	7
Athletics/Center for Latin@ Studies/Diversity, Inclusion and Strategic Initiatives Office .....	8
Career and Professional Success (CAPS)/Center for Student Involvement (CSI) .....	9
Entertainment Unlimited (EU) .....	9
Center for Certification Training & Testing (CCTT) .....	10
Educational Counseling and Disabilities Services Office .....	10
Extended & International Operations (EIO) .....	11
Library (FLITE) .....	12
Library (FLITE) Statistics .....	13
Gifts to the University .....	14
Housing & Residence Life .....	15
Information Technology Services .....	16
Intramural and Recreational Sports .....	17
Kendall College of Art and Design .....	18
Multicultural Student Services/Retention and Student Success .....	21
Student Affairs/Student Employment .....	22
Ferris Buildings and Points of Interest .....	23
Ferris State University Calendar .....	30
Telephone Numbers (frequently used) .....	31
Educational Grants and Scholarships/Institutional .....	32

### ENROLLMENT

Total Headcount Enrollment .....	43
Enrollment by County (map) .....	44
Enrollment by State (map) .....	45
Enrollment by County .....	46
Enrollment by State & Country .....	47
5-Year Enrollment by College .....	48
Percent of Students by College .....	49
FYES Enrollment per FTE Faculty .....	50
Enrollment Summary .....	51
Enrollment Summary by College (On/Off/Online/KEN & Gender) .....	52
Enrollment Summary by College (AE & BU) .....	53
Enrollment Summary by College (TE & HP) .....	54
Enrollment Summary by College (KE) .....	55
Enrollment Summary by College (OP & PH) .....	56
Enrollment Summary by College (CP & UN) .....	57
Comparative Enrollment Report by College (Gender by Degree Level) .....	58
Enrollment by College and Class Level .....	59
Degree and Non-Degree Seeking Student Enrollment .....	61
Headcount Enrollment by Student Level Full-Time and Part-Time (On/Off/Online/KEN & Gender) .....	62
FTE Enrollment by Student Level Full-Time and Part-Time (On/Off/Online/KEN & Gender) .....	63
Comparative Fall Enrollment and SCH Production by Site .....	64

## TABLE OF CONTENTS

Student Credit Hours by College .....	65
SCH/FTE/FYES .....	66
Student Credit Hours by Campus and Degree Level .....	67
Total Headcount Enrollment Compared to FTE .....	68
Enrollment by Race/Ethnicity .....	69
Ethnic Distribution by College .....	70
Enrollment by Program (Arts & Sciences) .....	71
Enrollment by Program (Arts, Sciences and Education) .....	74
Enrollment by Program (Business) .....	77
Enrollment by Program (Education & Human Services) .....	80
Enrollment by Program (Engineering Technology) .....	82
Enrollment by Program (Health Professions) .....	84
Enrollment by Program (Kendall College of Art and Design) .....	86
Enrollment by Program (Michigan College of Optometry at FSU) .....	88
Enrollment by Program (Pharmacy) .....	88
Enrollment by Program (College of Professional & Technological Studies) .....	88
Enrollment by Program (University College) .....	89
FTIAC Profile Fall Enrollment (Gender/Ethnicity/FT & PT/Campus/HS GPA, ACT, SAT) .....	90
FTIAC Profile Fall Enrollment by Michigan County .....	91
FTIAC Profile Fall Enrollment by Top 20 High Schools and Top 20 Majors .....	93
FTIAC Profile Fall Enrollment by States and Countries .....	94
Transfer Enrollment by (Gender/Ethnicity/FT & PT/Campus/HS GPA, ACT, SAT) .....	95
Transfer Enrollment by Michigan County .....	96
Transfer Enrollment by Top 20 Majors .....	98
Transfer Profile Fall Enrollment by States and Countries .....	99
Graduate/Graduate Professional Admits by (Gender/Ethnicity/FT & PT/Campus) .....	100
Graduate/Graduate Professional Admits by Michigan County .....	101
Graduate/Graduate Professional Admits by Top 20 Majors .....	103
Graduate/Graduate Professional Admits by States and Countries .....	104
FTIAC Fall-to-Fall Retention Rates .....	105
FTIAC 2 to 6 Year Graduation Rates .....	106
FTIAC Fall-to-Fall Retention/College Fall-to-Spring-to-Fall Retention .....	107
FTIAC Percent Earning 30 FSU Credits 1 <sup>st</sup> to 2 <sup>nd</sup> Yr./Average Number Credits Taken .....	108
Full-Time Transfer Students Persistence Rate .....	108
Transfer In Students .....	109
Transfer Out Students .....	110
Enrollment Summary of Students by Age .....	111
NCAA Graduation Rates .....	112

### DEGREES

Degrees Conferred by Program (Arts & Sciences) .....	113
Degrees Conferred by Program (Arts, Sciences and Education) .....	115
Degrees Conferred by Program (Business) .....	117
Degrees Conferred by Program (Education & Human Services) .....	120
Degrees Conferred by Program (Engineering Technology) .....	121
Degrees Conferred by Program (Health Professions) .....	123
Degrees Conferred by Program (Kendall College of Art and Design) .....	125
Degrees Conferred by Program (Michigan College of Optometry at FSU) .....	126

## TABLE OF CONTENTS

Degrees Conferred by Program (Pharmacy) .....	126
Degrees Conferred by Program (College of Professional & Technological Studies) .....	126
Degrees Conferred by Program (University College) .....	126

Degrees Conferred at Ferris State University .....	127
Approved Programs.....	128
Total Number of Degree Programs Offered .....	134

### **FACULTY/STAFF**

University Staff by Job Category & Gender (Full-Time) .....	135
University Staff by Job Category & Gender (Part-Time) .....	136
University Staff by Job Category & Gender (Total) .....	137
Faculty and Staff by Race/Ethnicity and Gender .....	138
Student Employee by Race/Ethnicity and Gender.....	139
Distinguished Teacher Awards.....	140

### **ORGANIZATIONAL CHARTS (Effective as of December)**

Board of Trustees .....	141
Executive Division .....	142
President's Council .....	143
Academic Affairs Division .....	144
Office of Academic Affairs .....	145
Academic Affairs Division/College of Arts, Sciences and Education.....	146
Academic Affairs Division/College of Business.....	147
Academic Affairs Division/College of Engineering Technology .....	148
Academic Affairs Division/College of Health Professions .....	149
Academic Affairs Division/College of Pharmacy.....	150
Academic Affairs Division/Michigan College of Optometry at FSU .....	151
Kendall College of Art and Design .....	152
Kendall College of Art and Design Academic Affairs.....	153
Academic Affairs Division/Extended & International Operations .....	154
Academic Affairs Division/Library .....	155
Academic Affairs Division/Retention & Student Success.....	156
Administration and Finance Division.....	157
Office of the Vice President & General Counsel.....	158
Student Affairs Division .....	159
Student Affairs Division/Enrollment Services.....	160
Student Affairs Division/Student Life .....	161
University Advancement & Marketing.....	162

### **ALUMNI**

Alumni by State .....	163
Alumni by Country.....	164
Alumni by College .....	165
Placement Rates.....	166
Recipients of Alumni Awards .....	167

# TABLE OF CONTENTS

## FINANCIAL AID

Financial Aid Applicants & Aid Awarded .....	169
Financial Aid Disbursements/Student Loan Debt/Three-Year Official Cohort Default Rate.....	170

## BUDGET

General Fund Operating Budget .....	171
Revenue Summary .....	172
Expenditure Summary .....	173

## FACILITIES

Statement of Facilities at the Big Rapids Campus (General Fund) .....	175
Statement of Facilities at the Big Rapids Campus (Non-General Fund).....	176
Ferris State University Campus Map .....	177
Directions to Ferris State University Big Rapids Campus .....	178

## MICHIGAN PUBLIC UNIVERSITY COMPARISONS

Enrollment Michigan Public Universities .....	179
Summary of Tuition & Fees and Room & Board .....	180
Annual Room and Board Costs.....	181
Annual Tuition and Required Fees .....	182
Financial Aid as a Percent of Total General Fund Spending .....	183
Full-Year Equated Students.....	184
Instruction as a Percent of Total General Fund Spending.....	185
Instructional Cost (Spending) per Student .....	186
Plant Spending as a Percent of Total General Fund Spending .....	187
State Appropriations per FYES .....	188
Student-to-Faculty Ratio.....	189
Ferris State University Non-Discrimination Statement	

# GENERAL INFORMATION

## **MISSION STATEMENT**

Ferris State University prepares students for successful careers, responsible citizenship and lifelong learning. Through its many partnerships and its career-oriented, broad-based education, Ferris serves our rapidly changing global economy and society.

## **VISION STATEMENT**

Building on the vision of our founders, Ferris State University will be an agile and transformational university. By integrating theory and practice, we will foster opportunity, discovery and professional preparation for a dynamic global society.

## **CORE VALUES**

- **Collaboration:** Ferris builds partnerships within the university and the global community that promote shared goals and success.
- **Diversity:** Ferris commits to be an inclusive university community that respects the dignity of the individual and promotes the acceptance of others.
- **Ethical Community:** Ferris implements policies, procedures, actions to promote transparency, advance our mission and foster integrity, civility and respect within and beyond the university.
- **Excellence:** Ferris dedicates itself to innovation and quality execution that sustains and promotes relevance in a changing world through best practices and benchmarking.
- **Learning:** Ferris promotes hands-on, transformative learning; balancing theory and practice; encouraging teamwork and innovation and emphasizing critical thinking—all are fundamental elements of career success.
- **Opportunity:** Ferris honors the legacy of our founders by encouraging and supporting all who wish to acquire the knowledge, leadership and communication skills that are the foundations of personal success.

## GENERAL INFORMATION

### **HISTORY**

Established in 1884 by Woodbridge N. and Helen Gillespie Ferris, the University today continues its founders' vision of providing a career-oriented education that meets the challenges of a changing economy. Woodbridge, a distinguished Michigan educator and politician who served two terms as the State's governor and was an elected United States Senator, and Helen, co-founder and teacher, built their school on the concept of not only providing students with marketable skills, but giving students opportunities regardless of race, age or status. Ferris was a private institute until 1950, when it joined the state higher education system. The college obtained university status in 1987.

### **LOCATION**

Ferris State University's main campus is in Big Rapids, a west central Michigan town of approximately 8,976 in the vacation-recreation region. In addition to being home of Ferris State University, Big Rapids is the county seat of Mecosta County. The 930-acre campus is readily accessible by the US-131 expressway and state highway M-20. Big Rapids is 55 miles north of Grand Rapids and within 200 miles of Chicago and Detroit.

### **CAMPUS SIZE**

Main Big Rapids campus - 789.06 acres  
West M-20 property - 80.0 acres  
Axtmann Property - 61.18 acres  
Total Main campus property - 930.24 acres

### **ACADEMIC COLLEGES**

College of Arts, Sciences and Education\*  
College of Business  
College of Engineering Technology  
College of Health Professions  
College of Pharmacy  
Kendall College of Art and Design  
Michigan College of Optometry at FSU

### **ACADEMIC SERVICES**

Extended and International Operations  
Ferris Library for Information, Technology and Education (FLITE)  
Retention and Student Success

\*Fall 2021, the College of Arts, Sciences and Education reflects a new name (previously, College of Arts and Sciences).

## **ADMISSIONS**

Current admission criteria for new students require all incoming freshmen students to submit official high school transcripts or official GED scores and, if available, ACT or SAT test scores prior to an admission decision. Transfer students are required to submit official transcripts from all colleges attended as well as official high school transcripts and test scores to achieve a complete academic profile. Students fulfilling university entrance requirements will be granted admission to the University.

## **EDUCATIONAL PROGRAMS**

Ferris offers more than 190 educational programs through the Kendall College of Art and Design, Michigan College of Optometry and the College of Arts, Sciences and Education, Business, Engineering Technology, Health Professions, Pharmacy and the offices of Extended and International Operations as well as Retention and Student Success. These programs lead to doctorate, master, bachelor, associate degrees and certificates. Master's degrees are offered in areas such as: Business Administration, Career and Technical Education, Criminal Justice, Curriculum and Instruction, Educational Leadership, Fine Arts, Information Security and Intelligence, Nursing, Public Health and Social Work. Doctoral degrees offered at Ferris are in Community College Leadership, Nursing Practice, Optometry and Pharmacy.

Each college offers a cluster of related programs that are targeted to prepare students for specific careers, responsible citizenship and lifelong learning.

## **FINANCIAL AID**

More than 83% of the students presently enrolled in a degree-granting program at Ferris State University receive some type of financial aid through federal, state, institutional, private and other sources including scholarships, grants, loans and student employment. Ferris State University awards more than \$126 million in student aid annually.

Financial aid is primarily based on financial need and is intended to assist students whose families lack the total resources needed to pay for college. Information on financial aid programs available at Ferris may be obtained by contacting the Office of Scholarships and Financial Aid at (231) 598-8210 or via the internet at <http://www.ferris.edu/> and clicking on the Admissions & Aid link. See Financial Aid details on pages 169-170.

## GENERAL INFORMATION

### **FERRIS STATE UNIVERSITY ACCREDITATION**

**FSU and Kendall College of Art and Design are accredited by The Higher Learning Commission**

**Kendall College of Art and Design is an accredited institutional member of The National Association of Schools of Art and Design**

#### Accrediting Agencies

Commission on Collegiate Nursing Education (CCNE)  
Accreditation Board for Engineering & Technology – Computing Accreditation Commission (ABET – CAC)  
Accreditation Council for Business Schools and Programs (ACBSP)  
Accreditation Council for Collegiate Graphic Communications, Inc. (ACCGC)  
Accreditation Council for Pharmacy Education (ACPE)  
Accreditation Council on Optometric Education (ACOE)  
Accreditation Council on Optometric Education (ACOE)  
  
Accreditation Council on Optometric Education (ACOE)  
  
Accreditation Council on Optometric Education (ACOE)  
Accreditation Council on Optometric Education (ACOE)  
  
Accreditation Council on Optometric Education (ACOE)  
  
Accreditation Council on Optometric Education (ACOE)  
  
Accreditation Council on Optometric Education (ACOE)  
  
American Council for Construction Education (ACCE)  
American Pharmacists Association (APhA)/American Society of Health Systems Pharmacists (ASHP)  
Associated Equipment Distributors Foundation (AEDF)  
National Institute for Automotive Commission of ABET (ASE Foundation)  
Commission on Accreditation for Health Informatics and Information Management Education (CAHIIM)  
Commission on Accreditation for Health Informatics and Information Management Education (CAHIIM)  
Commission on Dental Accreditation (CODA)  
Commission on Accreditation of Allied Health Education Program (CAAHEP)  
Commission on Accreditation for Respiratory Care (CoARC)  
Council for the Accreditation of Educator Preparation (CAEP)  
Council for Interior Design Accreditation (CIDA)  
Council on Social Work Education (CSWE)  
Engineering Technology Accreditation Commission of ABET (ETAC-ABET)  
Engineering Technology Accreditation Commission of ABET (ETAC-ABET)  
Engineering Technology Accreditation Commission of ABET (ETAC-ABET)  
Engineering Technology Accreditation Commission of ABET (ETAC-ABET)  
Engineering Accreditation Commission of ABET (EAC-ABET)  
Engineering Technology Accreditation Commission of ABET (ETAC-ABET)  
Applied and Natural Science Accreditation Commission of ABET  
Joint Review Committee on Education in Radiologic Technology (JRCERT)  
Joint Review Committee on Educational Programs in Nuclear Medicine Technology (JRCNMT)  
MI Commission of Law Enforcement Standards (MCOLES)  
National Accrediting Agency for Clinical Lab. Sciences (NAACLS)  
National Architectural Accrediting Board  
Professional Golfers' Association of America (PGA)  
Public Relations Society of America (PRSA)  
United States Tennis Association (USTA)

#### Academic Program

Nursing - BSN and MSN Program  
  
Information Security and Intelligence BS  
  
Ferris State University College of Business  
Graphic Communications and Graphic Media Management  
Pharmacy  
Residency in Ocular Disease at Special Eye Institute  
Residency in Ocular Disease, Battle Creek VA Med. Ctr.  
Residency in Primary Eye Care & Ocular Disease, VA  
Northern Indiana Health Care Systems, Ft. Wayne  
Residency in Ocular Disease, Wyoming Health Care Center VA  
Residency in Primary Care, Henry Ford OptimEyes, West Bloomfield  
Residency in Ocular Disease and Primary Care, John D. Dingell VA Medical Center, Detroit  
Residency in Cornea and Contact Lenses, Michigan College of Optometry at Ferris State University  
Residency in Pediatric and Binocular Vision, Michigan College of Optometry at Ferris State University  
Residency in Community Health & Primary Care, Cherry Health, Heart of the City Health Center  
Construction Management, BS  
SpartanNash, Ferris State University and Community Pharmacy Practice Residency  
Meijer/Pfizer, Ferris State University and Community Pharmacy Practice Residency  
Heavy Equipment Service Engineering Technology, BS  
Heavy Equipment, AAS  
  
Health Information Management  
  
Health Information Technology  
  
Dental Hygiene  
Diagnostic Medical Sonography  
Respiratory Care  
School of Education  
Interior Design, Kendall College of Art and Design  
Social Work Program  
Automotive Engineering Technology  
Electrical/Electronic Engineering Technology, BS  
Industrial Electronics Technology, AAS  
Mechanical Engineering Technology (AAS and BS programs)  
Surveying Engineering, BS  
Welding Engineering Technology, BS  
Facility Management, BS  
Radiography  
  
Nuclear Medicine  
  
Criminal Justice-Law Enforcement Track  
Medical Laboratory Science  
Master of Architecture, Kendall College of Art and Design  
PGA Golf Management  
Public Relations Program  
Professional Tennis Management

Source: Academic Affairs

**STUDENT COSTS**

The average annual cost for a Michigan resident to attend Ferris (based upon 2022-23 rates) including tuition for 15 credits per term, room and board, fees and estimated academic and personal expenses is \$27,458 for Freshmen/Sophomores and \$28,598 for Juniors/Seniors.

<b>2022-23 Costs</b>	<b>Semester</b>	<b>Year</b>
Undergraduate US, US Territories & Canada		
Freshmen/Sophomore Tuition (15 credits)	\$7,005	\$14,010
Junior/Senior Tuition (15 credits)	\$7,575	\$15,150
Room & Board (Bronze or Silver)	\$5,134	\$10,268
<b>Sub-Total Freshmen/Sophomore</b>	<b>\$12,139</b>	<b>\$24,278</b>
<b>Sub-Total Junior/Senior</b>	<b>\$12,709</b>	<b>\$25,418</b>
Books & Supplies (estimate)	\$418	\$836
Personal Expenses (estimate)	\$1,172	\$2,344
Refundable Fees *	\$90	\$180
<b>Total Expenses (estimate) Freshmen/Sophomore</b>	<b>\$13,729</b>	<b>\$27,458</b>
<b>Total Expenses (estimate) Junior/Senior</b>	<b>\$14,299</b>	<b>\$28,598</b>

**Tuition Summary****Full-Time Student** (15 credits)

## Undergraduate (International)

Freshmen/Sophomore	\$11,475	\$22,950
Junior/Senior	\$12,225	\$24,450

**Undergraduate Student**

US, US Territories & Canada \*\*  
International

**Freshmen/Sophomore**

\$467/credit  
\$765/credit

**Junior/Senior**

\$505/credit  
\$815/credit

**Graduate Student**

US, US Territories & Canada\*\*  
International

\$711/credit  
\$1,072/credit

**Doctoral Student**

\$805/credit

**Professional Student**

US, US Territories & Canada\*\*  
New Student

**Pharmacy**

\$935/credit

**Optometry**

\$906/credit

**Non-Resident**

New Student

\$935/credit

\$906/credit

\*Students have the first five days of the semester to request a refund. The Student Financial Services center will not refund any cash back to a student until after the drop and add period which is after the 4th day of the semester. If a student owes money, Student Financial Services will reduce what they owe. If a student is getting a financial aid refund, it will be included in the refund. If a student does not owe anything, said student will need to come back to the Timme Center to get the cash refund of those funds after the fifth day of the semester.

\*\*As of Fall 2018, U.S. residents and Canadians have the same undergraduate tuition rate.

Source: Budgetary Planning and Analysis Office

## GENERAL INFORMATION

### **STUDENT COSTS continued**

<b>Suites and Apartments</b>	<b>Semester</b>	<b>Year</b>
East Campus Suites w/Central Air (2 bedroom/person)	\$4,209	\$8,418
East Campus Suites w/Central Air (4 bedroom/person)	\$3,134	\$6,267
West Campus Apts. Single Per Room w/o Central Air (single student)	\$2,991	\$5,982
West Campus Apts. Single Per Room w/Central Air (single student)	\$3,134	\$6,268
West Campus Apts. Single Per Room w/Central Air 4-bedroom unit (single student)	\$3,447	\$6,894
West Campus Apts. Family 2 Bedroom	\$4,762	\$9,523
West Campus Apts. Family 3 Bedroom	\$5,204	\$10,408

Source: Budgetary Planning and Analysis Office and Housing & Residence Life

**KENDALL COLLEGE OF ART AND DESIGN OF FERRIS STATE UNIVERSITY****2022/2023 Tuition & Fees****Tuition per Credit Hour**

Resident Undergraduate Gen Ed - US, US Territories & Canada Freshmen/Sophomore	\$467
Resident Undergraduate Gen Ed - US, US Territories & Canada Junior/Senior	\$505
Resident Undergraduate Studio - US, US Territories & Canada	\$1,081
International General Education Freshmen/Sophomore	\$765
International General Education Junior/Senior	\$815
International Studio	\$1,731
Graduate - MFA/MAE/M.Arch/MADE/MAVCS	\$1,211
Graduate – Advanced Studies Certificate in Design & Innovative Management	\$711
Dual Enrollment General Ed (\$822 per 3 credit class)	\$298
Dual Enrollment Studio (\$870 per 3 credit class)	\$315

**Tuition Summary 2022-23 (15 credits/semester)**

	<b>Semester</b>	<b>Year</b>
Resident UG General Ed		
Freshmen/Sophomore	\$7,005	\$14,010
Junior/Senior	\$7,575	\$15,150
Resident UG Studio - US, US Territories & Canada	\$16,215	\$32,430
International General Education		
Freshmen/Sophomore	\$11,475	\$22,950
Junior/Senior	\$12,225	\$24,450
International UG Studio	\$25,965	\$51,930
MFA/MAE Graduate/M.Arch/MADE/MAVCS	\$18,165	\$36,330
Resident MBA Graduate, Design & Innovation Mgmt.	\$10,665	\$21,330

**Related Fees**

Deferred Payment Plan	\$30	Parking Card Deposit	\$20
Digital Resource Course Fee	\$108	Print Management Course Fee	\$108
Enrollment Deposit/Matriculation Fee	\$150	3D Studio Course Fee	\$74
Fashion Studies Studio Course Fee	\$175	Student Life Fee	\$20
Locker Rental	\$45	Studio Card	\$10
Metals/Jewelry Course Fee	\$76	Studio Deposit	\$103
Model/Life Drawing Course Fee	\$67	Studio Space Rental grad (per semester)	\$0
Orientation Fee	\$55	Technology Fee	\$200
Photography Course Fee	\$43	Transcript Fee	\$5
Printmaking Course Fee	\$130	WAVE Bus Pass	\$3

*Late Payment Penalty – 2% Of Unpaid Balance*

Source: Kendall College of Art and Design

## GENERAL INFORMATION

### **ATHLETICS**

The Ferris State University Bulldogs are members of the National Collegiate Athletic Association (NCAA). Varsity teams compete in the Central Collegiate Hockey Association (NCAA Division I) in ice hockey and the Great Lakes Intercollegiate Athletic Conference (NCAA Division II) in all other sports. Ferris student athletes participate in 17 varsity sports. Individual men and women teams are: golf, tennis, basketball, indoor and outdoor track and cross country. Women may additionally participate in varsity: softball, soccer and volleyball. Men may participate in varsity: hockey and football.

### **CENTER FOR LATIN@ STUDIES (CLS)**

The Center for Latin@ Studies helps students get to and through college by building on and celebrating their cultural identity. The Center for Latin@ Studies provides support for DACA and undocumented students and near peer support through Latinx College Completion Program targeting 2<sup>nd</sup> year and above undergraduate students. CLS is the home of the Promesa Pathways, which are composed of Promesa Avancemos, a middle school college and STEM career exploration program; Promesa Summer Success, an early summer college bridge program for rising high school juniors and seniors; Promesa Scholars, an academic leadership program focused on Latin@ student success using a culturally responsive pedagogy and Amigos de Promesa Scholars, an internship readiness program partnered with CAPS and the West Michigan Hispanic Chamber of Commerce.

### **DIVERSITY, INCLUSION AND STRATEGIC INITIATIVES OFFICE**

The Diversity, Inclusion, and Strategic Initiatives Office (DISIO) works with the entire Ferris State University community to support the core values, mission and vision of the University. DISIO also work to ensure that diversity and inclusion, in their many forms, are understood, respected and valued. The office guides efforts to conceptualize, assess and cultivate diversity and inclusion as institutional and educational resources.

More specifically, DISIO will:

- Be a strong advocate for diversity, equity and inclusion (DEI);
- Introduce DEI into the systems, structures and culture of the University;
- Provide expertise and leadership on DEI-related matters, for example, faculty recruitment and retention issues and the educational impact of diversity;
- Lead University-wide DEI planning and implementation efforts, resulting in a collaborative vision;
- Help develop policies to make the campus more welcoming and inclusive;
- Identify strategies to enhance the compositional diversity profile of students, faculty and staff;
- Provide resources and direction for infusing DEI into the curriculum;
- Offer an annual assessment of the University's progress toward implementing the DEI Plan;

## **CAREER AND PROFESSIONAL SUCCESS (CAPS)**

Core to the University's mission, vision and values is preparing students for a successful career through offering a variety of opportunities. The CAPS office offers professional and leadership development workshops, career exploration, volunteer service opportunities, high-impact learning experiences, individual coaching and employer networking to assist students in becoming career-ready. CAPS coordinates a large, all major career and internship fair each semester and offers on-campus interviewing opportunities. A career networking platform called Handshake is offered for all students and alumni and is available in MyFSU. CAPS services are available for all students, for life, for free. For more information, contact the University Center room 120 – 231.591.2685 – [FerrisCAPS@ferris.edu](mailto:FerrisCAPS@ferris.edu).

## **CENTER FOR STUDENT INVOLVEMENT (CSI)**

This Center helps students in creating a sense of belonging by engaging them in events and student organizations to provide a dynamic social experience and connection to the University. CSI offers students opportunities to be involved in planning events, joining and leading registered student organizations, annual traditions and attending a variety of conferences and workshops. CSI utilizes Bulldog Connect and is available in MyFSU as the event and student organization hub. For more information, contact the University Center room 121 - 231.591.2606 - [CSI@ferris.edu](mailto:CSI@ferris.edu).

### **The Center for Student Involvement offers three distinct resource areas:**

Events - Provides a place to go when looking for things to do on campus. Multiple events and activities take place every day and the CSI staff will help you find something you enjoy doing. Event planning assistance is available to all students. The center also advises Entertainment Unlimited, our campus programming board. Homecoming, Bulldog Beginnings, Fridays at Ferris and Bulldog Weekends are among the traditional programs coordinated through CSI.

Student Organizations - Helps to keep students involved and connected to the University. There are more than 200 Registered Student Organizations (RSOs), including club sports, Greek-letter organizations, spiritual groups, honor societies, student government, professional associations and more. Students can find a suitable or fitting organization themselves or they can learn how to start a new organization. Students can find out more about RSOs on Bulldog Connect, the student organization management platform.

Fraternity & Sorority Life - Embracing the long-held history and values of fraternities and sororities, this office works to empower Greek-letter organization members to continue the legacy to advance their missions. The office offers recruitment information, support with activities and plans Greek Week and Hazing Prevention Week. At the core, fraternal membership offers an opportunity for leadership, scholarships, service and building community.

## **ENTERTAINMENT UNLIMITED (EU)**

Entertainment Unlimited, the campus programming board, is made up of motivated students that have a general interest in entertainment and enjoy planning and implementing campus events. Events include guest speakers, comedy shows, films, novelties and live music performances along with the annual Music Takes Action benefit concert. EU is open to all students with some general membership requirements.

## GENERAL INFORMATION

### **CENTER FOR CERTIFICATION TRAINING & TESTING (CCTT)**

The Center for Certification Training and Testing was founded in the early 1990s to administer the EPA-mandated Section 608 certification and testing program to Heating, Ventilation, Air Conditioning and Refrigeration (HVACR) technicians throughout the country. A technician's certification card with the Ferris State University logo, which they display each time they purchase refrigerant, is recognized and valued throughout the industry. The CCTT, through its state-of-the-art database, has the ability to administer testing programs for a wide variety of businesses. The CCTT offers:

- EPA Section 608 & 609 Certification Program
- R410-A Certification Program
- HVAC Excellence Employment Ready Certification Program
- Green Awareness Certification Program (covers HVAC, Plumbing & Electrical)
- Geothermal Energy for the Home Certification Program
- Electrical Generating Systems Association (EGSA) Certification Program
- Hydrocarbon Refrigerants Certification Program

For further information about CCTT, please email [cfc@ferris.edu](mailto:cfc@ferris.edu), call toll free (866) 880-7674 or visit us on the web <https://www.ferris.edu/CET/cctt/index.htm>.

### **EDUCATIONAL COUNSELING AND DISABILITIES SERVICES OFFICE (ECDS)**

ECDS provides collaborative services empowering students to become independent, active learners who thrive and achieve their academic goals.

The office is staffed with licensed, professional counselors and social workers. Check <http://www.ferris.edu/ecds/> for the wide range of services offered.

#### **Educational Counseling**

ECDS's Educational Counseling can assist with academic matters including stress and time management, test anxiety, study habits and more.

#### **Career Counseling**

Career Counseling can assist students to:

- Clarify academic and career interests
- Identify connections between a student's major and career options
- Identify resources to research employers
- Identify skills and strengths
- Determine a course of action to meet career objectives

#### **Disabilities Services**

Disabilities Services serves and advocates for students with disabilities while promoting equal access to educational opportunities and programs.

## **EXTENDED AND INTERNATIONAL OPERATIONS (EIO)**

Extended and International Operations (EIO) expands the reach and impact of Ferris State University beyond Big Rapids and beyond the traditional classroom. Through the development of strategic partnerships, the cultivation of innovators in higher education, corporate training, and support for instructional design, EIO is moving students, organizations, and communities forward.

### **Ferris Statewide**

EIO has built a network of 22 locations across Michigan that allows students to earn their degrees locally. Statewide programs are agile, dynamic, and highly responsive to the local industry, accelerating students' transition into in-demand fields with the training and expertise employers need right now.

### **Ferris Online**

Ferris Online makes the promise of a Ferris education available to anyone, anytime, anywhere. Offering more than 50 undergraduate and graduate programs in cutting-edge, web-native learning environments, Ferris Online is pushing higher education into the future.

### **eLearning**

The eLearning team of instructional design consultants, technologists, and trainers supports faculty in enhancing student success through technology and high-quality course design. The team provides leadership through strategic planning, expertise, instructional design, best practices, and dedicated support to faculty and students.

### **Office of Graduate Studies**

As part of EIO, the Office of Graduate Studies is committed to supporting graduate students and programs across the University, drawing on expertise in serving adult learners and those who study at a distance. This support includes planning and central office support, coordinating growth in current programs, developing new degree options, market research and environmental scanning, marketing and recruitment, and supporting the online learning environment.

### **Office of Transfer and Secondary School Partnerships**

The Office of Transfer and Secondary School Partnerships (OTSSP) is the collaboration hub for high schools, career and technical education centers, early/middle college programs. Strategic efforts include promoting access to higher education and degree attainment through course equivalency reviews, reverse transfer, collaboration in coordinating academic transfer processes, assessment of prior learning, MiTransfer Pathway work. Opportunities for high school students to earn college credit through the FerrisNow program include dual enrollment, concurrent enrollment, early/middle college efforts, and secondary school articulation agreements. Managed by OTSSP, Ferris' Ready for Life Academy program (RFLA@FSU) serves students aged 18 to 26 with cognitive disabilities, allowing them to experience college while learning job, life, and career skills.

### **Community College Leadership Doctoral Program (DCCL)**

The Ferris State University Doctorate in Community College Leadership (DCCL) empowers graduates to advance community colleges toward excellence and community responsiveness through exemplary leadership.

### **Corporate and Professional Development (CPD)**

CPD connects corporations, government agencies, non-profits, and other organizations with the customized training they need to advance their industry or service areas. CPD unites faculty from multiple colleges to create a customized training solution using Ferris facilities, trainee workplaces, or other creative locations, moving today's workforce forward fast. CPD also manages Ferris summer camps' logistics, serving 2,000 kids annually – exposing them to the camp content and a future at Ferris.

More information about EIO can be found online at <http://www.ferris.edu/extendedinternational>.

### **FERRIS LIBRARY FOR INFORMATION, TECHNOLOGY AND EDUCATION (FLITE)**

FLITE opened on March 12, 2001, as a premier research facility integrating modern technology with traditional information resources. Designed for flexibility and versatility, FLITE continues to adapt to the advancing digital age. The library provides public computers, including computers loaded with design and engineering software; wireless connectivity; seating for over 1,000 visitors and individual and group study rooms. FLITE maintains an extended-hours study area during midterm and final exam periods and a family study room for visitors accompanied with children. Students using FLITE have access to laptop computers and scanners. An assistive-technologies laboratory facilitates the learning and research of students requiring special accommodations. Seating and study places that promote both collaborative and individual learning make FLITE a popular study location on campus.

FLITE serves as a gateway to a variety of information resources available both on-site and off-campus in print and digital formats. FLITE houses a collection of more than 180,000 print volumes and provides access to 170+ online databases, reference resources, more than 300,000 electronic journals/newspapers/magazines, 14,000+ streaming videos and over 200,000 eBooks. FLITE's SmartSearch service allows users to search for information from most of these collections through a single, Google-like search box. FLITE is also a Federal Depository Library for U.S. government documents and a Patent and Trademark Depository Library. The Library's online catalogs and digital resources are available through the FLITE website at <http://www.ferris.edu/library/>. Interlibrary loan and document delivery services are offered to all faculty, staff and students, including distance-education students, allowing users access to innumerable resources. Faculty, staff and students can receive help using any library resource by phone, email, real-time chat or SMS text. Individual research assistance is available upon request from subject-specialist librarians.

FLITE takes full advantage of advanced technologies to expand opportunities for teaching and learning. The library contains four instructional studios equipped with 20-30 computer stations, an instructor's workstation, sound and projection equipment, TV/VCR and DVD player. All instructional studios are "smart classrooms" and include a docucam. Additional equipment such as laptop computers and wireless microphones are available upon request. The instructional studios allow librarians and other faculty to teach information-seeking and critical-thinking skills necessary to evaluate information resources. The information literacy program starts with the basics in the form of an adventurous, active-learning activity in the Ferris State University Seminar (FSUS) courses. The online tutorial PILOT (developed at FLITE) provides instruction in library use and research to classes upon request of instructors. Additionally, FLITE has seven seminar rooms of various sizes to accommodate library instruction classes, meetings and professional development activities and a Music & Media Room is available for creation of audio/visual media and to use FLITE's vinyl record collection.

**FERRIS LIBRARY FOR INFORMATION, TECHNOLOGY AND EDUCATION (FLITE continued)**

FLITE is also home to the Faculty Center for Teaching and Learning, the Jim Crow Museum of Racist Memorabilia, the Office of Multicultural Student Services, the Office of Research and Sponsored Programs and the Academic Literacies Center comprised of the University Writing Center and the Academic Support Center.

**2021-2022 Statistics****Services - July 2021 to June 2022**

Hours open	75/week
Gate count	32,410
Circulation of library materials (including print reserves)	2,087
Full text journal downloads	44,928
Instruction sessions (including FSUS sessions)	174
Information Service to Individuals	1,272
Items borrowed from other libraries	1,836
Items loaned to other libraries	7,785

**Access/Holdings - July 2022**

Total print volumes (books and bound journals)	205,514
Periodical titles (print, electronic, microform)	272,527
E-books (purchased and on-demand)	636,261
Catalogued streaming videos (purchased and on-demand)	52,811
Public computers	60
Computers in instruction studios	120
Study rooms available for reservation	49
Laptop computers available for checkout – (19 PC's, 6 MacBook's)	25

Source: FLITE

## GENERAL INFORMATION

### **GIFTS TO THE UNIVERSITY**

Private giving to the University in fiscal year 2022 totaled \$13,114,712, which includes cash contributions of \$6,402,777, in-kind gifts of \$727,172, new pledges of \$429,763 and new expectancies of \$5,555,000.

#### **Contributions may be made in many ways:**

- Gifts from alumni, parents, employees and friends
- Gifts from businesses and industry, including cash, equipment and materials
- Gifts and grants from foundations
- Matching gifts (companies or corporate foundations match their employees' gifts to Ferris from one-to-one to a four-to-one ratio)
- Gifts in memory or honor of individuals
- Gifts through naming Ferris State University as a beneficiary in estate plans

#### **Societies of Distinction recognize extraordinary generosity:**

- **Abigail Smith Timme Society:** All planned gifts

#### **Athletic booster clubs help student-athletes:**

- **Bulldog Athletic Association:** The fundraising arm of Ferris State Athletics, gifts support our student-athletes in 17 intercollegiate programs
- **Blueline Club:** Gifts are designated to support the varsity hockey program. Hobey Baker \$1,000+, All American \$500-\$999, Captain \$100-\$499, Basic \$50-\$99
- **Gridiron Club:** Gifts are designated to support the football program. National Championship \$5,000, All American \$2,500, Locker Room \$1,100, Coaches \$500, All GLIAC \$250, Bulldog \$150, Letterman \$75
- **Rebounders Club:** Gifts are designated to support the men's basketball program. Elite Committee \$2,000+, All-American \$500-\$1,999, All-Conference \$250-\$499, Captain \$150-\$249, Basic \$100-\$149
- **Sixth Dawg Club:** Gifts are designated to support the women's basketball program. Hall of Fame \$1000+, MVP \$400-\$999, Captain \$200-\$399, Bulldog \$100-\$199
- **Duffer's Club men's and women's golf:** Gold Partner \$500+, Silver Partner \$250-\$499, Bronze Partner \$100-\$249

For further information, go to <http://www.ferrisstatebulldogs.com> or email [baa@ferris.edu](mailto:baa@ferris.edu).

**HOUSING & RESIDENCE LIFE**

Living on campus has proven to foster student engagement and improve overall student success. Ferris State University on-campus housing provides an environment that is clean, comfortable, safe and conducive to supporting the academic mission of the University. More specifically, living on-campus enhances and completes the learning that occurs at the University.

Student growth is enhanced through exposure to other points of view, experiencing diverse populations and learning to live interdependently in a community of peers. Living with others can help residents develop coping skills and experiment with responsible decision-making in a safe environment.

A variety of housing options give students the opportunity to create the environment in which they feel most comfortable. Amenities include wired and wireless internet connections in each residence, a choice of double or single rooms and themed housing options. Washers and dryers are located in each building and are included in pricing.

Living on-campus is an educational endeavor. Our staff provides social and educational programming aimed at building cohesive communities on each floor. While our student staff is in place to assist in maintaining community standards, residents are reminded that maintaining community standards is a shared responsibility.

The apartment community at the University consists of the West Campus Apartments. The West Campus complex has 150 two-bedroom, 50 three-bedroom and 15 four-bedroom unfurnished townhouses that include a laundry facility in each apartment. They are designed to provide a neighborhood-like atmosphere for families and single students alike.

The East Campus Suites are neither residence halls nor apartments; rather, this style of on-campus housing combines the best of both worlds. Each of the three 3-story buildings is home to 100 students. Exterior doors are locked 24/7 utilizing the same card swipe access and blue light/call box phone security system as our residence halls. Each building houses 24 four-bedroom suites and 2 two-bedroom suites. Every student has their own furnished bedroom and shares a full bathroom with one other student. A furnished living room and full kitchen complement the feeling of home each suite provides. With amenities such as air conditioning, garbage disposal, wireless connectivity and more, the suites are sure to be a campus favorite for generations to come.

Accessible residence halls, townhouses and suites are available for students with special needs.

Learn more of what the Office of Housing & Residence Life has to offer online at <http://www.ferris.edu/housing>.

## GENERAL INFORMATION

### **INFORMATION TECHNOLOGY (IT SERVICES)**

Information Technology Services (ITS) is responsible for planning, management and direction of technology initiatives in support of both academic and administrative operations at Ferris.

ITS department works collaboratively with members of the campus community in providing the technology services that directly align with the University's mission to prepare students for successful careers, responsible citizenship and lifelong learning. ITS provides a diverse set of technology services including development, monitoring and maintenance of the campus data network, telephone system, computer systems and servers, computer labs, smart classrooms and desktop and end-user computing.

ITS department is comprised of 4 major units that provide a variety of services to the students, faculty, staff and Ferris affiliates. The IT Solution Center (previously known as TAC), Enterprise Application, Architecture Services, Network Services and Information Security. The IT Central office is comprised of the budget office, administrative support and CIO in support of the ITS goals and mission.

The IT Solution Center is the first point of contact for all technology related assistance and support to students, faculty, staff and University affiliates. Customers can contact the IT Solution Center via phone, chat or the self-service portal hosted on the Ferris IT site ([www.ferris.edu/it](http://www.ferris.edu/it)) along with information regarding University hardware, software and services provided.

IT Solution Center installs and manages the desktops and software packages across the University located in classrooms, computer labs, meeting areas and faculty/staff offices. IT Solution Center supports smart classrooms across the campus that have specialized audio/visual equipment to aid instruction, issues cell phones to faculty and staff upon departmental approval and supports cable television across Ferris.

The service desk is the IT walk-up area located on the first level of the David L. Eisler Center (UCB-108). IT Solution Center repairs personally owned computers at a nominal charge for students and employees. ITSC also participates in fall and spring classes start up through the iConnect program to support students to start their classes.

Architecture Services maintains and supports the enterprise servers for the University. Architecture Services architects and configures approximately 200 servers ensuring timely and reliable access to enterprise computing resources. They maintain and manage the University data centers that host most of the enterprise applications, telecommunications and network servers. Architecture Services also supports many hosted/cloud solutions used across the University and internally hosts the department applications.

Enterprise Applications maintains and supports the enterprise servers for the University. The primary enterprise applications include Banner, the University's records system; MyFSU, the campus portal system; Argos, the University's enterprise reporting tool and FERRISGO, the University's mobile app. EAIS offers services focused on process automation to increase efficiencies in existing applications and ensure successful outcomes.

The Network Services team develops, installs and supports the high-speed communications infrastructure for the University's computers and multi-media devices across the Ferris Statewide network. They evaluate and invest in the appropriate hardware and software to provide wired and wireless network in assisting the campus community. Network Services administers and configures the Microsoft Telephony system as well as the campus firewalls.

Information Security Team works with members of IT, leaders and users throughout the Ferris community to ensure IT system security aligns with the goals of the University. The Information Security team is instrumental in the development, delivery and maintenance of information security systems to safeguard the University's data, information assets and the supporting infrastructure against unauthorized use, disclosure, modification, damage or loss utilizing Mobile Device Management and encryption. Our information security services include the implementation of IT security methods and remediation, monitoring of IT security related events, threat and vulnerability management and security incident response services. Information Security promotes a safe and secure operational environment through assessment and hardening of systems. The team coordinates and communicates security related information to the University community and educates end users through various training opportunities. Ongoing assessments identify confidential, proprietary and sensitive information resources to determine appropriate use and access and to employ measures to protect the resources from unauthorized access and/or disclosure.

The IT Central Office or the office of the CIO coordinates administrative operations for the IT department. The office facilitates IT procurement for the University which includes hardware and software applications. The office also provides oversight for IT student employment.

### **INTRAMURAL AND RECREATIONAL SPORTS**

Annually, more than 3,000 students participate in organized recreational sports activities, including extensive intramural and club sport programs. Other students participate in informal recreation activities. Ferris provides ample facilities for athletics and recreation, including a newly remodeled Student Recreation Center with pool, weight room, basketball and volleyball courts and an indoor track. You can also find a golf course, a sports complex including full and half-size ice rinks, additional basketball and volleyball courts, racquetball courts and indoor and outdoor tennis courts on campus.

## GENERAL INFORMATION

### **KENDALL COLLEGE OF ART AND DESIGN OF FERRIS STATE UNIVERSITY**

#### **HISTORY OF KENDALL COLLEGE OF ART AND DESIGN (KCAD)**

The roots of KCAD lead back to 1928 and Helen M. Kendall, the second wife of nationally known Grand Rapids furniture designer David Wolcott Kendall. In her will, Mrs. Kendall established the David Wolcott Kendall Memorial School to continue her husband's legacy of creativity, education and innovation. The school opened its doors on March 1, 1931, with a total enrollment of 35 art students at 145 Fountain Street, in an area known as Heritage Hill. The school outgrew this location and in 1961 established a new campus at 1110 College Avenue NE. In 1984 as enrollment continued to grow, the school expanded its program offerings and sought a larger campus location in the heart of downtown Grand Rapids at what is now 17 Fountain Street

In 1996, KCAD and Ferris State University embarked upon a four-year process of affiliation that culminated in a complete merger in the 2000-2001 academic year. The merger was attractive to both schools, offering a partnership of art, design and technology that would optimize both schools' strengths, enhance educational offerings to students and further expand Ferris' presence in Grand Rapids.

In the early 2000's, KCAD began the process of acquiring and renovating the Historic Federal Building at the corner of Pearl Street and Division Avenue in downtown Grand Rapids, but it wasn't until the fall of 2012 that the building's LEED-certified remodeling was revealed to the public. All the building's historical aesthetics were preserved, while the interior was outfitted to meet the demands of 21st century.

#### **MISSION**

As a college within Ferris State University, Kendall College of Art and Design prepares students for leadership in design, the visual arts and art history; provides innovative, collaborative education that fosters intellectual growth and individual creativity and promotes the ethical and civic responsibilities of artists and designers, locally and globally.

#### **VISION**

As an innovator in art and design education, KCAD will cultivate a student-centered learning community that fuels the economy and transforms culture with creative leaders and critical thinkers applying global perspectives.

**KENDALL COLLEGE OF ART AND DESIGN OF FERRIS STATE UNIVERSITY (continued)**

**VALUES**

**Student-Centered Learning**

KCAD will focus on supporting the whole student through life-long learning, removing barriers to education and increasing professional preparedness.

**Diversity and Inclusion**

KCAD values a diversity of people and beliefs, promoting an inclusive, welcoming, supportive and open campus for all. Learn more about Diversity, Equity and Inclusion at KCAD.

**Academic Excellence**

Through the combination of intensive classroom learning, faculty and staff development, real-world experience and internal resources, KCAD strives to educate students who solve problems, think critically and achieve their aspirations.

**Collaboration**

KCAD fosters strong connections both within the institution and in the external community to create a depth and breadth of opportunities for students.

**Ethical and Sustainable Community**

KCAD understands the critical need for financial, social and environmental sustainability. We also uphold the values of integrity, civility and respect for the KCAD community.

**Accreditations**

As part of Ferris State University, Kendall College of Art and Design is accredited by:

The Higher Learning Commission  
230 South LaSalle Street, Suite 7-500  
Chicago, IL 60604-1413  
(800) 621-7440

Kendall College of Art and Design of Ferris State University is an accredited institutional member of:

The National Association of Schools of Art and Design  
11250 Roger Bacon Drive, Suite 21  
Reston, VA 22090  
(703) 437-0700

## GENERAL INFORMATION

### **KENDALL COLLEGE OF ART AND DESIGN OF FERRIS STATE UNIVERSITY (continued)**

The Kendall College of Art and Design of Ferris State University Interior Design program is accredited by:

The Council for Interior Design Accreditation  
206 Grandville SW  
Grand Rapids, MI 49503-2822  
(616) 458-0400

The Kendall College of Art and Design of Ferris State University Master of Architecture Program is accredited by:

The National Architectural Accrediting Board  
1101 Connecticut Avenue NW, Suite 410  
Washington, DC 20036  
(202) 783-2007

### **Programs**

Kendall College of Art and Design of Ferris State University is authorized under the laws of the State of Michigan to grant:

#### **Associate of Arts in:**

Art History

#### **Associate of Fine Arts in:**

Design Studies

#### **Bachelor of Arts in:**

Art History

#### **Bachelor of Fine Arts in:**

Art Education with K12 Art Education Certification  
Collaborative Design  
Digital Art and Design  
Drawing  
Fashion Studies  
Furniture Design (*through 2024*)  
Graphic Design  
Illustration  
Industrial Design (*through 2024*)  
Interior Design  
Life Sciences Pre-Medical Illustration  
Metals and Jewelry Design (*through 2024*)  
Painting  
Photography  
Sculpture and Functional Art

#### **Master of Architecture**

#### **Master of Arts in Design**

#### **Master of Fine Arts in Painting**

## OFFICE OF MULTICULTURAL STUDENT SERVICES

The Office of Multicultural Student Services (OMSS) promotes the intellectual understanding and appreciation of diversity, inclusion and social justice by creating opportunities for learning and leadership development for the campus community. In addition, the office provides meaningful support to assist in the transition, retention and graduation of underrepresented student populations.

As students matriculate through Ferris, the OMSS staff is committed to supporting students through five pillars of service:

**Advocacy** - OMSS makes every attempt to ensure that our students' college experiences are fair and as rewarding as possible by providing meaningful support.

**Leadership Development** - Through the Black Male Empowerment Network, OMSS provides development opportunities for women of color and black men to learn and develop important transferable skills that will assist them in becoming leaders on campus and in their future careers.

**Mentorship** - OMSS staff provides one-on-one guidance to students and organizations to encourage growth and development and to help them make healthy choices socially and academically.

**Cultural Awareness** - OMSS sponsors a variety of programs, guest speakers and discussions to engage the campus community and facilitate student learning as it relates to multiculturalism and inclusion.

**College Access** - OMSS spreads awareness and creates a college-going culture to prospective middle and high school students through the federal and state funded MI GEAR UP/KCP College Day Program.

OMSS coordinates many cultural awareness events throughout the year, listed are just a few: Black Student Welcome, Conversations on Race, Open House, Hispanic Heritage Month Celebration, Native American Heritage Month Celebration, Dr. Martin Luther King Jr. Celebration, Black History Month Celebrations, Women's History Month Celebration, Asian American/Pacific Islander History Month Celebration, Pignic and OMSS Multicultural Graduate Recognition Program.

## RETENTION AND STUDENT SUCCESS

Retention and Student Success (RSS) supports the academic experience providing academic programming through the Associate Degree in Community Leadership, the Associate Degree in General Studies, as well as services and resources to aid teaching, learning and timely progress to degree completion. RSS also actively contributes to the institutional culture and programmatic efforts aiding students' transition to the University community.

### **STUDENT AFFAIRS**

The Division of Student Affairs is committed to creating a campus environment that promotes student learning and positive, healthy and safe living experiences. This is accomplished through a variety of programs, services and activities for students through the following areas: Admissions, Birkam Health Center, Career and Professional Success, Commencement, Enrollment Services, Financial Aid, Institutional Research and Testing, LGBTQ+ Center, Office of Multicultural Student Services, Personal Counseling Center, Registrar's Office, Student Activities, Student Conduct, Student Employment, Student Life, Title IX Office, David L. Eisler Center, University Recreation, Veterans' Resource Center and the Vice President's Office. These areas contribute to the institution's mission of preparing students for leadership and involvement in an increasingly diverse, technologically sophisticated and complex global society by offering a broad range of programs, activities, professional development and leadership opportunities.

### **STUDENT EMPLOYMENT**

The Student Employment Office is in the Timme Center for Student Services. Its goal is to assist students in finding part-time employment that will provide income while attending Ferris, as well as help them learn transitional skills that will benefit them upon graduation. There are over 2,000 student employees on campus every year. In addition to helping students find jobs on campus, Student Employment offers off-campus job postings for area businesses. The Office participates in the Federal Community Service Work Study Program that allows students to work in community-based positions in the area such as at the local food pantry, as a reading tutor for local students or at the local recycling center. More information on Student Employment can be found at <http://www.ferris.edu/HTMLS/admission/financialaid/employment/index.htm>.

Having a part-time job while going to school is a great way for students to interact with others, learn valuable job skills and earn some spending money to keep student loans to a minimum.

## FERRIS BUILDINGS AND POINTS OF INTEREST

**Alumni Building** (1929) - The oldest building on campus and the only building to survive the fire in 1950, the Alumni Building houses the University Archives. Classrooms for the College of Arts, Sciences and Education are also in this building, as well as the office of Ferris State University TORCH student newspaper.

**Arts and Sciences Commons** (1996) - This building houses The College of Arts, Sciences and Education faculty and administrative offices, Retention & Student Success faculty and administrative offices, the Educational/Career Counseling and Disabilities Services offices, the Transfer Services Center, the Shimadzu Core Laboratory for Academic and Research Excellence and the Card/Riley Wildlife Education Center. The building also features "The Visionary," a mural - one of the largest of its type in the world - depicting the history of FSU. The Arts and Sciences Commons structure connects the Science and Starr Buildings.

**Automotive Center** (1956) - The Automotive Center (formerly Trade and Industrial Center) comprises the instructional and lecture facilities for Automotive Services, Automotive Management and Automotive Engineering Technology.

**Birkam Health Center** (1959) - This building houses the Birkam Health Center as well as the Personal Counseling Center to provide a wide variety of health care and mental health services. It is also the home to the Ferris Youth Initiative, our Collegiate Recovery and Wellness Center (CREW) and the Anti-Violence Alliance (AVA).

**Business Building** (1970) - The College of Business houses regular and team-based classrooms and computer labs (Mac, PC, Networking, Security and Imaging & Media Production), as well as administrative and faculty offices. The facility also includes an auditorium that accommodates more than 200.

**Creative Arts Center** (1965) - This building houses the studios, classrooms and faculty offices needed for the Studio Arts in the College of Arts, Sciences and Education.

**David L. Eisler Center** (2015) - The DEC provides a wide variety of services and activities to meet the needs of students, faculty, staff and guests of the university. The center offers an updated any time dining service with a retail component, Starbucks Coffee Shop, Ferris Outfitters & MyBulldog Service Center, Fine Arts Gallery, First Lady's Attic, several multi-purpose meeting rooms, a ballroom, commuter lounge and study lounge with computers and printing capabilities. Also, there are several lounges that provide comfortable areas for studying, relaxing and social engagement. Offices for student organizations include the Student Government of FSU, Entertainment Unlimited (programming board) and Veteran's Association. On the administrative side, the offices include the Dean of Student Life, Office of Student Conduct, Center for Student Involvement, Career and Professional Success, Catering Services, University Center, Veteran's Support, LGBTQ+ and TAC IT Solution Center.

## GENERAL INFORMATION

**Ewigleben Sports Complex/Ice Arena (1974)** - This building is comprised of two indoor ice rinks and a recreational wing with facilities for intercollegiate hockey, recreational hockey and skating, basketball and volleyball, all completed in 1975. An addition completed in 1981 includes fitness and sports medicine facilities and a volleyball arena. The Ice Arena underwent a \$3.3-million-dollar renovation project in the Summer of 2008. New piping and chiller system were installed, along with new concrete floors in both ice surfaces. Additionally, all new boards and tempered glass were added, along with upgrades to all of the locker rooms. The new “Bulldog Media/Meeting Room” was added in 2014.

**Ferris Library for Information, Technology and Education (FLITE) (2001)** - Located in the heart of the main campus, FLITE features a variety of work and study spaces, including an information commons, four instructional studios, seven seminar rooms, 49 individual and group study rooms, a reading room, an extended-hours study area during midterm and final exam periods and the Faculty Center for Teaching and Learning (FCTL) Learn Lab, all with wireless access capability. The building has a total seating capacity of 1,300 with access to 150 computers as well as laptops that can be checked out and used throughout the building. FLITE librarians teach instruction sessions at FLITE and in Ferris classrooms. Additionally, FLITE librarians bring library instruction to Ferris students around the state through face-to-face instruction and online through videoconferencing. FLITE is a U.S. Government Documents Depository, a Patent and Trademark Depository Library for Western Lower Michigan and a depository for the U.S. Bureau of the Census. FLITE is the home to several other university departments including the Faculty Center for Teaching and Learning, Media Production, the Office of Multicultural Student Services, the Jim Crow Museum of Racist Memorabilia, the Office of Research and Sponsored Programs and the Academic Literacies Center comprised of the University Writing Center and the Academic Support Center.

**First Lady’s Attic (2009)** - Ferris State University is committed to providing opportunities for its students, including the chance to get professional clothing for a class presentation, internship or job interview. This is accomplished through the First Lady’s Attic, a facility where Ferris students can receive professional outfits free of charge—and the clothes are theirs to keep. The First Lady’s Attic, located on the lower level of the David L. Eisler Center, ensures that all Ferris students are dressed appropriately for success. The First Lady’s Attic accepts professional clothing donations from alumni, staff and community members. The Diversity, Inclusion and Strategic Initiatives Office manages the Attic. For more information, please visit <http://www.ferris.edu/flattic/>.

**G. Mennen Williams Auditorium (1961)** - This facility houses FSU’s theater production area and serves as a major multipurpose auditorium for the FSU campus. With seating for 1,644, Williams Auditorium hosts musical, dramatic, cultural and convocation events throughout the year. It also is available for public rental use when scheduling allows.

**Granger Center for Construction and HVACR (2003)** - The Granger Center for Construction and HVACR continues as a state-of-the-art facility - an interactive learning center where all structural steel, process piping, mechanical systems and electrical systems are exposed and, where appropriate, accessible to students. The Center focuses on both theory and application. Its laboratory facilities provide a practical, “hands-on” experience using an extensive array of sophisticated up-to-date equipment devoted to testing and solving problems students are likely to encounter in the field.

**Hagerman Pharmacy Building (1972)** - Designed to support all on-campus operations of the College of Pharmacy; this building includes specialized instructional spaces, state-of-the-art Anderson Family Sterile Compounding Laboratory, 4-room simulation suite and the Rowe Pharmacy Care Clinic. It also has a historical pharmacy exhibit.

**Heavy Equipment Center (HEC) (1987)** - This 53,000-square-foot building accommodates students in the 2- and 4-year Heavy Equipment Technology programs. The HEC building is the largest facility in the country dedicated to educating and training graduates for entry into the heavy equipment industry workforce. Additionally, it is home to the Heavy Equipment Service Engineering Technology B.S. Degree, the only one of its kind in the U.S.

**Interdisciplinary Resource Center (IRC) (1969)** - This building contains one large lecture hall seating 120, five classrooms with state-of-the-art teaching technology seating 30-50, television studios, the Center for Latin@ Studies and the Office of International Education. The IRC is connected to the College of Business building and features an Erbert and Gerbert's Sandwich Shop in the heart of a comfortable area where students can gather, study and relax between classes.

**Jim Crow Museum** - The Jim Crow Museum is a national and international resource for individuals and groups interested in learning more about race, race relations and racism. Located in the lower level of FLITE, the museum is this nation's largest publicly accessible collection of racial- and segregation-based artifacts. The museum is FREE to the public and features six exhibit areas—Who and What is Jim Crow, Jim Crow Violence, Jim Crow and Anti-Black Imagery, Battling Jim Crow Imagery, Attacking Jim Crow Segregation and Beyond Jim Crow. The museum also offers a comprehensive timeline of the African American experience in the United States. The timeline is divided into sections: Africa before Slavery, Slavery in America, Reconstruction, Jim Crow, Civil Rights and Post Civil Rights.

Regular hours are Tuesday through Friday from 12-5 p.m. To schedule a group tour, call (231) 591-5873 or at [jimcrowmuseum@ferris.edu](mailto:jimcrowmuseum@ferris.edu). Please refer to the calendar of events for availability. Visitors to the Jim Crow Museum are prohibited from photographing or video recording any portions of the museum. Exceptions to this policy can be made at the sole discretion of museum staff and might include special events, scholars who have arranged in advance of their visits and credentialed members of the press. Note: Because many of the museum's artifacts and media pieces contain explicit images of violence, nudity, offensive language and other mature themes, the museum is recommended for those 12 years of age and older.

**Katke Golf Course (1974)** - This course offers 21 holes of championship golf. The original 18-hole course is a par 72 measuring 6,967 yards from the Black tees, 6,317 from the Crimson tees, 5,648 from the Silver tees and 4,752 from the Gold tees. Katke also features a "Family Tee" for juniors and new golfers. The D.O.G. Tee, or *Developing Original Golfers* Tee, allows new golfers the ability to play with more experienced players.

Katke's award-winning practice facility features three regulation holes (#19, #20 and #21), 100,000 square feet of natural grass teeing space, six target greens, a short game area for pitching, chipping and bunker play and multiple putting greens.

The Ken Janke Sr. Golf Learning Center provides a learning environment for students, members and guests, featuring four Trackman Simulators, three heated hitting bays for simulated golf and weekly league play. The center also houses "The Michigan Golf Hall of Aame".

## GENERAL INFORMATION

The Katke Clubhouse sits atop the highest point in Mecosta County with excellent views of the county to the west and of the FSU Campus to the east. The clubhouse provides full-service amenities including a fully stocked Golf Pro Shop, men's and women's locker rooms, Founders Grille, which features a variety of food and beverage options and a Multi-Purpose Room with seating for up to 50 guests, perfect for business meetings or small parties.

PGA Professional Staff is available daily, providing all the needed services for golf-outing events, tournament needs, golf instruction and clinics and custom club fitting. The golf course is conveniently located adjacent to the Holiday Inn Hotel and Conference Center.

**McKessy House (1989)** - McKessy House, resembling an Old English cottage on Cedar Street, north of Williams Auditorium, was purchased by Ferris State University in 1989 as a result of a generous gift from Gerald McKessy, a 1929 graduate of Ferris's college-preparatory program who went on to graduate from the Detroit College of Law in 1933. Mr. McKessy was a charter member of the President's Club, a Board of Directors of the Alumni Association and a recipient of the Distinguished Alumnus Award in 1971 for the generous donation of his time and talents to Ferris State University. Mr. McKessy donated stock, the proceeds of which were used to buy the house, storage barn and two acres that are now utilized as parking and additional Arts and Sciences classroom space. Mr. McKessy's gift also made it possible to remodel the house, which is currently occupied by the Office of the Vice President and General Counsel. This division is responsible for legal affairs, equal opportunity and labor relations.

**Michigan Art Walk (1996)** - The Michigan Art Walk on the Ferris State University Campus is a collection of paintings and sculptures of original artwork created by Michigan artists. The works have been installed throughout campus in public areas. The inaugural sculpture of the Michigan Art Walk, by Ann Arbor-based artist Barron Naegel, was installed in the fall of 1996. Also installed in the fall of 1996 were a wall sculpture by Daniel Roache, under the auspices of the Presidential Art Collection, and the main panel of Robert Barnum's "The Visionary," which depicts the history of Ferris State University. The unveiling of "Escape," an outdoor sculpture by R. Farrington Sharp, on October 17, 1997 continued the project, along with the side panels of "The Visionary" which were unveiled on February 20, 1998, completing Barnum's triptych. "Totem Stack," a sculpture by Ferndale artist Albert Young, was unveiled on May 7, 1998. "Muse" by Irina A. Koukhanova, was dedicated on November 19, 1998, and sculptor Fritz Olsen's "Ripples" was unveiled November 19, 1999. Lois Teicher's functional piece, "Bench with Three Deep Seats," was dedicated on June 14, 2000. "Ferris Arch," a limestone sculpture by Kenneth Thompson, was dedicated October 10, 2001. Mark Chatterley's "Journey to the Body Collective," a flying wall sculpture located in the reading room at FLITE, was dedicated on October 29, 2002. Robert Barnum's "Of Thought and Reason," a 130-foot-long, 10-foot-tall painting on canvas located in FLITE's Extended Study Area was unveiled on August 28, 2003. Ray Katz's "Celebration," a large-scale metal sculpture, was unveiled September 3, 2004. The "TO STRIVE, TO SEEK, TO FIND" sculpture is dedicated to the 125th anniversary of FSU. The sculpture was created in a partnership between Ferris Fine Arts and the campus Welding Engineering Technology Program and was funded under the FSU Festival of the Arts. Important comments, quotes or sayings about Ferris are cut into the figure from support plates redefining viewer response and increasing level of content. The Art Walk pieces, along with information about the artists, can be viewed at <https://ferris.edu/artwalk/homepage.htm>.

**Michigan College of Optometry** – One of the twenty-five North American institutions to offer the Doctor of Optometry (OD) degree, Michigan College of Optometry occupies a state-of-the-art 87,000 square foot building that was the University's first to earn Leadership in Energy and Environmental Design (LEED) Gold certification. The first floor of the building is home to the University Eye Center, providing full-scope and specialty eye health, vision and interdisciplinary care for patients from the community and around the state. The Dow Interactive Eye Learning Center on the third floor has 40 fully equipped examination lanes for students to learn and practice their skills as a future Doctor of Optometry. The classrooms and seminar rooms on the second floor contain modern, modular learning and study spaces.

**Music Center (1962)** - The Music Center is in the heart of the campus at the foot of the Carillon Clock Tower, between the FLITE Library and the Top Taggart Field football stadium. The Music Center features two large rehearsal rooms for several musical ensembles offered to students and community members. These musical groups include the Concert Band, Symphony Band, Summer Band, Pep Band, Jazz Band, Chamber Orchestra and Concert Choir. These large rehearsal rooms are equipped with state-of-the-art video and sound technology for instruction of a large variety of general education music courses available to all students, such as Music Appreciation, American Pop Music, Music Fundamentals, Music and Culture and Music in Film. There are also three practice rooms, each equipped with an acoustic piano, that are available to all students for individual and small group practice. A keyboard lab, with 15 full-sized digital pianos, provides state-of-the-art instruction for beginning piano classes. Music faculty offices are also located in the Music Center.

**National Elastomer Center for Plastics and Rubber Technology (1987)** - The Ferris Plastics and Rubber program is one of the largest and most respected undergraduate programs of its kind in the United States. The Plastics B.S. program was started in 1982 and continues to fill a great need in the growing plastics industry for technically trained personnel. Ferris graduates gain immediate status as recognized technical leaders. This innovative program provides students with a background that includes topics such as processing, material testing and properties and mold and product design. Classes emphasize hands-on learning, using the same type of equipment that is currently used in the industry. The plastics building was expanded in 1998 and renamed the "National Elastomer Center" to include educational space for the new rubber degrees. The rubber program is a unique educational experience with graduates being sought after by the rubber industry. Coursework follows the original plastics degree in processing, testing and design, but also includes rubber compounding. The plastics and rubber industry have shown support for the Ferris programs by sponsoring the construction of the Plastics Building in 1987 and the expansion in 1998 with funding for equipment and supplies, providing job experience by employing our students for summer internships and hiring our graduates.

**Presidential Art Collection (1996)** - Daniel Roache was chosen as the first contributor for a collection featuring commissioned works by Michigan artists honoring Ferris presidents. His aluminum, wall-mounted sculpture representing the seven (at that time) academic colleges hangs in the Williams Auditorium lobby. A bronze bust of President Byron Brophy by Midland sculptors James S. Hopfensperger and Joan Hopfensperger was dedicated on April 30, 1999. It is on display in the Ferris Library for Information, Technology and Education (FLITE).

## GENERAL INFORMATION

**Quad Café (2015)** - The Quad Café includes eight different All-You-Care-To-Eat stations where cooks prepare fresh food. The Quad Café offers a variety of seating arrangements that include small individual areas as well as family-style seating, most with an outstanding view of the Robinson Quad. The Meal X-Change allows meal plan participants the opportunity to use one of their unlimited meal swipes for a quick meal to go.

**Catering-** The award-winning Catering Division is located in the David L. Eisler Center. Conferences, meetings, receptions and banquets can be hosted with customized menus. For more details call (231) 591-3685.

**Racquet Facility** (acquired in 1980) - The facility offers four indoor hard tennis courts, ten outdoor hard courts, two indoor racquetball courts/wallyball courts, cardiovascular and strength training equipment, free weights, fitness classes, functional training space, tennis lessons, tennis/pickleball clinics and league programs, rental equipment and a full-service tennis pro shop. This facility serves intercollegiate athletes, the club tennis team, faculty/staff, students and the general public. It also includes a dry sauna in each locker room.

**Rock Café (2008)** - The Rock Café incorporates European-style marketplace décor where cooking aromas, product freshness and abundance are prevalent. An emphasis is placed on food merchandising and includes casual café-style seating. Marketplace concepts also referred to as Marché Concepts or Food Emporiums, are the new generation in student dining. A marketplace concept provides an integrated food production and dining experience with an emphasis on fresh ingredients and made-to-order preparation. It is characterized by exhibition cooking at several distinct food platforms. Students today want an element of entertainment with their dining experience, a concept we call "Eatertainment." A marketplace concept offers this as the food becomes the "star" and the staff is on "stage."

**Science Building (1956)** (Remodeled and expanded in 1967 and completely renovated in 1997) - This building provides teaching auditoria, classrooms and science laboratories for the College of Arts, Sciences and Education, as well as the Rawlinson Observatory, John and Rhea Smith Greenhouse and Reitz Reading Room.

**Starr Building (1961)** (Renovated in 1995, with frequent upgrades) - Students now enjoy state-of-the-art instructional equipment, multimedia labs, study rooms and lounges. It is FSU's largest general classroom building and, in addition to the classrooms, houses the Museum of Sexist Objects, Bulldog Radio and the Office of Transfer and Secondary School Partnerships.

**Student Convocation Center/Wink Arena (1999)** - This 42,000-square-foot facility, located adjacent to the Ewigleben Ice Arena, seats 2,400 and includes prime sections of chair-back seating. The building complex features an expanded lobby that adjoins the Ice Arena with a pro shop, concession stands and a display for the Bulldog Hall of Fame. This center serves as the home for the FSU men and women's basketball programs and is used for commencement ceremonies, major concerts and special events.

**Student Recreation Center (1998)** (Renovated in 2018) - The former HPE/Wink Arena building was remodeled and reopened August 30, 1998. The facility gives students, faculty, staff and community members a modern gymnasium, weight room, aerobic rooms, exercise machines, elevated track, 40-foot climbing wall and an indoor swimming pool.

**Swan Technical Center** (1966) (Completed renovation in 2018) - This building contains many classrooms and laboratories designed specifically for engineering and engineering-technology instruction. The building contains a large lecture hall in addition to the classrooms and laboratory spaces for the Architecture, EET/CNS, Manufacturing, Mechanical, Product Design and Welding programs.

**Timme Center for Student Services (CSS)** (1967) (Renovated 2002) - As the official “welcome center” for the University, the Timme Center for Student Services (CSS) serves as a one-stop service center in which students can register for classes, obtain financial aid and housing information, request transcripts, pay bills and inquire about student employment opportunities. Highlights of Timme CSS include a glass atrium that extends the full height of the eastern side of the building and a second atrium facing State Street, providing natural sunlight and openness for the building. Formerly the campus library, the Timme CSS is a place of diversity, art, history and service. The first floor houses the Financial Aid, Student Financial Services and Student Employment offices; the offices of Admissions, Registrars, Enrollment Services, Academic Senate and Institutional Research are on the second floor. The third floor features a display of Ferris historical memorabilia, as well as houses the offices of the President, Provost & Vice President for Academic Affairs, Vice President for Student Affairs, Vice President for Diversity, Inclusion and Strategic Initiatives, Budgetary Planning and Analysis and Testing. The carefully chosen combination of offices and services provides a wonderful welcome to all constituents in the middle of campus.

**The Early Learning Center** (1987) - The Early Learning Center is located on the first floor of Bishop Hall. The center is a nationally accredited educational learning center providing programs for children of FSU students, faculty and staff. The Early Learning Center also serves as a laboratory setting which facilitates hands-on experiences for Ferris students preparing for future careers in education.

**Victor F. Spathelf Center for Allied Health** (1979) - This four-level structure contains the Dental Hygiene Clinic, specialized classrooms, laboratories and offices for the students, faculty and administration of the College of Health Professions.

## **FERRIS STATE UNIVERSITY CALENDAR**

### **Fall Semester, 2022**

Aug. 25-26	Late Registration
Aug. 29	Classes begin
Aug. 29-Sept. 1	Drop/Add by 5:00 PM Thursday
Sept. 5	Labor Day - no classes
Oct. 24	Mid-term grades due
Nov. 3	Last day for approved unqualified W grade
Nov. 23	Thanksgiving recess begins - class dismisses at noon
Nov. 28	Classes resume
Dec. 9	Last day of classes
Dec. 12	Examination week begins
Dec. 16	Last day of examination week
Dec. 17	Fall Commencement
Dec. 19	Final grades due by 1:00 PM

### **Spring Semester, 2023**

Jan. 5-6	Late Registration
Jan. 9	Classes begin
Jan. 9-12	Drop/Add by 5:00 PM Thursday
Jan. 16	Martin Luther King Day - no classes
Mar. 4	Spring recess begins – no classes
Mar. 6	Mid-term grades due
Mar. 13	Spring recess ends – classes resume
Mar. 23	Last day for approved unqualified W grade
Apr. 6	Mid-term break begins - no classes
Apr. 10	Classes resume
Apr. 28	Last day of classes
May 1	Examination week begins
May 5	Last day of examination week
May 5-6	Spring Commencement
May 8	Final grades due by 1:00 PM

### **Summer Semester, 2023**

May 15	Late Registration
May 16	Classes begin
May 16-19	Drop/Add by 5:00 PM Friday
May 29	Memorial Day - no classes
July 4	Independence Day recess - no classes
July 6	Last day for approved unqualified W grade
Aug. 9	Last day of summer semester classes
Aug. 14	Final grades due by 1:00 PM

**TELEPHONE NUMBERS (frequently used)**

The telephone number for the Ferris State University Call Center is (231) 591-2000; the telephone operator can assist you. Most colleges, departments and offices also have their own numbers. The toll-free number is (800) 433-7747. Some frequently called numbers are listed below:

**Academic Deans' Offices**

College of Arts, Sciences and Education.....	591-3660
College of Business.....	591-2420
College of Engineering Technology.....	591-2890
College of Health Professions.....	591-2270
College of Pharmacy.....	591-3780
Kendall College of Art and Design.....	(616) 451-2787
Michigan College of Optometry at FSU .....	591-3706

**Academic Services**

## Extended and International Operations

Ferris Statewide & Online (off-campus and online offerings) ...	591-2340
Office of International Education .....	591-2450
Retention and Student Success.....	591-2428

**Student Services**

Admissions and Records.....	591-2100
Birkam Health Center.....	591-2614
Career and Professional Success.....	591-2685
Center for Student Involvement .....	591-2606
Financial Aid/Scholarships.....	598-8210
Institutional Research & Testing .....	591-3628
Orientation .....	591-3576
Residential Life (Housing) .....	591-3745
Student Employment .....	591-2012
Student Financial Services.....	591-3972

**General**

Alumni Relations.....	591-2345
Athletic Department .....	591-2860
FLITE Library.....	591-3500
Public Safety .....	591-5000
University Advancement & Marketing.....	591-3815
David L. Eisler Center.....	591-5918

**Kendall College of Art and Design .....(616) 451-2787**

Admissions – dial main number and ask for desired person .....	(616) 259-1118
College Counselor - dial main number and ask for .....	(616) 259-1136
Enrollment Management - dial main number and ask for .....	(616) 259-1113
Financial Aid - dial main number and ask for.....	(616) 259-1210
Library - dial main number and ask for.....	(616) 259-1121
Registrar - dial main number and ask for .....	(616) 259-1104

## GENERAL INFORMATION

### EDUCATIONAL GRANTS AND SCHOLARSHIPS

2022-2023 FIRST-TIME FRESHMAN SCHOLARSHIPS			
<u>Scholarship</u>	<u># Awarded</u>	<u>Total Amount</u>	<u>Average Award</u>
Founder's	53	\$530,000	\$10,000
President's	147	\$882,000	\$6,000
Provost's	570	\$2,850,000	\$5,000
Dean's	244	\$854,000	\$3,500
Ferris Gold	5	\$10,000	\$2,000
Ferris Crimson	229	\$343,500	\$1,500

2022-2023 STATEWIDE & ONLINE SCHOLARSHIPS			
<u>Scholarship</u>	<u># Awarded</u>	<u>Total Amount</u>	<u>Average Award</u>
President's	4	\$24,000	\$6,000
Provost's	9	\$45,000	\$5,000
Ferris Crimson	3	\$4,500	\$1,500

#### FEDERAL

Teacher Education Assistance for College and Higher Education Grant (TEACH)  
The Federal Pell Grant  
The Supplemental Educational Opportunity Grant  
Michigan Fostering Futures Scholarship  
GEAR UP Scholarship

#### STATE

KCP Future Faculty Fellowship  
Michigan Competitive Scholarship  
Michigan Nursing Grant  
Tuition Incentive Program (TIP)

#### INSTITUTIONAL

Ability Based Scholarship  
Academic Opportunity Scholarship  
Athletic Grants (Individual Sports)  
COB Study Away Scholarship  
COB Leadership Scholarship  
College of Business Scholarship  
College of Ed Alumni Scholarship  
Community Based Scholarship  
CREW Scholarship  
COT Student Kickoff Award  
Dean's Scholarship  
Doctor of Pharmacy Scholarship  
EIO Statewide Blitz  
Entertainment Unlimited Scholarship  
Ferris Grant  
Ferris Merit Grant  
Ferris NEXT Scholarship

#### INSTITUTIONAL Continued

Ferris Relief Scholarship  
Ferris Support Grant  
Ferris Youth Initiative Scholarship  
Founder's Scholarship  
FSU Native American Tuition Waiver  
General Scholarship  
Get REAL Scholarship  
Honors Residential Life Scholarship  
International Transfer Scholarship  
Kelso-Battle Scholarship  
Kendall Assistance Grant  
Kendall Award of Excellence  
Kendall Merit Scholarship  
Kendall Next Scholarship  
Military Veteran's Scholarship  
MyPlace Study Abroad Scholarship  
National Guard Grant  
New Student Reception Scholarship  
Off-Campus Adult Learner Scholarship  
Off-Campus Transfer Achieve Scholarship  
Phi Theta Kappa Scholarship  
President's Invitational Scholarship  
President's Scholarship  
PTM Scholarship  
S3OAR Scholarship  
School of Nursing Scholarship  
Skills USA Scholarship  
Spaghetti Bridge Competition  
Student Senator Scholarship  
Study Abroad Scholarship  
Transfer Presidents Scholarship  
Transfer Gold Scholarship  
Transfer Crimson Scholarship  
Wade McCree Scholarship  
Wenrich Tuition Scholarship

**EDUCATIONAL GRANTS AND SCHOLARSHIPS****GRANTS AND SCHOLARSHIPS**

1968 Football Scholarship  
 1999 GLIAC Football Champions  
 AAPA Community Engagement  
 AAPA Scholarship  
 Abigail Smith Timme Endowed Scholarship  
 Academic Opportunity Renewal  
 Advantage Technical Services  
 AFSCME Local 1609  
 AITP CIS Scholarship  
 Alfred A Cramer Memorial Award  
 Alice & George Wales Hockey  
 Allesee MJ Design Scholarship  
 Alphonso & Mary Aguirre  
 Alta Equipment Co Annual Scholarship  
 Alumni Association Legacy Scholarship  
 Amer Assoc Of Htg,Ref,and A/C

Amer Found Vision Awareness  
 American Photo Marketing Scholarship  
 American Soc Of Prof Estimator  
 American Subcontract Assoc  
 Amerikam Scholarship  
 Andrea Warfield Memorial Endowed Scholarship  
 Andrew Jeffrey CJ Scholarship  
 Anne Szabunia Memorial Scholarship  
 Antigua Annual Scholarship  
 Arlo Steel Endowed Scholarship  
 Armock Mech Contr Endowed Scholarship  
 Arnold & Carolyn Johnson Scholarship  
 Arnold & Isabel Kempton Endowed Scholarship  
 Atwell, LLC Surveying Annual  
 Autoliv Ann Scholarship  
 AVB Endowed Scholarship

B&V Mechanical Endowed Scholarship  
 Baarman Family Endowed Scholarship  
 Bachelor of Integrative Study  
 Bacon, Charles & Mary Annual  
 Barbara Chapman Int. Study Scholarship  
 Barbara Reuther Memorial  
 Barnes & Noble Scholarship  
 Barton Malow Foundation  
 BBNA Food for Change Annual Scholarship  
 Beiermeister Family Endowed Scholarship  
 Bentley Family Endowed Scholarship  
 Berkowicz & Easley Scholarship  
 Bernie Powers Memorial Scholarship  
 Beverly Russell Award  
 Big Rapids Garden Club Scholarship  
 Bill & Theresa Streeter Family  
 Bill And Lynn Scheible Scholarship  
 Bingman Scholarship  
 Biology Faculty & Staff Scholarship  
 Blanche Arnold Scholarship  
 Boochard Family FSU Scholarship

Bourdais Endowed Scholarship  
 Bouwens, J&S Endowed Scholarship  
 Boyce Family Hockey Endowed Scholarship  
 Brackett, J Pharmacy Endowed Scholarship  
 Brayton Memorial Scholarship  
 Bremer, Duane E. Scholarship  
 Brian Chapman Memorial PGM Scholarship  
 Brian Tomczyk Memorial Scholarship  
 Bruce N. & Jean A. Parsons Endowed Scholarship  
 Brudy Memorial Pharmacy Scholarship  
 Buckingham Endowed Scholarship  
 Builders Exchange of GR & W MI  
 Building Bulldogs Endowed Scholarship  
 Bulldog Breakaway Endowed Scholarship  
 Bulldog Veteran Relief Fund Scholarship  
 Bumler Mechanical Endowed Scholarship  
 Bush Insurance Annual Scholarship  
 Buss Endowed Scholarship  
 Bychinsky Endowed Scholarship  
 Byers, John & Polly Endowed Scholarship

C Alan Tressler Mem Scholarship  
 Call Family Scholarship  
 CAM - Don Purdie Scholarship  
 Canadian Lakes Endowed Scholarship  
 Canadian Lakes Garden Club Scholarship  
 Candice Dunn Memorial Endowed Scholarship  
 Canteen Services Inc Scholarship  
 Carl Mys Endowed Scholarship  
 Carney, Jeff & Jodi Endowed Scholarship  
 CAS Dean's Endowed  
 CAS Dean's Legacy Scholarship  
 CCNA Certification Scholarship  
 Charles & Dorothy Peterson

Clare & Patsy Johnson Endowed  
 Clare Mugford R.N.  
 Clark, Liam Memorial Endowed Scholarship  
 Class of 1967 Endowed PHR Scholarship  
 Class of 69 Pharmacy Endowed Scholarship  
 Claucherty Scholarship  
 Clifford and Charlotte Whitfie  
 CMYK Endowed Scholarship  
 COB Dean's Annual  
 COB Study Away Scholarship  
 Coles Family Scholarship  
 Collins/Collins Ekman Scholarship  
 Const Tech & Mgmt Stu Comp

## GENERAL INFORMATION

### **EDUCATIONAL GRANTS AND SCHOLARSHIPS**

Charles & Kimberly Christmas  
Charles G. Jehnzen Basketball  
Charles Jehnzen Scholarship  
Charmaine Smith Scholarship  
Chas. Hampton Memorial Endowed Scholarship  
Chase Plastic Services Scholarship  
Chemical Bank Endowed Scholarship  
CHP Empowerment Award  
Christopher D. Allmand Annual  
Christopher Whalen Endowed Scholarship  
Cindy & Karl Linebaugh Scholarship  
CIS Department Scholarship

D Hedgcock Endowed Scholarship  
D&P Pilgrim Endowed Scholarship  
D. Edwards Intercollegiate Scholarship  
D.G. Garrett Endowed  
Dacho & Ruth Dachoff Endowed  
Dale & Tia Wilhelm Vlyball Endowed  
Damari Family Endowed Scholarship  
Daniel Topp Endowed Scholarship  
Daniel Tyler Scholarship  
Darlene Tiede Memorial Endowed Scholarship  
Daudi Book Scholarship  
Davenport "Bulldog of the Year"  
Davich Optical Chain Annual  
David & Carol Drake  
David D Whalen Scholarship  
David Greer Survey/Eng Scholarship  
David Hamilton Endowed Scholarship  
David Pao Endowed Scholarship  
David Prior Scholarship  
David W. Figg Endowed Scholarship  
David Williamson Weld Endowed Scholarship  
Dazzo, F & O Endowed Scholarship  
DCCL Endowed Scholarship  
Deans Award for Excellence  
Dee Cramer Inc Endowed Scholarship  
Dee Kap Scholarship  
Dehaan Endowed Scholarship  
Deiter Weiss Scholarship  
Delta Dental Foundation  
Delta Tau/Lambda Chi  
Dempsey, Harry Jazz Band Scholarship  
Detroit Colour Council Design  
Dettloff, Rick & Lori  
Dettman Family Endowed  
Dewpoint Endowed Scholarship  
Diane Malburg Endowed Scholarship  
Dick Dolack Excellence Scholarship  
Dirk Hoffius Scholarship  
Doc Heeter Blueline Club Scholarship

Construction Management Scholarship  
COP Morris Scholarship  
Coppess FB Endowed Scholarship  
Cory Myrie Memorial Scholarship  
Coulter Family Endowed Scholarship  
Craig & Tamara Amey Survey  
Cramer, WD Endowed Scholarship ScienceEd  
CREW Scholarship  
Criminal Justice Annual  
Criminal Justice Class of 1983  
Cummings Scholarship

Dominic Ciaramitaro ISI Scholarship  
Dommert, Douglas  
Don Lowell Scholarship  
Donald and E. Lyle Magee Scholarship  
Donald Shreve Scholarship  
Dogan, Robert Memorial Scholarship  
Douglas Froelich Scholarship  
Douglas Hagemann Scholarship  
Dr Ian Mathison Endowed Scholarship  
Dr. A. Duane Addleman Endowed  
Dr. Adel Makki Stu Opp Annual  
Dr. Bradley & Mrs. Catherine T  
Dr. Donald Newport Endowed Scholarship  
Dr. Frank A. Muehlenbeck Memorial  
Dr. Gabriel Memorial Endowed Scholarship  
Dr. Henry R Racki Opt Scholarship  
Dr. Henry Reitz Endowed Scholarship  
Dr. Ian W. Mathison Fellowship  
Dr. Jack Bennett Memorial Scholarship  
Dr. Lowell LeClair Endowed Scholarship  
Dr. Matthew C. Chaney Student  
Dr. Merrill R Murray Memorial Scholarship  
Dr. R. and R. Santer Endowed Scholarship  
Dr. Robert Carter Endowed Scholarship  
Dr. Teresa K. Cook Accounting  
Dr. Tim Brotherton Memorial Annl Scholarship  
Dr. W. Marlene O'Hara Annual  
Dr. Walter C. Betts Memorial Scholarship  
Dr. William A. Sederburg Scholarship  
Dr. William Maher Annual  
Dr. William Sakalauskas Scholarship  
Drake 3 Endowed Scholarship  
Drake Family 2 Endowed Scholarship  
Drake Family Scholarship  
Dresner Foundation Annual  
Drs. Deno & Nicholas Sellas Ph  
Durst Family Endowed Scholarship  
Dykstra Scholarship

**EDUCATIONAL GRANTS AND SCHOLARSHIPS**

E & S LaCross Endowed Scholarship  
 E-Commerce Marketing Scholarship  
 Ed and Louise Haik Endowed Scholarship  
 Ed Harris Memorial Honors Prog Scholarship  
 Educ Counseling & Disab Ann Scholarship  
 Edward Griffin Scholarship  
 Eekhoff Memorial Endowed Scholarship  
 Eileen McQuade Annual Scholarship  
 Elizabeth Keeney Scholarship  
 Ellen Haneline Health Prof.

Emeriti Association Endowed Scholarship  
 Ensign Family Endowed Scholarship  
 Eric Bennett Memorial Endowed Scholarship  
 Eric Young Welding Scholarship  
 Erin Groeb Memorial Endowed Scholarship  
 E-Sports Endowed Scholarship  
 Ewigleben Family Trust Endowed Scholarship  
 Ewigleben Scholarship  
 Excellence in Optometry Scholarship

Faculty Sponsored Student Dev  
 Fairman Scholarship  
 Falcone Memorial Scholarship  
 Fenn, John & Lynda Surveying  
 Ferris & Jean Leach Bio, Math,  
 Ferris and Jean Leach  
 Ferris Foundation Need-Based  
 Ferris Foundation Opportunity  
 FFA/Russel Moffett Scholarship  
 First Generation Student Annua  
 First Robotics Qualifying Scholarship  
 Football Scholarship Annual  
 Fortune/Morlock Memorial Scholarship  
 Foulkrod Foundation Endowed  
 Frances Friar Nursing Scholarship  
 Frank & Mildred Justin Endowed Scholarship  
 Frank Karas Endowed Scholarship  
 Frank Marra Memorial Endowed Scholarship  
 Frank Meech Endowed Scholarship  
 Frankenmuth Ins Endowed Scholarship  
 Fraser, T. Memorial Endowed Scholarship  
 Fred Taylor Memorial Scholarship

Frederick Broemer Award  
 Frederick W Kellogg Scholarship  
 Frederickson, Phillip & Sylvia  
 Freudenberg Nok Scholarship  
 Friar Family Endowed Optometry  
 Friar Family Endowed Scholarship  
 Friar Family Endowed Pharmacy Scholarship  
 Friar Pre-Prof Endowed Scholarship  
 Friar, R Honorary Bio Scholarship  
 Friends of Michigan State Fair  
 FSU Alumni & Friends Endowed Scholarship  
 FSU Alumni Softball Scholarship  
 FSU Black Alumni Association A  
 FSU Blueline Club Hockey Endowed Scholarship  
 FSU Dining Service Scholarship  
 FSU/GRCC Assist. Scholarship  
 FSU-GR Digital Anim/Game Scholarship  
 FSU-GR Digital Media Software  
 FSU PR Champions Scholarship  
 Fund Evaluation Group Endowed Scholarship  
 FY Eisler Endowed Scholarship

G Storm Memorial Technical Teacher Ed Scholarship  
 G&M Myran Endowed Scholarship  
 G&P VanDyke Hockey Endowed Scholarship  
 G. Franklin Ochs Endowed Scholarship  
 Gary L Cousino Hockey Scholarship  
 Gary Perelli Football Scholarship  
 GCOM and GMAN Annual Scholarship  
 Geff Reinke Endowed Scholarship  
 Geodetic Designs, Inc  
 George & Kathryn Menoutes Scholarship  
 George & Lia Kossaras Scholarship  
 George Bowlby Scholarship  
 George Holcomb Memorial Scholarship  
 Gerace Construction Scholarship  
 German Language/Culture Scholarship

Gilbert Cobb Endowed Scholarship  
 Gingrich, Elron "Ott" Scholarship  
 Goosen, R.F. Endowed Scholarship  
 Gordon Kamstra Mem Scholarship  
 GR Chapter Construction  
 GR Endowed Scholarship  
 GR Furniture Designers Endowed Scholarship  
 GR Mental Health Practitioner  
 Grace Fleming Nursing Endowed Scholarship  
 Grand Rapids New Car Dealers  
 Grandchildren of Robert Friar  
 Gregory Dreuth Memorial Scholarship  
 Gustafson Family Endowed Scholarship  
 Guzal Const Mgt Endowed Scholarship

## GENERAL INFORMATION

### **EDUCATIONAL GRANTS AND SCHOLARSHIPS**

H Glass Pharmacy Assist Fund  
H S Die & Engineering Inc Scholarship  
H.J. Lewis Musicians Endowed Scholarship  
Hagerman Family Endowed  
Hagerman Family Pharmacy Scholarship  
Hamm Family Endowed Scholarship  
Hammer's 4-C's Award  
Hancock Family Hockey  
Hancock(Cramer),B&E Endowed Scholarship  
Hancock, B&E Endowed Scholarship  
Hancock, Lambda Endowed Scholarship  
Hanna-Morse Endowed Scholarship  
Hare Family Endowed Scholarship  
Harley Halsted Scholarship  
Harper Wildern Pharmacy Scholarship  
Harris, Ed S. Oppty Endowed Scholarship  
Harry Larson Memorial Scholarship  
Harry Melling Memorial Scholarship  
Harry Swartz Pharmacy Admin Award  
Haveman, J & B Endowed Scholarship  
Haworth KCAD Scholarship  
Hedrick Associates Endowed Scholarship

Industrial Design Scholarship  
Information Security and Intel  
Insurance Alumni Endowed Scholarship  
International Student Emg Scholarship

J & C Duddles Endowed  
J B McCormick Scholarship  
J Swears Courage Scholarship  
J&J Giroux Endowed Scholarship  
J&K Shane Arch Endowed Scholarship  
J&K Shane Endowed Scholarship  
J&S Compton Endowed Scholarship  
J.E. Christie Scholarship  
J.R. Newton Scholarship  
Jack and Betty (Erler) Bates F  
Jack Lebarre Scholarship  
Jack Newcombe Scholarship  
Jack Pierson Legal Aspects Sur  
James & Christine Jacobs  
James & Georgia Nicholas Endowed  
James & Katy Moore HP Annual  
James B Turner Endowed Scholarship  
James Bolthouse Memorial Scholarship  
James D & Katy Moore Surveying  
Jan Vonk Endowed Scholarship  
Japanese Parents Book Scholarship  
Jawad, Nazih Rx Endowed Scholarship  
Jean Elder Endowed  
Jeffries, S. Pharmacy Endowed Scholarship  
Jenny Jacobs Softball Scholarship  
Jerry & Mary Ford Scholarship

Helen Ferris Vartan Scholarship  
Helen Popovich Scholarship  
Helsing Men's CC/Track Scholarship  
Henry Tschappat Memorial Endowed  
Henry/Jones Endowed Scholarship  
Hinkley & Casselman Endowed Scholarship  
History BA Annual Scholarship  
Hoexum Scholarship  
Hogan Dr Nancy Endowed Scholarship  
Holland-Whelan Endowed Scholarship  
Holton, E & D Endowed Scholarship  
Home Builders Assoc of GR Endo  
Hon. John P. O'Brien Memorial  
Horn, Gary & Jean Annual  
Hospitality Mgmt Alumni Endowed  
Hospitality Mgt Scholarship  
Howard J. Hulsman Scholarship  
Howard Stross Veterans Scholarship  
Howard, Irene, & Michael Price  
Hubert & Marion Motry  
Hurst Mechanical Endowed Scholarship  
HVACR-Htg,Vent,A/C,Ref Endowed Scholarship

International Student Scholarship  
Intl Stdnt Ambass Endowed Scholarship  
Invest in Knowledge

Jerry and Glad Scoby Endowed Scholarship  
Jessica Nagle-Wilson Scholarship  
Jim Farrell Mem Endowed Scholarship  
Jimmie & Marlene Rodgers Scholarship  
Joan E. Totten Scholarship  
Joan Nelson Scholarship  
Joanne E. Kozarek Memorial End  
Joel Lloyd Memorial Endowed Scholarship  
Johansen, Paul R Endw Scholarship  
John and Mary Garvelink Endowed  
John Baylis Football  
John Celestino Endowed Scholarship  
John Ladd Math Scholarship  
John M. Sebold Memorial Scholarship  
John McNamara Memorial Endowed Scholarship  
John Newell Scholarship  
John P Nelson Endowed Scholarship  
John R Smith Memorial Endowed Lead Scholarship  
Johnson, N&I Endowed Scholarship  
Jolaine Reirson Draugalis Scholarship  
Jordain Scholarship  
Jordan Scholarship  
Joseph S. Mikols Endowed Scholarship  
Joseph Sasaki Endowed Scholarship  
Juran, Joseph M. Endowed  
Justin Hermes Ann Scholarship

**EDUCATIONAL GRANTS AND SCHOLARSHIPS**

K & R Miller Family Endowed Scholarship  
 K&C Roth Endowed Scholarship  
 Kadlec Endowed Scholarship  
 Kalinowski Family Leadership Endowed Scholarship  
 Kamptner, E Opportunity Endowed Scholarship  
 Kane, MW Memorial Endowed Scholarship  
 Karen Boochard Social Work  
 Karl E Huffman Family Endowed Scholarship  
 Kathleen & Edward Lunt  
 Kathleen and Edward Lunt E CHP  
 Kauzlarich/Campana Family Ann  
 KCAD General Scholarship  
 KCAD MArch Formation Scholarship  
 Kelso Battle Scholarship  
 Kem-Tec Survey EES Bench Endowed Scholarship

L. Wolgast Endowed Scholarship  
 Labroff Scholarship  
 Lacks Enterprises Inc  
 Languages and Lit Annual Scholarship  
 Larabel Family Endowed Scholarship  
 Lavern Curtis Scholarship  
 Leadership Mecosta Endowed Scholarship  
 Leon & Jerena Keys Family  
 Leonard Johnson Disc Sports  
 Leonardos Family Endowed Scholarship  
 Lerner & Harrison Endowed Scholarship  
 Leslie Osborn Family

M & J Bigford PGM Scholarship  
 M & M Surveying Engineering  
 M & S Goldsmith Endowed  
 M & S Nawrocki Endowed  
 M Sobh Endowed Scholarship  
 Machining Competition Annual Scholarship  
 MacIver Family Endowed Scholarship  
 Mahida Surveying Scholarship  
 Malik Kingsby Endowed Scholarship  
 Manhard Surveying Ann Scholarship  
 Manuf & Quality Engineer Scholarship  
 Marco Family Foundation Scholarship  
 Mardell L. Grant Endowed Scholarship  
 Marriott Golf Scholarship  
 Martin J Wozniak Endowed Scholarship  
 Martin Luther King Jr/Alpha Ph  
 Mary Ann Hashimi Memorial Scholarship  
 Mary C Feindt Surveying Scholarship  
 Mary Lou Washatka  
 Mary Mccorriston Child Dev Scholarship  
 Mary T Creswell Scholarship  
 Mathison Legacy Endowed Scholarship  
 Mathematics Faculty & Staff Scholarship  
 Matt Lichtle Scholarship  
 Maude Bigford Honors Scholarship  
 Maude Korstange Scholarship

Ken & Christine Bailey  
 Ken Schmitigal Annual Scholarship  
 Kendall Joe Withers Scholarship  
 Kendall M Alten Memorial Scholarship  
 Kendall Rizzi Memorial Scholarship  
 Kendall What Scholarship  
 Kenneth Spoerk Memorial Scholarship  
 Khagendra Thapa Surveying Scholarship  
 K-Mart Pharmacy Scholarship  
 Knoth Family Endowed Scholarship  
 Korean Students Scholarship  
 Kozal and Baker Scholarship  
 Kraymer Des Endowed Scholarship  
 Krieser, Minnie Hart Endowed Scholarship  
 Kurt Hellthaler Memorial Scholarship

Lewis And Lewis Scholarship  
 Library Student Employee Scholarship  
 Lincoln Family Endowed Scholarship  
 Linebaugh Annual Scholarship  
 Lloyd C Zill Scholarship  
 Lon C. Green Annual Scholarship  
 Louis & Angeline Burg Scholarship  
 Louis V. Kleinstiver Scholarship  
 Love Swim Scholarship  
 Lyman, R & M Endowed Scholarship  
 Lynn & Gary Trimarco

McLoughlin Family Endowed Scholarship  
 McNish, Dolores Endowed Scholarship  
 MCO Alumni Endowed Scholarship  
 MCO Family Endowed Scholarship  
 Mechanical Svc. Cont. Am. Scholarship  
 Mecosta County Development Cor  
 Meeuwenberg, L&P Endowed Scholarship  
 Megan Hurst Endowed Scholarship  
 Meijer Pre-Senior Scholarship  
 Melissa Divietri Annual Scholarship  
 MGMT Dept. Annual Scholarship  
 MI Assoc Prof Ins Agent Ann  
 MI Chaptr Air/Cond Contractors  
 MI Fdn Vision Aware Endowed Scholarship  
 Mich Mechanical Contractor Scholarship  
 Mich Printing Week Assoc Scholarship  
 Michelle A. Bellavance Endowed Scholarship  
 Michigan Garden Clubs, INC Scholarship  
 Michigan PGA Endowed Scholarship  
 Mickey Shapiro Opportunity Endowed Scholarship  
 Mike Shira Health Syst Mgt Scholarship  
 Millard & Ida Quinlan Scholarship  
 Minnie Mould Marsh Scholarship  
 MMTC-West Manuf. Council Ann  
 Momentum Charter Endowed Scholarship  
 Moore, Jerry & Joyce PGM

## GENERAL INFORMATION

### **EDUCATIONAL GRANTS AND SCHOLARSHIPS**

McCandless, Ryan Memorial Endowed  
MCERF Scholarship

Mukundan, Sarangapani Annual  
Mulder Furniture Design Scholarship

NA Heat-Air Cond Scholarship  
Nawrocki Pharmacy Endowed Scholarship  
Newell Family Football Annual  
Newell Johnson Memorial Endowed Scholarship  
Newhouse Jones Hockey Endowed Scholarship  
Ngoh, Lucy & Fabian Endowed Scholarship  
Ngoh, L & F Int Health Care Scholarship  
Nickels, Edward & Barbara

Nicolas Sanchez Annual Scholarship  
Norm & Helen Bennett Scholarship  
Norman O. Levardsen Memorial E  
Norris and Irene Johnson Scholarship  
North Mich Road Commission Scholarship  
Northern Chapter MSPS  
Nursing Development-Endowed Scholarship

O B Davenport Scholarship  
Oakes-Hall Fine Arts Endowed Scholarship  
O'Brien-Quay Scholarship  
Oldfield Family Education  
Oliver H. Evans Endowed Scholarship  
Opp Ferris Cares-COB  
Opportunity Ferris Cares - CHP  
Opportunity Ferris Cares CET  
Opportunity Ferris Cares MCO

Opportunity Ferris Cares Pharmacy  
Opportunity Ferris Cares Scholarship  
Opportunity Ferris Cares-CAS  
OptiMed Specialty Endowed Scholarship  
Orville Hoffman Scholarship  
Ostrander Memorial Endowed Scholarship  
Otto Kamptner Memorial Endowed Scholarship  
Outer Drive Hospital Aux Scholarship

P&R Seaman Endowed Scholarship  
P. Kearns Education Annual  
Papo & Stewart Printing Mgmt  
Patricia Berry Int Eng Scholarship  
Patrick J. O'Hare Endowed Scholarship  
Patti Smeelink Annual  
Paul and Cathy Boyer Scholarship  
Paul and Leane Blake Scholarship  
Paul E Borton Memorial Scholarship  
Pearcy, Wes & Shelly Endowed Scholarship  
Pepsi Perseverance Endowed Scholarship  
Perio Study Club Hygiene Annual  
Perkins Goldberg Family Endowed Scholarship  
Peterson, Norman ICT Annual  
PGM Alumni Scholarship

PGM S.A. Senior Awards  
Pharmacy Alumni Scholarship  
Pharmacy Forward Scholarship  
Phillips Family Endowed Scholarship  
Physical Sciences Facu & Staff  
Pinnacle Group Inc Endowed Scholarship  
Plastics & Polymer Eng Tech  
Pole Family Endowed Scholarship  
Postema Pre-Law Endowed Scholarship  
Preuss-Britton HS Dual Enrolled  
Prism Writing Annual Contest  
Proctor Family Endowed Scholarship  
Pulte, WJ Constr Endowed Scholarship  
Puterbaugh Scholarship

Quality Air Annual Scholarship

R & L Friar Social Sci Annual  
R&M Beadle Endowed Scholarship  
R.E. Hurst Endowed Scholarship  
R.J. Campbell Endowed Scholarship  
R.L. Shaw HVACR Endowed Scholarship  
Randy & Nancy Phelps Endowed Scholarship  
Raymond Kenyon Scholarship  
Reed City FSU Dist Alumni Scholarship  
Reginald & Vivian Sharkey Scholarship  
Rettell Family Annual Scholarship  
Rhein Chemie Scholarship  
Richard & Dawn Antonini Endowed Scholarship

Robert Bishop Hockey  
Robert Brand Memorial Scholarship  
Robert Burtch Scholarship  
Robert Ewigleben DCCL Endowed  
Robert Scranton Family Scholarship  
Robert Van Hoven Scholarship  
Robert Williams Scholarship  
Robert/Jean Olson Memorial Scholarship  
Robinson Dental Hygiene Endowed Scholarship  
Robinson, Dewaine & Jana Endowed Scholarship  
Rockford Const Endowed Scholarship  
Roger/Debra Card Wildlife Scholarship

**EDUCATIONAL GRANTS AND SCHOLARSHIPS**

Richard & Ruth Santer Veterans  
 Richard Hunter Envir Educ Scholarship  
 Richard Johnson Endowed Scholarship  
 Richard L. Shaw Football Endowed  
 Richard Sturm Memorial Scholarship  
 Richard Veazey Scholarship  
 Rick Rodenhouse Memorial Scholarship  
 Rising Star Annual Scholarship  
 Ritchie Mem'L Vica Scholship  
 Rite-Aid Scholarship  
 RL Shaw/FM Jones  
 RLA Opportunity Annual Scholarship  
 Rob Jackson Extra Credit Scholarship  
 Robert & Frances Friar Scholarship  
 Robert A. Sieb Endowed Scholarship  
 Robert and Barbara Martin Family  
 Robert Bergelin Scholarship

Samuels, Wendy Jim Endowed Scholarship  
 Sanborn, Michael Endowed Scholarship  
 Santa Zawaideh Trib Annual Scholarship  
 Scheible Hockey Endowed Scholarship  
 School Leadership Institute  
 School of Nursing Scholarship  
 Scott E Sanders Endowed Scholarship  
 Scott Jeffries Memorial Scholarship  
 Scott Schultz Excellence Scholarship  
 Scott Whitener Memorial Scholarship  
 Seaman's Mechanical Endowed Scholarship  
 Sedine Family Endowed Scholarship  
 Seifferlein & Lusk Scholarship  
 Shilander, R & N Endowed Scholarship  
 Shilander, Robert Endowed Scholarship  
 Size Reduction Don Maynard Annual  
 Smith, Brett Hockey Endowed Scholarship  
 Smith/Taylor/Malloy Scholarship  
 Social Work Emeriti & Faculty  
 Somerville, D Endowed Scholarship  
 Spayde Family Pharmacy Endowed Scholarship

T&G Goyette Endowed Scholarship  
 T&J Woiderski Endowed Scholarship  
 T&T Town Endowed Scholarship  
 T.J. Amick Memorial Scholarship  
 Taggart & Lisa Town Scholarship  
 Teahen, R DCCL Endowed Scholarship  
 Technology in Optometry  
 Ted Kuzma Annual Football  
 Tedesco/Rowe Family Endowed Scholarship  
 Tenney, Robert N. Endowed Scholarship  
 Terry Nerbonne CJ  
 Terry Skoglund Memorial Endowed Scholarship  
 Theta Alpha Sigma Scholarship  
 Thomas & JoAnn Walsh Endowed Scholarship  
 Thomas & Marcia Scholler

Rolland L Hicks Endowed Scholarship  
 Roller, J&V Fam Endowed Scholarship  
 RoMan Mfg/IRCO Auto Endowed Scholarship  
 Roof Family Endowed Scholarship  
 Root, W&N Endowed Scholarship  
 Rothe Biology Scholarship  
 Roubal, Vizina Family Endowed Scholarship  
 Rought Surveying Scholarship  
 Rowe Pharm D/MBA  
 Ruby MacNeill Endowed Scholarship  
 Rumsey Memorial Scholarship  
 Runners Memorial Scholarship  
 Russell & Avis Gerber Endowed Scholarship  
 Russell G Merithew Scholarship  
 Ruth and Ken Hicks Football  
 Ruth L Shattuck Scholarship  
 Ryan Matthew Clark Annual Scholarship

Spectrum Health Endowed Scholarship  
 Stan Dean Memorial Endowed Scholarship  
 Staples Endowed Scholarship  
 Statewide & Online Endowed Scholarship  
 Statewide Fast Track Scholarship  
 Stauffer, MG & PW Academic Endowed  
 Stechschulte Printing Scholarship  
 Stephen E. Martin Memorial Scholarship  
 Stephenson Surv Ann Scholarship  
 Steve M Brown Endowed Scholarship  
 Stewart Endowed Scholarship  
 Strohkirsch Scholarship  
 Student Economic Asst Endowed Scholarship  
 Student Hardship Fund  
 Study Abroad Endowed Scholarship  
 Susan & Ernest Wenger Endowed Scholarship  
 Susan & William Jones Endowed Scholarship  
 Susan Greene Memorial Scholarship  
 Susan Marie Edwards Scholarship  
 Suzanne Pilat Eberle Endowed Scholarship

Thomas Reuther Scholarship  
 Thomas Sobota Memorial Scholarship  
 Thompson Foundation Scholarship  
 Thumb Eleven Endowed Scholarship  
 Tim Roberts Scholarship  
 Tingley And Associates Scholarship  
 Todd and Tami Jacobs Scholarship  
 Todd Wenzel Automotive Endowed  
 Tom & Molly Charles Scholarship  
 Tony Ferguson Endowed Scholarship  
 Totten Family Hockey Endowed Scholarship  
 TowerPinkster Int. Design Scholarship  
 Trace & Veronica Tandy/Great W  
 Transfer Academic Excellence Scholarship  
 Travis, Stuart & Linda DECA

## GENERAL INFORMATION

### **EDUCATIONAL GRANTS AND SCHOLARSHIPS**

Thomas E Johnston Memorial Scholarship  
Thomas Mehl Endowed Scholarship

Trevor Slot Endowed

UA Local 85 Plum, Steam & HVAC

Van Diepenbos, M&L Endowed Scholarship  
Vanden Bos Family Endowed  
Vanderlaan Leadership Award  
VanSteenberg Endowed Scholarship

Violet Gambotto Endowed Scholarship  
Virkler Family Acctg Endowed Scholarship  
Vision Serv Plan Academic Scholarship

W C Judon Scholarship  
W E Dengler Pharmacy Scholarship  
W J Stevenson Scholarship  
W S Garrison Living Scholarship  
W&R Sanders Scholarship  
W.D. Cramer Endowed Scholarship  
W.F. Adrian Endowed Scholarship  
Walton and Barbara Piggott Scholarship  
Warren and Beverly Parker Scholarship  
Watson Family Endowed Scholarship  
Weeks-Larkin Optometry Scholarship  
Welding Competition Scholarship  
Weller Family Found Scholarship  
Weller Family Found Scholarship  
Wendal Leroy Endowed

West MI Mech Contractors Scholarship  
West Michigan Credit Union Scholarship  
West Michigan Opportunity Endowed Scholarship  
Whalen, John Memorial Endowed Scholarship  
Whalen-Rex Memorial Endowed Scholarship  
Whitehead Memorial Scholarship  
Whitney HCS Competition Endowed Scholarship  
Whitney HCS Entrepreneurial  
Wildern Family Scholarship  
William Donahue Scholarship  
William Merle Morris Endowed Scholarship  
Williams, G. Mennen Endowed Scholarship  
Woolpert LLP Scholarship  
William "Bill" Scott Roh Supt Endowed Scholarship  
Wurzer Memorial Endowed Scholarship

Young Leadership Scholarship  
Young, W & B Endowed Scholarship  
Young/Behler Young Endowed Scholarship

Zakov Family Scholarship

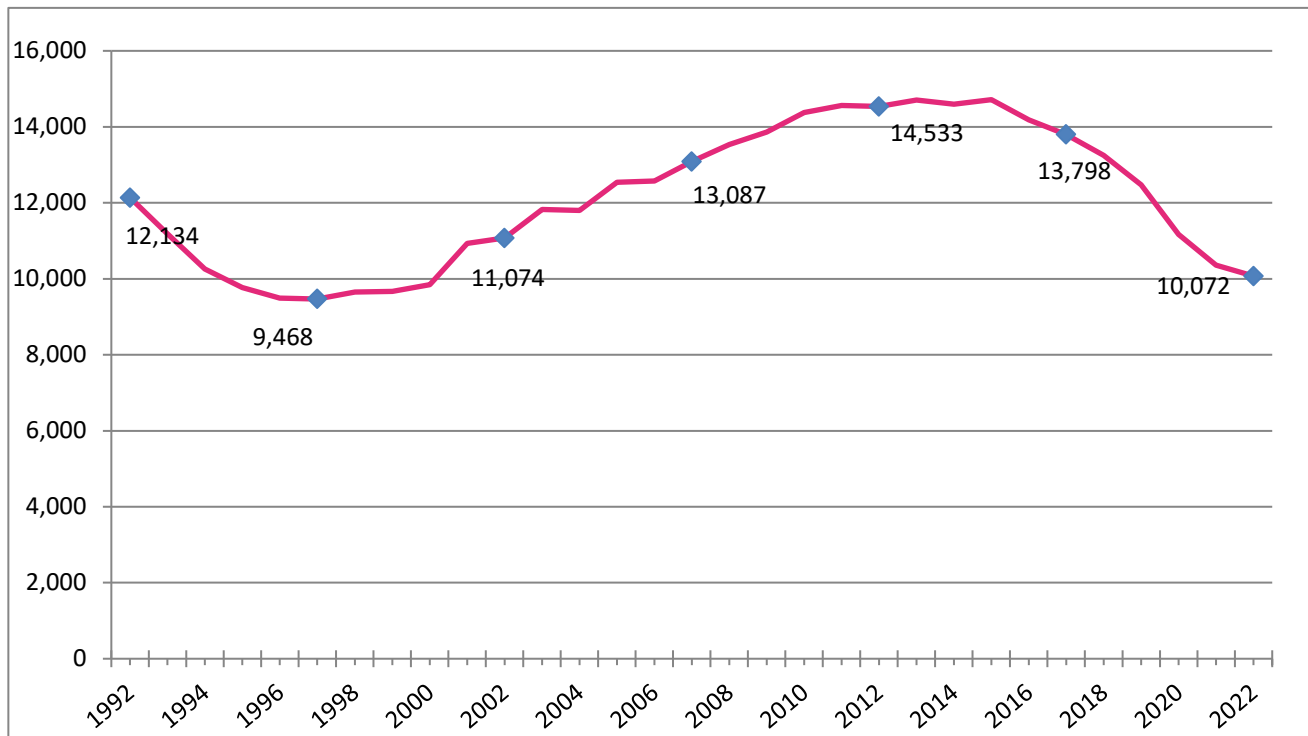
**EDUCATIONAL GRANTS AND SCHOLARSHIPS**

Abigail Timme Endowed Student Loan Fund  
 Alden W. Brown Student Loan Fund  
 Alma Lidell Tufveson Memorial Loan Fund  
 Alumni Student Loan Fund  
 Arthur E. Ormsbee Memorial Loan Fund  
 Asian Student Loan  
 Augusta Taisey Memorial Loan Fund  
 Bush Memorial Loan  
 Campbell Loan  
 Carlisle Memorial Fund  
 Carlton G. Ferris Student Loan Fund  
 Charles E. Schell Foundation Loan Fund  
 Charles S. Neithercut Student Loan Fund  
 College of Business Memorial Loan Fund  
 Dingman, William E. Loan  
 Discretionary Loan Fund  
 Donald Rankin Loan  
 Dr. Glenn Bond Memorial Loan Fund  
 Dr. Henry Lowsma Memorial Loan Fund  
 Dr. Ralph Pino Memorial Loan Fund  
 Earl H. McCormick Memorial Loan Fund  
 Fern & William Brown Loan Fund  
 Fern R. Holden Student Loan Fund  
 France Vedder Loan  
 Francis R. Piper Loan Fund  
 Fred W. Swan Memorial Student Assistance Fund  
 George Berden Loan  
 Geraldine MacGregor Loan Fund  
 Gerrit Masselink Memorial Loan Fund  
 Graphic Art Loan Fund  
 Heinonen Memorial Loan  
 Helena Paris Loan Fund  
 Jay Oviatt Pharmacy Student Loan Fund  
 Kappa Alpha Psi Loan

Kenneth Spoerk Memorial Loan Fund  
 Kuhlman & Greene Memorial Loan  
 Labroff Business Assistance Loan  
 Lee Cookson Loan  
 Lithocrafters and Bookcrafters Loan Fund  
 Louis Fishman Loan  
 Louis Legg Loan  
 M. Louis Fishman Memorial Loan Fund  
 Max E. Smith Memorial Loan Fund  
 Michigan Pest Control Loan  
 MI Federation of Women's Clubs Student Loan  
 Nancy Ingall Memorial Loan Fund  
 Orville Plank Memorial Loan Fund  
 Pharmacy Alumni Loan  
 Pharmacy Emergency Loan  
 Ralston M. Wylie Student Loan Fund  
 Raymond and Vida Sines Memorial Fund  
 Raymond W. Starr Student Loan Fund  
 Regina L. Stevenson Holt Memorial Loan Fund  
 Richard Faber Loan  
 Robert and Gertrude Burns Memorial Loan Fund  
 Roger Allen Student Assistance Fund  
 Ronald M. Solomon Memorial Loan Fund  
 Special Loan Fund  
 Steve Bordano Memorial Loan Fund  
 Trippensee Memorial Loan  
 Vandercook Loan  
 Victor Spathelf Loan  
 Walter Armbruster Memorial Loan Fund  
 Walter H. Gillette Memorial Loan Fund  
 Whalen-Rex Endowed Scholarship  
 William C. Moore Memorial Loan Fund  
 William Lane Memorial Loan  
 William O. Wolfinger Memorial Loan Fund  
 Wolverine Club Student Loan Fund

# ENROLLMENT

## TOTAL HEADCOUNT ENROLLMENT

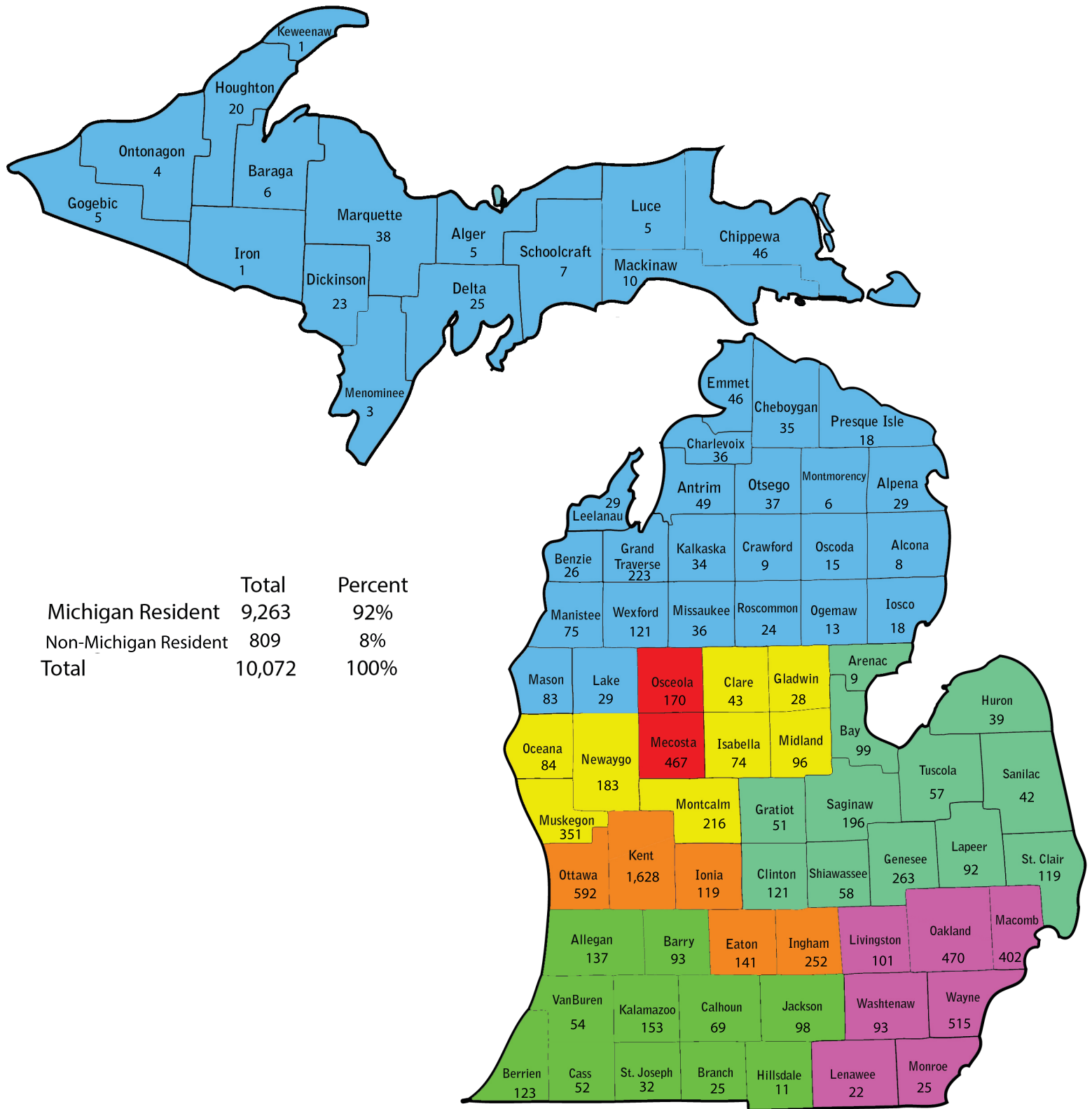


## FALL ENROLLMENT 1992 - 2022

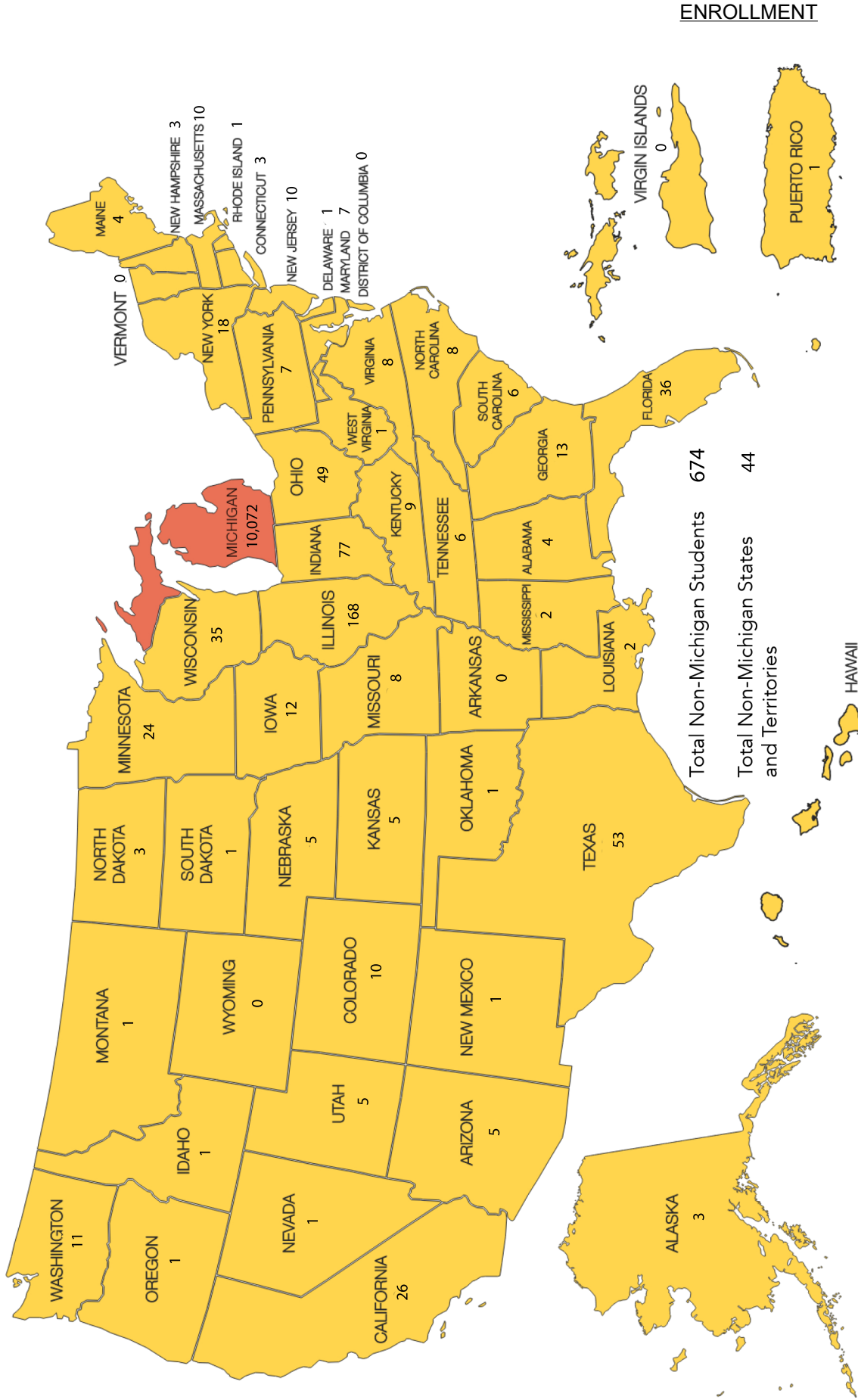
<b>1992</b>	12,134	<b>2007</b>	13,087
<b>1993</b>	11,188	<b>2008</b>	13,532
<b>1994</b>	10,258	<b>2009</b>	13,865
<b>1995</b>	9,767	<b>2010</b>	14,381
<b>1996</b>	9,495	<b>2011</b>	14,560
<b>1997</b>	9,468	<b>2012</b>	14,533
<b>1998</b>	9,651	<b>2013</b>	14,707
<b>1999</b>	9,668	<b>2014</b>	14,600
<b>2000</b>	9,847	<b>2015</b>	14,715
<b>2001</b>	10,930	<b>2016</b>	14,187
<b>2002</b>	11,074	<b>2017</b>	13,798
<b>2003</b>	11,822	<b>2018</b>	13,250
<b>2004</b>	11,803	<b>2019</b>	12,472
<b>2005</b>	12,540	<b>2020</b>	11,165
<b>2006</b>	12,575	<b>2021</b>	10,361
		<b>2022</b>	10,072

Source: Office of Institutional Research &amp; Testing

# FALL 2022 ENROLLMENT BY COUNTY



# FALL 2022 ENROLLMENT BY STATE



## ENROLLMENT

### FALL 2022 MICHIGAN ENROLLMENT BY COUNTY

Alcona	8	Lake	29
Alger	5	Lapeer	92
Allegan	137	Leelanau	29
Alpena	29	Lenawee	22
Antrim	49	Livingston	101
Arenac	9	Luce	5
Baraga	6	Mackinac	10
Barry	93	Macomb	402
Bay	99	Manistee	75
Benzie	26	Marquette	38
Berrien	123	Mason	83
Branch	25	Mecosta	467
Calhoun	69	Menominee	3
Cass	52	Midland	96
Charlevoix	36	Missaukee	36
Cheboygan	35	Monroe	25
Chippewa	46	Montcalm	216
Clare	43	Montmorency	6
Clinton	121	Muskegon	351
Crawford	9	Newaygo	183
Delta	25	Oakland	470
Dickinson	23	Oceana	84
Eaton	141	Ogemaw	13
Emmet	46	Ontonagon	4
Genesee	263	Osceola	170
Gladwin	28	Oscoda	15
Gogebic	5	Otsego	37
Grand Traverse	223	Ottawa	592
Gratiot	51	Presque Isle	18
Hillsdale	11	Roscommon	24
Houghton	20	Saginaw	196
Huron	39	Sanilac	42
Ingham	252	Schoolcraft	7
Ionia	119	Shiawassee	58
Iosco	18	St. Clair	119
Iron	1	St. Joseph	32
Isabella	74	Tuscola	57
Jackson	98	Van Buren	54
Kalamazoo	153	Washtenaw	93
Kalkaska	34	Wayne	515
Kent	1,628	Wexford	121
Keweenaw	1		
		<b>TOTAL</b>	<b>9,263</b>

Source: Office of Institutional Research & Testing

## FALL 2022 ENROLLMENT BY STATE &amp; BY COUNTRY

## NON-MICHIGAN STUDENTS BY STATE AND TERRITORIES

Alabama	4	Illinois	168	Nebraska	5	Rhode Island	1
Alaska	3	Indiana	77	Nevada	0	South Carolina	6
Arizona	5	Iowa	12	New Hampshire	3	South Dakota	0
Arkansas	0	Kansas	5	New Jersey	10	Tennessee	6
California	26	Kentucky	9	New Mexico	1	Texas	53
Colorado	10	Louisiana	2	New York	18	Utah	5
Connecticut	3	Maine	4	North Carolina	8	Vermont	0
Delaware	1	Maryland	7	North Dakota	3	Virginia	8
District of Columbia	0	Massachusetts	10	Ohio	49	Virgin Islands	0
Florida	36	Minnesota	24	Oklahoma	1	Washington	11
Georgia	13	Mississippi	2	Oregon	1	West Virginia	0
Hawaii	2	Missouri	8	Pennsylvania	7	Wisconsin	35
Idaho	1	Montana	1	Puerto Rico	1	Wyoming	0
						Unidentified	9
TOTAL							674
TOTAL STATES AND TERRITORIES							44

## INTERNATIONAL STUDENTS BY COUNTRY

<b><u>Africa</u></b>	<b><u>15</u></b>	India	11	Thailand	1
Botswana	2	Jordan	1	Vietnam	5
Ethiopia	7	Kazakhstan	1	<b><u>Europe</u></b>	<b><u>4</u></b>
Ghana	1	Kuwait	1	Czech Republic	1
Malawi	1	Mongolia	1	German Demo Repub	1
Malaysia	1	Nepal	2	Portugal	1
Nigeria	2	Pakistan	3	Sweden	1
Zimbabwe	1	Philippines	1	<b><u>North America</u></b>	<b><u>53</u></b>
<b><u>Asia</u></b>	<b><u>60</u></b>	Russia	1	Canada	50
Azerbaijan	1	Saudi Arabia	5	Mexico	3
Bahrain	2	South Korea	1	<b><u>South America</u></b>	<b><u>3</u></b>
Bangladesh	1	Qatar	1	Brazil	3
China	20	Taiwan	1		
TOTAL					135
TOTAL COUNTRIES					33

Source: Office of Institutional Research &amp; Testing

## 5-YEAR ENROLLMENT BY COLLEGE FALL SEMESTER

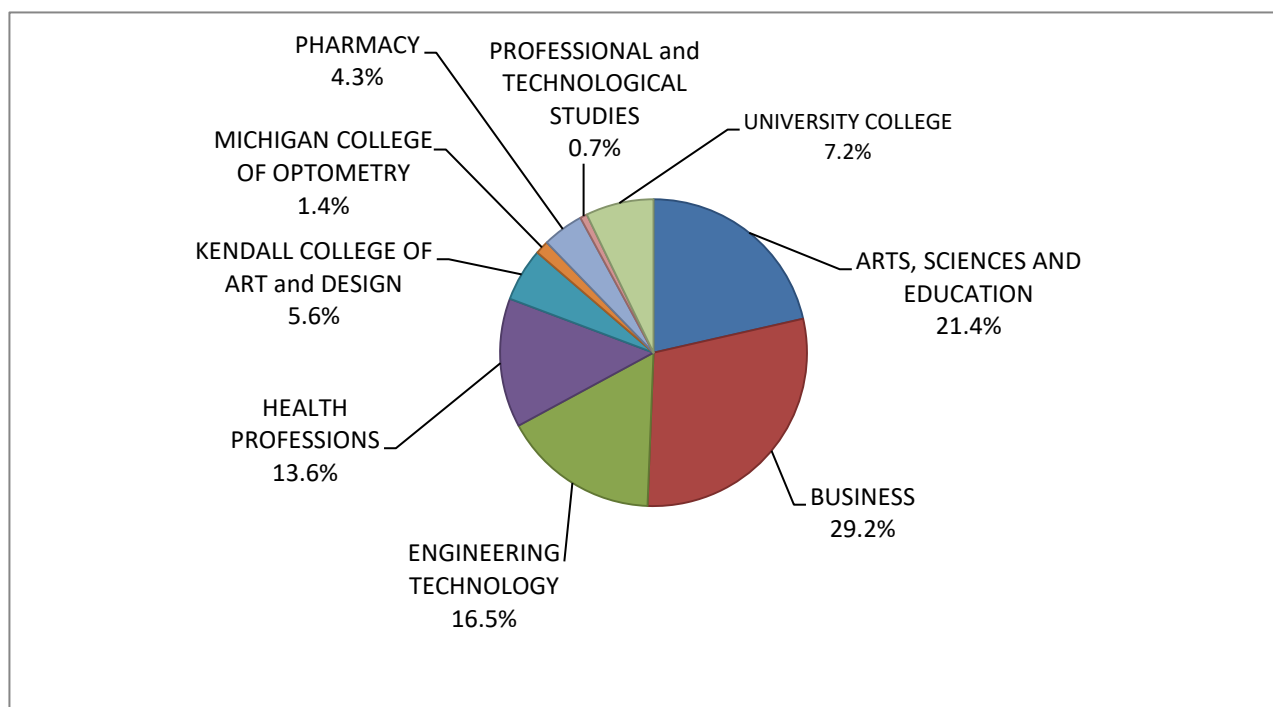
<b><u>COLLEGE</u></b>	<b><u>2018-19</u></b>	<b><u>2019-20</u></b>	<b><u>2020-21</u></b>	<b><u>2021-22</u></b>	<b><u>2022-23</u></b>
ARTS & SCIENCES	1,738	1,706	2,238		
ARTS, SCIENCES AND EDUCATION				2,162	2,160
BUSINESS	2,384	2,157	3,365	3,063	2,939
EDUCATION & HUMAN SERVICES *	2,121	2,052			
ENGINEERING TECHNOLOGY	2,096	2,024	1,852	1,733	1,660
HEALTH PROFESSIONS	1,828	1,707	1,531	1,434	1,371
KENDALL COLLEGE OF ART & DESIGN	1,011	875	721	630	565
MICHIGAN COLLEGE OF OPTOMETRY	148	146	145	146	144
PHARMACY	576	533	495	473	437
PROFESSIONAL & TECHNOLOGICAL STUDIES	121	90	103	77	75
UNIVERSITY COLLEGE	1,227	1,182	715	643	721
<b>TOTAL</b>	<b>13,250</b>	<b>12,472</b>	<b>11,165</b>	<b>10,361</b>	<b>10,072</b>

\*Effective Fall 2020, the College of Education & Human Services was closed.

Programs and students were moved to Arts, Sciences and Education and Business.

Source: Office of Institutional Research & Testing

### PERCENT OF STUDENTS BY COLLEGE FALL SEMESTER 2022

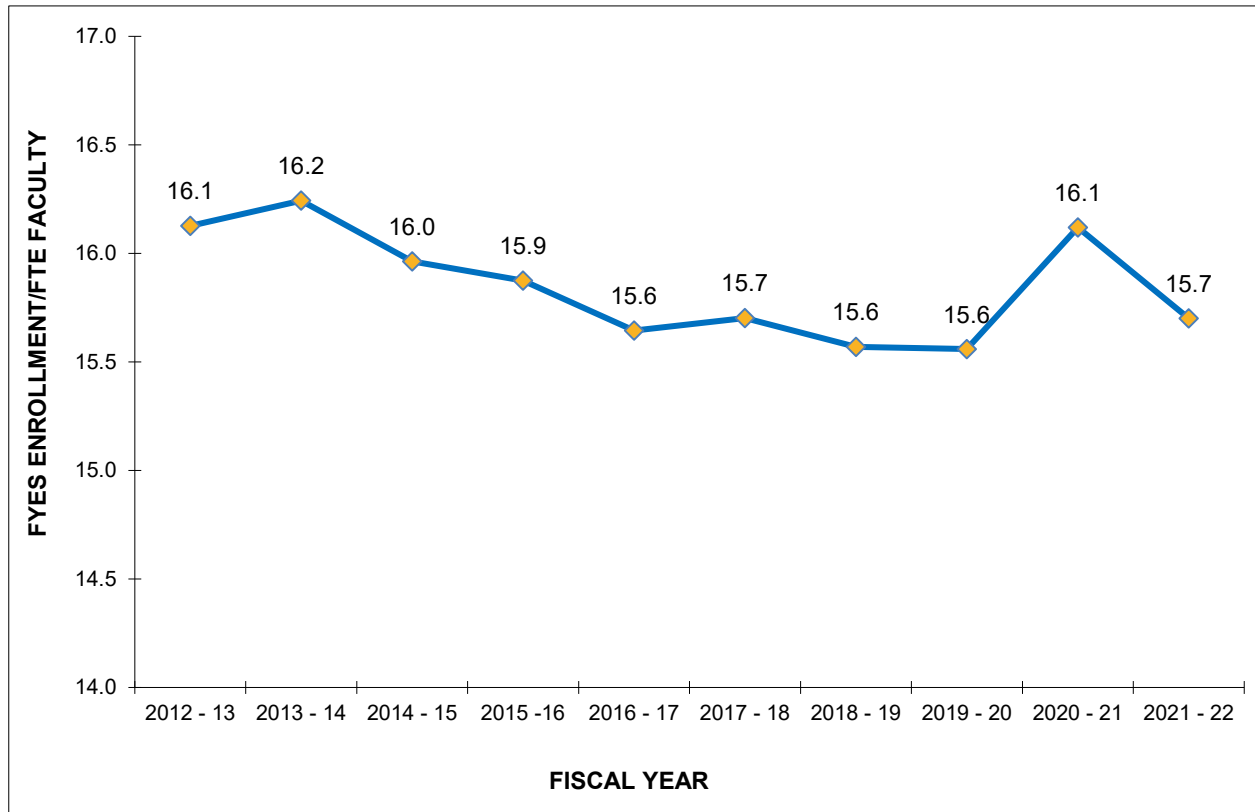


### STUDENT ENROLLMENT BY COLLEGE

ARTS, SCIENCES AND EDUCATION	2,160
BUSINESS	2,939
ENGINEERING TECHNOLOGY	1,660
HEALTH PROFESSIONS	1,371
KENDALL COLLEGE OF ART and DESIGN	565
MICHIGAN COLLEGE OF OPTOMETRY	144
PHARMACY	437
PROFESSIONAL and TECHNOLOGICAL STUDIES	75
UNIVERSITY COLLEGE	721
<b>TOTAL</b>	<b>10,072</b>

Source: Office of Institutional Research & Testing

**FULL-YEAR EQUATED STUDENT (FYES) ENROLLMENT PER  
FULL-TIME EQUATED (FTE) FACULTY  
2012 - 13 to 2021 - 22**



**STUDENT - FACULTY RATIO**

	<u>FYES</u>	<u>FTE</u>	<u>RATIO</u>
<b>2012 - 13</b>	12,204	756.73	16.1
<b>2013 - 14</b>	12,142	747.53	16.2
<b>2014 - 15</b>	12,131	759.96	16.0
<b>2015 - 16</b>	12,125	763.79	15.9
<b>2016 - 17</b>	11,636	743.76	15.6
<b>2017 - 18</b>	11,251	716.51	15.7
<b>2018 - 19</b>	10,758	690.98	15.6
<b>2019 - 20</b>	10,195	655.23	15.6
<b>2020 - 21</b>	9,294	576.56	16.1
<b>2021 - 22</b>	8,607	547.32	15.7

Source: State of Michigan HEIDI Database, Budget Office

## ENROLLMENT SUMMARY FALL 2022

	<u>FULL-TIME</u>		<u>PART-TIME</u>		<u>TOTAL</u>
UNDERGRADUATE STUDENTS	6,554	73%	2,446	27%	9,000
GRADUATE STUDENTS	123	30%	293	70%	416
GRADUATE PROFESSIONAL PRACTICE	571	98%	10	2%	581
DOCTORATE STUDENTS	74	99%	1	1%	75
ALL STUDENTS	7,322	73%	2,750	27%	10,072

	<u>MEN</u>		<u>WOMEN</u>		<u>TOTAL</u>
TOTAL FULL-TIME	3,369	46%	3,953	54%	7,322
TOTAL PART-TIME	1,152	42%	1,598	58%	2,750
TOTALS	4,521	45%	5,551	55%	10,072

	<u>FALL 2020</u>	<u>FALL 2021</u>	<u>FALL 2022</u>
FTIAC'S * (First Time In Any College)	1,544	1,410	1,749
DUAL ENROLLED CONTINUING	117	91	143
DUAL ENROLLED FTIAC	208	316	433
READMITS	313	347	280
TRANSFERS	897	840	795
GRAD/PROFESSIONAL ADMIT	278	248	283
CONTINUING	7,805	7,104	6,385
GUEST	3	5	4
TOTAL	11,165	10,361	10,072

<u>NEW FRESHMEN (FTIAC'S)</u>	<u>FALL 2020</u>	<u>FALL 2021</u>	<u>FALL 2022</u>
APPLIED (completed applications)	8,546	10,446	12,123
ADMITTED	7,051	8,855	10,672
ENROLLED	1,544	1,410	1,749
RATIO of ENROLLED to ADMITTED	0.22	0.16	0.16

	<u>FALL 2020</u>	<u>FALL 2021</u>	<u>FALL 2022</u>
TOTAL	11,165	10,361	10,072
ON-LINE	806	737	654
KENDALL	724	630	565
OFF-CAMPUS	1,445	1,221	1,031
BIG RAPIDS	8,190	7,773	7,822
IN RESIDENCE HALLS	2,314	2,448	2,340
IN APARTMENTS	423	430	436
IN SUITES	299	296	300
COMMUTERS	5,157	4,599	4,746

\* Includes all students, F-T, P-T, degree-seeking and non-degree-seeking.

Source: Office of Institutional Research & Testing

**Enrollment Summary by College  
On/Off/On-Line/Kendall & Gender**

College	Fall 2021			Fall 2022		
	Female	Male	Total	Female	Male	Total
<b>Arts, Sciences and Education</b>	<b>1,541</b>	<b>621</b>	<b>2,162</b>	<b>1,589</b>	<b>571</b>	<b>2,160</b>
On-Campus	1,268	580	1,848	1,331	534	1,865
Off-Campus	242	26	268	226	18	244
On-Line	31	15	46	32	19	51
<b>Business</b>	<b>1,361</b>	<b>1,702</b>	<b>3,063</b>	<b>1,261</b>	<b>1,678</b>	<b>2,939</b>
On-Campus	840	1,285	2,125	840	1,306	2,146
Off-Campus	397	311	708	298	266	564
On-Line	124	106	230	123	106	229
<b>Engineering Technology</b>	<b>214</b>	<b>1,519</b>	<b>1,733</b>	<b>209</b>	<b>1,451</b>	<b>1,660</b>
On-Campus	184	1,319	1,503	181	1,244	1,425
Off-Campus	25	124	149	23	123	146
On-Line	5	76	81	5	84	89
<b>Health Professions</b>	<b>1,254</b>	<b>180</b>	<b>1,434</b>	<b>1,221</b>	<b>150</b>	<b>1,371</b>
On-Campus	883	117	1,000	936	102	1,038
Off-Campus	38	16	54	34	14	48
On-Line	333	47	380	251	34	285
<b>Kendall College Of Art and Design</b>	<b>474</b>	<b>156</b>	<b>630</b>	<b>427</b>	<b>138</b>	<b>565</b>
Kendall	474	156	630	427	138	565
<b>Michigan College Of Optometry</b>	<b>97</b>	<b>49</b>	<b>146</b>	<b>99</b>	<b>45</b>	<b>144</b>
On-Campus	97	49	146	99	45	144
<b>Pharmacy</b>	<b>275</b>	<b>198</b>	<b>473</b>	<b>269</b>	<b>168</b>	<b>437</b>
On-Campus	275	198	473	269	168	437
<b>Professional &amp; Technological Studies</b>	<b>52</b>	<b>25</b>	<b>77</b>	<b>49</b>	<b>26</b>	<b>75</b>
On-Campus	24	11	35	29	17	46
Off-Campus	28	14	42	20	9	29
<b>University College</b>	<b>350</b>	<b>293</b>	<b>643</b>	<b>427</b>	<b>294</b>	<b>721</b>
On-Campus	350	293	643	427	294	721
<b>University Total</b>	<b>5,618</b>	<b>4,743</b>	<b>10,361</b>	<b>5,551</b>	<b>4,521</b>	<b>10,072</b>
On-Campus	3,921	3,852	7,773	4,112	3,710	7,822
Off-Campus	730	491	1,221	601	430	1,031
On-Line	493	244	737	411	243	654
Kendall	474	156	630	427	138	565

Source: Office of Institutional Research & Testing

## ENROLLMENT SUMMARY BY COLLEGE FALL 2022

### ARTS, SCIENCES AND EDUCATION

	<u>FULL-TIME</u>		<u>PART-TIME</u>		<u>TOTAL</u>
UNDERGRADUATE STUDENTS	1,674	83%	335	17%	2,009
GRADUATE STUDENTS	50	33%	101	67%	151
ALL STUDENTS	1,724	80%	436	20%	2,160

	<u>MEN</u>		<u>WOMEN</u>		<u>TOTAL</u>
TOTAL FULL-TIME	466	27%	1,258	73%	1,724
TOTAL PART-TIME	105	24%	331	76%	436
TOTALS	571	26%	1,589	74%	2,160

	<u>FALL 2020</u>	<u>FALL 2021</u>	<u>FALL 2022</u>
FTIAC'S * (First Time In Any College)		376	467
READMITS		74	65
TRANSFERS		195	241
CONTINUING		1,516	1,387
Dual Enrolled Continuing		0	0
GUEST		1	0
TOTAL		2,162	2,160

	<u>FALL 2020</u>	<u>FALL 2021</u>	<u>FALL 2022</u>
FRESHMEN			
APPLIED		2,825	4,365
ADMITTED		2,650	3,913

### BUSINESS

	<u>FULL-TIME</u>		<u>PART-TIME</u>		<u>TOTAL</u>
UNDERGRADUATE STUDENTS	2,049	72%	781	28%	2,830
GRADUATE STUDENTS	26	24%	83	76%	109
ALL STUDENTS	2,075	71%	864	29%	2,939

	<u>MEN</u>		<u>WOMEN</u>		<u>TOTAL</u>
TOTAL FULL-TIME	1,225	59%	850	41%	2,075
TOTAL PART-TIME	453	52%	411	48%	864
TOTALS	1,678	57%	1,261	43%	2,939

	<u>FALL 2020</u>	<u>FALL 2021</u>	<u>FALL 2022</u>
FTIAC'S * (First Time In Any College)	420	384	503
READMITS	121	118	99
TRANSFERS	413	348	320
CONTINUING	2,411	2,213	2,017
GUEST	0	0	0
TOTAL	3,365	3,063	2,939

	<u>FALL 2020</u>	<u>FALL 2021</u>	<u>FALL 2022</u>
FRESHMEN			
APPLIED	2,145	2,671	3,328
ADMITTED	1,798	2,259	2,917

\* Includes F-T and P-T FTIACS

Source: Office of Institutional Research & Testing

## ENROLLMENT SUMMARY BY COLLEGE FALL 2022

### ENGINEERING TECHNOLOGY

	<u>FULL-TIME</u>		<u>PART-TIME</u>		<u>TOTAL</u>
UNDERGRADUATE STUDENTS	1,315	79%	345	21%	1,660
ALL STUDENTS	1,315	79%	345	21%	1,660

	<u>MEN</u>		<u>WOMEN</u>		<u>TOTAL</u>
TOTAL FULL-TIME	1,143	87%	172	13%	1,315
TOTAL PART-TIME	308	89%	37	11%	345
TOTALS	1,451	87%	209	13%	1,660

	<u>FALL 2020</u>	<u>FALL 2021</u>	<u>FALL 2022</u>
FTIAC'S * (First Time In Any College)	262	261	302
READMITS	38	52	30
TRANSFERS	172	152	162
CONTINUING	1,380	1,268	1,166
GUEST	0	0	0
TOTAL	1,852	1,733	1,660

<u>FRESHMEN</u>	<u>FALL 2020</u>	<u>FALL 2021</u>	<u>FALL 2022</u>
APPLIED	921	1,147	1,202
ADMITTED	731	940	1,025

### HEALTH PROFESSIONS

	<u>FULL-TIME</u>		<u>PART-TIME</u>		<u>TOTAL</u>
UNDERGRADUATE STUDENTS	962	78%	278	22%	1,240
GRADUATE STUDENTS	28	21%	103	79%	131
ALL STUDENTS	990	72%	381	28%	1,371

	<u>MEN</u>		<u>WOMEN</u>		<u>TOTAL</u>
TOTAL FULL-TIME	103	10%	887	90%	990
TOTAL PART-TIME	47	12%	334	88%	381
TOTALS	150	11%	1,221	89%	1,371

	<u>FALL 2020</u>	<u>FALL 2021</u>	<u>FALL 2022</u>
FTIAC'S * (First Time In Any College)	159	188	289
READMITS	73	76	61
TRANSFERS	161	153	127
CONTINUING	1,138	1,017	894
GUEST	0	0	0
TOTAL	1,531	1,434	1,371

<u>FRESHMEN</u>	<u>FALL 2020</u>	<u>FALL 2021</u>	<u>FALL 2022</u>
APPLIED	1,105	1,500	2,029
ADMITTED	905	1,249	1,807

\* Includes F-T and P-T FTIACS

Source: Office of Institutional Research & Testing

# ENROLLMENT SUMMARY BY COLLEGE FALL 2022

## KENDALL COLLEGE OF ART and DESIGN

	<u>FULL-TIME</u>		<u>PART-TIME</u>		<u>TOTAL</u>
UNDERGRADUATE STUDENTS	399	74%	141	26%	540
GRADUATE STUDENTS	19	76%	6	24%	25
ALL STUDENTS	418	74%	147	26%	565

	<u>MEN</u>		<u>WOMEN</u>		<u>TOTAL</u>
TOTAL FULL-TIME	110	26%	308	74%	418
TOTAL PART-TIME	28	19%	119	81%	147
TOTALS	138	24%	427	76%	565

	<u>FALL 2020</u>	<u>FALL 2021</u>	<u>FALL 2022</u>
FTIAC'S * (First Time In Any College)	76	61	80
Dual Enrolled Continuing	20	9	10
Dual Enrolled FTIAC's	38	47	45
READMITS	18	15	12
TRANSFERS	62	65	64
CONTINUING	504	429	352
GUEST	3	4	2
TOTAL	721	630	565

<u>FRESHMEN</u>	<u>FALL 2020</u>	<u>FALL 2021</u>	<u>FALL 2022</u>
APPLIED	201	173	221
ADMITTED	145	118	168

\* Includes F-T and P-T FTIACS

Source: Office of Institutional Research & Testing

# ENROLLMENT SUMMARY BY COLLEGE FALL 2022

## MICHIGAN COLLEGE OF OPTOMETRY

	<u>FULL-TIME</u>		<u>PART-TIME</u>		<u>TOTAL</u>
GRADUATE PROFESSIONAL PRACTICE	144	100%	0	0%	144
ALL STUDENTS	144	100%	0	0%	144

	<u>MEN</u>		<u>WOMEN</u>		<u>TOTAL</u>
TOTAL FULL-TIME	45	31%	99	69%	144
TOTAL PART-TIME	0	0%	0	0%	0
TOTALS	45	31%	99	69%	144

	<u>FALL 2020</u>	<u>FALL 2021</u>	<u>FALL 2022</u>
TRANSFERS	36	37	38
CONTINUING	109	109	106
TOTAL	145	146	144

<u>PROFESSIONAL</u>	<u>FALL 2020</u>	<u>FALL 2021</u>	<u>FALL 2022</u>
APPLIED	194	189	247
ADMITTED <sup>1</sup>	75	88	87

## PHARMACY

	<u>FULL-TIME</u>		<u>PART-TIME</u>		<u>TOTAL</u>
GRADUATE PROFESSIONAL PRACTICE	427	98%	10	2%	437
ALL STUDENTS	427	98%	10	2%	437

	<u>MEN</u>		<u>WOMEN</u>		<u>TOTAL</u>
TOTAL FULL-TIME	163	38%	264	62%	427
TOTAL PART-TIME	5	50%	5	50%	10
TOTALS	168	38%	269	62%	437

	<u>FALL 2020</u>	<u>FALL 2021</u>	<u>FALL 2022</u>
READMITS	0	0	0
TRANSFERS	95	114	110
CONTINUING	400	359	327
GUEST	0	0	0
TOTAL	495	473	437

<u>PROFESSIONAL</u>	<u>FALL 2020</u>	<u>FALL 2021</u>	<u>FALL 2022</u>
APPLIED	223	307	272
ADMITTED <sup>2</sup>	149	217	209

\* Includes F-T and P-T FTIACS

<sup>1</sup> From Optomcas system

<sup>2</sup> From Pharmcas system

Source: Office of Institutional Research & Testing

# ENROLLMENT SUMMARY BY COLLEGE FALL 2022

## PROFESSIONAL & TECHNOLOGICAL STUDIES

	<u>FULL-TIME</u>		<u>PART-TIME</u>		<u>TOTAL</u>
DOCTORATE STUDENTS	74	99%	1	1%	75
ALL STUDENTS	74	99%	1	1%	75

	<u>MEN</u>		<u>WOMEN</u>		<u>TOTAL</u>
TOTAL FULL-TIME	26	35%	48	65%	74
TOTAL PART-TIME	0	1%	1	0%	1
TOTALS	26	35%	49	70%	75

	<u>FALL 2020</u>	<u>FALL 2021</u>	<u>FALL 2022</u>
FTIAC'S * (First Time In Any College)	0	0	0
READMITS	0	0	0
TRANSFERS	1	0	0
CONTINUING	102	77	75
GUEST	0	0	0
TOTAL	103	77	75

<u>FRESHMEN</u>	<u>FALL 2020</u>	<u>FALL 2021</u>	<u>FALL 2022</u>
APPLIED	n/a	n/a	n/a
ADMITTED	n/a	n/a	n/a

## UNIVERSITY COLLEGE

	<u>FULL-TIME</u>		<u>PART-TIME</u>		<u>TOTAL</u>
UNDERGRADUATE STUDENTS	155	21%	566	79%	721
ALL STUDENTS	155	21%	566	79%	721

	<u>MEN</u>		<u>WOMEN</u>		<u>TOTAL</u>
TOTAL FULL-TIME	88	57%	67	43%	155
TOTAL PART-TIME	206	36%	360	64%	566
TOTALS	294	41%	427	59%	721

	<u>FALL 2020</u>	<u>FALL 2021</u>	<u>FALL 2022</u>
FTIAC'S * (First Time In Any College)	244	140	108
Dual Enrolled Continuing	97	82	133
Dual Enrolled FTIAC's	170	269	388
READMITS	11	12	13
TRANSFERS	32	24	16
CONTINUING	161	116	61
GUEST	0	0	2
TOTAL	715	643	721

<u>FRESHMEN</u>	<u>FALL 2020</u>	<u>FALL 2021</u>	<u>FALL 2022</u>
APPLIED	1,859	1,884	977
ADMITTED	1,600	1,637	841

\* Includes F-T and P-T FTIACS

Source: Office of Institutional Research & Testing

## COMPARATIVE FALL ENROLLMENT REPORT BY COLLEGE

### Gender by Degree Level

	<u>WOMEN</u>	<u>MEN</u>	<u>2022 TOTAL</u>	<u>2021 TOTAL</u>
<b>ARTS, SCIENCES AND EDUCATION</b>	<b>1,589</b>	<b>571</b>	<b>2,160</b>	<b>2,162</b>
Associate Degree	428	159	587	587
Bachelor Degree	1,045	371	1,416	1,452
Master's Degree	93	34	127	110
Certificate - Graduate	2	0	2	
Certificate - Undergraduate	1	0	1	2
Non-Degree Seeking Undergraduate	5	0	5	4
Non-Degree Seeking Graduate	15	7	22	7
<b>BUSINESS</b>	<b>1,261</b>	<b>1,678</b>	<b>2,939</b>	<b>3,063</b>
Associate Degree	259	304	563	546
Bachelor Degree	940	1,315	2,255	2,389
Master's Degree	56	50	106	108
Certificate - Graduate	1	2	3	2
Certificate - Undergraduate	5	7	12	18
<b>ENGINEERING TECHNOLOGY</b>	<b>209</b>	<b>1,451</b>	<b>1,660</b>	<b>1,733</b>
Associate Degree	108	633	741	785
Bachelor Degree	100	813	913	943
Certificate	1	5	6	5
<b>HEALTH PROFESSIONS</b>	<b>1,221</b>	<b>150</b>	<b>1,371</b>	<b>1,434</b>
Associate Degree	576	45	621	567
Bachelor Degree	510	87	597	673
Master's Degree	119	11	130	158
Certificate - Undergraduate	15	7	22	35
Certificate- Graduate	1	0	1	1
<b>KENDALL</b>	<b>427</b>	<b>138</b>	<b>565</b>	<b>630</b>
Associate Degree	25	5	30	7
Bachelor Degree	337	116	453	532
Master's Degree	14	11	25	31
Non-Degree Seeking Undergraduate	51	6	57	60
<b>OPTOMETRY</b>	<b>99</b>	<b>45</b>	<b>144</b>	<b>146</b>
O.D. Degree	99	45	144	146
<b>PHARMACY</b>	<b>269</b>	<b>168</b>	<b>437</b>	<b>473</b>
Pharm. D. Degree	269	168	437	473
<b>PROFESSIONAL &amp; TECHNOLOGICAL STUDIES</b>	<b>49</b>	<b>26</b>	<b>75</b>	<b>77</b>
Ed.D. Degree	49	26	75	77
<b>UNIVERSITY COLLEGE</b>	<b>427</b>	<b>294</b>	<b>721</b>	<b>643</b>
Associate Degree	80	93	173	269
Non-Degree Seeking Undergraduate	347	201	548	374
<b>TOTAL UNIVERSITY</b>	<b>5,551</b>	<b>4,521</b>	<b>10,072</b>	<b>10,361</b>

Source: Office of Institutional Research & Testing

## ENROLLMENT BY COLLEGE & CLASS LEVEL

College	Fall 2020	Fall 2021	Fall 2022
<b>Arts &amp; Sciences*</b>			
Freshmen	497		
Sophomore	453		
Junior	457		
Senior	684		
Graduate	147		

<b>Arts, Sciences and Education</b>			
Freshmen		459	546
Sophomore		440	395
Junior		457	420
Senior		689	648
Graduate		117	151

<b>Business*</b>			
Freshmen	592	489	619
Sophomore	563	550	453
Junior	755	693	617
Senior	1,335	1,221	1,141
Graduate	120	110	109

<b>Engineering Technology</b>			
Freshmen	296	327	350
Sophomore	372	330	332
Junior	419	383	317
Senior	765	693	661

\*Effective Fall 2020, the College of Education and Human Services was Closed.  
Programs and students were moved to the Colleges of Arts and Sciences and Business.

## ENROLLMENT BY COLLEGE & CLASS LEVEL

College	Fall 2020	Fall 2021	Fall 2022
<b>Health Professions</b>			
Freshmen	247	259	352
Sophomore	292	277	225
Junior	263	263	243
Senior	550	476	420
Graduate	179	159	131
<b>Kendall College Of Art and Design</b>			
Freshmen	173	146	179
Sophomore	116	120	79
Junior	157	129	113
Senior	228	204	169
Graduate	47	31	25
<b>Michigan College Of Optometry</b>			
Graduate Professional Practice	145	146	144
<b>Pharmacy</b>			
Graduate Professional Practice	495	473	437
<b>Professional &amp; Technological Studies</b>			
Doctorate	103	77	75
<b>University College</b>			
Freshmen	594	584	668
Sophomore	104	50	43
Junior	8	3	3
Senior	9	6	7
<b>University Total</b>			
Freshmen	2,399	2,264	2,714
Sophomore	1,900	1,767	1,527
Junior	2,059	1,928	1,713
Senior	3,571	3,289	3,046
Graduate	493	417	416
Graduate Professional Practice	640	619	581
Doctorate	103	77	75

Source: Office of Institutional Research &amp; Testing

**Ferris State University - Student Enrollment**  
**Degree and Non-Degree Seeking**  
**Fall 2018 - Fall 2022**

	<u>Headcount</u>	<u>FTIAC</u>	<u>Transfer</u>	<u>FTE</u>
<b>Fall 2022</b>				
Degree Seeking	9,440	1,741	1,060	7,656
Non-Degree Seeking	632	8	18	165
<b>Total</b>	<b>10,072</b>	<b>1,749</b>	<b>1,078</b>	<b>7,821</b>

<b>Fall 2021</b>				
Degree Seeking	9,916	1,402	1,084	7,880
Non-Degree Seeking	445	8	4	108
<b>Total</b>	<b>10,361</b>	<b>1,410</b>	<b>1,088</b>	<b>7,988</b>

<b>Fall 2020</b>				
Degree Seeking	10,802	1,543	1,172	8,583
Non-Degree Seeking	363	1	3	89
<b>Total</b>	<b>11,165</b>	<b>1,544</b>	<b>1,175</b>	<b>8,672</b>

<b>Fall 2019</b>				
Degree Seeking	11,671	1,892	1,425	9,307
Non-Degree Seeking	801	5	22	202
<b>Total</b>	<b>12,472</b>	<b>1,897</b>	<b>1,447</b>	<b>9,509</b>

<b>Fall 2018</b>				
Degree Seeking	12,351	1,881	1,518	9,774
Non-Degree Seeking	899	0	19	246
<b>Total</b>	<b>13,250</b>	<b>1,881</b>	<b>1,537</b>	<b>10,020</b>

**HEADCOUNT ENROLLMENT**  
**By Student Level Full-Time and Part-Time**  
**On/Off/On-Line/Kendall & Gender**  
**FALL 2022**

	<u>FULL-TIME</u>		<u>PART-TIME</u>		<u>TOTAL</u>
<b>UNDERGRADUATE STUDENTS</b>	6,554	73%	2,446	27%	9,000
On-Campus	5,815	83%	1,211	17%	7,026
Off-Campus	232	24%	735	76%	967
On-Line	108	23%	359	77%	467
Kendall	399	74%	141	26%	540
Female	3,456	72%	1,377	28%	4,833
Male	3,098	74%	1,069	26%	4,167

<b>GRADUATE STUDENTS</b>	123	30%	293	70%	416
On-Campus	44	26%	125	74%	169
Off-Campus	18	51%	17	49%	35
On-Line	42	22%	145	78%	187
Kendall	19	76%	6	24%	25
Female	86	29%	215	71%	301
Male	37	32%	78	68%	115

<b>GRADUATE PROFESSIONAL PRACTICE</b>	571	98%	10	2%	581
On-Campus	571	98%	10	2%	581
Off-Campus	0	0%	0	0%	0
On-Line	0	0%	0	0%	0
Kendall	0	0%	0	0%	0
Female	363	99%	5	1%	368
Male	208	98%	5	2%	213

<b>DOCTORATE STUDENTS</b>	74	99%	1	1%	75
On-Campus	46	100%	0	0%	46
Off-Campus	28	97%	1	3%	29
On-Line	0	0%	0	0%	0
Kendall	0	0%	0	0%	0
Female	48	98%	1	2%	49
Male	26	100%	0	0%	26

<b>ALL STUDENTS</b>	7,322	73%	2,750	27%	10,072
On-Campus	6,476	83%	1,346	17%	7,822
Off-Campus	278	27%	753	73%	1,031
On-Line	150	23%	504	77%	654
Kendall	418	74%	147	26%	565
Female	3,953	71%	1,598	29%	5,551
Male	3,369	75%	1,152	25%	4,521

Source: Office of Institutional Research &amp; Testing

**FTE Enrollment**  
**By Student Level Full-Time and Part-Time**  
**On/Off/On-Line/Kendall & Gender**  
**FALL 2022**

<u>*FTE (Full-Time Equivalency)</u>	<u>FULL-TIME</u>		<u>PART-TIME</u>		<u>TOTAL</u>
<b>UNDERGRADUATE STUDENTS</b>	6,018.10	86.65%	927.47	13.35%	6,945.57
<b>On-Campus</b>	5,382.93	92.33%	447.27	7.67%	5,830.20
<b>Off-Campus</b>	198.47	40.08%	296.73	59.92%	495.20
<b>On-Line</b>	96.33	42.00%	133.00	58.00%	229.33
<b>Kendall</b>	340.37	87.09%	50.47	12.91%	390.84
<b>Female</b>	3,122.30	85.55%	527.47	14.45%	3,649.77
<b>Male</b>	2,895.80	87.86%	400.00	12.14%	3,295.80
<b>GRADUATE STUDENTS</b>	114.42	49.50%	116.74	50.50%	231.16
<b>On-Campus</b>	44.75	47.69%	49.08	52.31%	93.83
<b>Off-Campus</b>	17.67	66.68%	8.83	33.32%	26.50
<b>On-Line</b>	32.50	36.59%	56.33	63.41%	88.83
<b>Kendall</b>	19.50	88.64%	2.50	11.36%	22.00
<b>Female</b>	79.92	48.14%	86.08	51.86%	166.00
<b>Male</b>	34.50	52.94%	30.67	47.06%	65.17
<b>GRADUATE PROFESSIONAL PRACTICE</b>	571.00	98.28%	10.00	1.72%	581.00
<b>On-Campus</b>	571.00	98.28%	10.00	1.72%	581.00
<b>Off-Campus</b>	0.00	0.00%	0.00	0.00%	0.00
<b>On-Line</b>	0.00	0.00%	0.00	0.00%	0.00
<b>Kendall</b>	0.00	0.00%	0.00	0.00%	0.00
<b>Female</b>	363.00	98.64%	5.00	1.36%	368.00
<b>Male</b>	208.00	97.65%	5.00	2.35%	213.00
<b>DOCTORATE STUDENTS</b>	62.63	99.40%	0.38	0.60%	63.01
<b>On-Campus</b>	40.25	100.00%	0.00	0.00%	40.25
<b>Off-Campus</b>	22.38	98.33%	0.38	1.67%	22.76
<b>On-Line</b>	0.00	0.00%	0.00	0.00%	0.00
<b>Kendall</b>	0.00	0.00%	0.00	0.00%	0.00
<b>Female</b>	40.50	99.07%	0.38	0.93%	40.88
<b>Male</b>	22.13	100.00%	0.00	0.00%	22.13
<b>ALL STUDENTS</b>	6,766.15	86.52%	1,054.59	13.48%	7,820.74
<b>On-Campus</b>	6,038.93	92.26%	506.35	7.74%	6,545.28
<b>Off-Campus</b>	238.52	43.81%	305.94	56.19%	544.46
<b>On-Line</b>	128.83	40.49%	189.33	59.51%	318.16
<b>Kendall</b>	359.87	87.17%	52.97	12.83%	412.84
<b>Female</b>	3,605.72	85.35%	618.93	14.65%	4,224.65
<b>Male</b>	3,160.43	87.88%	435.67	12.12%	3,596.10

\*Undergrad SCH's ÷ 15, Grad SCH's ÷ 12, Prof Practice = Headcount, Doctorate SCH's ÷ 8 ( State HEIDI Definition )

In calculating FTE, the whole may not equal the sum of the parts due to rounding.

Source: Office of Institutional Research & Testing

## COMPARATIVE FALL ENROLLMENT & STUDENT CREDIT HOUR (SCH) PRODUCTION BY SITE

Student Headcount				Student Credit Hours			
<i>Headcount based on where student enrolled</i>				<i>SCH based on Course Credit Production</i>			
Student Site				Course Section			
<u>Code</u>	<u>Site</u>	<u>Fall 2021</u>	<u>Fall 2022</u>	<u>Code</u>	<u>Site</u>	<u>Fall 2021</u>	<u>Fall 2022</u>
AG	Grand Rapids	451	393	AG	Grand Rapids	2,135	1,970
DL	Lone Star College	19	29	DL	Lone Star College	114	196
EA	Auburn Hills	30	39	EA	Auburn Hills	27	0
EF	Flint	70	56	EF	Flint	84	96
EL	Lansing	103	75	EL	Lansing	0	0
EM	Midland/Bay/Saginaw	81	54	EM	Midland/Bay/Saginaw	48	48
EP	Port Huron	28	22	EP	Port Huron	0	0
ER	Warren	41	50	ER	Warren	33	0
EU	Utica/Clinton Township	22	22	EU	Utica/Clinton Township	0	0
EV	Livonia	67	27	EV	Livonia	227	24
EW	Harper Woods	28	29	EW	Wayne/Harper Woods	0	0
K	Kendall	631	565	K	Kendall	6,699	6,082
M	Main Big Rapids	7,388	7,256	M	Main Big Rapids	82,550	77,577
MB	Big Rapids/EIO	384	566	MB	Big Rapids/EIO	26,400	29,302
MG	Sidney	0	1	MG	Sidney	0	0
MX	Concurrent Enrollment	0	0	MX	Concurrent Enrollment	510	990
NA	Alpena	1	0	NA	Alpena	0	0
NP	Petoskey	0	1	NP	Petoskey	0	0
NS	Scottville	21	11	NS	Scottville	12	0
NT	Traverse City	142	124	NT	Traverse City	372	367
OL	Online	737	654	OL	Online	0	0
OS	Study Away	0	0	OS	Study Away	0	34.5
WB	Benton Harbor	4	2	WB	Benton Harbor	0	0
WD	Dowagiac	94	71	WD	Dowagiac	75	36
WJ	Jackson	0	1	WJ	Jackson	0	0
WK	Kalamazoo	0	1	WK	Kalamazoo	0	0
WM	Muskegon	19	23	WM	Muskegon	0	0
<b>TOTAL</b>		<b>10,361</b>	<b>10,072</b>	<b>TOTAL</b>		<b>119,286</b>	<b>116,723</b>

Source: Office of Institutional Research & Testing

## STUDENT CREDIT HOURS BY COLLEGE

ENROLLMENT

College	Fall 2018	Fall 2019	Fall 2020	Fall 2021	Fall 2022
<b>Arts &amp; Sciences</b>	<b>55,818</b>	<b>54,647</b>	<b>51,324</b>		
On-Campus	49,711	48,742	19,380		
Off-Campus	1,162	1,189	666		
Internet	4,945	4,716	31,278		
<b>Arts, Sciences and Education</b>				<b>49,290</b>	<b>48,981</b>
On-Campus				37,927	35,153
Off-Campus				838	955
Internet				10,525	12,873
<b>Business</b>	<b>22,370</b>	<b>20,861</b>	<b>29,541</b>	<b>26,168</b>	<b>25,382</b>
On-Campus	16,634	15,473	9,219	15,651	14,820
Off-Campus	1,230	864	480	846	534
Internet	4,506	4,524	19,842	9,671	10,028
<b>Education &amp; Human Services</b>	<b>14,017</b>	<b>13,396</b>			
On-Campus	8,111	7,926			
Off-Campus	5,743	4,809			
Internet	163	661			
<b>Engineering Technology</b>	<b>18,438</b>	<b>17,616</b>	<b>16,226</b>	<b>14,903</b>	<b>14,462</b>
On-Campus	16,391	15,743	12,764	13,539	13,195
Off-Campus	1,243	1,242	451	586	353
Internet	804	631	3,011	778	914
<b>Health Professions</b>	<b>12,612</b>	<b>11,421</b>	<b>10,838</b>	<b>9,653</b>	<b>9,139</b>
On-Campus	6,602	5,765	3,197	4,409	4,577
Off-Campus	511	465	265	336	391
Internet	5,499	5,191	7,376	4,908	4,171
<b>Kendall College Of Art and Design</b>	<b>10,548</b>	<b>9,063</b>	<b>7,751</b>	<b>6,683</b>	<b>6,082</b>
Kendall	10,548	9,063	7,751	6,683	6,082
<b>Michigan College Of Optometry</b>	<b>2,330</b>	<b>2,296</b>	<b>2,252</b>	<b>2,288</b>	<b>2,252</b>
On-Campus	2,294	2,261	2,180	2,252	2,215
Off-Campus	0	0	0	0	0
Internet	36	35	72	36	37
<b>Pharmacy</b>	<b>8,447</b>	<b>8,059</b>	<b>7,744</b>	<b>7,259</b>	<b>6,691</b>
On-Campus	8,447	8,021	6,501	7,219	6,631
Internet	0	38	1,243	40	60
<b>Professional &amp; Technological Studies</b>	<b>944</b>	<b>744</b>	<b>700</b>	<b>515</b>	<b>504</b>
On-Campus	105	123	0	0	0
Off-Campus	839	621	700	515	504
<b>University College</b>	<b>3,464</b>	<b>3,672</b>	<b>2,959</b>	<b>2,527</b>	<b>3,230</b>
On-Campus	3,042	3,272	239	2,169	3,165
Off-Campus	183	215	0	6	0
Internet	239	185	2,720	352	65
<b>University Total</b>	<b>148,988</b>	<b>141,775</b>	<b>129,335</b>	<b>119,286</b>	<b>116,723</b>
On-Campus	111,337	107,326	53,480	83,166	79,756
Off-Campus	10,911	9,405	2,562	3,127	2,737
Internet	16,192	15,981	65,542	26,310	28,148
Kendall	10,548	9,063	7,751	6,683	6,082

Note: SCH based on course section

Source: Office of Institutional Research &amp; Testing

## SCH/FTE/FYES

### Student Credit Hours (SCH) Produced By Student Level

Fall Semester	Undergraduate	Graduate	Professional Practice	Doctorate	Total
2018	133,598	3,412	11,139	839	148,988
2019	126,973	3,457	10,724	621	141,775
2020	114,818	3,479	10,338	700	129,335
2021	106,122	2,762	9,887	515	119,286
2022	104,184	2,774	9,261	504	116,723

### Full-Time Equated Student (FTE) By Student Level

Fall Semester	Undergraduate	Graduate	Professional Practice	Doctorate	Total
2018	8,907	284	724	105	10,020
2019	8,465	288	679	78	9,510
2020	7,655	290	640	87	8,672
2021	7,075	230	619	64	7,988
2022	6,946	231	581	63	7,821

Source: Office of Institutional Research and Testing

### Full-Year Equated Student (FYES)

Academic Year	FYES	Academic Year	FYES
2012/13	12,204	2017/18	11,251
2013/14	12,142	2018/19	10,758
2014/15	12,131	2019/20	10,195
2015/16	12,125	2020/21	9,294
2016/17	11,636	2021/22	8,607

Source: State of Michigan HEIDI Database, Appendix A, Budget Office

## STUDENT CREDIT HOURS

## Student Credit Hours (SCH) Produced By Campus

<u>STUDENT CREDIT HOURS</u>	<u>Fall 2020*</u>	<u>Fall 2021*</u>	<u>Fall 2022</u>	<u>% Difference Fall 21 to Fall 22</u>
BIG RAPIDS	53,480	83,166	79,756	-4%
KENDALL	7,751	6,683	6,082	-9%
OFF-CAMPUS	2,562	3,127	2,737	-12%
ON-LINE	65,542	26,310	28,148	7%
TOTAL	129,335	119,286	116,723	-2%

Source: Office of Institutional Research and Testing

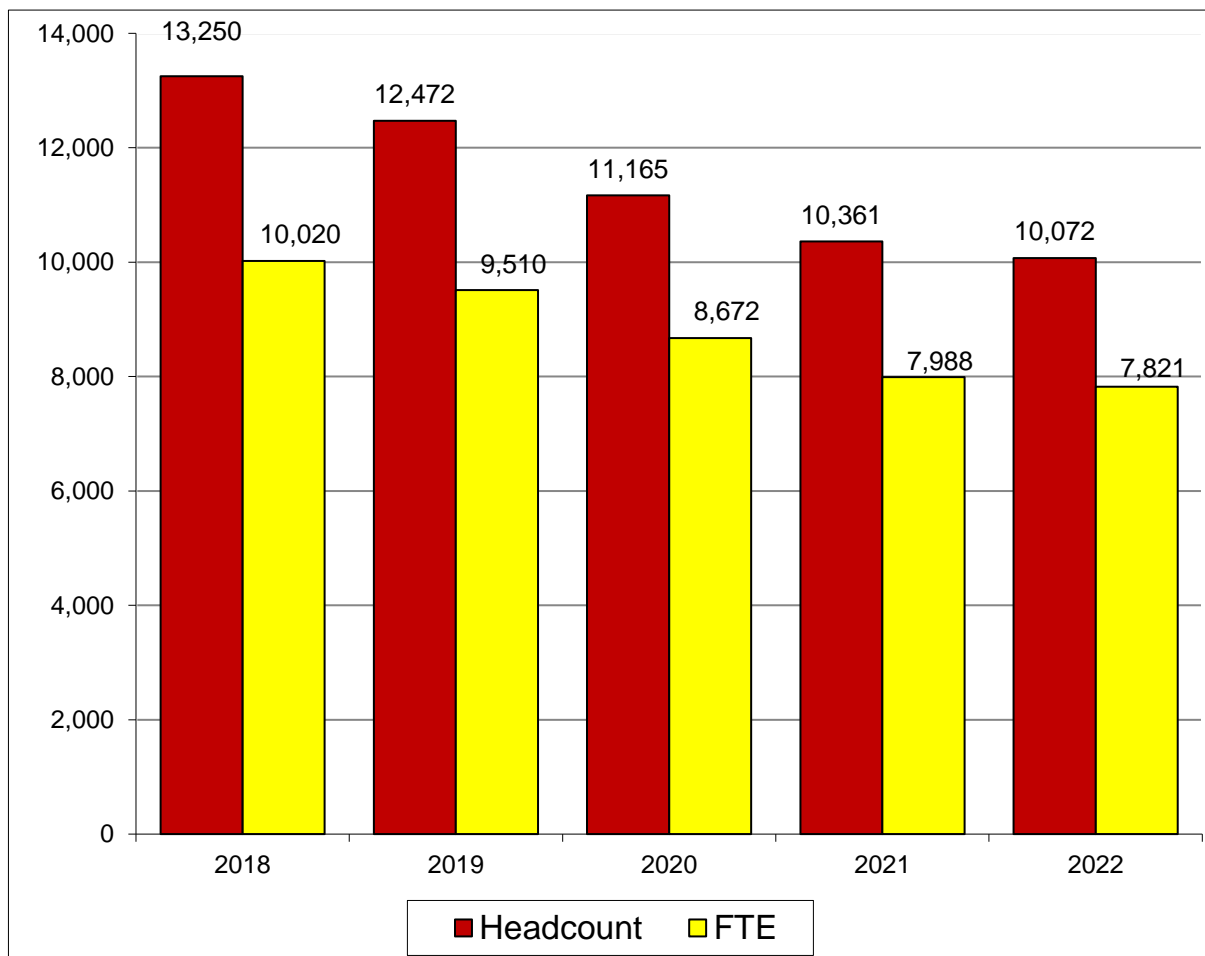
Student Credit Hours (SCH) Produced By Degree Level  
Full-Time/Part-Time

<u>CREDIT HOURS</u>	<u>Fall 2020</u>	<u>Fall 2021</u>	<u>Fall 2022</u>	<u>% Difference Fall 21 to Fall 22</u>
FULL-TIME UNDERGRADUATE	98,165.5	90,319.0	90,271.5	0%
PART-TIME UNDERGRADUATE	16,652	15,803	13,912	-12%
TOTAL UNDERGRADUATE	114,817.5	106,122.0	104,183.5	-2%
FULL-TIME GRADUATE	1,881	1,248	1,373	10%
PART-TIME GRADUATE	1,598	1,514	1,401	-7%
TOTAL GRADUATE	3,479	2,762	2,774	0%
FULL-TIME PROFESSIONAL PRACTICE	10,305.5	9,831.0	9,199.5	-6%
PART-TIME PROFESSIONAL PRACTICE	32.5	56.0	61.5	10%
TOTAL PROFESSIONAL PRACTICE	10,338	9,887	9,261	-6%
FULL-TIME DOCTORATE	689	497	501	1%
PART-TIME DOCTORATE	11	18	3	-83%
TOTAL DOCTORATE	700	515	504	-2%
TOTAL SCH'S	129,335	119,286	116,723	-2%

\*The increase in (Big Rapids) and decrease (On-line) in SCH's is due to course coding changes with the university's response to COVID-19.

Source: Office of Institutional Research and Testing

## TOTAL FALL STUDENT HEADCOUNT COMPARED TO STUDENT FTE



<u>Fall Semester</u>	<u>Student Headcount</u>	<u>Student FTE</u>
2018	13,250	10,020
2019	12,472	9,510
2020	11,165	8,672
2021	10,361	7,988
2022	10,072	7,821

Source: Office of Institutional Research & Testing

## COMPARATIVE FALL ENROLLMENT BY RACE/ETHNIC ORIGIN

	2021 TOTAL		2022 TOTAL		DIFFERENCE
AMERICAN INDIAN OR ALASKAN NATIVE	52	1%	75	1%	23
ASIAN	177	2%	178	2%	1
BLACK OR AFRICAN AMERICAN	818	8%	874	9%	56
HISPANIC OR LATINO	648	6%	647	6%	-1
INTERNATIONAL	145	1%	135	1%	-10
NATIVE HAWAIIAN OR PACIFIC ISLANDER	5	0%	9	0%	4
TWO OR MORE RACES	385	4%	312	3%	-73
WHITE	7,713	74%	7,444	74%	-269
UNREPORTED	418	4%	398	4%	-20
<b>TOTAL</b>	<b>10,361</b>		<b>10,072</b>		<b>-289</b>

The following definitions are used in determining racial/ethnic designations.

**American Indian or Alaskan Native:**

A person having origins in any of the original peoples of North and South America (including Central America), and who maintains cultural identification through tribal affiliation or community attachment.

**Asian:**

A person having origins in any of the original peoples of the Far East, Southeast Asia, or the Indian Subcontinent including, for example, Cambodia, China, India, Japan, Korea, Malaysia, Pakistan, the Philippine Islands, Thailand, and Vietnam.

**Black or African American:**

A person having origins in any of the black racial groups of Africa.

**Hispanic or Latino:**

A person of Cuban, Mexican, Puerto Rican, Central or South American, or other Spanish culture or origin, regardless of race.

**International:**

A person who is not a citizen of the United States, and who is in this country on a temporary basis and does not have a right to remain indefinitely.

**Native Hawaiian or Pacific Islander:**

A person having origins in any of the original peoples of Hawaii, Guam, Samoa, or other Pacific Island.

**White:**

A person having origins in any of the original peoples of Europe, the Middle East, or North Africa.

Source: Office of Institutional Research & Testing

## ENROLLMENT

### ETHNIC DISTRIBUTION BY COLLEGE FALL 2022

<u>COLLEGE</u>	American Indian/ Native Alaskan	Asian	Black or African American	Hispanic or Latino	Int'l.	Native Hawaiian or Pacific Islander	Two or More Races	White	Un- reported	Total
<u>Arts, Sciences and Ed</u>										
Female	11	19	157	94	6	1	55	1,220	26	1,589
Male	4	12	83	30	8	1	24	402	7	571
<b>Total</b>	<b>15</b>	<b>31</b>	<b>240</b>	<b>124</b>	<b>14</b>	<b>2</b>	<b>79</b>	<b>1,622</b>	<b>33</b>	<b>2,160</b>
<u>Business</u>										
Female	14	24	187	98	11	0	46	852	29	1,261
Male	13	21	153	95	31	0	49	1,289	27	1,678
<b>Total</b>	<b>27</b>	<b>45</b>	<b>340</b>	<b>193</b>	<b>42</b>	<b>0</b>	<b>95</b>	<b>2,141</b>	<b>56</b>	<b>2,939</b>
<u>Engineering Tech</u>										
Female	3	2	11	13	4	0	3	168	5	209
Male	8	17	36	80	21	2	26	1,225	36	1,451
<b>Total</b>	<b>11</b>	<b>19</b>	<b>47</b>	<b>93</b>	<b>25</b>	<b>2</b>	<b>29</b>	<b>1,393</b>	<b>41</b>	<b>1,660</b>
<u>Health Professions</u>										
Female	12	19	88	85	7	2	44	943	21	1,221
Male	2	4	17	20	2	0	6	97	2	150
<b>Total</b>	<b>14</b>	<b>23</b>	<b>105</b>	<b>105</b>	<b>9</b>	<b>2</b>	<b>50</b>	<b>1,040</b>	<b>23</b>	<b>1,371</b>
<u>Kendall</u>										
Female	0	14	11	44	11	0	28	295	24	427
Male	2	3	10	13	4	0	5	100	1	138
<b>Total</b>	<b>2</b>	<b>17</b>	<b>21</b>	<b>57</b>	<b>15</b>	<b>0</b>	<b>33</b>	<b>395</b>	<b>25</b>	<b>565</b>
<u>Optometry</u>										
Female	0	0	0	2	17	0	1	35	44	99
Male	0	0	0	2	3	0	2	17	21	45
<b>Total</b>	<b>0</b>	<b>0</b>	<b>0</b>	<b>4</b>	<b>20</b>	<b>0</b>	<b>3</b>	<b>52</b>	<b>65</b>	<b>144</b>
<u>Pharmacy</u>										
Female	1	16	5	9	6	0	4	149	79	269
Male	0	10	1	7	3	0	6	94	47	168
<b>Total</b>	<b>1</b>	<b>26</b>	<b>6</b>	<b>16</b>	<b>9</b>	<b>0</b>	<b>10</b>	<b>243</b>	<b>126</b>	<b>437</b>
<u>Professional &amp; Tech Studies</u>										
Female	0	3	20	5	0	0	0	20	1	49
Male	0	0	5	6	0	1	0	14	0	26
<b>Total</b>	<b>0</b>	<b>3</b>	<b>25</b>	<b>11</b>	<b>0</b>	<b>1</b>	<b>0</b>	<b>34</b>	<b>1</b>	<b>75</b>
<u>University College</u>										
Female	4	9	56	23	1	0	9	314	11	427
Male	1	5	34	21	0	2	4	210	17	294
<b>Total</b>	<b>5</b>	<b>14</b>	<b>90</b>	<b>44</b>	<b>1</b>	<b>2</b>	<b>13</b>	<b>524</b>	<b>28</b>	<b>721</b>
<u>University Totals</u>										
Total Female	45	106	535	373	63	3	190	3,996	240	5,551
Total Male	30	72	339	274	72	6	122	3,448	158	4,521
<b>Total</b>	<b>75</b>	<b>178</b>	<b>874</b>	<b>647</b>	<b>135</b>	<b>9</b>	<b>312</b>	<b>7,444</b>	<b>398</b>	<b>10,072</b>

Effective Fall 2020, the College of Education & Human Services was closed.  
Programs and students were moved to the Colleges of Arts and Sciences and Business.

Source: Office of Institutional Research & Testing

## FALL ENROLLMENT BY PROGRAM

ARTS & SCIENCES	2019/20			2020/21			2021/22			2022/23		
	ON	OFF	OL	ON	OFF	OL	ON	OFF	OL	ON	OFF	OL
<b>*COLLEGE OF ARTS &amp; SCIENCES</b>												
Integrative Studies BIS	0			0								
Integrative Studies BS	80	1	30	55	1	30						
Integrative Studies AA	31			21		2						
Undeclared	2			5								
<b>PROGRAM LOCATION TOTAL</b>	<b>113</b>	<b>1</b>	<b>30</b>	<b>81</b>	<b>1</b>	<b>32</b>	<b>0</b>	<b>0</b>	<b>0</b>	<b>0</b>	<b>0</b>	<b>0</b>
<b>DEPARTMENT TOTAL</b>	<b>144</b>			<b>114</b>			<b>0</b>			<b>0</b>		

<b>BIOLOGY</b>												
Biology BS	47			33								
Biology/Environmental Biology BS	39			35								
Biology/Forensic Biology BS	33			35								
Biology/Pre-Dentistry BS	23			20								
Biology/Pre-Medicine BS	68			74								
Biology/Pre-Optometry BS	75			80								
Biology/Pre-Pharmacy BS	20			11								
Biology/Pre-Veterinary Medicine BS	31			28								
Biology/Pre-Physician Assnt. BS	0			2								
Biotechnology BS	30			29								
Pre-Physical Therapy BS	26			26								
Pre-Science AS	132			119								
<b>PROGRAM LOCATION TOTAL</b>	<b>524</b>	<b>0</b>	<b>0</b>	<b>492</b>	<b>0</b>	<b>0</b>	<b>0</b>	<b>0</b>	<b>0</b>	<b>0</b>	<b>0</b>	<b>0</b>
<b>DEPARTMENT TOTAL</b>	<b>524</b>			<b>492</b>			<b>0</b>			<b>0</b>		

<b>ENGLISH, LITERATURE &amp; WORLD LANGUAGES</b>												
English BA	22			18								
Journalism & Technical Communication BS	18			20								
Liberal Arts AA	44			49								
Pre-Arts AA	2			0								
Spanish for the Professions BS	8			8								
Technical & Professional Communication BS	7			10								
<b>PROGRAM LOCATION TOTAL</b>	<b>101</b>	<b>0</b>	<b>0</b>	<b>105</b>	<b>0</b>	<b>0</b>	<b>0</b>	<b>0</b>	<b>0</b>	<b>0</b>	<b>0</b>	<b>0</b>
<b>DEPARTMENT TOTAL</b>	<b>101</b>			<b>105</b>			<b>0</b>			<b>0</b>		

<b>HUMANITIES</b>												
Applied Speech Communication AA	15			12								
Applied Speech Communication BS	16			11								
Communication Studies AA				4								
Communication Studies BS				4								
History BA	15			21								
Sports Communication BS	61			58								
<b>PROGRAM LOCATION TOTAL</b>	<b>107</b>	<b>0</b>	<b>0</b>	<b>110</b>	<b>0</b>	<b>0</b>	<b>0</b>	<b>0</b>	<b>0</b>	<b>0</b>	<b>0</b>	<b>0</b>
<b>DEPARTMENT TOTAL</b>	<b>107</b>			<b>110</b>			<b>0</b>			<b>0</b>		

\*Effective Fall 2020-21 is now College of Arts, Sciences and Education.

## FALL ENROLLMENT BY PROGRAM

ARTS & SCIENCES	2019/20			2020/21			2021/22			2022/23		
	ON	OFF	OL	ON	OFF	OL	ON	OFF	OL	ON	OFF	OL
<b>MATHEMATICS</b>												
Actuarial Science BS	31			28								
Applied Mathematics BS	11			8								
Applied Mathematics/Computer Science BS	17			19								
Pre-Engineering AS	1			2								
<b>PROGRAM LOCATION TOTAL</b>	<b>60</b>	<b>0</b>	<b>0</b>	<b>57</b>	<b>0</b>	<b>0</b>	<b>0</b>	<b>0</b>	<b>0</b>	<b>0</b>	<b>0</b>	<b>0</b>
<b>DEPARTMENT TOTAL</b>	<b>60</b>			<b>57</b>			<b>0</b>			<b>0</b>		

<b>PHYSICAL SCIENCES</b>												
Biochemistry BA	1			1								
Biochemistry BS	13			10								
Chemistry BA	12			12								
Industrial Chemistry BS	16			12								
Industrial Chemistry Technology AAS	0			2								
Industrial Chemistry Technology CERT												
Natural Science AS	2			0								
Pre-Mortuary Science AS	0			0								
Pre-Pharmacy AS	218			201								
<b>PROGRAM LOCATION TOTAL</b>	<b>262</b>	<b>0</b>	<b>0</b>	<b>238</b>	<b>0</b>	<b>0</b>	<b>0</b>	<b>0</b>	<b>0</b>	<b>0</b>	<b>0</b>	<b>0</b>
<b>DEPARTMENT TOTAL</b>	<b>262</b>			<b>238</b>			<b>0</b>			<b>0</b>		

<b>**SCHOOL OF EDUCATION</b>												
Art Education NDCT-K				3								
Biology Education BS				13								
Busn Mgmt Mktg Tech Teaching BS				3	0							
Career Tech Education Post Sec Admn MTE				3	1							
Career Tech Education Train Dev MTE				2								
Career & Technical Education Instructor MTE				11								
Certification - Biology Education NDCT				1								
Certification Graduate NDCT				3								
Certification - Math Education NDCT				1								
Certification Social Studies CERT				1								
Certification Technical Education CERT				2	1							
Chemistry Education BS				2								
Certification Plan Renew NDCT					1							
Curriculum & Instruction Special Needs MED				11	2							
Curriculum & Instruction Subject Area MED				6								
Early Childhood Education AAS				28								
Early Childhood Education BS				27	68							
Educational Leadership MS				11								
Elementary Education BS				107	119							
English Education BS				27								
History Education BS				2								
Mathematics Education BS				17								
Pre-Teaching Elementary AA				49								
Pre-Teaching Secondary AA				30								
Pro-Mo-Ted-Technical Education BS						3						

## FALL ENROLLMENT BY PROGRAM

ARTS & SCIENCES	2019/20			2020/21			2021/22			2022/23		
	ON	OFF	OL	ON	OFF	OL	ON	OFF	OL	ON	OFF	OL
**SCHOOL OF EDUCATION - Continued												
Social Studies Education BS				50								
Social Studies/Elementary BS				1	9							
Technical Education BS					1							
Undeclared Major Graduate				0								
PROGRAM LOCATION TOTAL	0	0	0	411	202	3	0	0	0	0	0	0
DEPARTMENT TOTAL	0			616			0			0		
SOCIAL & BEHAVIORAL SCIENCES												
Political Science BS	21			20								
Psychology AA	40			50								
Psychology BS	130			122								
Sociology BA	6			4								
PROGRAM LOCATION TOTAL	197	0	0	196	0	0	0	0	0	0	0	0
DEPARTMENT TOTAL	197			196			0			0		
SOCIAL WORK												
Master of Social Work MSW	62	29		53	39							
Social Work AA	56			71								
Social Work BSW	134	30		115	32							
PROGRAM LOCATION TOTAL	252	59	0	239	71	0	0	0	0	0	0	0
DEPARTMENT TOTAL	311			310			0			0		
COLLEGE LOCATION TOTAL	1,616	60	30	1,929	274	35	0	0	0	0	0	0
COLLEGE TOTAL	1,706			2,238			0			0		

*\*\*Effective Fall 2020, the College of Education & Human Services was closed.  
Programs and students were moved to the Colleges of Arts and Sciences and Business.*

Source: Office of Institutional Research & Testing

# FALL ENROLLMENT BY PROGRAM

ARTS, SCIENCES AND EDUCATION	2019/20			2020/21			2021/22			2022/23		
	ON	OFF	OL	ON	OFF	OL	ON	OFF	OL	ON	OFF	OL
<b>*COLLEGE OF ARTS, SCIENCES AND EDUCATION</b>												
Integrative Studies AA							10	0	3	36		6
Integrative Studies BS							63	1	35	63		37
Undeclared							6	0	0	3		0
<b>PROGRAM LOCATION TOTAL</b>	<b>0</b>	<b>0</b>	<b>0</b>	<b>0</b>	<b>0</b>	<b>0</b>	<b>79</b>	<b>1</b>	<b>38</b>	<b>102</b>	<b>0</b>	<b>43</b>
<b>DEPARTMENT TOTAL</b>	<b>0</b>			<b>0</b>			<b>118</b>			<b>145</b>		

<b>BIOLOGY</b>												
Biology BS							28			159		
Biology/Environmental Biology BS							40			23		
Biology/Forensic Biology BS							29			23		
Biology/Pre-Dentistry BS							17			15		
Biology/Pre-Medicine BS							53			28		
Biology/Pre-Optometry BS							78			43		
Biology/Pre-Pharmacy BS							9			3		
Biology/Pre-Physician Assnt. BS							4			4		
Biology/Pre-Physical Therapy BS							26			19		
Biology/Pre-Veterinary Medicine BS							25			15		
Biotechnology BS							27			31		
Pre-Science AS							129			118		
<b>PROGRAM LOCATION TOTAL</b>	<b>0</b>	<b>0</b>	<b>0</b>	<b>0</b>	<b>0</b>	<b>0</b>	<b>465</b>	<b>0</b>	<b>0</b>	<b>481</b>	<b>0</b>	<b>0</b>
<b>DEPARTMENT TOTAL</b>	<b>0</b>			<b>0</b>			<b>465</b>			<b>481</b>		

<b>ENGLISH, LITERATURE &amp; WORLD LANGUAGES</b>												
English BA							18			22		
Journalism & Technical Communication BS							19			12		
Liberal Arts AA							47			37		
Spanish for the Professions BS							6			5		
Technical & Professional Communication BS							9			6		
Technical & Professional Comm. Multimedia BS							1			0		
<b>PROGRAM LOCATION TOTAL</b>	<b>0</b>	<b>0</b>	<b>0</b>	<b>0</b>	<b>0</b>	<b>0</b>	<b>100</b>	<b>0</b>	<b>0</b>	<b>82</b>	<b>0</b>	<b>0</b>
<b>DEPARTMENT TOTAL</b>	<b>0</b>			<b>0</b>			<b>100</b>			<b>82</b>		

<b>HUMANITIES</b>												
Applied Speech Communication AA							5			2		
Applied Speech Communication BS							2			0		
Communication Studies AA							16			18		
Communication Studies BS							8			12		
History BA							19			14		
Social Justice BS							2			3		
Sports Communication BS							57			48		
Sports Communication CERT							1			0		
<b>PROGRAM LOCATION TOTAL</b>	<b>0</b>	<b>0</b>	<b>0</b>	<b>0</b>	<b>0</b>	<b>0</b>	<b>110</b>	<b>0</b>	<b>0</b>	<b>97</b>	<b>0</b>	<b>0</b>
<b>DEPARTMENT TOTAL</b>	<b>0</b>			<b>0</b>			<b>110</b>			<b>97</b>		

\*Prior to Fall 2020-21 College of Arts & Sciences

## FALL ENROLLMENT BY PROGRAM

ARTS, SCIENCES AND EDUCATION	2019/20			2020/21			2021/22			2022/23		
	ON	OFF	OL	ON	OFF	OL	ON	OFF	OL	ON	OFF	OL
<b>MATHEMATICS</b>												
Actuarial Science BS							17			15		
Applied Mathematics BS							8			3		
Applied Mathematics/Computer Science BS							15			16		
Pre-Engineering AS							1			1		
<i>PROGRAM LOCATION TOTAL</i>	0	0	0	0	0	0	41	0	0	35	0	0
<i>DEPARTMENT TOTAL</i>	0			0			41			35		

<b>PHYSICAL SCIENCES</b>												
Biochemistry BA										1		
Biochemistry BS							6			13		
Chemistry BA							11			13		
Industrial Chemistry BS							9			9		
Industrial Chemistry Technology AAS							3			3		
Industrial Chemistry Technology CERT							1			1		
Natural Science AS							1			1		
Pre-Pharmacy AS							157			52		
Pre-Pharmacy AAS										71		
<i>PROGRAM LOCATION TOTAL</i>	0	0	0	0	0	0	188	0	0	164	0	0
<i>DEPARTMENT TOTAL</i>	0			0			188			164		

<b>**SCHOOL OF EDUCATION</b>												
Adv CTE Administration										1		
Advanced Workforce Development												1
Art Education NDCT-K							1			0		
Biology Education BS							16			16		
Busn Mgmt Mktg Tech Teaching BS							3			5		
Career Tech Education Post Sec Admn MTE							2			5		
Career Tech Education Train Dev MTE							2			3		
Career & Technical Education Instructor MTE							13	1		16	1	
Certification Elementary Education NDCT											1	
Certification Graduate NDCT							1			18	1	
Certification - Math Education NDCT							2			1		
Certification Social Studies CERT							1			0		
Certification Undergraduate NDCT										2	1	
Chemistry Education BS							4			1		
Curriculum & Instruction Administrative MED										1		
Curriculum & Instruction Special Needs MED							8	1		11		
Curriculum & Instruction Subject Area MED							3	1		4		
Early Childhood Education AAS							19			22		
Early Childhood Education BS							29	60		25	58	
Educational Leadership MS							7			13		
Elementary Education BS							135	131		136	119	
English Education BS							26			26		
History Education BS							4			4		

# FALL ENROLLMENT BY PROGRAM

ARTS, SCIENCES AND EDUCATION	2019/20			2020/21			2021/22			2022/23		
	ON	OFF	OL	ON	OFF	OL	ON	OFF	OL	ON	OFF	OL
**SCHOOL OF EDUCATION - Continued												
Mathematics Education BS							22			17		
Political Science Education BS							1			0		
Pre-Teaching Elementary AA							38			36		
Pre-Teaching Secondary AA							34			31		
Pro-Mo-Ted-Technical Education BS									8			6
Social Studies Education BS							45	1		46		
Social Studies/Elementary BS								7			2	
Technical Education BS											4	1
PROGRAM LOCATION TOTAL	0	0	0	0	0	0	416	202	8	440	187	8
DEPARTMENT TOTAL	0			0			626			635		
SOCIAL & BEHAVIORAL SCIENCES												
Political Science BS							9			4		
Psychology AA							45			71		
Psychology BS							148			159		
Sociology BA							4			1		
PROGRAM LOCATION TOTAL	0	0	0	0	0	0	206	0	0	235	0	0
DEPARTMENT TOTAL	0			0			206			235		
SOCIAL WORK												
Master of Social Work MSW							37	35		43	30	
Social Work AA							79			82		
Social Work BSW							127	30		104	27	
PROGRAM LOCATION TOTAL	0	0	0	0	0	0	243	65	0	229	57	0
DEPARTMENT TOTAL	0			0			308			286		
COLLEGE LOCATION TOTAL	0	0	0	0	0	0	1,848	268	46	1,865	244	51
COLLEGE TOTAL	0			0			2,162			2,160		

\*\*Effective Fall 2020, the College of Education & Human Services was closed.  
 Programs and students were moved to the Colleges of Arts and Sciences and Business.

Source: Office of Institutional Research & Testing

## FALL ENROLLMENT BY PROGRAM

BUSINESS	2019/20			2020/21			2021/22			2022/23		
	ON	OFF	OL	ON	OFF	OL	ON	OFF	OL	ON	OFF	OL
<b>ACCOUNTANCY, FINANCE &amp; INFORMATION SYSTEMS</b>												
Accountancy AAS	19			20			20			15		
Accountancy BS	61	56		68	62		54	49		44	36	
Accountancy/Computer Info Systems BS	1			0			0			2		
Accountancy/Finance BS	31			28			28			25		
Advanced Studies Business Intelligence CERT	2			2			1			0		
Advanced Studies Project Mgmt CERT	1			4			1			0		1
Advanced Studies Investment CERT										1		
Artificial Intelligence BS										5		
Computer Information Systems AAS	23			21			15			21		
Computer Information Systems BS	48	34		64	36		53	31		45	21	
Computer Information Technology AAS										5		
Computer Information Technology BS	52	25		52	27		47	35		43	40	
Computerized Business Apps CERT							1			0		
Cybersecurity CERT						2	1		0	0		1
Cybersecurity-Ethical Hacking CERT						1			0			0
Digital Forensics/Cybersecurity CERT										1		
Finance BS	34			45			47			56		
Information Security & Intelligence AAS	5			6			6			10		
Information Security & Intelligence BS	107	12		104	4	4	110	3	11	113	0	16
Information Security & Intelligence MISI	11		2	7		11	13		13	11		15
Project Management BS				3		4	5		10	5		13
Project Management CERT	1		1	1		3	2		4	0		1
<b>PROGRAM LOCATION TOTAL</b>	<b>396</b>	<b>127</b>	<b>3</b>	<b>425</b>	<b>129</b>	<b>25</b>	<b>404</b>	<b>118</b>	<b>38</b>	<b>402</b>	<b>97</b>	<b>47</b>
<b>DEPARTMENT TOTAL</b>	<b>526</b>			<b>579</b>			<b>560</b>			<b>546</b>		

<b>**CRIMINAL JUSTICE</b>												
Criminal Justice AA				251			211			217		
Criminal Justice Corrections BS				23			18			17		
Criminal Justice Generalist BS				100	381		80	331		88	239	
Criminal Justice Law Enforcement BS				77			73			46	1	
Master of Criminal Justice Administration MSCJ				35	6		29	5		29	3	
<b>PROGRAM LOCATION TOTAL</b>	<b>0</b>	<b>0</b>	<b>0</b>	<b>486</b>	<b>387</b>	<b>0</b>	<b>411</b>	<b>336</b>	<b>0</b>	<b>397</b>	<b>243</b>	<b>0</b>
<b>DEPARTMENT TOTAL</b>	<b>0</b>			<b>873</b>			<b>747</b>			<b>640</b>		

<b>MANAGEMENT</b>												
Advanced Study Lean Systems & Leadership CERT			1			0			0			0
Advanced Study Design/Innovation CERT	1			3			0			1		
Business Admin w/ Professional Tracks BS	21	33	26	18	31	28	21	23	35	14	17	26
Business Administration BS	229	194	113	198	134	114	228	113	96	290	96	94
Business Administration w/ Legal Studies BS	9			1			0			0		
Business Administration/Aviation BS		6			6			5			4	
Economics BS										1		
General Business AAS	154			179			141			146		
Human Resource Management BS	35	13		27	13		27	9		23	7	
Human Resource Management CERT	5	1	3	0	1	4	2	0	1	1	0	2
Leadership and Supervision CERT	1		1	0		0	0		1	2		0
Master of Business Administration MBA	12		54	2		50	3		45	9		32
Operations & Supply Management BS	18			11			12			17		

# ENROLLMENT

## FALL ENROLLMENT BY PROGRAM

BUSINESS	2019/20			2020/21			2021/22			2022/23		
	ON	OFF	OL	ON	OFF	OL	ON	OFF	OL	ON	OFF	OL
<b>MANAGEMENT - Continued</b>												
Risk Management and Insurance BS	18			17			18			16		5
Small Business Management CERT	0			0			2			1		
<b>PROGRAM LOCATION TOTAL</b>	<b>503</b>	<b>247</b>	<b>198</b>	<b>456</b>	<b>185</b>	<b>196</b>	<b>454</b>	<b>150</b>	<b>178</b>	<b>521</b>	<b>124</b>	<b>159</b>
<b>DEPARTMENT TOTAL</b>	<b>948</b>			<b>837</b>			<b>782</b>			<b>804</b>		

<b>MARKETING</b>												
Advertising/Integrative Marketing Comm BS	7			3			0			1		
Business Data Analytics BS	13			17			20			18		
Business to Business Marketing CERT							2			0		
Design BS				18			35			45		
Data Analytics CERT	1			0			0			0		
Digital Marketing CERT			0	0					1			0
Digital Science and Analytics MS												7
Direct Marketing CERT	0		0	0		1	0		0	1		0
Graphic Communication AAS	8			14			13			9		
Graphic Design BS	63			35			22			13		
Graphic Media Management BS	23			20			19			15		
Healthcare Marketing	5			0			0			0		
Marketing AAS	68			64		1	63		1	68		1
Marketing CERT										1		
Marketing BS	141			127			106			113		
Marketing Research CERT				1			0			0		
Public Relations BS	22			22			14			13		
<b>PROGRAM LOCATION TOTAL</b>	<b>351</b>	<b>0</b>	<b>0</b>	<b>321</b>	<b>0</b>	<b>2</b>	<b>294</b>	<b>0</b>	<b>2</b>	<b>297</b>	<b>0</b>	<b>8</b>
<b>DEPARTMENT TOTAL</b>	<b>351</b>			<b>323</b>			<b>296</b>			<b>305</b>		

<b>**SCHOOL OF DIGITAL MEDIA</b>												
Digital Animation & Game Design BAS				197	93		200	75		196	71	
Digital Media Software Engineering BS					22	7	6	16	12	9	17	14
Digital Media AS				74			65			59		
Television & Digital Media Production BS				84			61			63		
<b>PROGRAM LOCATION TOTAL</b>	<b>0</b>	<b>0</b>	<b>0</b>	<b>355</b>	<b>115</b>	<b>7</b>	<b>332</b>	<b>91</b>	<b>12</b>	<b>327</b>	<b>88</b>	<b>14</b>
<b>DEPARTMENT TOTAL</b>	<b>0</b>			<b>477</b>			<b>435</b>			<b>429</b>		

<b>SPORTS, ENTERTAINMENT, &amp; HOSPITALITY MANAGEMENT</b>												
Event Management CERT							1			0		
Hospitality Management BS	73	17		64	10		53	13		40	12	
Hotel Management BS	0	1		0	0		0	0		0	0	
Music Industry Management BS	7			0			0			0		
*Music & Entertainment Business BS	58			49			43			43		
PGA Golf Management BS	121			105			97			86		
Professional Brew Management AAS	4			2			1			1		
Professional Export Production BS										1		1
Professional Tennis Management BS	0			36			25			20		

\*\*Effective Fall 2020, the College of Education & Human Services was closed.  
Programs and students were moved to the Colleges of Arts and Sciences and Business.

## FALL ENROLLMENT BY PROGRAM

BUSINESS	2019/20			2020/21			2021/22			2022/23		
	ON	OFF	OL	ON	OFF	OL	ON	OFF	OL	ON	OFF	OL
SPORTS, ENTERTAINMENT, & HOSPITALITY MANAGEMENT - Continued												
Resort Management BS	37			0			0			0		
Restaurant & Food Industry Mgmt AAS	14			10			10			11		
PROGRAM LOCATION TOTAL	314	18	0	266	10	0	230	13	0	202	12	1
DEPARTMENT TOTAL	332			276			243			215		
COLLEGE LOCATION TOTAL	1,564	392	201	2,309	826	230	2,125	708	230	2,146	564	229
COLLEGE TOTAL	2,157			3,365			3,063			2,939		

Source: Office of Institutional Research &amp; Testing

## FALL ENROLLMENT BY PROGRAM

*EDUCATION & HUMAN SERVICES	2019/20			2020/21			2021/22			2022/23		
	ON	OFF	OL	ON	OFF	OL	ON	OFF	OL	ON	OFF	OL
<b>CRIMINAL JUSTICE</b>												
Criminal Justice AA	278											
Criminal Justice Corrections BS	37											
Criminal Justice Generalist BS	92	407										
Criminal Justice Law Enforcement BS	100	0										
Master of Criminal Justice Administration MSCJ	25	13										
Pre-Criminal Justice AA	3											
<b>PROGRAM LOCATION TOTAL</b>	<b>535</b>	<b>420</b>	<b>0</b>									
<b>DEPARTMENT TOTAL</b>		<b>955</b>										
<b>SCHOOL OF DIGITAL MEDIA</b>												
Television & Digital Media Production BS	85											
Digital Animation & Game Design BAS	194	123										
Digital Media Software Engineering BS		24										
Digital Media AS	57											
Pre-Digital Media	1											
<b>PROGRAM LOCATION TOTAL</b>	<b>337</b>	<b>147</b>	<b>0</b>									
<b>DEPARTMENT TOTAL</b>		<b>484</b>										
<b>SCHOOL OF EDUCATION</b>												
Art Education NDCT	1											
Biology Education BS	13											
Busn Mgmt Mktg Tech Teaching BS	1											
Career Tech Education Post Sec Admn MTE	5	1										
Career Tech Education Train Dev MTE	2											
Career & Technical Education Instructor MTE	10	1										
Certification - Biology Education NDCT	1											
Certification Bus Ed Gen Bus NDCT	0	1										
Certification Add Endorsement CERT	0	1										
Certification Elementary Education CERT	0	1										
Certification Graduate NDCT	3											
Certification - Math Education NDCT	1											
Certification Social Studies CERT	0	1										
Certification Technical Education CERT	1	0										
Certification Undergraduate NDCT	1											
Chemistry Education BS	4											
Curriculum & Instruction Special Needs MED	13	2										
Curriculum & Instruction Subject Area MED	8	1										
Early Childhood Education AAS	28											
Early Childhood Education BS	33	67										
Educational Leadership MS	15											

## FALL ENROLLMENT BY PROGRAM

*EDUCATION & HUMAN SERVICES	2019/20			2020/21			2021/22			2022/23		
	ON	OFF	OL	ON	OFF	OL	ON	OFF	OL	ON	OFF	OL
<b>SCHOOL OF EDUCATION - Continued</b>												
Elementary Education BS	111	109										
English Education BS	28	0										
History Education BS	4	0										
Mathematics Education BS	13											
Political Science Education BS	1											
Pre-Teaching Elementary AA	30											
Pre-Teaching Secondary AA	30											
Pro-Mo-Ted-Technical Education BS			9									
Social Studies Education BS	43											
Social Studies/Elementary BS	0	10										
Technical Education BS	1	1										
Undeclared Major Graduate	4	3										
<b>PROGRAM LOCATION TOTAL</b>	<b>405</b>	<b>199</b>	<b>9</b>									
<b>DEPARTMENT TOTAL</b>		<b>613</b>										
<b>COLLEGE LOCATION TOTAL</b>	<b>1,277</b>	<b>766</b>	<b>9</b>									
<b>COLLEGE TOTAL</b>		<b>2,052</b>										

\*Effective Fall 2020, the College of Education & Human Services was closed.  
 Programs and students were moved to the Colleges of Arts and Sciences and Business.

Source: Office of Institutional Research & Testing

## FALL ENROLLMENT BY PROGRAM

ENGINEERING TECHNOLOGY	2019/20			2020/21			2021/22			2022/23		
	ON	OFF	OL	ON	OFF	OL	ON	OFF	OL	ON	OFF	OL
<b>ARCHITECTURAL TECHNOLOGY &amp; FACILITY MANAGEMENT</b>												
Architectural Technology AAS	79			90			86			92		
Architecture & Sustainability BS	31			24			32			38		
Facilities Management BS	19			20			23			14		
Facilities Management CERT	0		4	0		0	0		0	0		0
<i>PROGRAM LOCATION TOTAL</i>	<b>129</b>	<b>0</b>	<b>4</b>	<b>134</b>	<b>0</b>	<b>0</b>	<b>141</b>	<b>0</b>	<b>0</b>	<b>144</b>	<b>0</b>	<b>0</b>
<i>DEPARTMENT TOTAL</i>	<b>133</b>			<b>134</b>			<b>141</b>			<b>144</b>		

<b>AUTOMOTIVE</b>												
Automotive Engineering Technology BS	144			131			125			123		
Automotive Management BS	27	0	2	21	1	3	26	0		18	0	3
Automotive Management (2+2) BS	3	5	16	10	0	16	7	0	13	7	1	12
Automotive Service Technology AAS	34			29			46			41		
<i>PROGRAM LOCATION TOTAL</i>	<b>208</b>	<b>5</b>	<b>18</b>	<b>191</b>	<b>1</b>	<b>19</b>	<b>204</b>	<b>0</b>	<b>13</b>	<b>189</b>	<b>1</b>	<b>15</b>
<i>DEPARTMENT TOTAL</i>	<b>231</b>			<b>211</b>			<b>217</b>			<b>205</b>		

<b>CONSTRUCTION TECHNOLOGY &amp; MANAGEMENT</b>												
Building Construction Technology AAS	166			181			171			175		
Civil Engineering Technology AAS	1			0			0			0		
Civil Eng Tech- Hwy Emphasis AAS	20			9			14			14		
Construction Administration CERT								2			2	
Construction Management BS	76	19		64	15		72	11		74	8	
<i>PROGRAM LOCATION TOTAL</i>	<b>263</b>	<b>19</b>	<b>0</b>	<b>254</b>	<b>15</b>	<b>0</b>	<b>257</b>	<b>13</b>	<b>0</b>	<b>263</b>	<b>10</b>	<b>0</b>
<i>DEPARTMENT TOTAL</i>	<b>282</b>			<b>269</b>			<b>270</b>			<b>273</b>		

<b>ELECTRONICS/CNS</b>												
Computer Networks & Systems BS	22			23			25			19		
Electrical/Electronics Engineering Tech BS	21			15			18			17		
Industrial Electronics Technology AAS	52			43			40			39		
<i>PROGRAM LOCATION TOTAL</i>	<b>95</b>	<b>0</b>	<b>0</b>	<b>81</b>	<b>0</b>	<b>0</b>	<b>83</b>	<b>0</b>	<b>0</b>	<b>75</b>	<b>0</b>	<b>0</b>
<i>DEPARTMENT TOTAL</i>	<b>95</b>			<b>81</b>			<b>83</b>			<b>75</b>		

<b>ENERGY SYSTEMS</b>												
Energy Systems Engineering BS	1			0			0			0		
<i>PROGRAM LOCATION TOTAL</i>	<b>1</b>	<b>0</b>	<b>0</b>	<b>0</b>	<b>0</b>	<b>0</b>	<b>0</b>	<b>0</b>	<b>0</b>	<b>0</b>	<b>0</b>	<b>0</b>
<i>DEPARTMENT TOTAL</i>	<b>1</b>			<b>0</b>			<b>0</b>			<b>0</b>		

<b>HEAVY EQUIPMENT</b>												
Heavy Equipment Service Engineering BS	34			25			20			15		
Heavy Equipment Technology AAS	50			41			37			59		
<i>PROGRAM LOCATION TOTAL</i>	<b>84</b>	<b>0</b>	<b>0</b>	<b>66</b>	<b>0</b>	<b>0</b>	<b>57</b>	<b>0</b>	<b>0</b>	<b>74</b>	<b>0</b>	<b>0</b>
<i>DEPARTMENT TOTAL</i>	<b>84</b>			<b>66</b>			<b>57</b>			<b>74</b>		

<b>HVACR</b>												
HVACR Eng. Tech. & Energy Mgmt. BS	43		73	49		67	36		68	41		74
HVACR Technology AAS	82			71			64			58		
<i>PROGRAM LOCATION TOTAL</i>	<b>125</b>	<b>0</b>	<b>73</b>	<b>120</b>	<b>0</b>	<b>67</b>	<b>100</b>	<b>0</b>	<b>68</b>	<b>99</b>	<b>0</b>	<b>74</b>
<i>DEPARTMENT TOTAL</i>	<b>198</b>			<b>187</b>			<b>168</b>			<b>173</b>		

## FALL ENROLLMENT BY PROGRAM

ENGINEERING TECHNOLOGY	2019/20			2020/21			2021/22			2022/23		
	ON	OFF	OL	ON	OFF	OL	ON	OFF	OL	ON	OFF	OL
MANUFACTURING ENGINEERING TECHNOLOGY												
Basic CNC Programing & Machine Operation CERT	0			0			0			1		
Industrial Technology & Mgmt BAS		103			93			54			67	
Lean Technology					2			1		1	1	
Manufacturing Engineering Technology BS	45	85		38	72		38	63		41	50	
Manufacturing Technology AAS	38			31			24			23		
Quality Technology CERT	0	1		1	0		1	1		0	1	
PROGRAM LOCATION TOTAL	83	189	0	70	167	0	63	119	0	66	119	0
DEPARTMENT TOTAL	272			237			182			185		
MECHANICAL DESIGN												
CAD Drafting & Tool Design Technology AAS	10			0			0			0		
Mechanical Engineering Technology AAS	132			119			108			84		
Mechanical Engineering Technology BS	85			65			60			60		
Product Design Engineering Technology BS	60	18		61	24		52	17		51	16	
PROGRAM LOCATION TOTAL	287	18	0	245	24	0	220	17	0	195	16	0
DEPARTMENT TOTAL	305			269			237			211		
PLASTICS & RUBBER												
Plastics Engineering Technology BS	63			45			40			30		
Plastics/Polymer Eng Tech AAS	81			70			52			35		
Rubber Engineering Technology BS	2			4			1			2		
PROGRAM LOCATION TOTAL	146	0	0	119	0	0	93	0	0	67	0	0
DEPARTMENT TOTAL	146			119			93			67		
PRINTING & IMAGING TECHNOLOGY MANAGEMENT												
Printing Management BS	1			0			0			0		
PROGRAM LOCATION TOTAL	1	0	0	0	0	0	0	0	0	0	0	0
DEPARTMENT TOTAL	1			0			0			0		
SURVEYING												
Surveying Engineering BS	36			34			32			22		
Surveying Technology AAS	19			17			13			8		
PROGRAM LOCATION TOTAL	55	0	0	51	0	0	45	0	0	30	0	0
DEPARTMENT TOTAL	55			51			45			30		
WELDING ENGINEERING TECHNOLOGY												
Welding Engineering Technology BS	92			99			110			110		
Welding Technology AAS	129			129			130			113		
PROGRAM LOCATION TOTAL	221	0	0	228	0	0	240	0	0	223	0	0
DEPARTMENT TOTAL	221			228			240			223		
COLLEGE LOCATION TOTAL	1,698	231	95	1,559	207	86	1,503	149	81	1,425	146	89
COLLEGE TOTAL	2,024			1,852			1,733			1,660		

Source: Office of Institutional Research &amp; Testing

# FALL ENROLLMENT BY PROGRAM

HEALTH PROFESSIONS	2019/20			2020/21			2021/22			2022/23		
	ON	OFF	OL	ON	OFF	OL	ON	OFF	OL	ON	OFF	OL
<b>DENTAL HYGIENE &amp; PUBLIC HEALTH</b>												
Dental Hygiene AAS	58			85			181			237		
Dental Hygiene BS	0		35	0		33			27			22
Master of Public Health MPH			26			30			21			11
Public Health BS	25			15			13			3		
<i>PROGRAM LOCATION TOTAL</i>	<b>83</b>	<b>0</b>	<b>61</b>	<b>100</b>	<b>0</b>	<b>63</b>	<b>194</b>	<b>0</b>	<b>48</b>	<b>240</b>	<b>0</b>	<b>33</b>
<i>DEPARTMENT TOTAL</i>	<b>144</b>			<b>163</b>			<b>242</b>			<b>273</b>		

<b>DIAGNOSTIC, LAB-THERAPEUTIC SCIENCE</b>												
Dental Hygiene AAS										19		
Dental Hygiene BS												4
Diagnostic Medical Sonography AAS	28			46			82			102		
Medical Laboratory Science BS	32			51			55			48		
Medical Laboratory Technology AAS	2			6			9			1		
Molecular Diagnostics BS	6			1						0		
Nuclear Medicine Technology BS	14	18		6	31		11	34		6	38	
Radiography AAS	63			78			95			92		
Respiratory Care AAS	19	0		20			6			0	0	
Respiratory Therapy BS	0		14	3		15	2		14	1		13
Vascular Ultrasound CERT									1			
Undeclared Major graduate NDGD						1						
<i>PROGRAM LOCATION TOTAL</i>	<b>164</b>	<b>18</b>	<b>14</b>	<b>211</b>	<b>31</b>	<b>16</b>	<b>260</b>	<b>34</b>	<b>15</b>	<b>269</b>	<b>38</b>	<b>17</b>
<i>DEPARTMENT TOTAL</i>	<b>196</b>			<b>258</b>			<b>309</b>			<b>324</b>		

<b>HEALTH ADMIN &amp; HEALTH INFORMATION</b>												
Allied Health Science AAS	571			367			175			156		
Allied Health Science BS	78		41	79		41	59		40	55		35
Cancer Information Management CERT		2	2		0	1					0	0
Gerontology CERT									1			1
Health Care Systems Admin BS	85	15		74	18		54	15		47	10	
Health Information Management BS	27	8	10	18	6	12	18	3	11	23	0	7
Health Information Technology AAS	22	6		20	2		19			14	0	
Lean Healthcare CERT			1			1						0
Long Term Care CERT			37			34			33	1		20
Master of Healthcare Admin MHA			40			42			45			41
Master of Public Health MPH												1
<i>PROGRAM LOCATION TOTAL</i>	<b>783</b>	<b>31</b>	<b>131</b>	<b>558</b>	<b>26</b>	<b>131</b>	<b>325</b>	<b>18</b>	<b>130</b>	<b>296</b>	<b>10</b>	<b>105</b>
<i>DEPARTMENT TOTAL</i>	<b>945</b>			<b>715</b>			<b>473</b>			<b>411</b>		

## FALL ENROLLMENT BY PROGRAM

HEALTH PROFESSIONS	2019/20			2020/21			2021/22			2022/23		
	ON	OFF	OL	ON	OFF	OL	ON	OFF	OL	ON	OFF	OL
SCHOOL OF NURSING												
Doctor of Nursing Practice DNP			5			5			3			1
Master of Science in Nursing MSN			98			100			89			76
Nursing BS	1	2	218	3	2	139		2	94	0	0	52
Nursing BSN	98			145			221			233		
Nursing Education CERT	0		0	0		1			1	0		1
PROGRAM LOCATION TOTAL	99	2	321	148	2	245	221	2	187	233	0	130
DEPARTMENT TOTAL	422			395			410			363		
COLLEGE LOCATION TOTAL	1,129	51	527	1,017	59	455	1,000	54	380	1,038	48	285
COLLEGE TOTAL	1,707			1,531			1,434			1,371		

Source: Office of Institutional Research &amp; Testing

## FALL ENROLLMENT BY PROGRAM

KENDALL	2019/20			2020/21			2021/22			2022/23		
	KEN	OFF	OL	KEN	OFF	OL	KEN	OFF	OL	KEN	OFF	OL
<b>DESIGN STUDIES</b>												
Collaborative Design BFA	15			14			12			7		
Design AFA							7			28		
Digital Art and Design BFA	98			100			82			80		
Digital Media BFA	36			12			2			1		
Furniture Design BFA	16			12			8			3		
Graphic Design BFA	127			107			100			85		
Illustration BFA	105			106			96			85		
Industrial Design BFA	39			31			14			5		
Interior Design BFA	74			67			60			49		
Life Sci & Pre-Med Illustration							5			8		
Master of Architecture MARCH	16			18			11			15		
Master of Arts Design MA	13			5			3			1		
Medical Illustration BFA	29			26			12			7		
Metals/Jewelry Design BFA	5			6			3			2		
Product Design BFA							16			24		
Special Program NDSP	4			3			4			2		
Special Program NDGD	3			0			0			0		
Visual and Critical Studies	6			6			2			2		
<b>PROGRAM LOCATION TOTAL</b>	<b>586</b>	<b>0</b>	<b>0</b>	<b>513</b>	<b>0</b>	<b>0</b>	<b>437</b>	<b>0</b>	<b>0</b>	<b>404</b>	<b>0</b>	<b>0</b>
<b>DEPARTMENT TOTAL</b>	<b>586</b>			<b>513</b>			<b>437</b>			<b>404</b>		

<b>FINE ARTS/FOUNDATION</b>												
Art Education BFA	19			15			11			4		
Drawing BFA	14			14			11			12		
Fashion Studies BFA	27			28			37			40		
Fine Arts Drawing MFA	2			0			0			0		
Fine Arts Painting MFA	14			12			11			7		
Fine Arts Printmaking MFA	3			2			0			0		
Painting BFA	13			12			10			9		
Photography BFA	37			32			29			17		
Printmaking BFA	8			3			3			0		
Sculpture/Functional Art BFA	9			9			9			7		
Undecided BFA	11			14			7			5		
<b>PROGRAM LOCATION TOTAL</b>	<b>157</b>	<b>0</b>	<b>0</b>	<b>141</b>	<b>0</b>	<b>0</b>	<b>128</b>	<b>0</b>	<b>0</b>	<b>101</b>	<b>0</b>	<b>0</b>
<b>DEPARTMENT TOTAL</b>	<b>157</b>			<b>141</b>			<b>128</b>			<b>101</b>		

<b>LIBERAL ARTS &amp; SCIENCES/ARTS HISTORY</b>												
Art History BS	1			1			1			2		
Art History Academic Option BA	1			0			2			1		
Art History Academic Option BS										1		
Art History Studio Option BA	8			4			2			1		
Master of Art Education	10			4			4			0		
<b>PROGRAM LOCATION TOTAL</b>	<b>20</b>	<b>0</b>	<b>0</b>	<b>9</b>	<b>0</b>	<b>0</b>	<b>9</b>	<b>0</b>	<b>0</b>	<b>5</b>	<b>0</b>	<b>0</b>
<b>DEPARTMENT TOTAL</b>	<b>20</b>			<b>9</b>			<b>9</b>			<b>5</b>		

## FALL ENROLLMENT BY PROGRAM

KENDALL	2019/20			2020/21			2021/22			2022/23		
	KEN	OFF	OL	KEN	OFF	OL	KEN	OFF	OL	KEN	OFF	OL
<b>KENDALL</b>												
Fast Track NDUG	112			58			56			55		
<i>PROGRAM LOCATION TOTAL</i>	<b>112</b>			<b>58</b>			<b>56</b>			<b>55</b>		
<i>DEPARTMENT TOTAL</i>	<b>112</b>			<b>58</b>			<b>56</b>			<b>55</b>		
<i>COLLEGE LOCATION TOTAL</i>	<b>875</b>			<b>721</b>	<b>0</b>	<b>0</b>	<b>630</b>	<b>0</b>	<b>0</b>	<b>565</b>	<b>0</b>	<b>0</b>
<i>COLLEGE TOTAL</i>	<b>875</b>			<b>721</b>			<b>630</b>			<b>565</b>		

Source: Office of Institutional Research &amp; Testing

## FALL ENROLLMENT BY PROGRAM

MICHIGAN COLLEGE OF OPTOMETRY	2019/20			2020/21			2021/22			2022/23		
	ON	OFF	OL	ON	OFF	OL	ON	OFF	OL	ON	OFF	OL
<b>OPTOMETRY</b>												
Optometry OD	146			145			146			144		
<i>PROGRAM LOCATION TOTAL</i>	<b>146</b>	<b>0</b>	<b>0</b>	<b>145</b>	<b>0</b>	<b>0</b>	<b>146</b>	<b>0</b>	<b>0</b>	<b>144</b>	<b>0</b>	<b>0</b>
<i>DEPARTMENT TOTAL</i>	<b>146</b>			<b>145</b>			<b>146</b>			<b>144</b>		
<i>COLLEGE LOCATION TOTAL</i>	<b>146</b>	<b>0</b>	<b>0</b>	<b>145</b>	<b>0</b>	<b>0</b>	<b>146</b>	<b>0</b>	<b>0</b>	<b>144</b>	<b>0</b>	<b>0</b>
<i>COLLEGE TOTAL</i>	<b>146</b>			<b>145</b>			<b>146</b>			<b>144</b>		

## FALL ENROLLMENT BY PROGRAM

PHARMACY	2019/20			2020/21			2021/22			2022/23		
	ON	OFF	OL	ON	OFF	OL	ON	OFF	OL	ON	OFF	OL
<b>PHARMACY</b>												
Pharmacy PD	533			495			473			437		
<i>PROGRAM LOCATION TOTAL</i>	<b>533</b>	<b>0</b>	<b>0</b>	<b>495</b>	<b>0</b>	<b>0</b>	<b>473</b>	<b>0</b>	<b>0</b>	<b>437</b>	<b>0</b>	<b>0</b>
<i>DEPARTMENT TOTAL</i>	<b>533</b>			<b>495</b>			<b>473</b>			<b>437</b>		
<i>COLLEGE LOCATION TOTAL</i>	<b>533</b>	<b>0</b>	<b>0</b>	<b>495</b>	<b>0</b>	<b>0</b>	<b>473</b>	<b>0</b>	<b>0</b>	<b>437</b>	<b>0</b>	<b>0</b>
<i>COLLEGE TOTAL</i>	<b>533</b>			<b>495</b>			<b>473</b>			<b>437</b>		

## FALL ENROLLMENT BY PROGRAM

PROFESSIONAL & TECHNOLOGICAL STUDIES	2019/20			2020/21			2021/22			2022/23		
	ON	OFF	OL	ON	OFF	OL	ON	OFF	OL	ON	OFF	OL
<b>COLLEGE OF PROFESSIONAL &amp; TECHNOLOGICAL STUDIES</b>												
Community College Leadership EDD	29	61		24	79		35	42		46	29	
<i>PROGRAM LOCATION TOTAL</i>	<b>29</b>	<b>61</b>	<b>0</b>	<b>24</b>	<b>79</b>	<b>0</b>	<b>35</b>	<b>42</b>	<b>0</b>	<b>46</b>	<b>29</b>	<b>0</b>
<i>DEPARTMENT TOTAL</i>	<b>90</b>			<b>103</b>			<b>77</b>			<b>75</b>		
<i>COLLEGE LOCATION TOTAL</i>	<b>29</b>	<b>61</b>	<b>0</b>	<b>24</b>	<b>79</b>	<b>0</b>	<b>35</b>	<b>42</b>	<b>0</b>	<b>46</b>	<b>29</b>	<b>0</b>
<i>COLLEGE TOTAL</i>	<b>90</b>			<b>103</b>			<b>77</b>			<b>75</b>		

Source: Office of Institutional Research &amp; Testing

## FALL ENROLLMENT BY PROGRAM

UNIVERSITY COLLEGE	2019/20			2020/21			2021/22			2022/23		
	ON	OFF	OL	ON	OFF	OL	ON	OFF	OL	ON	OFF	OL
DEVELOPMENTAL PROGRAM & CURRICULUM												
Career Exploration AA	1			0			0			0		
Community Leadership AA										1		
General Studies AA	520			432			269			172		
Intensive English Language Program	9			0			0			0		
Ready For Life Academy NDUG							5			11		
PROGRAM LOCATION TOTAL	530	0	0	432	0	0	274	0	0	184	0	0
DEPARTMENT TOTAL	530			432			274			184		
UNIVERSITY COLLEGE												
Fast Track NDUG	618			267			351			521		
Non-Degree Undergraduate	34			16			18			16		
PROGRAM LOCATION TOTAL	652	0	0	283	0	0	369	0	0	537	0	0
DEPARTMENT TOTAL	652			283			369			537		
COLLEGE LOCATION TOTAL	1,182	0	0	715	0	0	643	0	0	721	0	0
COLLEGE TOTAL	1,182			715			643			721		

Source: Office of Institutional Research &amp; Testing

**First Time in Any College (FTIAC) Student Profile**  
Fall Enrollment

Total FTIAC										
	2013	*2014	2015	2016	2017	2018	2019	2020	2021	2022
<b>Total</b>	2,644	1,959	1,976	1,834	1,827	1,888	1,897	1,544	1,410	1,749

FTIAC by Gender										
	2013	*2014	2015	2016	2017	2018	2019	2020	2021	2022
<b>Female</b>	1,498	970	1,014	961	937	1,012	996	826	709	974
<b>Male</b>	1,146	989	962	873	890	876	901	718	701	775

FTIAC by Ethnicity										
	2013	*2014	2015	2016	2017	2018	2019	2020	2021	2022
<b>American Indian/Alsk Nat</b>	12	9	5	7	7	8	10	9	4	25
<b>Asian</b>	27	26	28	35	24	19	15	13	14	24
<b>Black</b>	181	164	200	161	169	198	238	178	124	209
<b>Hispanic</b>	108	82	106	112	121	136	134	94	99	122
<b>International</b>	51	52	43	25	22	24	16	10	19	20
<b>Native Hawaiian/Pac Isla</b>	1	1	2	1	1	3	0	0	1	0
<b>Two or More Races</b>	114	85	84	84	83	97	86	70	36	31
<b>White</b>	2,104	1,523	1,501	1,396	1,384	1,396	1,390	1,161	1,060	1,246
<b>Unreported</b>	46	17	7	13	16	7	8	9	53	72

FTIAC by Full-Time and Part-Time										
	2013	*2014	2015	2016	2017	2018	2019	2020	2021	2022
<b>Full-Time</b>	1,975	1,892	1,924	1,792	1,778	1,839	1,872	1,496	1,359	1,706
<b>Part-Time</b>	669	67	52	42	49	49	25	48	51	43

FTIAC by Campus										
	2013	*2014	2015	2016	2017	2018	2019	2020	2021	2022
<b>On-Campus</b>	2,166	1,768	1,813	1,671	1,696	1,766	1,810	1,459	1,341	1,652
<b>Off-Campus</b>	33	32	32	21	23	23	14	6	5	9
<b>On-Line</b>	0	0	0	0	1	0	0	3	3	8
<b>Kendall</b>	445	159	131	142	107	99	73	76	61	80

FTIAC by Average HSGPA, ACT and SAT										
	2013	*2014	2015	2016	2017	2018	2019	2020	2021	2022
<b>HSGPA</b>	3.23	3.23	3.24	3.26	3.27	3.27	3.30	3.33	3.33	3.31
<b>ACT COMP</b>	21.80	21.75	21.65	21.85	22.26	22.54	21.98	22.13	22.68	21.53
<b>SAT Total**</b>					1,056.52	1,055.57	1,050.60	1,044.83	1,046.61	1,037.13
<b>SAT Math**</b>					537.20	534.48	525.43	521.17	516.89	516.15
<b>SAT Read/Write**</b>					522.84	525.39	530.08	527.56	530.95	523.90

\*Beginning Fall 2014 new break-out codes were created for Dual Enrolled FTIACS and Dual Enrolled Continuing Students, (prior to 2014 these counts were included in the FTIAC counts).

\*\*Fall 2017 SAT became Michigan's required test for high school students.

**First Time in Any College (FTIAC) Student Profile**  
**Fall Enrollment by Michigan County**

<b>MI County</b>	<b>2018</b>	<b>2019</b>	<b>2020</b>	<b>2021</b>	<b>2022</b>
Alcona	2	3	3	3	0
Alger	1	0	3	1	3
Allegan	29	34	21	25	38
Alpena	9	1	4	3	0
Antrim	12	6	7	5	8
Arenac	5	2	2	2	2
Baraga	0	2	0	0	1
Barry	19	26	18	18	21
Bay	9	19	5	7	17
Benzie	4	4	4	9	3
Berrien	28	25	27	20	18
Branch	8	5	6	3	2
Calhoun	10	11	18	10	16
Cass	3	5	4	1	9
Charlevoix	4	6	7	11	7
Cheboygan	11	17	8	3	10
Chippewa	7	15	5	11	17
Clare	8	5	9	7	8
Clinton	18	28	17	18	19
Crawford	1	2	2	1	3
Delta	6	6	6	4	4
Dickinson	8	7	8	2	6
Eaton	26	14	15	21	20
Emmet	11	5	6	8	10
Genesee	35	35	41	32	38
Gladwin	3	9	5	8	4
Gogebic	0	1	1	0	1
Grand Traverse	19	24	19	24	23
Gratiot	16	16	10	7	12
Hillsdale	2	3	1	3	8
Houghton	2	3	2	2	4
Huron	11	4	8	12	5
Ingham	17	21	14	25	22
Ionia	36	31	20	23	24
Iosco	12	3	6	8	3
Iron	3	2	0	0	0
Isabella	14	14	13	10	17
Jackson	15	19	23	16	14
Kalamazoo	26	29	27	27	20
Kalkaska	7	8	6	4	4
Kent	262	265	178	203	229
Keweenaw	0	2	0	0	0

**First Time in Any College (FTIAC) Student Profile**  
**Fall Enrollment by Michigan County**

<b>MI County cont.</b>	<b>2018</b>	<b>2019</b>	<b>2020</b>	<b>2021</b>	<b>2022</b>
Lake	5	6	7	5	7
Lapeer	14	16	10	9	9
Leelanau	3	10	2	3	4
Lenawee	8	10	6	0	5
Livingston	35	17	11	15	23
Luce	2	2	2	1	2
Mackinac	5	0	4	3	1
Macomb	55	58	40	36	77
Manistee	12	12	7	9	13
Marquette	6	18	10	4	2
Mason	9	12	8	6	13
Mecosta	94	77	64	66	53
Menominee	0	4	1	0	1
Midland	21	16	19	10	13
Missaukee	8	11	9	9	11
Monroe	5	10	4	3	6
Montcalm	36	41	33	33	50
Montmorency	5	2	1	3	1
Muskegon	76	67	51	44	78
Newaygo	38	50	52	36	43
Oakland	97	91	87	75	77
Oceana	21	16	18	19	23
Ogemaw	3	6	2	0	1
Ontonagon	0	3	0	1	1
Osceola	29	37	41	33	34
Oscoda	1	6	0	1	4
Otsego	6	19	8	4	5
Ottawa	123	112	100	85	117
Presque Isle	4	2	2	2	3
Roscommon	17	5	2	6	4
Saginaw	34	30	21	26	36
Sanilac	9	13	7	6	13
Schoolcraft	2	0	1	1	4
Shiawassee	4	8	11	11	11
St. Clair	25	23	15	8	17
St. Joseph	11	1	2	5	7
Tuscola	12	11	10	11	14
Van Buren	10	18	9	11	8
Washtenaw	17	24	22	14	20
Wayne	133	153	105	67	103
Wexford	33	25	31	20	23
<b>Total</b>	<b>1,747</b>	<b>1,779</b>	<b>1,414</b>	<b>1,298</b>	<b>1,607</b>

**First Time in Any College (FTIAC) Student Profile**  
**Fall Enrollment by Top 20 High Schools and Top 20 Majors**

High School	2022
Rockford Senior High School	27
Caledonia High School	21
Reed City High School	21
Big Rapids High School	20
Grand Haven High School	19
Miscellaneous High Schools	19
Tri-County Area High School	17
Cedar Springs High School	15
East Kentwood High School	15
Evart High School	15
Fremont High School	15
Mona Shores High School	15
Muskegon High School	15
Northview High School	14
West Ottawa High School	14
Chippewa Hills High School	13
Coopersville High School	13
Cadillac Senior High School	12
Hudsonville High School	12
Thornapple Kellogg School	12

Major	2022
Criminal Justice	102
General Studies	99
Biology	98
Dental Hygiene	92
Psychology	74
Business Administration	70
Nursing - BSN	68
Building Construction Tech	63
Pre-Science	60
Allied Health Science	57
General Business	57
Pre-Pharmacy	53
Marketing	47
Digital Animation Game Design	46
Welding Technology	41
Diagnostic Medical Sonography	35
Architectural Technology	35
Elementary Education	28
Radiography	28
Heavy Equipment Technology	27

**First Time in Any College (FTIAC) Student Profile**  
**Fall Enrollment by States and Countries**

State	2022
Alaska	2
Alabama	1
Arizona	1
California	2
Colorado	1
Florida	9
Georgia	1
Illinois	44
Indiana	15
Kansas	1
Kentucky	3
Massachusetts	2
Maryland	1
Maine	1
Michigan	1,607
Minnesota	5
North Carolina	3
Nebraska	1
New Hampshire	1
New Jersey	2
New York	3
Ohio	9
Oregon	1
Pennsylvania	2
Texas	4
Washington	2
Wisconsin	5

Country	2022
Botswana	1
Brazil	1
Canada	4
Ethiopia	3
Ghana	1
India	2
Mongolia	1
Mexico	2
Nigeria	1
Nepal	2
Vietnam	2

Source: Office of Institutional Research & Testing

### Transfer Student Profile Fall Enrollment

Total Transfer										
	2013	2014	2015	2016	2017	2018	2019	2020	2021	2022
<b>Total</b>	1,572	1,546	1,473	1,391	1,253	1,232	1,123	897	840	795

Transfer by Gender										
	2013	2014	2015	2016	2017	2018	2019	2020	2021	2022
<b>Female</b>	772	796	701	714	657	655	579	465	455	448
<b>Male</b>	800	750	772	677	596	577	544	432	385	347

Transfer by Ethnicity										
	2013	2014	2015	2016	2017	2018	2019	2020	2021	2022
<b>American Indian/Alsk Nat</b>	11	8	11	10	11	3	9	5	4	11
<b>Asian</b>	20	22	18	26	17	24	19	19	16	14
<b>Black</b>	145	141	108	108	105	107	86	70	66	52
<b>Hispanic</b>	64	85	92	71	85	68	66	57	61	47
<b>International</b>	33	52	36	26	36	29	22	9	10	8
<b>Native Hawaiian/Pac Isla</b>	2	2	2	2	1	0	1	1	0	2
<b>Two or More Races</b>	33	41	44	35	52	43	51	33	36	18
<b>White</b>	1,235	1,170	1,150	1,103	931	946	850	695	626	618
<b>Unreported</b>	29	25	12	10	15	12	19	8	21	25

Transfer by Full-Time and Part-Time										
	2013	2014	2015	2016	2017	2018	2019	2020	2021	2022
<b>Full-Time</b>	892	871	853	828	745	724	637	541	524	547
<b>Part-Time</b>	680	675	620	563	508	508	486	356	316	248

Transfer by Campus										
	2013	2014	2015	2016	2017	2018	2019	2020	2021	2022
<b>On-Campus</b>	731	704	699	706	647	633	578	481	486	470
<b>Off-Campus</b>	585	541	509	428	396	392	352	256	220	190
<b>On-Line</b>	145	180	158	155	131	125	134	106	75	79
<b>Kendall</b>	111	121	107	102	79	82	59	54	59	56

Transfer by Average HSGPA, ACT and SAT										
	2013	2014	2015	2016	2017	2018	2019	2020	2021	2022
<b>HSGPA</b>	3.04	3.04	3.07	3.12	3.10	3.13	3.17	3.22	3.29	3.30
<b>ACT COMP</b>	20.29	20.50	20.78	20.91	20.85	20.55	20.58	20.37	20.15	20.39
<b>SAT Total**</b>					1,030.00	1,048.10	1,047.26	1,054.19	1,056.58	1,035.97
<b>SAT Math**</b>					490.00	518	519.44	533.18	526.16	513.34
<b>SAT Read/Write**</b>					540.00	533	530.20	524.08	534.17	525.16

\*\*Fall 2017 SAT became Michigan's required test for high school students.

**Transfer Student Profile**  
**Fall Enrollment by Michigan County**

<b>MI County</b>	<b>2018</b>	<b>2019</b>	<b>2020</b>	<b>2021</b>	<b>2022</b>
Alcona	1	1	0	0	0
Alger	0	0	0	0	0
Allegan	16	15	8	10	3
Alpena	11	10	8	4	5
Antrim	8	5	2	7	6
Arenac	1	6	0	0	0
Baraga	0	0	1	0	1
Barry	7	5	6	4	7
Bay	31	19	8	13	8
Benzie	2	2	6	4	3
Berrien	24	25	20	15	13
Branch	0	5	4	3	2
Calhoun	5	11	5	8	4
Cass	10	13	9	16	11
Charlevoix	3	5	2	6	6
Cheboygan	6	5	1	3	1
Chippewa	2	4	1	2	0
Clare	8	4	5	5	2
Clinton	14	9	9	7	13
Crawford	1	1	1	1	0
Delta	5	3	1	2	0
Dickinson	2	1	0	3	0
Eaton	24	11	17	15	3
Emmet	10	6	4	3	5
Genesee	50	45	34	27	26
Gladwin	3	5	2	1	3
Gogebic	1	1	0	1	0
Grand Traverse	40	37	40	25	27
Gratiot	6	4	4	2	3
Hillsdale	1	0	2	0	0
Houghton	4	3	2	1	1
Huron	3	7	5	0	0
Ingham	51	31	25	20	18
Ionia	5	10	9	12	9
Iosco	3	2	1	0	1
Iron	0	1	1	1	0
Isabella	5	7	4	5	9
Jackson	11	7	11	8	8
Kalamazoo	16	20	11	11	13
Kalkaska	5	8	8	2	4
Kent	210	189	132	149	150
Lake	1	4	1	2	1

<b>MI County cont.</b>	<b>2018</b>	<b>2019</b>	<b>2020</b>	<b>2021</b>	<b>2022</b>
Lapeer	7	8	12	6	6
Leelanau	8	1	4	6	4
Lenawee	0	2	1	4	0
Livingston	16	16	5	10	6
Luce	0	1	0	0	0
Mackinac	1	1	0	0	1
Macomb	55	45	41	31	35
Manistee	10	5	13	8	14
Marquette	2	2	4	1	1
Mason	15	12	20	9	14
Mecosta	24	31	17	16	23
Menominee	1	0	0	1	0
Midland	14	13	12	10	10
Missaukee	0	2	3	1	2
Monroe	10	2	1	1	2
Montcalm	26	31	13	22	20
Montmorency	1	1	1	0	0
Muskegon	36	43	41	35	32
Newaygo	17	13	12	8	15
Oakland	47	54	38	36	36
Oceana	17	6	7	8	4
Ogemaw	1	1	2	1	0
Ontonagon	1	0	0	0	0
Osceola	7	11	9	4	9
Oscoda	1	1	2	3	1
Otsego	6	0	6	3	2
Ottawa	58	48	35	40	40
Presque Isle	1	2	1	2	1
Roscommon	4	5	3	1	2
Saginaw	28	26	25	17	15
Sanilac	4	3	1	1	2
Schoolcraft	2	0	0	0	0
Shiawassee	7	3	6	12	3
St. Clair	15	22	26	7	12
St. Joseph	4	2	5	3	3
Tuscola	4	4	5	3	2
Van Buren	5	7	6	5	10
Washtenaw	9	12	4	3	3
Wayne	45	41	38	48	35
Wexford	5	7	7	13	10
<b>Total</b>	<b>1,120</b>	<b>1,031</b>	<b>836</b>	<b>777</b>	<b>741</b>

**Transfer Student Profile**  
**Fall Enrollment by Top 20 Majors**

Major	2022
Criminal Justice- Generalist	64
Business Administration	56
Dental Hygiene	31
Elementary Education	28
Biology	26
Building Construction Tech	22
HVACR Eng Tech and Enrgy Mgmt	22
Social Work	22
Early Childhood Education	21
Digital Animation Game Design	21
Industrial Technology and Mgmt	17
Marketing	15
Automotive Engineering Tech	15
Nursing - BSN	15
Psychology	14
Info Security and Intelligence	14
Radiography	13
Criminal Justice	13
Diagnostic Medical Sonography	12
Architectural Technology	12

**Transfer Student Profile**  
**Fall Enrollment by States and Countries**

State	2022
California	5
Florida	2
Georgia	2
Iowa	1
Illinois	10
Indiana	5
Kansas	1
Massachusetts	1
Maryland	1
Maine	1
Michigan	741
Minnesota	1
North Carolina	2
New York	1
Ohio	3
Pennsylvania	1
Puerto Rico	1
South Carolina	2
Texas	1
Wisconsin	5

Country	2022
Canada	5
Russia	1
Vietnam	1
Zimbabwe	1

Source: Office of Institutional Research & Testing

## Graduate/Graduate Professional Admits Profile

### Fall Enrollment

Total Graduate/Graduate Professional Admits										
	2013	2014	2015	2016	2017	2018	2019	2020	2021	2022
<b>Total</b>	267	320	352	322	341	305	324	278	248	283

Graduate/Graduate Professional Admits by Gender										
	2013	2014	2015	2016	2017	2018	2019	2020	2021	2022
<b>Female</b>	146	175	220	204	217	185	221	195	164	191
<b>Male</b>	121	145	132	118	124	120	103	83	84	92

Graduate/Graduate Professional Admits by Ethnicity										
	2013	2014	2015	2016	2017	2018	2019	2020	2021	2022
<b>American Indian/Alsk Nat</b>	1	0	2	1	2	3	5	2	0	5
<b>Asian</b>	2	9	5	8	7	9	11	7	6	11
<b>Black</b>	6	13	5	5	12	14	11	6	7	23
<b>Hispanic</b>	13	12	16	6	8	13	16	13	9	6
<b>International</b>	15	29	42	11	11	9	11	6	16	6
<b>Native Hawaiian/Pac Isla</b>	1	0	1	0	0	0	1	0	0	0
<b>Two or More Races</b>	5	3	3	9	4	7	10	6	7	10
<b>White</b>	176	179	198	214	225	190	210	186	148	173
<b>Unreported</b>	48	75	80	68	72	60	49	52	55	49

Graduate/Graduate Professional Admits by Full-Time and Part-Time										
	2013	2014	2015	2016	2017	2018	2019	2020	2021	2022
<b>Full-Time</b>	203	247	273	239	247	225	235	210	200	209
<b>Part-Time</b>	64	73	79	83	94	80	89	68	48	74

Graduate/Graduate Professional Admits by Campus										
	2013	2014	2015	2016	2017	2018	2019	2020	2021	2022
<b>On-Campus</b>	219	255	284	247	246	219	211	183	188	212
<b>Off-Campus</b>	13	27	25	19	23	17	33	21	13	15
<b>On-Line</b>	25	20	29	40	58	54	57	66	41	48
<b>Kendall</b>	10	18	14	16	14	15	23	8	6	8

**Graduate/Graduate Professional Admits Profile**  
**Fall Enrollment by Michigan County**

<b>MI County</b>	<b>2018</b>	<b>2019</b>	<b>2020</b>	<b>2021</b>	<b>2022</b>
Alcona	1	0	0	1	2
Alger	0	0	0	0	0
Allegan	2	2	2	2	5
Alpena	0	2	2	0	1
Antrim	0	1	0	0	2
Arenac	2	2	0	1	1
Baraga	0	1	0	1	0
Barry	2	3	1	0	0
Bay	7	8	4	8	4
Benzie	0	1	1	3	0
Berrien	4	4	4	2	3
Branch	2	1	0	2	0
Calhoun	4	3	4	0	0
Cass	0	1	0	1	0
Charlevoix	0	0	0	2	1
Cheboygan	0	1	1	0	2
Chippewa	2	0	3	0	3
Clare	1	2	2	1	4
Clinton	2	5	2	1	2
Crawford	0	0	1	0	0
Delta	2	3	0	1	3
Dickinson	0	1	1	1	0
Eaton	4	3	8	5	4
Emmet	2	2	2	2	2
Genesee	14	6	5	12	9
Gladwin	1	2	0	0	0
Gogebic	0	0	0	0	0
Grand Traverse	10	15	13	12	13
Gratiot	1	1	0	1	0
Hillsdale	0	0	1	0	0
Houghton	2	1	1	3	3
Huron	1	0	0	3	3
Ingham	14	6	12	5	6
Ionia	2	1	0	4	3
Iosco	0	0	1	0	1
Iron	0	0	0	0	0
Isabella	9	4	5	7	4
Jackson	1	5	1	2	2
Kalamazoo	6	9	4	5	6
Kalkaska	0	1	0	1	0
Kent	47	39	46	24	29
Keweenaw	0	0	0	1	0

ENROLLMENT

<b>MI County cont.</b>	<b>2018</b>	<b>2019</b>	<b>2020</b>	<b>2021</b>	<b>2022</b>
Lake	0	1	2	1	0
Lapeer	2	0	3	1	1
Leelanau	0	1	3	1	1
Lenawee	0	0	1	2	0
Livingston	2	1	1	0	1
Luce	0	0	0	0	0
Mackinac	0	0	1	0	0
Macomb	19	10	5	14	17
Manistee	3	0	3	1	0
Marquette	3	4	4	1	5
Mason	4	0	2	0	4
Mecosta	10	17	7	6	12
Menominee	0	1	0	0	0
Midland	3	3	4	1	2
Missaukee	1	1	0	1	2
Monroe	0	2	0	0	1
Montcalm	4	5	5	3	3
Montmorency	0	1	0	0	0
Muskegon	7	11	10	7	10
Newaygo	3	1	5	2	2
Oakland	15	13	11	6	16
Oceana	1	1	1	0	0
Ogemaw	1	1	0	0	1
Ontonagon	0	0	0	0	0
Osceola	3	9	3	8	4
Oscoda	1	0	0	0	0
Otsego	2	1	0	0	5
Ottawa	14	19	12	11	9
Presque Isle	1	2	0	2	1
Roscommon	0	2	1	2	0
Saginaw	9	9	11	7	9
Sanilac	0	0	0	1	0
Schoolcraft	0	0	0	0	0
Shiawassee	1	1	4	0	1
St. Clair	3	7	4	1	1
St. Joseph	0	2	1	0	1
Tuscola	3	0	2	1	3
Van Buren	2	4	2	0	1
Washtenaw	1	6	3	2	4
Wayne	16	12	13	14	16
Wexford	6	3	3	2	7
<b>Total</b>	<b>285</b>	<b>287</b>	<b>252</b>	<b>211</b>	<b>258</b>

**Graduate/Graduate Professional Admits Profile**  
**Fall Enrollment by Top 20 Majors**

<b>Major</b>	<b>2022</b>
Pharmacy	110
Master of Social Work	40
Optometry	38
Master Business Administration	17
Certification - Graduate	12
Master of Science in Nursing	10
Master of Healthcare Admin	9
Criminal Justice Admin	8
Master of Architecture	7
Data Science and Analytics	6
Info Security and Intelligence	5
Educational Leadership	5
Career and Tech Ed Instructor	4
Curr Inst - Special Needs Ed	3
Adv Studies in Data Analytics	1
Advanced Studies Project MGMT	1
Curr Inst - Subject Area	1
Doctor of Nursing Practice	1
Fine Arts Painting	1
Nursing Education	1

**Graduate/Graduate Professional Admits Profile**  
**Fall Enrollment by States and Countries**

State	2022
Alabama	1
Colorado	1
Iowa	3
Illinois	3
Indiana	6
Massachusetts	1
Michigan	258
North Dakota	1
New York	1
Ohio	2

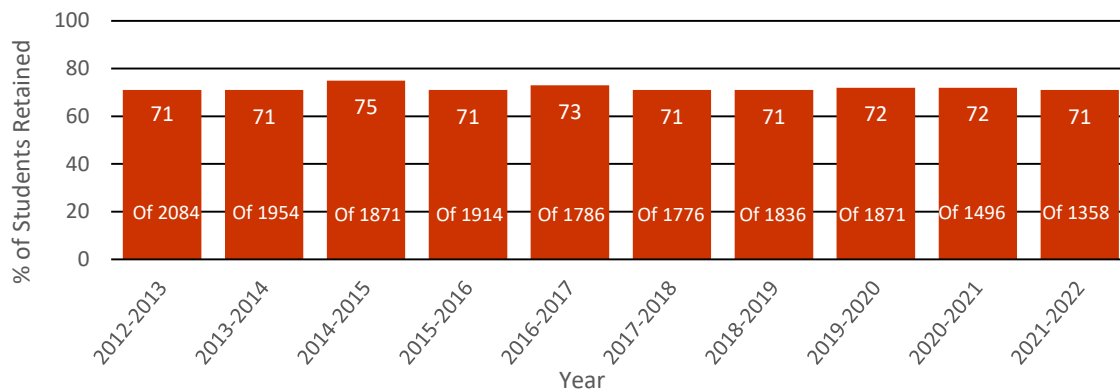
Country	2022
Bangladesh	1
Canada	3
Jordan	1
Vietnam	1

Source: Office of Institutional Research & Testing

### FALL TO FALL FIRST-YEAR RETENTION RATES (Full-Time FTIACS)

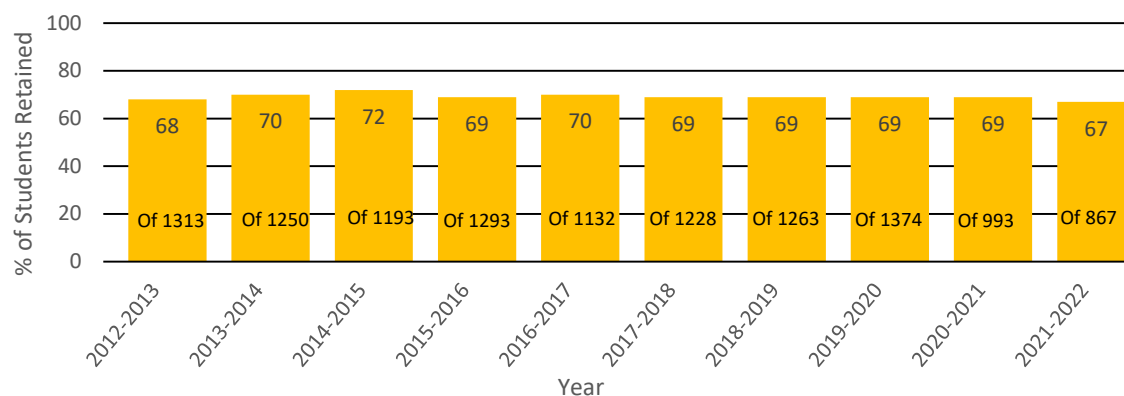
#### Total University

Students Enrolled in 2 & 4 Year Programs



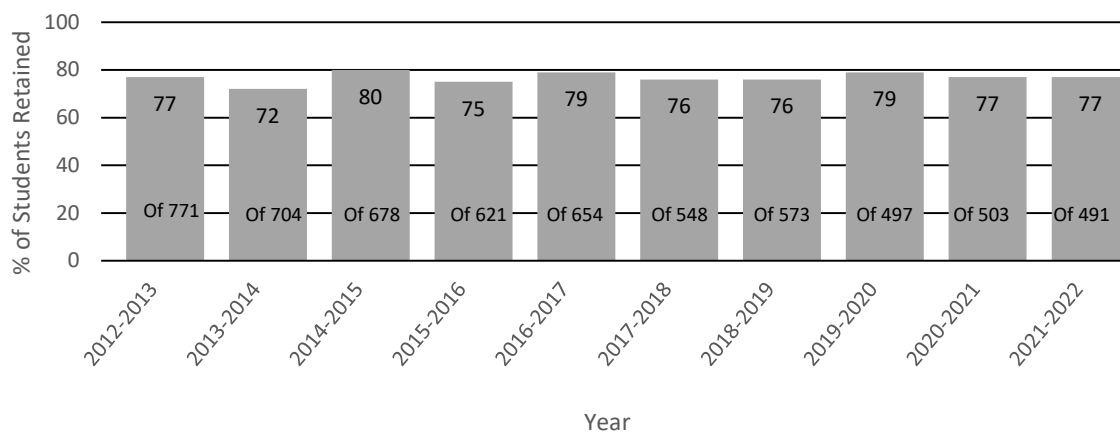
#### 2-Year

Students Enrolled in 2-Year Programs



#### 4-Year

Students Enrolled in 4-Year Programs



Source: Office of Institutional Research & Testing

**GRADUATION RATES**  
**Percent of Full-Time FTIAC (First Time in Any College)**  
**Students Graduating Within 2 to 6 Years**

**All Two and Four Year Degree Programs**

Entering <u>Term</u>	# of <u>FTIAC's</u>	2 Yr <u>Grad Rate %</u>	3 Yr <u>Grad Rate %</u>	4 Yr <u>Grad Rate %</u>	5 Yr <u>Grad Rate %</u>	6 Yr <u>Grad Rate %</u>
2010	1,956	6	12	29	42	49
2011	2,059	7	12	29	42	50
2012	2,084	5	13	32	48	53
2013	1,954	4	13	34	48	52
2014	1,871	5	16	39	51	54
2015	1,914	6	19	39	49	52
2016	1,786	7	19	40	51	55
2017	1,776	7	18	36	49	
2018	1,836	7	18	38		
2019	1,871	6	17			
2020	1,496	7				

**Two Year Degree Programs**

Entering <u>Term</u>	# of <u>FTIAC's</u>	2 Yr <u>Grad Rate %</u>	3 Yr <u>Grad Rate %</u>	4 Yr <u>Grad Rate %</u>	5 Yr <u>Grad Rate %</u>	6 Yr <u>Grad Rate %</u>
2010	1,238	9	17	32	43	50
2011	1,280	11	17	32	41	49
2012	1,313	7	17	31	44	49
2013	1,250	6	16	34	46	50
2014	1,193	8	22	39	47	50
2015	1,293	9	26	39	47	50
2016	1,132	10	26	41	48	52
2017	1,228	10	23	38	48	
2018	1,263	9	23	39		
2019	1,374	8	21			
2020	993	10				

**Four Year Degree Programs**

Entering <u>Term</u>	# of <u>FTIAC's</u>	2 Yr <u>Grad Rate %</u>	3 Yr <u>Grad Rate %</u>	4 Yr <u>Grad Rate %</u>	5 Yr <u>Grad Rate %</u>	6 Yr <u>Grad Rate %</u>
2010	718	1	3	24	42	47
2011	779	1	4	26	45	53
2012	771	1	6	34	54	60
2013	704	1	7	33	52	55
2014	678	1	6	40	58	62
2015	621	1	6	39	54	57
2016	654	1	6	38	56	60
2017	548	1	5	33	51	
2018	573	2	6	36		
2019	497	1	6			
2020	503	2				

Source: Office of Institutional Research &amp; Testing

**PERCENT OF FULL-TIME FTIAC FALL TO FALL RETENTION  
FALL 2012 - 13 to FALL 2021 - 22**

	Fall 12- 13	Fall 13- 14	Fall 14- 15	Fall 15- 16	Fall 16- 17	Fall 17- 18	Fall 18- 19	Fall 19- 20	Fall 20- 21	Fall 21- 22
<b>FULL-TIME BACHELOR STUDENTS</b>	77%	72%	80%	75%	79%	76%	76%	79%	77%	77%
<b>FULL-TIME ASSOCIATE STUDENTS</b>	68%	70%	72%	69%	70%	69%	69%	69%	69%	67%
<b>TOTAL STUDENTS</b>	71%	71%	75%	71%	73%	71%	71%	72%	72%	71%

**FALL TO SPRING/FALL TO FALL RETENTION  
FALL 2017 - 2022 COHORTS**

All Degree Seeking FTIACS by College

College	Fall 2017 FTIACS	Spring 2018 % Ret	Fall 2018 % Ret	Fall 2018 FTIACS	Spring 2019 % Ret	Fall 2019 % Ret	Fall 2019 FTIACS	Spring 2020 % Ret	Fall 2020 % Ret	Fall 2020 FTIACS	Spring 2021 % Ret	Fall 2021 % Ret	Fall 2021 FTIACS	Spring 2022 % Ret	Fall 2022 % Ret
<b>ARTS, SCIENCES &amp; ED</b>	344	92%	74%	367	92%	75%	388	93%	78%	383	87%	71%	375	87%	73%
<b>BUSINESS</b>	291	86%	68%	295	87%	65%	295	86%	68%	420	84%	69%	384	90%	69%
<b>ED &amp; HUMAN SVCS</b>	256	88%	68%	290	88%	68%	256	91%	73%	0	0%	0%	0	0%	0%
<b>ENG TECHNOLOGY</b>	260	87%	80%	292	87%	77%	306	87%	75%	262	91%	82%	261	91%	77%
<b>HEALTH PROFESSIONS</b>	180	91%	76%	193	90%	73%	227	87%	73%	159	87%	74%	188	86%	67%
<b>KENDALL COLLEGE</b>	107	93%	81%	99	96%	84%	73	96%	84%	76	84%	71%	61	89%	69%
<b>UNIVERSITY COLLEGE</b>	379	77%	59%	344	79%	63%	347	75%	60%	243	79%	62%	132	74%	57%
<b>FSU Total</b>	<b>1,817</b>	<b>87%</b>	<b>71%</b>	<b>1,880</b>	<b>87%</b>	<b>71%</b>	<b>1,892</b>	<b>87%</b>	<b>72%</b>	<b>1,543</b>	<b>85%</b>	<b>71%</b>	<b>1,401</b>	<b>88%</b>	<b>71%</b>

Source: Office of Institutional Research & Testing

**Full-Time FTIAC (First Time in Any College)  
1st-Year to 2nd-Year Progression Rates  
(% Earning 30 FSU Credit Hours 1st Fall to 2nd Fall)**

<b>Fall 2017</b> <u>(Fall 2015 Cohort)</u>	<b>Fall 2018</b> <u>(Fall 2016 Cohort)</u>	<b>Fall 2019</b> <u>(Fall 2017 Cohort)</u>	<b>Fall 2020</b> <u>(Fall 2018 Cohort)</u>	<b>Fall 2021</b> <u>(Fall 2019 Cohort)</u>	<b>Fall 2022</b> <u>(Fall 2020 Cohort)</u>
26.79%	25.59%	25.29%	23.34%	23.33%	25.02%

**Average # of Credits for Students Taking 12+ Credits By Class Level  
Fall 2019 through Fall 2022**

	<b>Summer</b> <b>2019</b>	<b>Fall</b> <b>2019</b>	<b>Spring</b> <b>2020</b>	<b>Summer</b> <b>2020</b>	<b>Fall</b> <b>2020</b>	<b>Spring</b> <b>2021</b>	<b>Summer</b> <b>2021</b>	<b>Fall</b> <b>2021</b>	<b>Spring</b> <b>2022</b>	<b>Summer</b> <b>2022</b>	<b>Fall</b> <b>2022</b>
<b>Freshmen</b>	13.00	13.69	13.83	12.00	13.59	13.84		13.64	13.81	12.83	13.70
<b>Sophomore</b>	12.20	13.89	13.81	13.38	13.75	13.75	12.63	13.70	13.84	13.47	13.83
<b>Junior</b>	13.65	13.89	13.84	13.28	13.82	13.82	13.12	13.76	13.89	13.32	13.73
<b>Senior</b>	13.73	14.14	13.99	13.67	13.94	13.99	13.89	13.91	13.79	13.30	13.84
<b>Graduate</b>	13.71	13.30	12.90	15.00	13.72	12.77	13.00	13.82	13.04		14.22
<b>1st Professional</b>	13.81	16.01	16.44	14.01	16.23	16.62	13.76	16.12	16.51	13.80	16.11
<b>Total Avg</b>	<b>13.73</b>	<b>14.05</b>	<b>14.09</b>	<b>13.70</b>	<b>13.97</b>	<b>14.11</b>	<b>13.73</b>	<b>13.96</b>	<b>14.07</b>	<b>13.45</b>	<b>13.96</b>
<b>Undergrad Avg</b>	<b>13.69</b>	<b>13.89</b>	<b>13.88</b>	<b>13.56</b>	<b>13.77</b>	<b>13.86</b>	<b>13.71</b>	<b>13.76</b>	<b>13.83</b>	<b>13.30</b>	<b>13.77</b>

**Full-Time Degree Seeking Transfer Students  
Persistence Rate (Graduated or Still Enrolled)**

<b>Fall 2017</b> <b>to Fall</b> <b>2018</b>	<b>Fall 2018</b> <b>to Fall</b> <b>2019</b>	<b>Fall 2019</b> <b>to Fall</b> <b>2020</b>	<b>Fall 2020</b> <b>to Fall</b> <b>2021</b>	<b>Fall 2021</b> <b>to Fall</b> <b>2022</b>
78%	78%	79%	81%	80%

Source: Office of Institutional Research &amp; Testing

**TRANSFER IN STUDENTS**  
**STUDENTS WHO TRANSFERRED TO FERRIS STATE UNIVERSITY**  
**FROM MICHIGAN COMMUNITY COLLEGES & PUBLIC UNIVERSITIES**  
**Summer 2021, Fall 2021, Spring 2022**

**COMMUNITY COLLEGES**

Alpena Community College	12
Bay Mill Community College	1
Bay De Noc Community College	13
Delta College	76
Glen Oaks Community College	6
Gogebic Community College	5
Grand Rapids Community College	213
Henry Ford Community College	7
Jackson College	11
Kalamazoo Valley Community College	21
Kellogg Community College	13
Kirtland Community College	7
Lake Michigan College	15
Lansing Community College	80
Macomb Community College	52
Mid Michigan College	29
Monroe County Community College	1
Montcalm Community College	28
Mott Community College	39
Muskegon Community College	62
North Central Michigan College	18
Northwestern Michigan College	67
Oakland Community College	34
Schoolcraft College	27
Southwestern Michigan College	41
St. Clair County Community College	12
Washtenaw Community College	7
Wayne County Community College	21
West Shore Community College	26

**UNIVERSITIES**

Central Michigan University	29
Eastern Michigan University	8
Grand Valley State University	47
Lake Superior State University	9
Michigan State University	27
Michigan Technological University	9
Northern Michigan University	14
Oakland University	13
Saginaw Valley State University	7
University of Michigan - Ann Arbor	7
University of Michigan - Dearborn	1
University of Michigan - Flint	9
Wayne State University	7
Western Michigan University	20

**TRANSFERS FROM COMMUNITY COLLEGES      944****TRANSFERS FROM UNIVERSITIES      207**

<b>TOTAL TRANSFERS FROM MI COMMUNITY COLLEGES &amp; PUBLIC UNIVERSITIES TO FERRIS</b>	<b>1,151</b>
<b>TOTAL TRANSFERS FROM OTHER THAN MI COMMUNITY COLLEGES &amp; PUBLIC UNIVERSITIES TO FERRIS</b>	<b>432</b>
<b>TOTAL TRANSFERS TO FERRIS</b>	<b>1,583</b>

Source: Office of Institutional Research &amp; Testing

**TRANSFER OUT STUDENTS**  
**STUDENTS WHO TRANSFERRED FROM FERRIS STATE UNIVERSITY**  
**TO OTHER COLLEGES & UNIVERSITIES PARTICIPATING IN THE NSC DATA SYSTEM**  
**Summer 2021, Fall 2021, Spring 2022**

**COMMUNITY COLLEGES**

Alpena Community College	3
Bay De Noc Community College	4
College of Dupage	3
Delta College	18
Grand Rapids Community College	91
Henry Ford Community College	6
Kalamazoo Valley Community College	16
Kirtland Community College	7
Lansing Community College	39
Macomb Community College	26
Mid Michigan College	32
Montcalm Community College	9
Mott Community College	24
Muskegon Community College	22
North Central Michigan College	5
Oakland Community College	16
Schoolcraft College	10
St. Clair County Community College	3
Washtenaw Community College	7
Wayne County Community College	6
West Shore Community College	4

**UNIVERSITIES**

Aquinas College	8
Baker College	14
Butler University	3
Central Michigan University	38
Cornerstone University Undergrads	9
Davenport University	5
Eastern Michigan University	12
Grand Canyon University	3
Grand Valley State University	86
Hope College	6
Jackson College	5
Lake Michigan College	6
Lake Superior State University	7
Michigan State University	49
Michigan Technological University	10
Northern Michigan University	10
Northwestern Michigan College	31
Northwood University	6
Oakland University	14
Olivet College	5
Rochester University	3
Saginaw Valley State University	12
Southern New Hampshire	11
University of Michigan	13
University of Michigan - Dearborn	3
University of Michigan - Flint	5
Wayne State University	5
Western Governors University	5
Western Michigan University	19

<b>TOTAL TRANSFERS TO MI INSTITUTIONS (3 OR MORE TRANSFERS ENROLLED) - LISTED ABOVE</b>	<b>754</b>
<b>*TOTAL TRANSFERS TO OTHER THAN MI INSTITUTIONS (3 OR MORE TRANSERS ENROLLED) - NOT LISTED</b>	<b>197</b>
<b>TOTAL TRANSFERS TO INSTITUTIONS (LESS THAN 3 TRANSFERS ENROLLED) - NOT LISTED</b>	<b>129</b>
<b>TOTAL TRANSFERS FROM FERRIS STATE</b>	<b>1,080</b>

**\*Added Fall 2022**

Source: National Student Clearinghouse

## ENROLLMENT SUMMARY OF STUDENTS BY AGE FALL 2022

### Full-Time Students

Age	<u>Undergraduate</u>		<u>Graduate</u>		<u>First Professional</u>		<u>Doctorate</u>	
	Men	Women	Men	Women	Men	Women	Men	Women
Under 18	60	134	0	0	0	0	0	0
18-19	1,114	1,369	0	0	0	3	0	0
20-21	1,144	1,176	0	5	23	51	0	0
22-24	586	549	14	29	111	197	0	0
25-29	118	128	10	19	59	96	0	4
30-34	42	45	6	14	9	10	2	3
35-39	15	24	4	5	4	5	4	3
40-49	14	22	2	11	1	1	12	19
50-64	4	9	1	3	1	0	7	19
65 & Over	1	0	0	0	0	0	1	0
Unknown	0	0	0	0	0	0	0	0
<b>Total</b>	<b>3,098</b>	<b>3,456</b>	<b>37</b>	<b>86</b>	<b>208</b>	<b>363</b>	<b>26</b>	<b>48</b>

### Part-Time Students

Age	<u>Undergraduate</u>		<u>Graduate</u>		<u>First Professional</u>		<u>Doctorate</u>	
	Men	Women	Men	Women	Men	Women	Men	Women
Under 18	174	370	0	0	0	0	0	0
18-19	47	74	0	0	0	0	0	0
20-21	117	167	0	1	0	0	0	0
22-24	275	256	10	19	2	2	0	0
25-29	178	156	22	50	2	2	0	0
30-34	96	109	10	32	0	0	0	0
35-39	72	80	9	44	0	1	0	0
40-49	80	113	17	46	1	0	0	0
50-64	27	49	10	23	0	0	0	1
65 & over	3	3	0	0	0	0	0	0
Unknown	0	0	0	0	0	0	0	0
<b>Total</b>	<b>1,069</b>	<b>1,377</b>	<b>78</b>	<b>215</b>	<b>5</b>	<b>5</b>	<b>0</b>	<b>1</b>

### Average Age

	<u>Full-Time</u>	<u>Part-Time</u>
Undergraduate Degree Seeking	21	29
Undergraduate Non-Degree Seeking	18	17
Graduate	29	36
First Professional	24	28
Doctorate	45	51
All Students	21	27

Source: Office of Institutional Research &amp; Testing

## NCAA Graduation Rates

### Federal Graduation Rate (FGR)

Cohort Year	<u>2010/11</u>	<u>2011/12</u>	<u>2012/13</u>	<u>2013/14</u>	<u>2014/15</u>	<u>2015/16</u>
<b>Federal Graduation Rate (FGR)</b>	46%	55%	62%	57%	53%	57%

Federal Graduation Rate (FGR): Federally mandated calculation for all schools that offer athletic scholarships. Counts all transfers as academic failures, so essentially measures the percentage of students who complete a BA/BS from their initial school within six years.

### DI Graduation Success Rate (GSR)

Cohort Year	<u>2010</u>	<u>2011</u>	<u>2012</u>	<u>2013</u>	<u>2014</u>	<u>2015</u>
<b>DI Graduation Success Rate (GSR)</b>	100%	95%	89%	87%	87%	N/A

Graduation Success Rate (GSR): Division I rate that accounts for transfers in/out. Also tracks graduation over six years. In addition to accounting for likely transfers in/out, the GSR also includes mid-year enrollees and non-scholarship athletes at Division I schools that do not offer athletics scholarships.

### DII Graduation Success Rate (ASR)

Cohort Year	<u>2010/11</u>	<u>2011/12</u>	<u>2012/13</u>	<u>2013/14</u>	<u>2014/15</u>	<u>2015/16</u>
<b>DII Academic Success Rate (ASR)</b>	58%	62%	62%	65%	66%	65%

Academic Success Rate (ASR): The Division II Academic Success Rate (ASR) is calculated in much the same way as the Division I GSR. The primary difference is: The ASR includes all non-scholarship freshmen ("walk-ons"), whether or not the school or squad offers aid does not matter, and as a result, the ASR counts about 50% more student-athletes than the federal graduation rate.

Source: NCAA.org, Registrar's Office

# DEGREES

## DEGREES CONFERRED BY PROGRAM

### ACADEMIC YEAR (SUMMER, FALL, SPRING SEMESTERS)

	2019-20					2020-21					2021-22				
ARTS & SCIENCES	CERT	AS	BA	BS	MS	CERT	AS	BA	BS	MS	CERT	AS	BA	BS	MS
<b>*BIOLOGICAL SCIENCES</b>															
Biology				25					21					2	
Biology - Environmental				10					5					2	
Biology - Forensic				6					7					3	
Biology - Pre-Dentistry				4					5					1	
Biology - Pre-Medicine				10					6					2	
Biology - Pre-Optometry				5					14					5	
Biology - Pre-Pharmacy				18					16					0	
Biology - Pre-Physician Assnt.									1					0	
Biology - Pre-Phys Therapy				9					2					2	
Biology - Pre-Veterinary				2					4					3	
Biotechnology				8					5					3	
Pre-Science		17					16					1			
<b>TOTAL</b>	<b>0</b>	<b>17</b>	<b>0</b>	<b>97</b>	<b>0</b>	<b>0</b>	<b>16</b>	<b>0</b>	<b>86</b>	<b>0</b>	<b>0</b>	<b>1</b>	<b>0</b>	<b>23</b>	<b>0</b>
<b>COLLEGE OF ARTS &amp; SCIENCES</b>															
Integrative Studies				54			1		63					10	
<b>TOTAL</b>	<b>0</b>	<b>0</b>	<b>0</b>	<b>54</b>	<b>0</b>	<b>0</b>	<b>1</b>	<b>0</b>	<b>63</b>	<b>0</b>	<b>0</b>	<b>0</b>	<b>0</b>	<b>10</b>	<b>0</b>
<b>ENGLISH, LITERATURE, &amp; WORLD LANGUAGES</b>															
Creative Writing	8					3					1				
English			6					9					1		
Journalism	0					1					0				
Journalism and Technical Communication				2					2					2	
Liberal Arts		12					6					0			
Spanish for the Professions				4					8					0	
Tech-Prof Communications				2					5					2	
<b>TOTAL</b>	<b>8</b>	<b>12</b>	<b>6</b>	<b>8</b>	<b>0</b>	<b>4</b>	<b>6</b>	<b>9</b>	<b>15</b>	<b>0</b>	<b>1</b>	<b>0</b>	<b>1</b>	<b>4</b>	<b>0</b>
<b>HUMANITIES</b>															
Applied Speech Communication		2		6			4		3			0		0	
Communication Studies							1		5			0		1	
History			2					6					0		
Sports Communication	0			15		1			9		0			2	
<b>TOTAL</b>	<b>0</b>	<b>2</b>	<b>2</b>	<b>21</b>	<b>0</b>	<b>1</b>	<b>5</b>	<b>6</b>	<b>17</b>	<b>0</b>	<b>0</b>	<b>0</b>	<b>0</b>	<b>3</b>	<b>0</b>
<b>MATHEMATICS</b>															
Actuarial Science				7					7					1	
Applied Mathematics				3					4					1	
Applied Mathematics Computer Science				5					8					1	
Computer Science	5					6					0				
<b>TOTAL</b>	<b>5</b>	<b>0</b>	<b>0</b>	<b>15</b>	<b>0</b>	<b>6</b>	<b>0</b>	<b>0</b>	<b>19</b>	<b>0</b>	<b>0</b>	<b>0</b>	<b>0</b>	<b>3</b>	<b>0</b>
<b>PHYSICAL SCIENCES</b>															
Biochemistry			0	5				1	2				0	0	
Chemistry			4					5					0		
Industrial Chemistry				6					3					1	
Industrial Chemistry Technology		12					5					0			
Natural Science		0					2					0			
Pre-Pharmacy		28					33					4			
<b>TOTAL</b>	<b>0</b>	<b>40</b>	<b>4</b>	<b>11</b>	<b>0</b>	<b>0</b>	<b>40</b>	<b>6</b>	<b>5</b>	<b>0</b>	<b>0</b>	<b>4</b>	<b>0</b>	<b>1</b>	<b>0</b>

AS (AA, AS, AAS)

MS (MED, MS, MTE, MSW)

\*Department name changed from *Biology* in Fall 2020

**DEGREES CONFERRED BY PROGRAM**  
ACADEMIC YEAR (SUMMER, FALL, SPRING SEMESTERS)

ARTS & SCIENCES	2019-20					2020-21					2021-22				
	CERT	AS	BA	BS	MS	CERT	AS	BA	BS	MS	CERT	AS	BA	BS	MS
<b>*SCHOOL OF EDUCATION DEPT</b>															
Adv Stds-Total Qual Mgmt in Ed						1					0				
Biology Education									1					1	
Career and Tech Ed Instructor										5					2
Career Tech Ed - Post Sec Admn										1					2
Career Tech Ed - Train Dev										1					0
Curr Inst - Special Needs Ed										3					1
Curr Inst - Subject Area										2					1
Early Childhood Education							9		24			2		14	
Educational Leadership										4					2
Elementary Education									41					32	
English Education									5					2	
History Education									1					0	
Mathematics Education									1					2	
Pre-Teaching Elementary							3					2			
Pre-Teaching Secondary							5					0			
Pro-Mo-Ted Technical Education									3					1	
Social Studies Education									12					2	
Social Studies Elementary									3					2	
Technical Education									1					0	
<b>TOTAL</b>						1	17	0	92	16	0	4	0	56	8
<b>SOCIAL &amp; BEHAVIORAL SCIENCES</b>															
Political Science				6					7					2	
Psychology		8	0	36			13		34			2		12	
Sociology			2					2					0		
<b>TOTAL</b>	0	8	2	42	0	0	13	2	41	0	0	2	0	14	0
<b>SOCIAL WORK</b>															
Social Work		10		67	29		13		47	42		4		26	44
<b>TOTAL</b>	0	10	0	67	29	0	13	0	47	42	0	4	0	26	44
<b>COLLEGE TOTAL</b>	13	89	14	315	29	12	111	23	385	58	1	15	1	140	52

AS (AA, AS, AAS)

MS (MED, MS, MTE, MSW)

\*In 2021-2022, degrees were conferred for the School of Education Department in both Arts &amp; Sciences and Arts, Sciences and Education.

Source: Office of Institutional Research and Testing

**DEGREES CONFERRED BY PROGRAM**  
ACADEMIC YEAR (SUMMER, FALL, SPRING SEMESTERS)

	2019-20					2020-21					2021-22				
ARTS, SCIENCES AND EDUCATION	CERT	AS	BA	BS	MS	CERT	AS	BA	BS	MS	CERT	AS	BA	BS	MS
<b>*BIOLOGICAL SCIENCES</b>															
Biology														14	
Biology - Environmental														5	
Biology - Forensic														2	
Biology - Pre-Dentistry														0	
Biology - Pre-Medicine														12	
Biology - Pre-Optometry														12	
Biology - Pre-Pharmacy														9	
Biology - Pre-Physician Assnt.														2	
Biology - Pre-Phys Therapy														3	
Biology - Pre-Veterinary														5	
Biotechnology														2	
Pre-Science												24			
<b>TOTAL</b>											<b>0</b>	<b>24</b>	<b>0</b>	<b>66</b>	<b>0</b>
<b>COLLEGE OF ARTS &amp; SCIENCES</b>															
Integrative Studies												3		33	
<b>TOTAL</b>											<b>0</b>	<b>3</b>	<b>0</b>	<b>33</b>	<b>0</b>
<b>ENGLISH, LITERATURE, &amp; WORLD LANGUAGES</b>															
Creative Writing											2				
English													2		
Journalism											0				
Journalism and Technical Communication														4	
Liberal Arts												2			
Spanish for the Professions														3	
Tech-Prof Communications														3	
<b>TOTAL</b>											<b>2</b>	<b>2</b>	<b>2</b>	<b>10</b>	<b>0</b>
<b>HUMANITIES</b>															
Applied Speech Communication												2		1	
Communication Studies												4		3	
History													2		
Sports Communication											1			10	
<b>TOTAL</b>											<b>1</b>	<b>6</b>	<b>2</b>	<b>14</b>	<b>0</b>
<b>MATHEMATICS</b>															
Actuarial Science														2	
Applied Mathematics														1	
Applied Mathematics Computer Science														4	
Computer Science											1				
Pre-Engineering												1			
<b>TOTAL</b>											<b>1</b>	<b>1</b>	<b>0</b>	<b>7</b>	<b>0</b>
<b>PHYSICAL SCIENCES</b>															
Biochemistry													0	1	
Chemistry													1		
Industrial Chemistry														2	
Industrial Chemistry Technology												5			
Natural Science												2			
Pre-Pharmacy												31			
<b>TOTAL</b>											<b>0</b>	<b>38</b>	<b>1</b>	<b>3</b>	<b>0</b>

AS (AA, AS, AAS)

MS (MED, MS, MTE, MSW)

\*Department name changed from *Biology* in Fall 2020

# DEGREES

## DEGREES CONFERRED BY PROGRAM ACADEMIC YEAR (SUMMER, FALL, SPRING SEMESTERS)

ARTS, SCIENCES AND EDUCATION	2019-20					2020-21					2021-22				
	CERT	AS	BA	BS	MS	CERT	AS	BA	BS	MS	CERT	AS	BA	BS	MS
<b>*SCHOOL OF EDUCATION DEPT</b>															
Adv Stds-Total Qual Mgmt in Ed											0				
Art Education											2				
Biology Education													2		
Career and Tech Ed Instructor															1
Career Tech Ed - Post Sec Admn															1
Curr Inst - Special Needs Ed															3
Curr Inst - Subject Area															1
Early Childhood Education											7		15		
Educational Leadership															1
Elementary Education													24		
English Education													3		
History Education													0		
Mathematics Education													2		
Pre-Teaching Elementary											3				
Pre-Teaching Secondary											2				
Pro-Mo-Ted Technical Education													0		
Social Studies Education													5		
Social Studies Elementary													2		
Technical Education													0		
<b>TOTAL</b>											<b>2</b>	<b>12</b>	<b>0</b>	<b>53</b>	<b>7</b>
<b>SOCIAL &amp; BEHAVIORAL SCIENCES</b>															
Political Science														4	
Psychology											5		25		
Sociology													3		
<b>TOTAL</b>											<b>0</b>	<b>5</b>	<b>3</b>	<b>29</b>	<b>0</b>
<b>SOCIAL WORK</b>															
Social Work												20		19	3
<b>TOTAL</b>											<b>0</b>	<b>20</b>	<b>0</b>	<b>19</b>	<b>3</b>
<b>COLLEGE TOTAL</b>											<b>6</b>	<b>111</b>	<b>8</b>	<b>234</b>	<b>10</b>

AS (AA, AS, AAS)

MS (MED, MS, MTE, MSW)

\*In 2021-2022, degrees were conferred for the School of Education Department in both Arts & Sciences and Arts, Sciences and Education.

Source: Office of Institutional Research and Testing

## DEGREES CONFERRED BY PROGRAM

### ACADEMIC YEAR (SUMMER, FALL, SPRING SEMESTERS)

BUSINESS	2019-20				2020-21				2021-22			
	CERT	AS	BS	MS	CERT	AS	BS	MS	CERT	AS	BS	MS
<b>ACCOUNTANCY FINANCE &amp; INFO SYSTEMS</b>												
Accountancy		10	34			10	43			7	49	
Accountancy/Computer Information Systems			2				0				0	
Accountancy/Finance			2				1				5	
Advanced Studies in Business Intelligence	3				10				7			
Advanced Studies in Incident Response	1				3				3			
Advanced Studies in Project Management	6				12				6			
Computerized Business Apps	4				2				3			
Computer Information Systems		5	21			5	28			5	17	
Computer Information Technology			7				15				11	
Cybersecurity	1				0				0			
Finance			10				15				11	
Forensic Accounting	0				2				3			
Information Security and Intelligence		0	31	5		2	20	12		0	28	8
Project Management	6				5				11		2	
<b>TOTAL</b>	<b>21</b>	<b>15</b>	<b>107</b>	<b>5</b>	<b>34</b>	<b>17</b>	<b>122</b>	<b>12</b>	<b>33</b>	<b>12</b>	<b>123</b>	<b>8</b>

<b>CRIMINAL JUSTICE</b>												
Criminal Justice						63				66		
Criminal Justice - Corrections							16				8	
Criminal Justice - Generalist							167				219	
Criminal Justice - Law Enforcement							27				19	
Criminal Justice Admin								6				22
<b>TOTAL</b>					<b>0</b>	<b>63</b>	<b>210</b>	<b>6</b>	<b>0</b>	<b>66</b>	<b>246</b>	<b>22</b>

<b>MANAGEMENT</b>												
Advanced Studies in Design & Innovation Mgt	2				6				4			
Advanced Studies in Global Logistics					1				0			
Advanced Studies in Incident Response	2				4				0			
Advanced Studies in Lean System & Leadership	1				2				3			
Advanced Studies in Performance Metrics	2				0				1			
Advanced Studies in Supply Chain Mgmt Lean	2				0				0			
BUAD w/Professional Tracks			39				43				40	
Business Administration			185				162				119	
Business Administration - Aviation			1				5				1	
Business Admin Legal Studies			6				1				0	
Event Management	1				2				0			
Fleet Management	1				4				0			
General Business		22				28				37		
Human Resource Management	18		22		18		12		12		17	
International Business	1				2				1			
Insurance									1			
Leadership and Supervision	13				17				17			
Lean Systems	3				4				2			
Legal Studies		4				0				1		

AS (AA, AS, AAS)

MS (MISI, MSCJ, MBA)

## DEGREES CONFERRED BY PROGRAM

### ACADEMIC YEAR (SUMMER, FALL, SPRING SEMESTERS)

BUSINESS	2019-20				2020-21				2021-22			
	CERT	AS	BS	MS	CERT	AS	BS	MS	CERT	AS	BS	MS
<b>MANAGEMENT - continued</b>												
Manufacturing Operations	1				2				1			
Masters of Business Administration				23				35				28
Operations Supply Management			6				4				2	
Risk Management & Insurance	4		7				2		2		5	
Small Business Management	4				7				4			
<b>TOTAL</b>	<b>55</b>	<b>26</b>	<b>266</b>	<b>23</b>	<b>69</b>	<b>28</b>	<b>229</b>	<b>35</b>	<b>48</b>	<b>38</b>	<b>184</b>	<b>28</b>

<b>MARKETING</b>												
Advertising/Integrated Marketing Communication			6				3		2			
Business Data Analytics			6				4				4	
Business to Business Marketing	2				1				1			
Data Analytics	3				0				5			
Design							1				6	
Digital Marketing	7				8				2			
Graphic Communication		4				4				5		
Graphic Design		1	7				9		1		7	
Graphic Media Management			9				4				4	
Healthcare Marketing			0				0				0	
Marketing	2	13	52		1	19	46		0	18	29	
Marketing Research	1				2				0			
Professional Digital Marketing	1				0				1			
Public Relations	2		7				12		1		8	
Retailing	1				0				0			
<b>TOTAL</b>	<b>19</b>	<b>18</b>	<b>87</b>	<b>0</b>	<b>12</b>	<b>23</b>	<b>79</b>	<b>0</b>	<b>13</b>	<b>23</b>	<b>58</b>	<b>0</b>

<b>SCHOOL OF DIGITAL MEDIA</b>												
Digital Media						15				15		
Digital Animation and Game Design							38				49	
Digital Media Software Eng							5				3	
Television Digital Media Prod							11				15	
<b>TOTAL</b>					<b>0</b>	<b>15</b>	<b>54</b>	<b>0</b>	<b>0</b>	<b>15</b>	<b>67</b>	<b>0</b>

<b>SPORT, ENTERTAINMENT, &amp; HOSPITALITY</b>												
Club Management					1				0			
Event Management									3			
Hospitality Management			28				33				26	
Hotel Management	1				0				0			
Music and Entertainment Business			10				21				9	
Music Industry Management			10				2				0	
Nutrition/Food Service Management	1	1			0	0			0	0		
PGA Golf Management			23				23				14	
Professional Brew Management		6				2				1		
Professional Tennis Management			4				7				11	

AS (AA, AS, AAS)

MS (MIS, MSCJ, MBA)

**DEGREES CONFERRED BY PROGRAM**  
**ACADEMIC YEAR (SUMMER, FALL, SPRING SEMESTERS)**

	2019-20				2020-21				2021-22			
	CERT	AS	BS	MS	CERT	AS	BS	MS	CERT	AS	BS	MS
<b>BUSINESS</b>												
<b>SPORT, ENTERTAINMENT, &amp; HOSPITALITY - continued</b>												
Restaurant & Food Industry Management		6				6			1	5		
Ski Resort Management	0				1				0			
Spa Management	1				0				0			
<b>TOTAL</b>	<b>3</b>	<b>13</b>	<b>75</b>	<b>0</b>	<b>2</b>	<b>8</b>	<b>86</b>	<b>0</b>	<b>4</b>	<b>6</b>	<b>60</b>	<b>0</b>
<b>COLLEGE TOTAL</b>	<b>98</b>	<b>72</b>	<b>535</b>	<b>28</b>	<b>117</b>	<b>154</b>	<b>780</b>	<b>53</b>	<b>98</b>	<b>160</b>	<b>738</b>	<b>58</b>

AS (AA, AS, AAS)

MS (MISI, MSCJ, MBA)

Source: Office of Institutional Research and Testing

**DEGREES CONFERRED BY PROGRAM**  
**ACADEMIC YEAR (SUMMER, FALL, SPRING SEMESTERS)**

EDUCATION & HUMAN SERVICES	2019-20				2020-21				2021-22			
	CERT	AS	BS	MS	CERT	AS	BS	MS	CERT	AS	BS	MS
<b>CRIMINAL JUSTICE</b>												
Criminal Justice		42				4				0		
Criminal Justice - Corrections			12				5				0	
Criminal Justice - Generalist			242				86				3	
Criminal Justice - Law Enforcement			34					0				0
Criminal Justice Administration				24				12				0
Pre-Criminal Justice		5					0				0	
<b>TOTAL</b>	<b>0</b>	<b>47</b>	<b>288</b>	<b>24</b>	<b>0</b>	<b>4</b>	<b>91</b>	<b>12</b>	<b>0</b>	<b>0</b>	<b>3</b>	<b>0</b>
<b>SCHOOL OF DIGITAL MEDIA</b>												
Digital Animation and Game Design			38				1				0	
Digital Media Software Engineering			7				2				1	
Digital Media		9				1				0		
Pre-Digital Media		2				0				0		
Television & Digital Media Production			15				7				0	
<b>TOTAL</b>	<b>0</b>	<b>11</b>	<b>60</b>	<b>0</b>	<b>0</b>	<b>1</b>	<b>10</b>	<b>0</b>	<b>0</b>	<b>0</b>	<b>1</b>	<b>0</b>
<b>*SCHOOL OF EDUCATION</b>												
Biology Education			2				0				0	
Career & Technical Education - Instructor				5				0				0
Career & Technical Education - Train Dev				1				0				0
Curriculum & Instruction - Special Needs Ed				8				1				0
Curriculum & Instruction - Subject Area				3				1				0
Early Childhood Education		11	28			1	10			1	0	
Educational Leadership				4				1				0
Elementary Education			42				1				1	
English Education			2				0				0	
History Education			1				0				0	
Mathematics Education			3				0				0	
Pre-Teaching Elementary		3				1				0		
Pre-Teaching Secondary		2				0				0		
Pro-Mo-Ted Technical Education			3				0				0	
Social Studies & Elementary Education			2				1				0	
Social Studies Education			5				0				0	
Technical Education			1				0				0	
<b>TOTAL</b>	<b>0</b>	<b>16</b>	<b>89</b>	<b>21</b>	<b>0</b>	<b>2</b>	<b>12</b>	<b>3</b>	<b>0</b>	<b>1</b>	<b>1</b>	<b>0</b>
<b>COLLEGE TOTAL</b>	<b>0</b>	<b>74</b>	<b>437</b>	<b>45</b>	<b>0</b>	<b>7</b>	<b>113</b>	<b>15</b>	<b>0</b>	<b>1</b>	<b>5</b>	<b>0</b>

\*2020-2021 School of Education Department Degrees Conferred are also reflected in Arts & Sciences, 2021-2022 in Arts, Sciences and Education.

AS (AA, AAS)

MS (MED, MS, MTE)

Source: Office of Institutional Research and Testing

## DEGREES CONFERRED BY PROGRAM

### ACADEMIC YEAR (SUMMER, FALL, SPRING SEMESTERS)

ENGINEERING TECHNOLOGY	2019-20				2020-21				2021-22			
	CERT	AAS	BS	MS	CERT	AAS	BS	MS	CERT	AAS	BS	MS
<b>ARCHITECTURAL TECH &amp; FACILITIES MGMT</b>												
Architectural Technology		23				21				27		
Architecture & Sustainability			16				10				13	
Facility Management	6		11		3		9		0		12	
<b>TOTAL</b>	<b>6</b>	<b>23</b>	<b>27</b>	<b>0</b>	<b>3</b>	<b>21</b>	<b>19</b>	<b>0</b>	<b>0</b>	<b>27</b>	<b>25</b>	<b>0</b>

<b>AUTOMOTIVE</b>												
Automotive Engineering Technology			35				22				37	
Automotive Management			3				0				1	
Automotive Management (2+2)			6				9				4	
Automotive Service Technology		15				6				5		
Performance Machining	6				1				3			
Performance Motorsports	33				19				22			
<b>TOTAL</b>	<b>39</b>	<b>15</b>	<b>44</b>	<b>0</b>	<b>20</b>	<b>6</b>	<b>31</b>	<b>0</b>	<b>25</b>	<b>5</b>	<b>42</b>	<b>0</b>

<b>CONSTRUCTION TECHNOLOGY &amp; MGMT</b>												
Building Construction Technology		42				64				59		
Civil Engineering Technology- Highway Emphasis		12				3				6		
Construction Administration					1				0			
Construction Management			60				43				66	
<b>TOTAL</b>	<b>0</b>	<b>54</b>	<b>60</b>	<b>0</b>	<b>1</b>	<b>67</b>	<b>43</b>	<b>0</b>	<b>0</b>	<b>65</b>	<b>66</b>	<b>0</b>

<b>ELECTRONICS/CNS</b>												
Computer Networks & Systems			5				2				5	
Electrical/Electronics Engineering Technology			11				5				10	
Industrial Electronics Technology		5				9				10		
<b>TOTAL</b>	<b>0</b>	<b>5</b>	<b>16</b>	<b>0</b>	<b>0</b>	<b>9</b>	<b>7</b>	<b>0</b>	<b>0</b>	<b>10</b>	<b>15</b>	<b>0</b>

<b>ENERGY SYSTEMS ENGINEERING</b>												
Energy Systems Engineering			1				0				0	
<b>TOTAL</b>	<b>0</b>	<b>0</b>	<b>1</b>	<b>0</b>	<b>0</b>	<b>0</b>	<b>0</b>	<b>0</b>	<b>0</b>	<b>0</b>	<b>0</b>	<b>0</b>

<b>HEAVY EQUIPMENT</b>												
Electrical Power Generation	2				5				1			
Heavy Equipment Service Engineering Tech			12				14				10	
Heavy Equipment Technology		31				17				15		
<b>TOTAL</b>	<b>2</b>	<b>31</b>	<b>12</b>	<b>0</b>	<b>5</b>	<b>17</b>	<b>14</b>	<b>0</b>	<b>1</b>	<b>15</b>	<b>10</b>	<b>0</b>

<b>HVACR</b>												
HVACR Eng Tech and Energy Mgmt			26				31				34	
HVACR Technology		26				29				25		
<b>TOTAL</b>	<b>0</b>	<b>26</b>	<b>26</b>	<b>0</b>	<b>0</b>	<b>29</b>	<b>31</b>	<b>0</b>	<b>0</b>	<b>25</b>	<b>34</b>	<b>0</b>

## DEGREES CONFERRED BY PROGRAM

### ACADEMIC YEAR (SUMMER, FALL, SPRING SEMESTERS)

ENGINEERING TECHNOLOGY	2019-20				2020-21				2021-22			
	CERT	AAS	BS	MS	CERT	AAS	BS	MS	CERT	AAS	BS	MS
<b>MANUFACTURING ENGINEERING TECH</b>												
Basic CNC Prog & Machine Operations	30				21				20			
Industrial Practices	6				2				3			
Industrial Technology and Management			39				44				22	
Lean Technology									2			
Manufacturing Engineering Technology			45				27				32	
Manufacturing Technology		13				13				15		
Product Design	6				1				2			
Quality Leadership	0				1				0			
Quality Technology	75				43				59			
<b>TOTAL</b>	<b>117</b>	<b>13</b>	<b>84</b>	<b>0</b>	<b>68</b>	<b>13</b>	<b>71</b>	<b>0</b>	<b>86</b>	<b>15</b>	<b>54</b>	<b>0</b>
<b>MECHANICAL DESIGN</b>												
CAD Drafting & Tool Design Technology		6				1				1		
Mechanical Engineering Technology		38	41			42	26			48	44	
Product Design Engineering Technology			17				29				25	
<b>TOTAL</b>	<b>0</b>	<b>44</b>	<b>58</b>	<b>0</b>	<b>0</b>	<b>43</b>	<b>55</b>	<b>0</b>	<b>0</b>	<b>49</b>	<b>69</b>	<b>0</b>
<b>PLASTICS &amp; RUBBER</b>												
Plastics Engineering Technology			45				21				35	
Plastics and Polymer Engineering Technology		29				23				35		
Rubber Engineering Technology			2				4				0	
<b>TOTAL</b>	<b>0</b>	<b>29</b>	<b>47</b>	<b>0</b>	<b>0</b>	<b>23</b>	<b>25</b>	<b>0</b>	<b>0</b>	<b>35</b>	<b>35</b>	<b>0</b>
<b>SURVEYING</b>												
Advanced Geographic Information Systems	0				1				0			
Surveying Engineering			12				10				13	
Surveying Technology		8				11				7		
<b>TOTAL</b>	<b>0</b>	<b>8</b>	<b>12</b>	<b>0</b>	<b>1</b>	<b>11</b>	<b>10</b>	<b>0</b>	<b>0</b>	<b>7</b>	<b>13</b>	<b>0</b>
<b>WELDING ENGINEERING TECHNOLOGY</b>												
Welding Engineering Technology			42				39				42	
Welding Technology		49				38				53		
<b>TOTAL</b>	<b>0</b>	<b>49</b>	<b>42</b>	<b>0</b>	<b>0</b>	<b>38</b>	<b>39</b>	<b>0</b>	<b>0</b>	<b>53</b>	<b>42</b>	<b>0</b>
<b>COLLEGE TOTAL</b>	<b>164</b>	<b>297</b>	<b>429</b>	<b>0</b>	<b>98</b>	<b>277</b>	<b>345</b>	<b>0</b>	<b>112</b>	<b>306</b>	<b>405</b>	<b>0</b>

Source: Office of Institutional Research and Testing

## DEGREES CONFERRED BY PROGRAM

### ACADEMIC YEAR (SUMMER, FALL, SPRING SEMESTERS)

HEALTH PROFESSIONS	2019-20						2020-21						2021-22					
	CERT	AAS	BS	BSN	MS	DNP	CERT	AAS	BS	BSN	MS	DNP	CERT	AAS	BS	BSN	MS	DNP
<b>CLINICAL LAB, RESP CARE &amp; HEALTH ADM.</b>																		
Cancer Information Management	2																	
Gerontology	24																	
Health Care Systems Administration			32															
Health Information Management			20															
Health Information Technology		23																
Long Term Care	25																	
Master of Healthcare Administration					13													
Medical Laboratory Science			16															
Medical Laboratory Technology		1																
Molecular Diagnostics			4															
Public Health			3		5													
Respiratory Care		22																
Respiratory Therapy			1															
<b>TOTAL</b>	<b>51</b>	<b>46</b>	<b>76</b>	<b>0</b>	<b>18</b>	<b>0</b>												

<b>DENTAL HYGIENE &amp; MEDICAL IMAGING</b>																		
Allied Health Science		48	49															
Dental Hygiene		39	13															
Diagnostic Medical Sonography		20																
Nuclear Medicine Technology			17															
Radiography		34																
<b>TOTAL</b>	<b>0</b>	<b>141</b>	<b>79</b>	<b>0</b>	<b>0</b>	<b>0</b>												

<b>DENTAL HYGIENE and PUBLIC HEALTH</b>																		
Allied Health Science									1						0			
Dental Hygiene								39	16					36	15			
Public Health									5		7				9		11	
<b>TOTAL</b>							<b>0</b>	<b>39</b>	<b>22</b>	<b>0</b>	<b>7</b>	<b>0</b>	<b>0</b>	<b>36</b>	<b>24</b>	<b>0</b>	<b>11</b>	<b>0</b>

<b>DIAGNOSTIC LABORATORY &amp; THERAPEUTIC SCI</b>																		
Diagnostic Medical Sonography								20						20				
Medical Laboratory Science									16						16			
Medical Laboratory Technology								1						0				
Molecular Diagnostics									5						0			
Nuclear Medicine Technology									13						12			
Radiography								30						35				
Respiratory Care								11						6				
Respiratory Therapy									4						5			
Vascular Ultrasound							2						4					
<b>TOTAL</b>							<b>2</b>	<b>62</b>	<b>38</b>	<b>0</b>	<b>0</b>	<b>0</b>	<b>4</b>	<b>61</b>	<b>33</b>	<b>0</b>	<b>0</b>	<b>0</b>

MS (MPH, MHA, MSN)

# DEGREES

## DEGREES CONFERRED BY PROGRAM ACADEMIC YEAR (SUMMER, FALL, SPRING SEMESTERS)

HEALTH PROFESSIONS	2019-20						2020-21						2021-22					
	CERT	AAS	BS	BSN	MS	DNP	CERT	AAS	BS	BSN	MS	DNP	CERT	AAS	BS	BSN	MS	DNP
<b>HEALTH ADMINISTRATION &amp; HEALTH INFO.</b>																		
Allied Health Science								60	41					41	37			
Cancer Information Management							2						0					
Gerontology							41						40					
Health Care Systems Administration									38						27			
Health Information Management									13						12			
Health Information Technology								9						16				
Long Term Care							51						34					
Master of Healthcare Administration											12						15	
<b>TOTAL</b>							<b>94</b>	<b>69</b>	<b>92</b>	<b>0</b>	<b>12</b>	<b>0</b>	<b>74</b>	<b>57</b>	<b>76</b>	<b>0</b>	<b>15</b>	<b>0</b>

<b>SCHOOL OF NURSING</b>																		
Doctor of Nursing Practice						7						2						1
Master of Science in Nursing					28						19					34		
Nursing				107						74					54			
Nursing Education	1						3						2					
Nursing- B.S.N.				53						65					53			
<b>TOTAL</b>	<b>1</b>	<b>0</b>	<b>0</b>	<b>160</b>	<b>28</b>	<b>7</b>	<b>3</b>	<b>0</b>	<b>0</b>	<b>139</b>	<b>19</b>	<b>2</b>	<b>2</b>	<b>0</b>	<b>0</b>	<b>107</b>	<b>34</b>	<b>1</b>

<b>COLLEGE TOTAL</b>	<b>52</b>	<b>187</b>	<b>155</b>	<b>160</b>	<b>46</b>	<b>7</b>	<b>99</b>	<b>170</b>	<b>152</b>	<b>139</b>	<b>38</b>	<b>2</b>	<b>80</b>	<b>154</b>	<b>133</b>	<b>107</b>	<b>60</b>	<b>1</b>
----------------------	-----------	------------	------------	------------	-----------	----------	-----------	------------	------------	------------	-----------	----------	-----------	------------	------------	------------	-----------	----------

MS (MPH, MHA, MSN)

In Fall 2019, Health Professions went through a reorganization: "Clinical Lab, Respiratory Care & Health Administration" and "Dental Hygiene & Medical Imaging" merged into three departments: "Dental Hygiene & Public Health", "Diagnostic, Lab-Therapeutic Science" and "Health Administration & Health Information". Nursing remained the same. (Reflected here in Degrees Conferred beginning 2020-21).

Source: Office of Institutional Research and Testing

**DEGREES CONFERRED BY PROGRAM**  
**ACADEMIC YEAR (SUMMER, FALL, SPRING SEMESTERS)**

KENDALL	2019-20				2020-21				2021-22			
	CERT	BS	BFA	MFA	CERT	BS	BFA	MFA	CERT	BS	BFA	MFA
<b>DESIGN STUDIES</b>												
Collaborative Design			2				2				5	
Digital Art and Design			4				25				17	
Digital Media			10				15				1	
Visual and Critical Studies	1			2				2	1			2
Master of Architecture				5				6				6
Furniture Design			2				4				5	
Graphic Design			20				27				29	
Illustration			13				24				17	
Industrial Design			2				10				7	
Interior Design			13				18				18	
Masters of Arts in Design				6				4				0
Medical Illustration			6				9				5	
Metals/Jewelry Design			3				1				1	
<b>TOTAL</b>	<b>1</b>	<b>0</b>	<b>75</b>	<b>13</b>	<b>0</b>	<b>0</b>	<b>135</b>	<b>12</b>	<b>1</b>	<b>0</b>	<b>105</b>	<b>8</b>

<b>FINE ARTS/FOUNDATION</b>												
Art Education			1				6				6	
Drawing			0				4				3	
Fashion Studies			7				3				3	
Fine Arts Drawing				1				0				0
Fine Arts Painting				1				6				5
Fine Arts Printmaking				0				1				1
Painting			2				4				1	
Photography			1				6				15	
Printmaking			2				1				3	
Sculpture/Functional Art			1				1				0	
<b>TOTAL</b>	<b>0</b>	<b>0</b>	<b>14</b>	<b>2</b>	<b>0</b>	<b>0</b>	<b>25</b>	<b>7</b>	<b>0</b>	<b>0</b>	<b>31</b>	<b>6</b>

<b>LIBERAL ARTS/SCIENCE/ART HISTORY</b>												
Art History		0				0				1		
Art History Studio Option		2				5				2		
Master of Art Education				0				6				4
<b>TOTAL</b>	<b>0</b>	<b>2</b>	<b>0</b>	<b>0</b>	<b>0</b>	<b>5</b>	<b>0</b>	<b>6</b>	<b>0</b>	<b>3</b>	<b>0</b>	<b>4</b>

<b>COLLEGE TOTAL</b>	<b>1</b>	<b>2</b>	<b>89</b>	<b>15</b>	<b>0</b>	<b>5</b>	<b>160</b>	<b>25</b>	<b>1</b>	<b>3</b>	<b>136</b>	<b>18</b>
----------------------	----------	----------	-----------	-----------	----------	----------	------------	-----------	----------	----------	------------	-----------

MFA (MA, MARCH, MFA)

Source: Office of Institutional Research and Testing

## DEGREES CONFERRED BY PROGRAM

### ACADEMIC YEAR (SUMMER, FALL, SPRING SEMESTERS)

MICHIGAN COLLEGE OF OPTOMETRY	2019-20				2020-21				2021-22			
	CERT	AA	BS	OD	CERT	AA	BS	OD	CERT	AA	BS	OD
Optometry				33				37				35
Vision Science			12				21				4	
<b>COLLEGE TOTAL</b>	<b>0</b>	<b>0</b>	<b>12</b>	<b>33</b>	<b>0</b>	<b>0</b>	<b>21</b>	<b>37</b>	<b>0</b>	<b>0</b>	<b>4</b>	<b>35</b>

PHARMACY	2019-20				2020-21				2021-22			
	CERT	AS	BS	Pharm D	CERT	AS	BS	Pharm D	CERT	AS	BS	Pharm D
Pharmacy				130				137				140
<b>COLLEGE TOTAL</b>	<b>0</b>	<b>0</b>	<b>0</b>	<b>130</b>	<b>0</b>	<b>0</b>	<b>0</b>	<b>137</b>	<b>0</b>	<b>0</b>	<b>0</b>	<b>140</b>

PROFESSIONAL & TECHNOLOGICAL STUDIES	2019-20				2020-21				2021-22			
	CERT	AS	BS	EDD	CERT	AS	BS	EDD	CERT	AS	BS	EDD
Community College Leadership				16				28				21
<b>COLLEGE TOTAL</b>	<b>0</b>	<b>0</b>	<b>0</b>	<b>16</b>	<b>0</b>	<b>0</b>	<b>0</b>	<b>28</b>	<b>0</b>	<b>0</b>	<b>0</b>	<b>21</b>

UNIVERSITY COLLEGE	2019-20				2020-21				2021-22			
	CERT	AS	BS	EDD	CERT	AS	BS	EDD	CERT	AS	BS	EDD
Developmental Program & Curriculum												
General Studies		10				13				11		
<b>COLLEGE TOTAL</b>	<b>0</b>	<b>10</b>	<b>0</b>	<b>0</b>	<b>0</b>	<b>13</b>	<b>0</b>	<b>0</b>	<b>0</b>	<b>11</b>	<b>0</b>	<b>0</b>

Source: Office of Institutional Research and Testing

## DEGREES CONFERRED AT FERRIS STATE UNIVERSITY

ACADEMIC YEAR (SUMMER, FALL, SPRING SEMESTERS)

	<u>CERTIFICATE</u>	<u>ASSOCIATE</u>	<u>BACHELOR</u>	<u>MASTER</u>	<u>PROFESSIONAL</u> <u>PRACTICE</u>	<u>DOCTORATE</u>	<u>TOTAL</u>
<b>2002 - 2003</b>	247	808	1,312	168	58		2,593
<b>2003 - 2004</b>	217	830	1,410	148	121		2,726
<b>2004 - 2005</b>	245	843	1,403	158	149		2,798
<b>2005 - 2006</b>	259	905	1,615	134	147		3,060
<b>2006 - 2007</b>	327	873	1,639	169	154		3,162
<b>2007 - 2008</b>	264	861	1,839	137	158		3,259
<b>2008 - 2009</b>	292	794	1,952	197	176		3,411
<b>2009 - 2010</b>	283	787	2,004	156	177		3,407
<b>2010 - 2011</b>	247	718	2,199	165	178		3,507
<b>2011 - 2012</b>	298	819	2,310	149	185		3,761
<b>2012 - 2013</b>	249	790	2,359	127	150	5	3,680
<b>2013 - 2014</b>	288	683	2,412	164	178	8	3,733
<b>2014 - 2015</b>	370	695	2,404	144	163	24	3,800
<b>2015 - 2016</b>	441	741	2,600	221	182	11	4,196
<b>2016 - 2017</b>	489	881	2,557	223	182	16	4,348
<b>2017 - 2018</b>	462	839	2,581	158	162	16	4,218
<b>2018 - 2019</b>	427	807	2,487	164	184	29	4,098
<b>2019 - 2020</b>	328	729	2,148	163	163	23	3,554
<b>2020 - 2021</b>	326	732	2,123	189	174	30	3,574
<b>2021-2022</b>	298	758	1,914	198	175	22	3,365

Source: Office of Institutional Research and Testing

# FERRIS STATE UNIVERSITY

## APPROVED PROGRAM MAJORS

\* exception for programs with concentration that were built as an individual degree

### COLLEGE OF ARTS, SCIENCES AND EDUCATION

Department	Program	Degree
Arts, Sciences and Education Dean's Office	Integrative Studies	AA
Arts, Sciences and Education Dean's Office	Integrative Studies	BS
Biological Sciences	Biology	BS
Biological Sciences	Biotechnology	BS
Biological Sciences	Pre-Science	AS
Biological Sciences/Physical Sciences	Natural Science	AS
Education	Biology Education	BS
Education	Business Mgmt Marketing & Tech Education	BS
Education	*Career & Technical Education/Instructor	MTE
Education	*Career & Technical Education/Postsecondary Administration	MTE
Education	*Career & Technical Education/Training and Development	MTE
Education	Chemistry Education	BS
Education	*Curriculum & Instruction - Special Education	M.Ed.
Education	*Curriculum & Instruction - Subject Area	M.Ed.
Education	Early Childhood Education	AAS
Education	Early Childhood Education	BS
Education	Educational Leadership	MS
Education	Elementary Education	BS
Education	English Education	BS
Education	Geography Education	BS
Education	History Education	BS
Education	Mathematics Education	BS
Education	Political Sciences Education	BS
Education	Pre-Teaching Elementary	AA
Education	Pre-Teaching Secondary	AA
Education	Technical Education	BS
Education	Technical Education - Prof. Modularized Teaching Education	BS
English, Literature, and World Languages	English	BA
English, Literature, and World Languages	Journalism & Technical Communication	BS
English, Literature, and World Languages	Liberal Arts	AA
English, Literature, and World Languages	Spanish for the Professions	BS
English, Literature, and World Languages	Technical & Professional Communication	BS
Humanities	Communication Studies	AA
Humanities	Communication Studies	BS
Humanities	History	BA
Humanities	Social Justice	BA
Humanities	Sports Communication	BS
Mathematics	Actuarial Science	BS
Mathematics	Applied Mathematics	BS
Mathematics	Applied Mathematics/Computer Science	BS
Mathematics	Pre-Engineering	AS

# FERRIS STATE UNIVERSITY

## APPROVED PROGRAM MAJORS

\* exception for programs with concentration that were built as an individual degree

### COLLEGE OF ARTS, SCIENCES AND EDUCATION Continued

Physical Sciences	Biochemistry	BA
Physical Sciences	Biochemistry	BS
Physical Sciences	Chemistry	BA
Physical Sciences	Industrial Chemistry	BS
Physical Sciences	Industrial Chemistry Technology	AAS
Physical Sciences	Pre-Pharmacy	AS
Social and Behavioral Sciences	Political Science	BS
Social and Behavioral Sciences	Psychology	AA
Social and Behavioral Sciences	Psychology	BS
Social and Behavioral Sciences	Sociology	BA
Social Work	Social Work	AA
Social Work	Social Work	BSW
Social Work	Social Work	MSW

# FERRIS STATE UNIVERSITY

## APPROVED PROGRAM MAJORS

\* exception for programs with concentration that were built as an individual degree

### COLLEGE OF BUSINESS

Department	Program	Degree
Accountancy, Finance, & Information Systems	Accountancy	AAS
Accountancy, Finance, & Information Systems	Accountancy	BS
Accountancy, Finance, & Information Systems	Accountancy/Computer Information Systems	BS
Accountancy, Finance, & Information Systems	*Accountancy/Finance	BS
Accountancy, Finance, & Information Systems	Artificial Intelligence	BS
Accountancy, Finance, & Information Systems	Computer Information Systems	AAS
Accountancy, Finance, & Information Systems	Computer Information Systems	BS
Accountancy, Finance, & Information Systems	Computer Information Technology	AAS
Accountancy, Finance, & Information Systems	Computer Information Technology	BS
Accountancy, Finance, & Information Systems	Finance	BS
Accountancy, Finance, & Information Systems	Information Security & Intelligence	AAS
Accountancy, Finance, & Information Systems	Information Security & Intelligence	BS
Accountancy, Finance, & Information Systems	Information Security & Intelligence	MS
Accountancy, Finance, & Information Systems	Project Management	BS
Criminal Justice	*Criminal Justice/Corrections Option	BS
Criminal Justice	*Criminal Justice/Generalist Option	BS
Criminal Justice	*Criminal Justice/Law Enforcement Option	BS
Criminal Justice	Criminal Justice	AA
Criminal Justice	Criminal Justice Administration	MS
Digital Media	Digital Animation and Game Design	BAS
Digital Media	Digital Media	AS
Digital Media	Digital Media Software Engineering	BS
Digital Media	Professional Esports Production	BS
Digital Media	Television and Digital Media Production	BS
Management	*Business Administration with Professional Tracks	BS
Management	Business Administration	BS
Management	Business Administration	MBA
Management	Business Administration/Aviation	BS
Management	Economics	BS
Management	General Business	AAS
Management	Human Resource Management	BS
Management	Operations and Supply Management	BS
Management	Risk Management and Insurance	BS
Marketing	Business Data Analytics	BS
Marketing	Data Science and Analytics	MS
Marketing	Design	BS
Marketing	Graphic Communications	AAS
Marketing	Graphic Media Management	BS
Marketing	Marketing	AAS
Marketing	Marketing	BS
Marketing	Public Relations	BS
Sport Entertainment and Hospitality Mgmt	Hospitality Management	BS
Sport Entertainment and Hospitality Mgmt	Music and Entertainment Business	BS
Sport Entertainment and Hospitality Mgmt	PGA Golf Management	BS
Sport Entertainment and Hospitality Mgmt	Professional Tennis Management	BS
Sport Entertainment and Hospitality Mgmt	Restaurant & Food Industry Management	AAS

# FERRIS STATE UNIVERSITY

## APPROVED PROGRAM MAJORS

\* exception for programs with concentration that were built as an individual degree

### COLLEGE OF ENGINEERING TECHNOLOGY

School	Program	Degree
Automotive and Heavy Equipment	Automotive Engineering Technology	BS
Automotive and Heavy Equipment	Automotive Management	BS
Automotive and Heavy Equipment	Automotive Management 2+2	BS
Automotive and Heavy Equipment	Automotive Service Technology	AAS
Automotive and Heavy Equipment	Heavy Equipment Service Engineering Technology	BS
Automotive and Heavy Equipment	Heavy Equipment Technology	AAS
Built Environment	Architectural Technology	AAS
Built Environment	Architecture & Sustainability	BS
Built Environment	Building Construction Technology	AAS
Built Environment	Civil Engineering Technology - Highway Emphasis	AAS
Built Environment	Construction Management	BS
Built Environment	Facility Management	BS
Built Environment	HVACR Engineering Technology and Energy Management	BS
Built Environment	HVACR Technology	AAS
Design and Manufacturing	CAD Drafting & Tool Design Technology	AAS
Design and Manufacturing	Industrial Technology and Management	BAS
Design and Manufacturing	Manufacturing Engineering Technology	BS
Design and Manufacturing	Manufacturing Technology	AAS
Design and Manufacturing	Plastics & Polymer Engineering Technology	AAS
Design and Manufacturing	Plastics Engineering Technology	BS
Design and Manufacturing	Rubber Engineering Technology	BS
Design and Manufacturing	Welding Engineering Technology	BS
Design and Manufacturing	Welding Technology	AAS
Engineering and Computing Technology	Computer Networks & Systems	BS
Engineering and Computing Technology	Electrical/Electronics Engineering Technology	BS
Engineering and Computing Technology	Industrial Electronics Technology	AAS
Engineering and Computing Technology	Mechanical Engineering Technology	AAS
Engineering and Computing Technology	Mechanical Engineering Technology	BS
Engineering and Computing Technology	Product Design Engineering Technology	BS
Engineering and Computing Technology	Surveying Engineering	BS
Engineering and Computing Technology	Surveying Technology	AAS

# FERRIS STATE UNIVERSITY

## APPROVED PROGRAM MAJORS

\* exception for programs with concentration that were built as an individual degree

### COLLEGE OF HEALTH PROFESSIONS

Department/School	Program	Degree
Dental Hygiene & Public Health	Dental Hygiene	AAS
Dental Hygiene & Public Health	Dental Hygiene	BS
Dental Hygiene & Public Health	Public Health	BS
Dental Hygiene & Public Health	Public Health	MPH
Diagnostic, Laboratory & Therapeutic Sciences	Diagnostic Medical Sonography	AAS
Diagnostic, Laboratory & Therapeutic Sciences	Medical Laboratory Science	BS
Diagnostic, Laboratory & Therapeutic Sciences	Medical Laboratory Technology	AAS
Diagnostic, Laboratory & Therapeutic Sciences	Molecular Diagnostics	BS
Diagnostic, Laboratory & Therapeutic Sciences	Nuclear Medicine Technology	BS
Diagnostic, Laboratory & Therapeutic Sciences	Radiography	AAS
Diagnostic, Laboratory & Therapeutic Sciences	Respiratory Care	AA
Diagnostic, Laboratory & Therapeutic Sciences	Respiratory Therapy	BS
Health Administration & Health Information	Allied Health Science	AAS
Health Administration & Health Information	Allied Health Science	BS
Health Administration & Health Information	Health Care Systems Administration	BS
Health Administration & Health Information	Health Information Management	BS
Health Administration & Health Information	Health Information Technology	AAS
Health Administration & Health Information	Healthcare Administration	MHA
Nursing	Nursing	DNP
Nursing	Nursing	MSN
Nursing	Nursing	BSN
Nursing	Nursing RN to BSN	BSN

### COLLEGE OF PHARMACY

Program	Degree
Doctor of Pharmacy	Pharm.D.

### COLLEGE OF PROFESSIONAL AND TECHNOLOGICAL STUDIES

Program	Degree
Community College Leadership	EDD

### MICHIGAN COLLEGE OF OPTOMETRY

Program	Degree
Doctor of Optometry	OD
Vision Science	BS

# FERRIS STATE UNIVERSITY

## APPROVED PROGRAM MAJORS

\* exception for programs with concentration that were built as an individual degree

### KENDALL COLLEGE OF ART AND DESIGN

Program	Degree
Architecture	MArch
Art Education	BFA
Art Education	MAE
Art History	AA
Art History	BA
Collaborative Design	BFA
Design	AFA
Design	MA
Digital Art & Design	BFA
Drawing	BFA
Fashion Studies	BFA
Fine Arts/Drawing	MFA
Fine Arts/Painting	MFA
Furniture Design	BFA
Graphic Design	BFA
Illustration	BFA
Industrial Design	BFA
Interior Design	BFA
Life Science & Pre-Medical Illustration	BFA
Metals and Jewelry Design	BFA
Painting	BFA
Photography	BFA
Product Design	BFA
Sculpture and Functional Art	BFA
Visual and Critical Studies	MA

# FERRIS STATE UNIVERSITY

## APPROVED PROGRAM MAJORS

\* exception for programs with concentration that were built as an individual degree

### RETENTION & STUDENT SUCCESS

Program	Degree
Community Leadership	AA
General Studies	AA
Honors Program Associate	AS
Honors Program Bachelor	BS



### TOTAL NUMBER of DEGREE PROGRAMS OFFERED

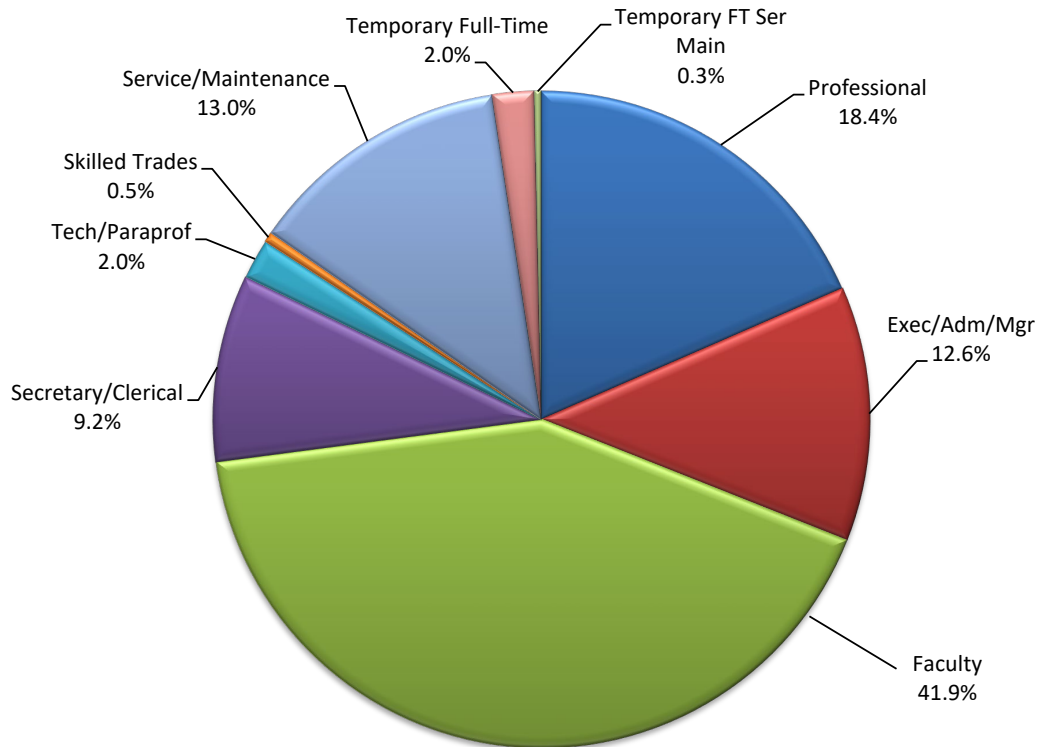
Certificate's	Associate's	Bachelor's	Master's	Doctorial
86	48	125	19	4

Source: Academic Affairs & Kendall College of Art & Design

# FACULTY & STAFF

# UNIVERSITY STAFF BY JOB CATEGORY AND GENDER FALL 2022

## FULL-TIME

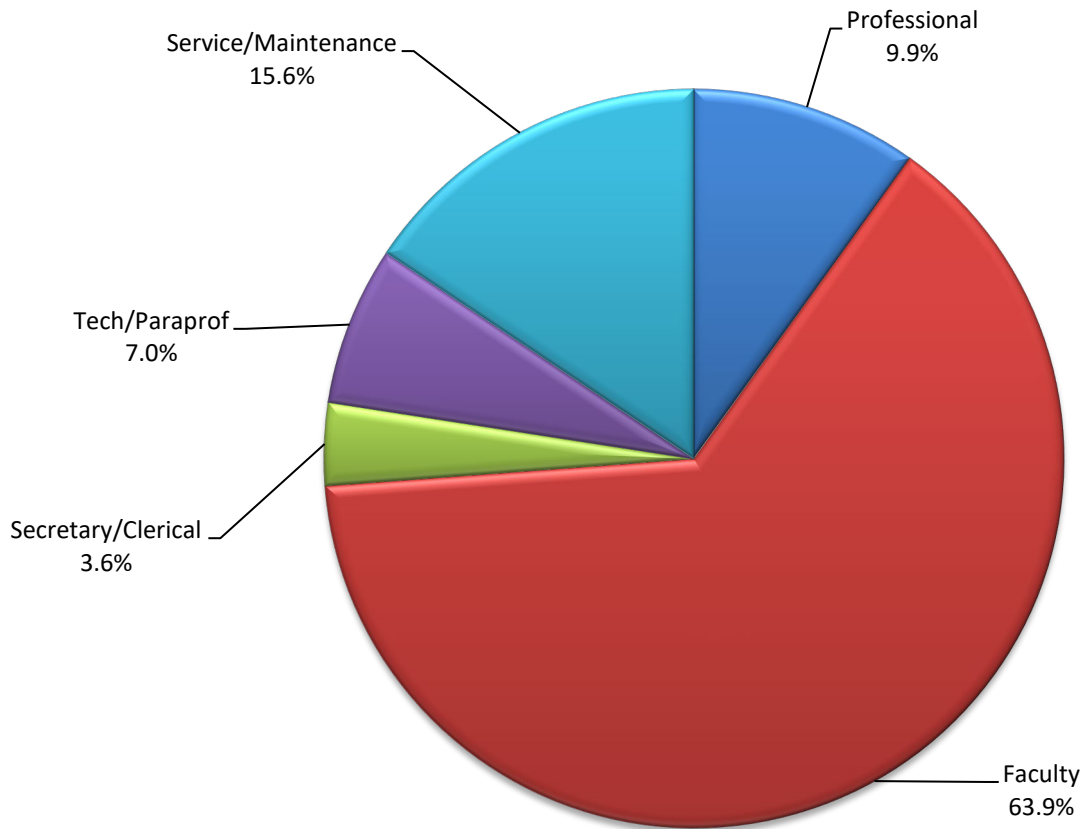


<u>JOB CATEGORY</u>	<u>MALE NUMBER</u>	<u>PERCENT</u>	<u>FEMALE NUMBER</u>	<u>PERCENT</u>	<u>TOTAL NUMBER</u>	<u>PERCENT</u>
Professional	95	44.0%	121	56.0%	216	18.4%
Exec/Adm/Mgr	60	40.8%	87	59.2%	147	12.6%
Faculty	258	52.5%	233	47.5%	491	41.9%
Secretary/Clerical	6	5.6%	102	94.4%	108	9.2%
Tech/Paraprof	15	65.2%	8	34.8%	23	2.0%
Skilled Trades	6	100.0%	0	0.0%	6	0.5%
Service/Maintenance	98	64.5%	54	35.5%	152	13.0%
Temporary Full-Time	8	33.3%	16	66.7%	24	2.0%
Temporary FT Ser Main	1	25.0%	3	75.0%	4	0.3%
<b>TOTAL</b>	<b>547</b>	<b>46.7%</b>	<b>624</b>	<b>53.3%</b>	<b>1,171</b>	<b>100.0%</b>

Source: Office of Human Resource Development

## UNIVERSITY STAFF BY JOB CATEGORY AND GENDER FALL 2022

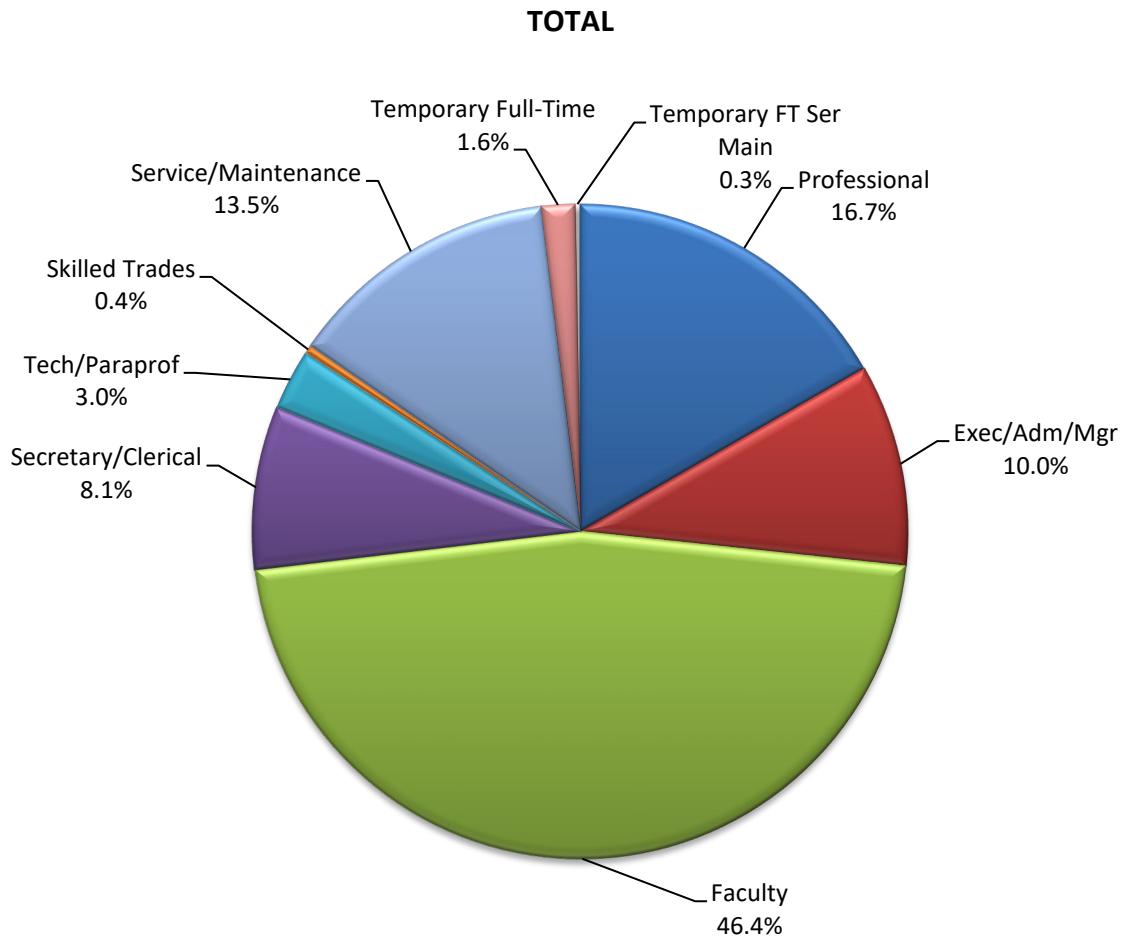
### PART-TIME



<u>JOB CATEGORY</u>	<u>MALE NUMBER</u>	<u>PERCENT</u>	<u>FEMALE NUMBER</u>	<u>PERCENT</u>	<u>TOTAL NUMBER</u>	<u>PERCENT</u>
Professional	11	36.7%	19	63.3%	30	9.9%
Faculty	95	49.2%	98	50.8%	193	63.9%
Secretary/Clerical	0	0.0%	11	100.0%	11	3.6%
Tech/Paraprof	5	23.8%	16	76.2%	21	7.0%
Service/Maintenance	30	63.8%	17	36.2%	47	15.6%
<b>TOTAL</b>	<b>141</b>	<b>46.7%</b>	<b>161</b>	<b>53.3%</b>	<b>302</b>	<b>73.8%</b>

Source: Office of Human Resource Development

## UNIVERSITY STAFF BY JOB CATEGORY AND GENDER FALL 2022



<u>JOB CATEGORY</u>	<u>MALE NUMBER</u>	<u>PERCENT</u>	<u>FEMALE NUMBER</u>	<u>PERCENT</u>	<u>TOTAL NUMBER</u>	<u>PERCENT</u>
Professional	106	43.1%	140	56.9%	246	16.7%
Exec/Adm/Mgr	60	40.8%	87	59.2%	147	10.0%
Faculty	353	51.6%	331	48.4%	684	46.4%
Secretary/Clerical	6	5.0%	113	95.0%	119	8.1%
Tech/Paraprof	20	45.5%	24	54.5%	44	3.0%
Skilled Trades	6	100.0%	0	0.0%	6	0.4%
Service/Maintenance	128	64.3%	71	35.7%	199	13.5%
Temporary Full-Time	8	33.3%	16	66.7%	24	1.6%
Temporary FT Ser Main	1	25.0%	3	75.0%	4	0.3%
<b>TOTAL</b>	<b>688</b>	<b>46.7%</b>	<b>785</b>	<b>53.3%</b>	<b>1,473</b>	<b>100.0%</b>

Source: Office of Human Resource Development

## FALL FACULTY AND STAFF BY RACE/ETHNICITY AND GENDER

## FULL-TIME &amp; PART-TIME EMPLOYEES - 11/1/2022

	<u>FEMALE</u>	<u>MALE</u>	<u>TOTAL</u>
AMERICAN INDIAN OR ALASKAN NATIVE	3	2	5
ASIAN	13	15	28
BLACK OR AFRICAN AMERICAN	17	18	35
HISPANIC OR LATINO	8	9	17
INTERNATIONAL	6	9	15
NATIVE HAWAIIAN OR PACIFIC ISLANDER	2	1	3
TWO OR MORE RACES	9	10	19
WHITE	725	623	1,348
UNREPORTED	2	1	3
<b>TOTAL</b>	<b>785</b>	<b>688</b>	<b>1,473</b>

The following definitions are used in determining racial/ethnic designations:

**American Indian or Alaskan Native:**

A person having origins in any of the original peoples of North and South America (including Central America), and who maintains cultural identification through tribal affiliation or community attachment.

**Asian:**

A person having origins in any of the original peoples of the Far East, Southeast Asia, or the Indian Subcontinent including, for example, Cambodia, China, India, Japan, Korea, Malaysia, Pakistan, the Philippine Islands, Thailand, and Vietnam.

**Black or African American:**

A person having origins in any of the black racial groups of Africa.

**Hispanic or Latino:**

A person of Cuban, Mexican, Puerto Rican, Central or South American, or other Spanish culture or origin, regardless of race.

**International:**

A person who is not a citizen of the United States, and who is in this country on a temporary basis and does not have a right to remain indefinitely. (Prior to 2015, International Counts were reflected in the actual race/ethnicity, to keep consistent with State/Federal reporting the counts are now reflected in "International").

**Native Hawaiian or Pacific Islander:**

A person having origins in any of the original peoples of Hawaii, Guam, Samoa, or other Pacific Islands.

**White:**

A person having origins in any of the original peoples of Europe, the Middle East, or North Africa.

Source: Office of Human Resource Development

## FALL STUDENT EMPLOYEE BY RACE/ETHNICITY AND GENDER

### PART-TIME STUDENT EMPLOYEES - 11/1/2022

	<u>FEMALE</u>	<u>MALE</u>	<u>TOTAL</u>
AMERICAN INDIAN OR ALASKAN NATIVE	6	2	8
ASIAN	11	11	22
BLACK OR AFRICAN AMERICAN	111	66	177
HISPANIC OR LATINO	67	29	96
INTERNATIONAL	8	12	20
NATIVE HAWAIIAN OR PACIFIC ISLANDER	0	0	0
TWO OR MORE RACES	37	12	49
WHITE	561	440	1,001
UNREPORTED	35	13	48
<b>TOTAL</b>	<b>836</b>	<b>585</b>	<b>1,421</b>

The following definitions are used in determining racial/ethnic designations:

**American Indian or Alaskan Native:**

A person having origins in any of the original peoples of North and South America (including Central America), and who maintains cultural identification through tribal affiliation or community attachment.

**Asian:**

A person having origins in any of the original peoples of the Far East, Southeast Asia, or the Indian Subcontinent including, for example, Cambodia, China, India, Japan, Korea, Malaysia, Pakistan, the Philippine Islands, Thailand, and Vietnam.

**Black or African American:**

A person having origins in any of the black racial groups of Africa.

**Hispanic or Latino:**

A person of Cuban, Mexican, Puerto Rican, Central or South American, or other Spanish culture or origin, regardless of race.

**International:**

A person who is not a citizen of the United States, and who is in this country on a temporary basis and does not have a right to remain indefinitely. (Prior to 2015, International Counts were reflected in the actual race/ethnicity, to keep consistent with State/Federal reporting the counts are now reflected in "International").

**Native Hawaiian or Pacific Islander:**

A person having origins in any of the original peoples of Hawaii, Guam, Samoa, or other Pacific Islands.

**White:**

A person having origins in any of the original peoples of Europe, the Middle East, or North Africa.

Source: Office of Student Employment

## DISTINGUISHED TEACHER AWARD

The Ferris State University Academic Senate oversees the selection of the Distinguished Teacher Awards. Teachers receiving this award have been nominated by their peers based on the following criteria: teaching excellence; participation in professional development activities; interest in students outside the classroom/laboratory; and exhibiting distinction as a member of the university community.

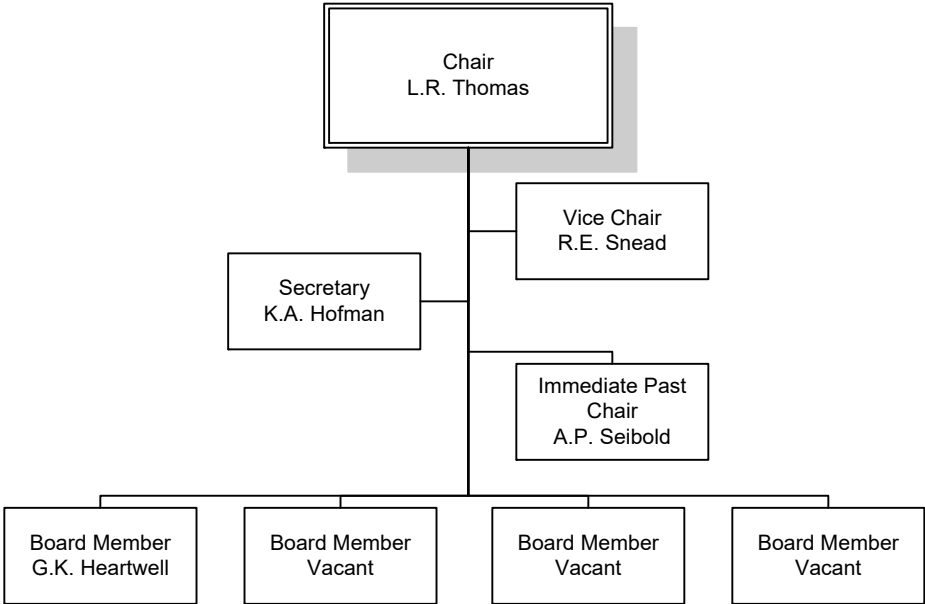
YEAR	RECIPIENT	COLLEGE	YEAR	RECIPIENT	COLLEGE
1976	Barbara Sengelaub	Allied Health	1997	J. Randall Vance	Optometry
1977	Max T. Yeley	Technology	1998	Walt Hoeksema	Arts & Sciences
1978	Richard L. Shaw	Technology	1998	Mitchell LeClaire	Technology
1979	Joseph J. Mitala	Pharmacy	1999	Maryanne Heidemann	Arts & Sciences
1980	Sidney P. Sytsma	Business	1999	James (Ted) Walker	Arts & Sciences
1981	Richard A. Santer	Arts & Sciences	2000	Daniel E. Noren	Arts & Sciences
1982	Michael D. Ells	Allied Health	2000	Richard J. Pisacreta	Arts & Sciences
1982	Neill H. Nutter	Arts & Sciences	2001	Abdollah Ferdowsi	Business
1983	Herbert L. Carson	Arts & Sciences	2001	J. Randall Groves	Arts & Sciences
1984	Robert E. Friar	Arts & Sciences	2002	Sheila Squicciarini	Allied Health Sciences
1984	Newell H. Johnson	Technology	2003	David Aiken	Arts & Sciences
1985	Julia H. Bonkowski	Allied Health	2003	David Hanna	Technology
1985	James P. Lehnert	Arts & Sciences	2003	Phillip Middleton	Arts & Sciences
1986	Ada Lou Carson	Arts & Sciences	2004	David Pilgrim	Arts & Sciences
1987	Michael C. Cooper	Business	2005	Robert McCullough	Arts & Sciences
1987	Rose Ann Swartz	Business	2005	Fred Heck	Arts & Sciences
1988	Robert C. Ferguson	Arts & Sciences	2006	Pasquale Di Raddo	Arts & Sciences
1988	Garth S. McHattie	Education	2007	Mary Murnik	Arts & Sciences
1989	Mark A. Curtis	Technology	2008	Khagendra Thapa	Technology
1989	James D. Maas	Business	2009	Daniel Adsmond	Arts & Sciences
1990	Marilyn Keigley	Business	2010	Richard Goosen	Engineering Technology
1990	Christine Towner	Allied Health	2011	Greg Gogolin	Business
1991	Roxanne M. Cullen	Arts & Sciences	2012	Clifton V. Franklund	Arts & Sciences
1991	Gary C. Horn	Arts & Sciences	2013	Avesh Raghunandan	Optometry
1992	Bruce L. Beetley	Arts & Sciences	2014	Gary Huey	Arts & Sciences
1992	John H. Landis	Allied Health Sciences	2014	Jennifer Johnson	Arts & Sciences
1993	Doug Fonner	Arts & Sciences	2015	Not Awarded	
1993	Terry Nerbonne	Education	2016	Sharon Colley	Health Professions
1994	Fred Lovgren	Business	2017	John Scott Gray	Arts & Sciences
1994	Edward Stuart	Technology	2018	Deborah Rockman	Kendall
1995	Maude Bigford	Arts & Sciences	2019	Tracy Busch	Arts & Sciences
1995	Judy Schottle	Allied Health Sciences	2020	Lori A. Faulkner	Kendall
1996	Michael Keating	Optometry	2021	Patrick Bishop	Business
1996	Caroline Stern	Arts & Sciences	2022	Eric Warner	Arts, Sciences & Education

Source: Academic Senate

# ORGANIZATIONAL CHARTS

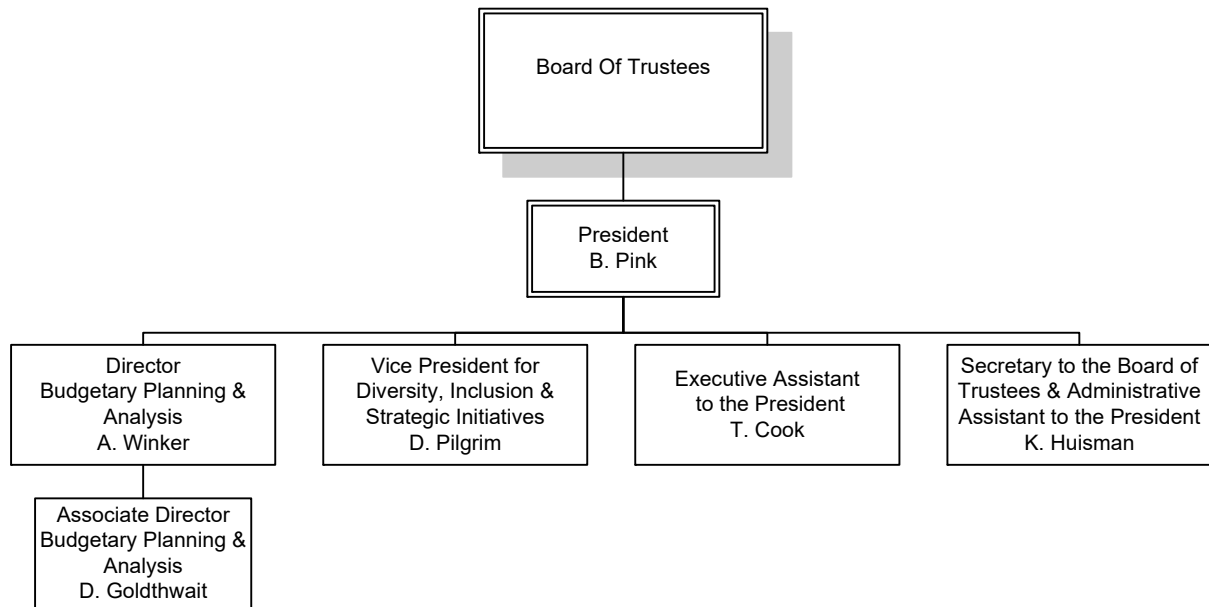
FERRIS STATE UNIVERSITY

BOARD OF TRUSTEES



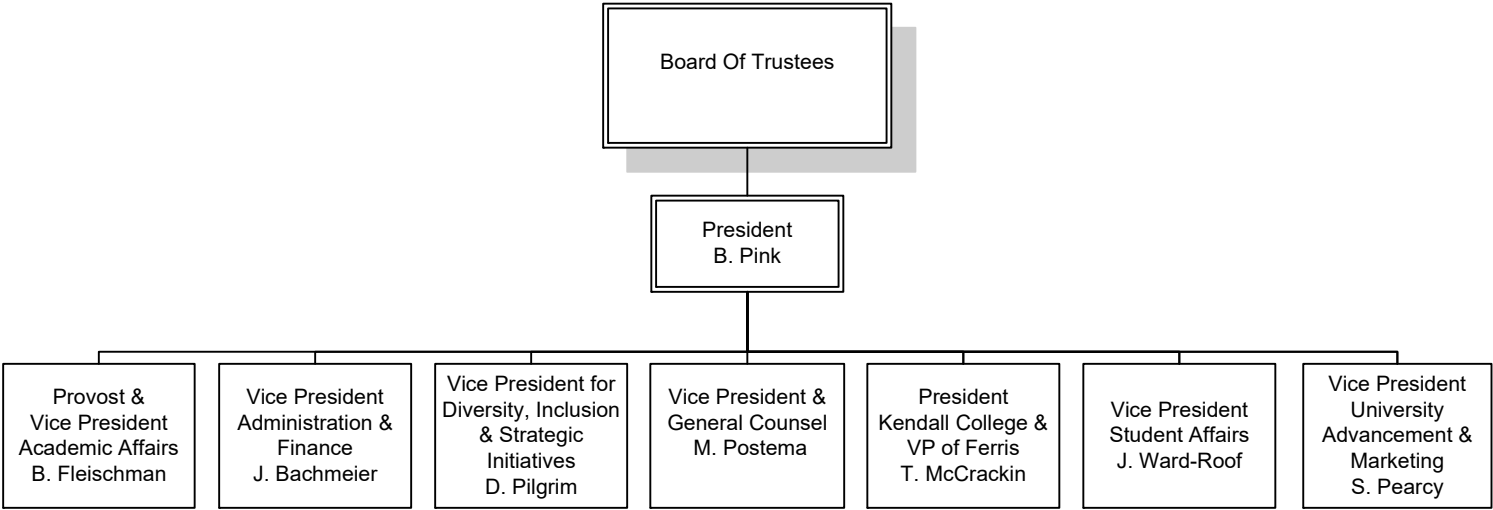
## FERRIS STATE UNIVERSITY

### EXECUTIVE DIVISION



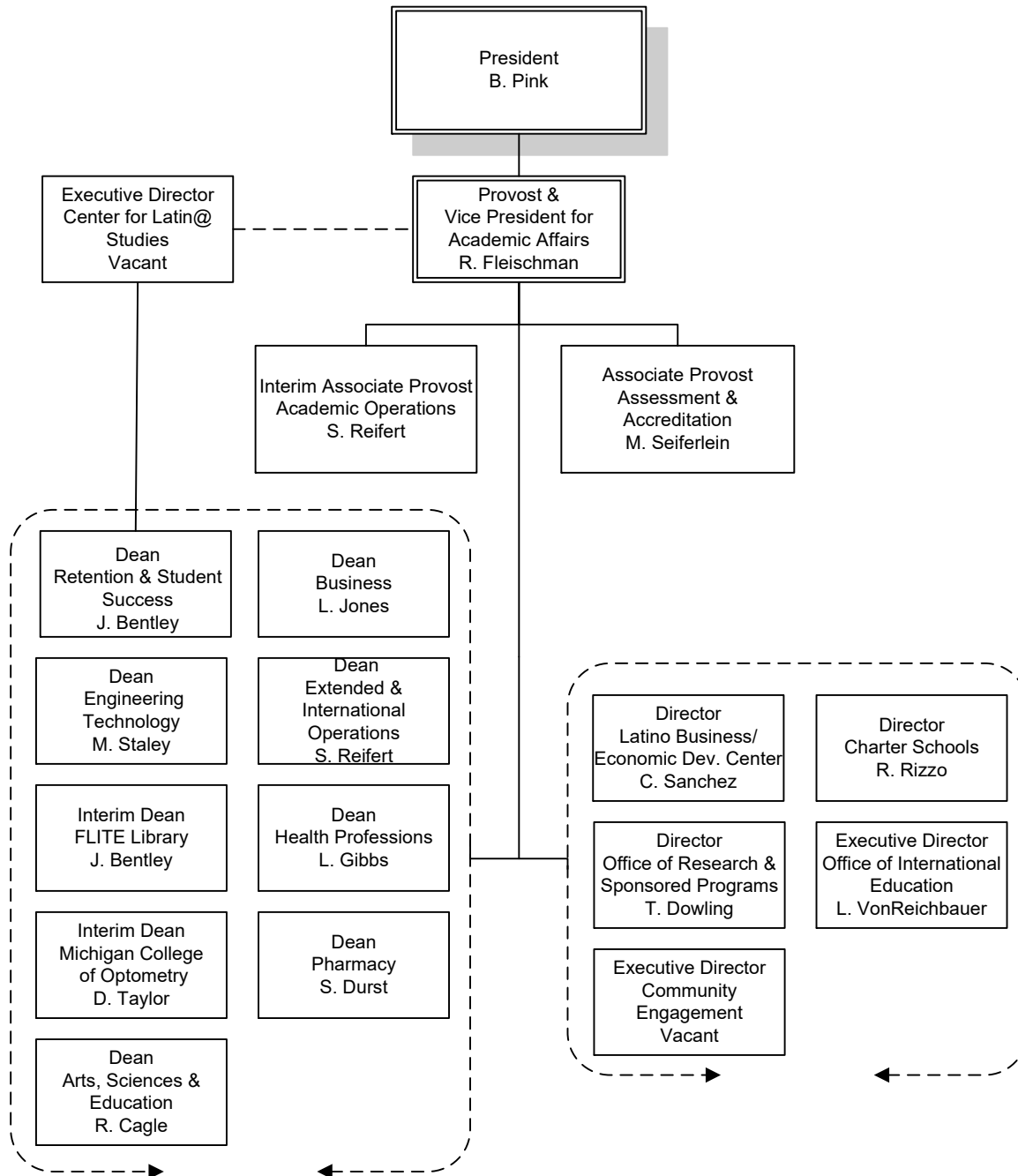
FERRIS STATE UNIVERSITY

PRESIDENT’S COUNCIL

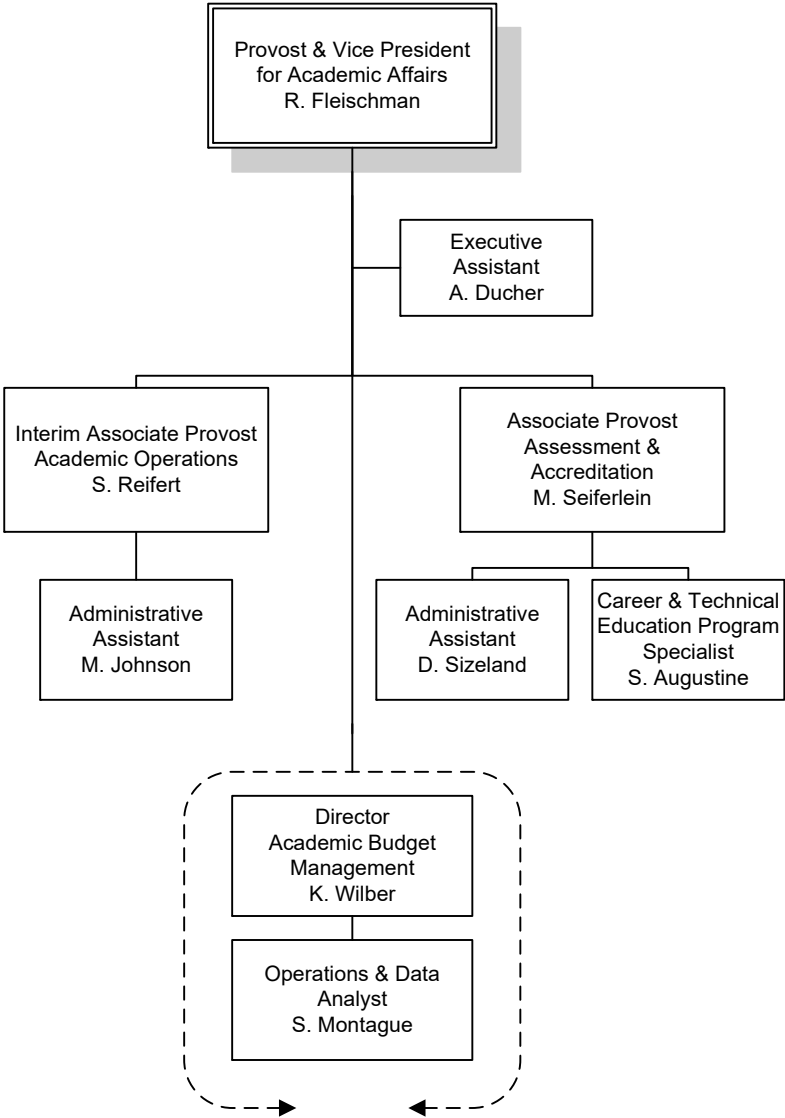


# FERRIS STATE UNIVERSITY

## ACADEMIC AFFAIRS DIVISION



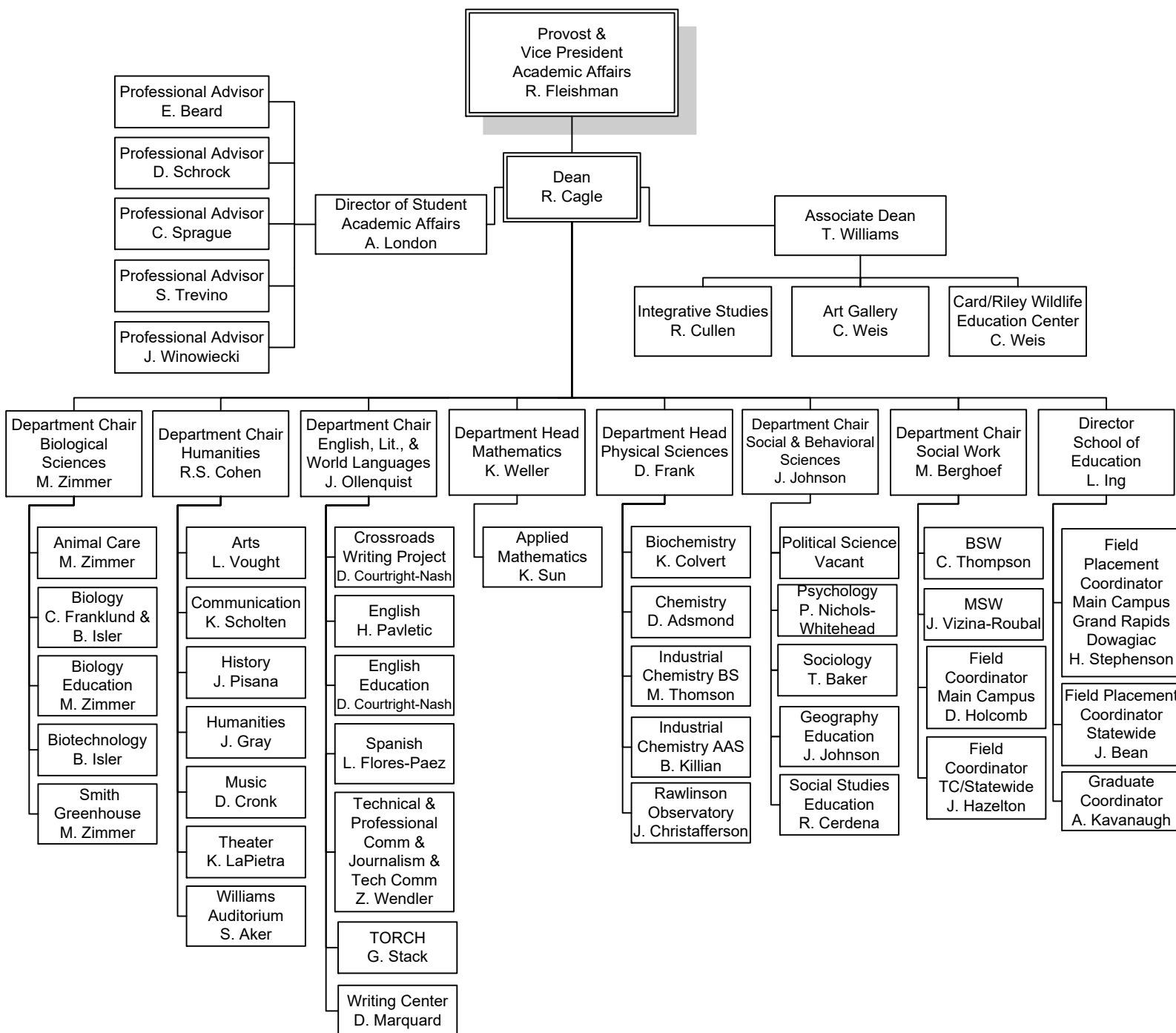
**FERRIS STATE UNIVERSITY**  
*ACADEMIC AFFAIRS DIVISION*  
**OFFICE OF ACADEMIC AFFAIRS**



# FERRIS STATE UNIVERSITY

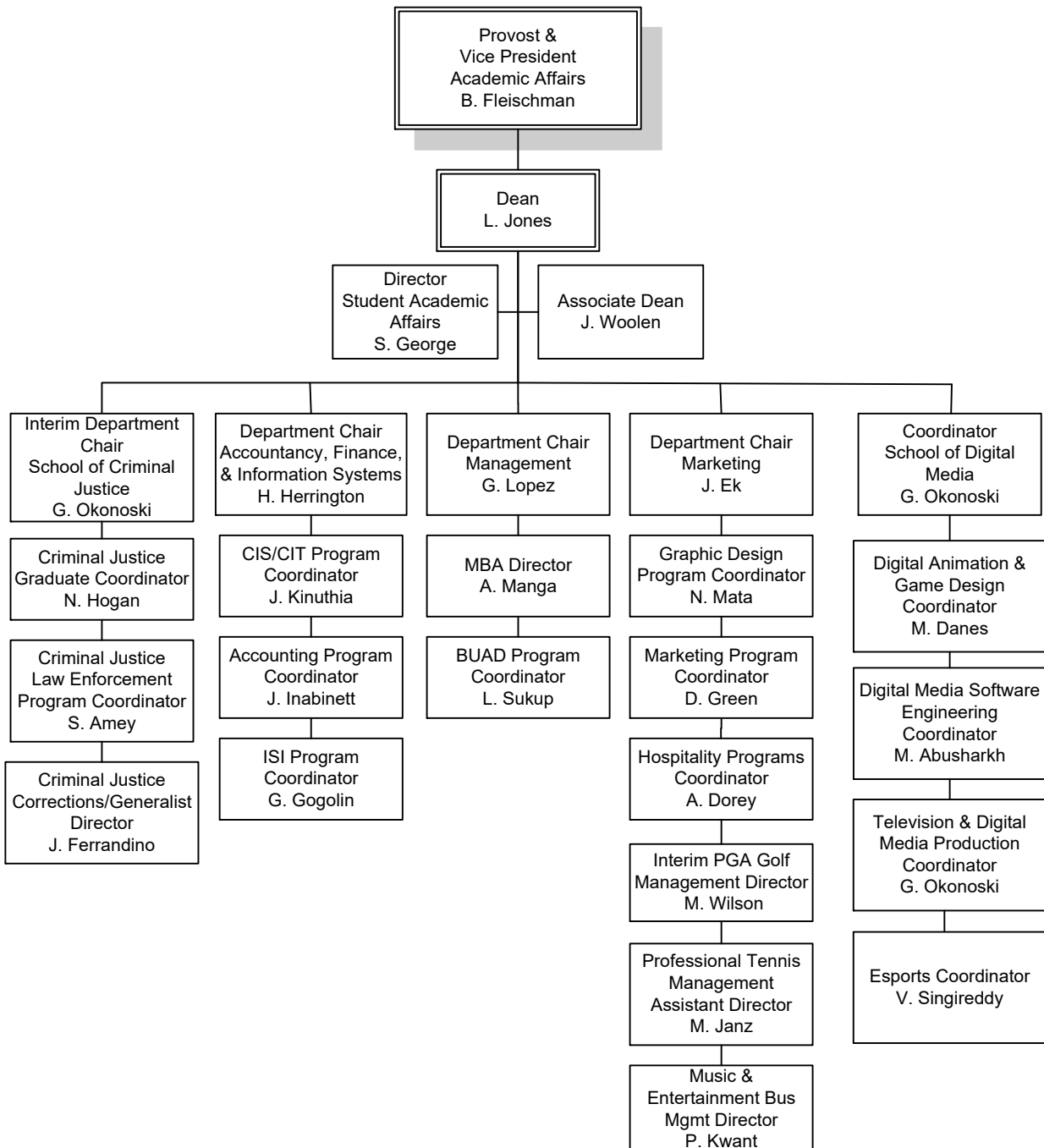
## ACADEMIC AFFAIRS DIVISION

### COLLEGE OF ARTS, SCIENCES and EDUCATION



**FERRIS STATE UNIVERSITY**  
*ACADEMIC AFFAIRS DIVISION*

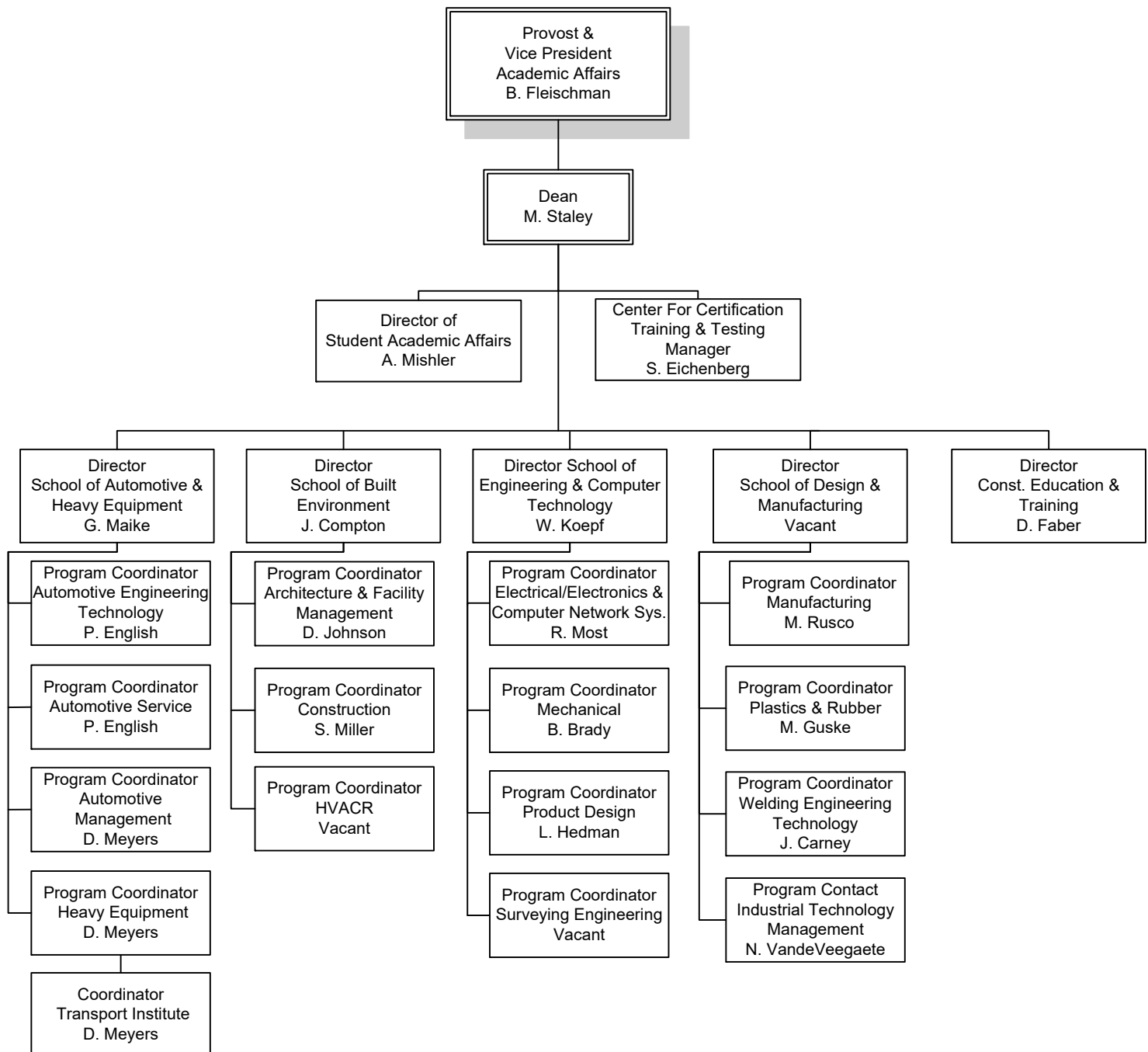
COLLEGE OF BUSINESS



# FERRIS STATE UNIVERSITY

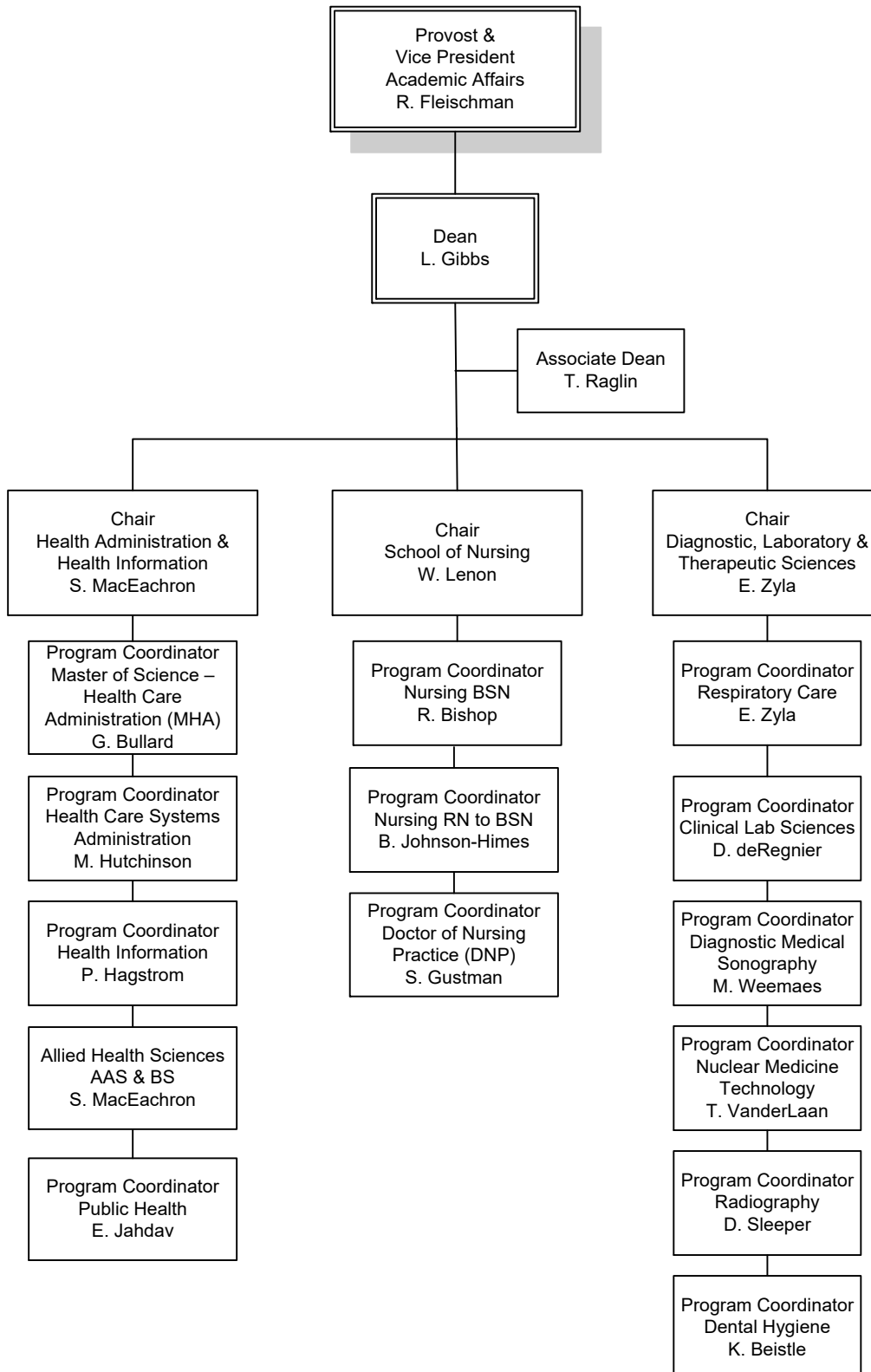
## ACADEMIC AFFAIRS DIVISION

### COLLEGE OF ENGINEERING TECHNOLOGY



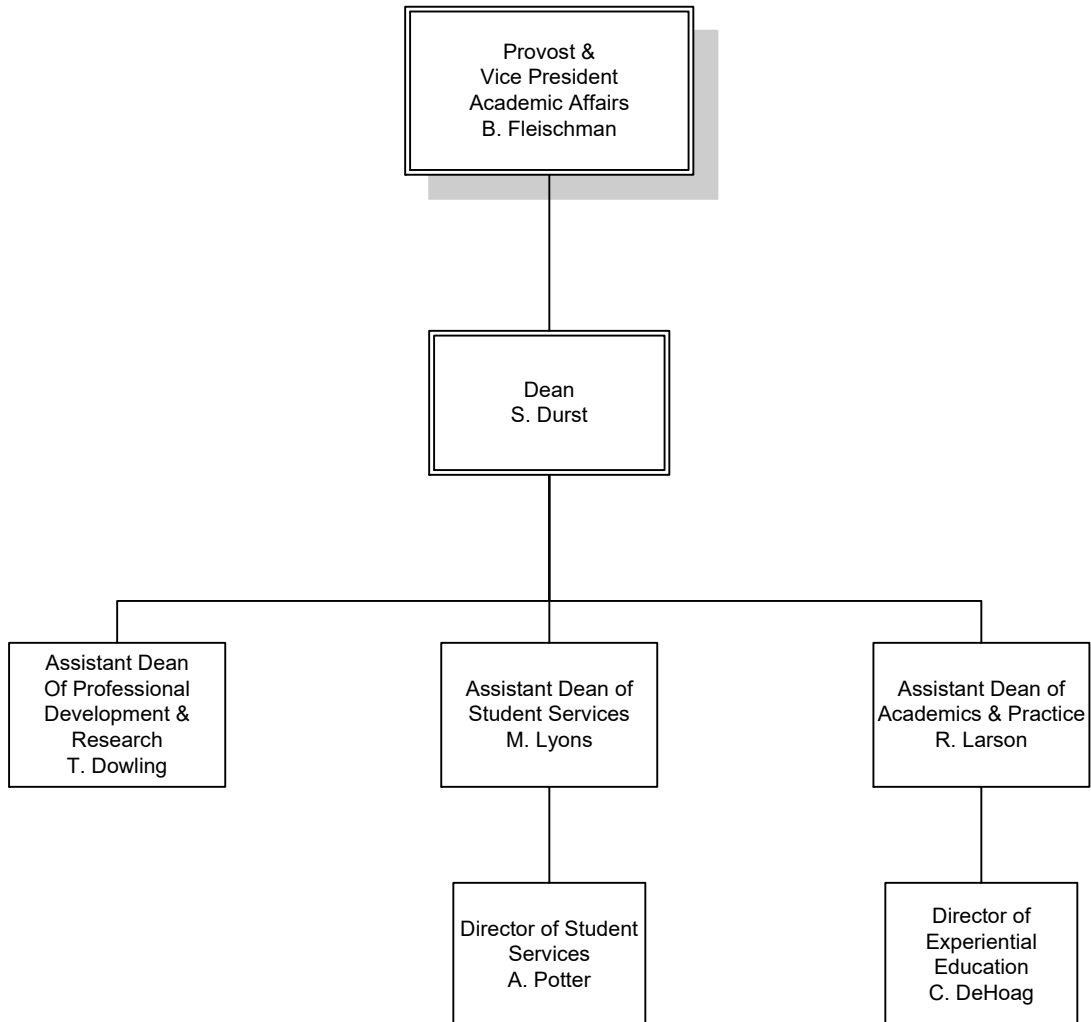
**FERRIS STATE UNIVERSITY**  
ACADEMIC AFFAIRS DIVISION

COLLEGE OF HEALTH PROFESSIONS



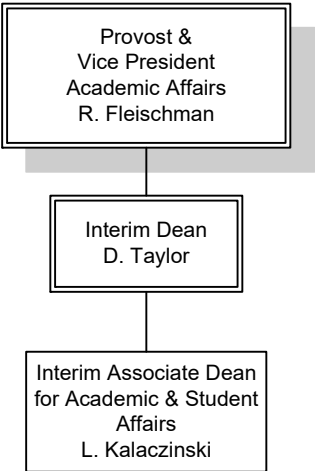
**FERRIS STATE UNIVERSITY**  
*ACADEMIC AFFAIRS DIVISION*

COLLEGE OF PHARMACY



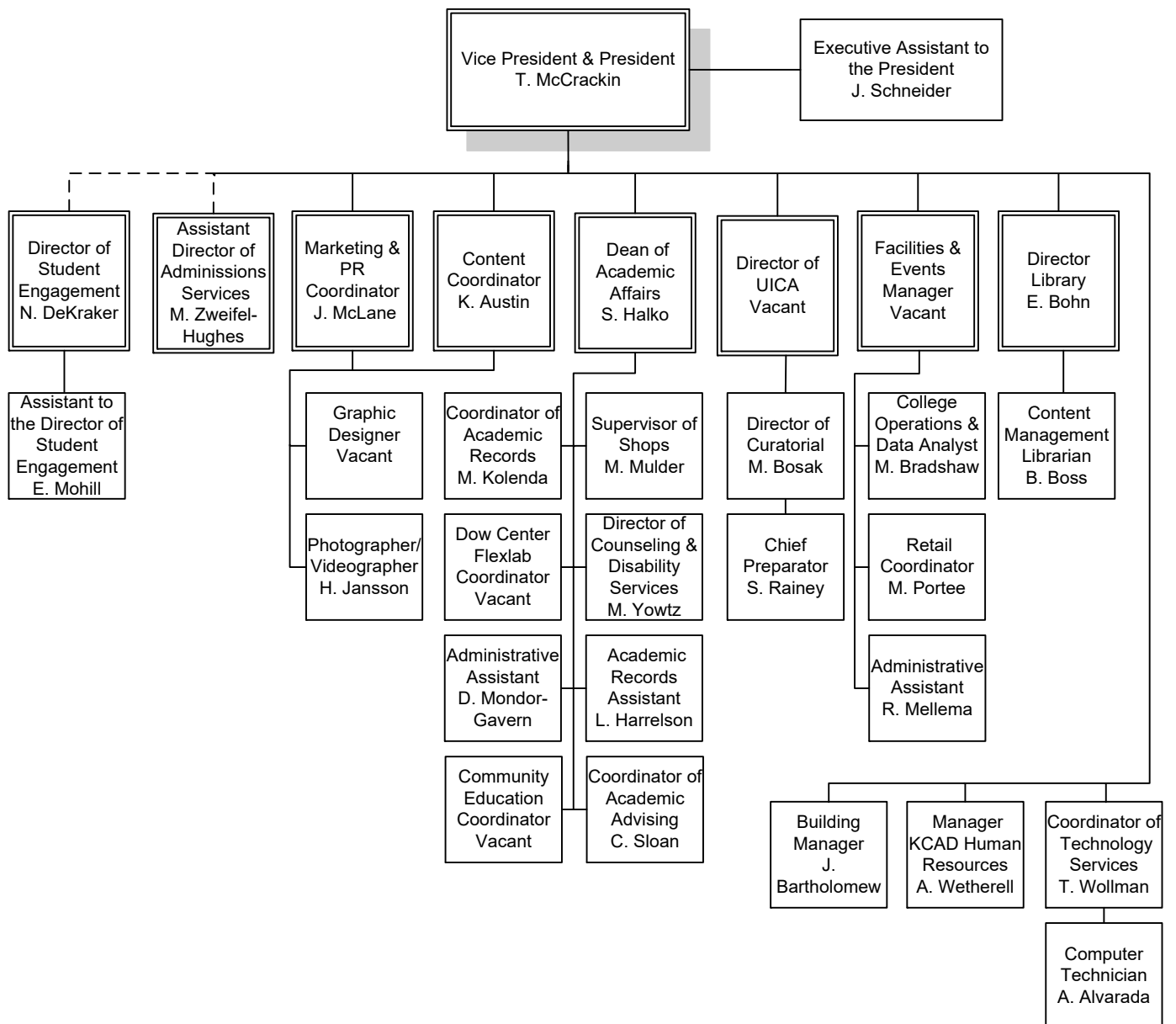
**FERRIS STATE UNIVERSITY**  
*ACADEMIC AFFAIRS DIVISION*

MICHIGAN COLLEGE OF OPTOMETRY AT FERRIS STATE UNIVERSITY



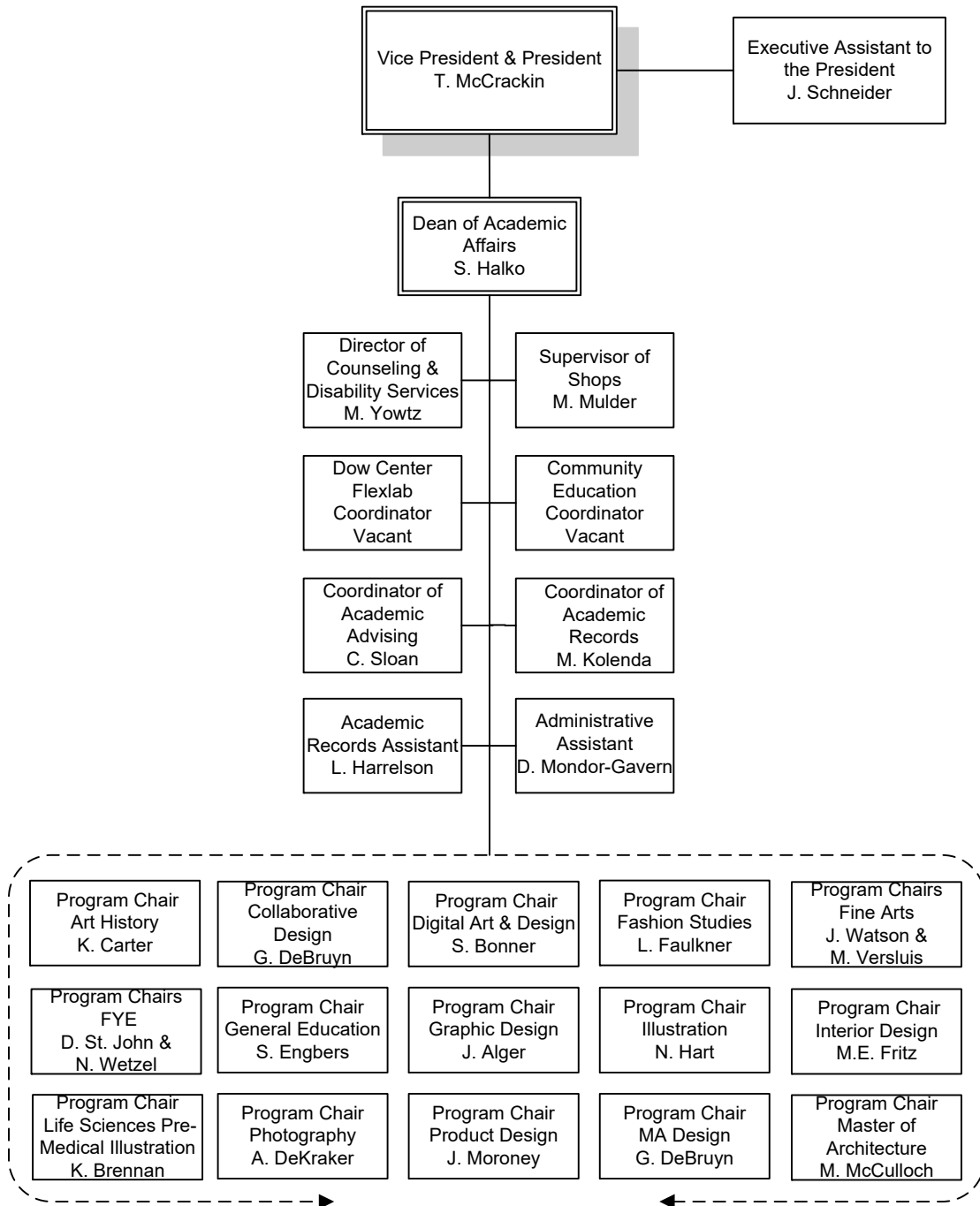
# FERRIS STATE UNIVERSITY

## KENDALL COLLEGE OF ART and DESIGN



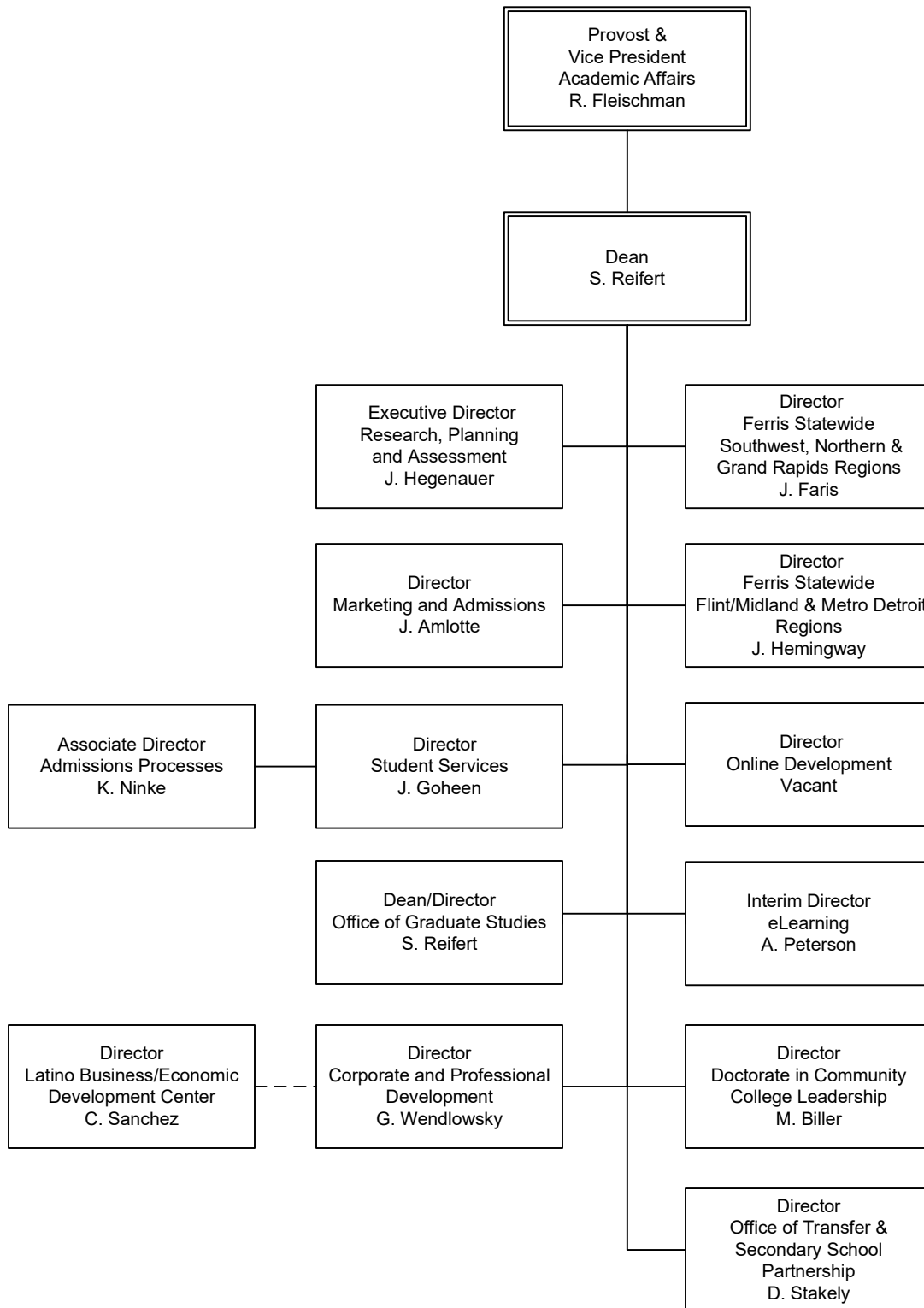
**FERRIS STATE UNIVERSITY**  
**KENDALL COLLEGE OF ART and DESIGN**

**ACADEMIC AFFAIRS**



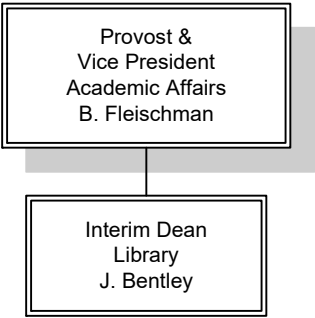
**FERRIS STATE UNIVERSITY**  
ACADEMIC AFFAIRS DIVISION

EXTENDED & INTERNATIONAL OPERATIONS



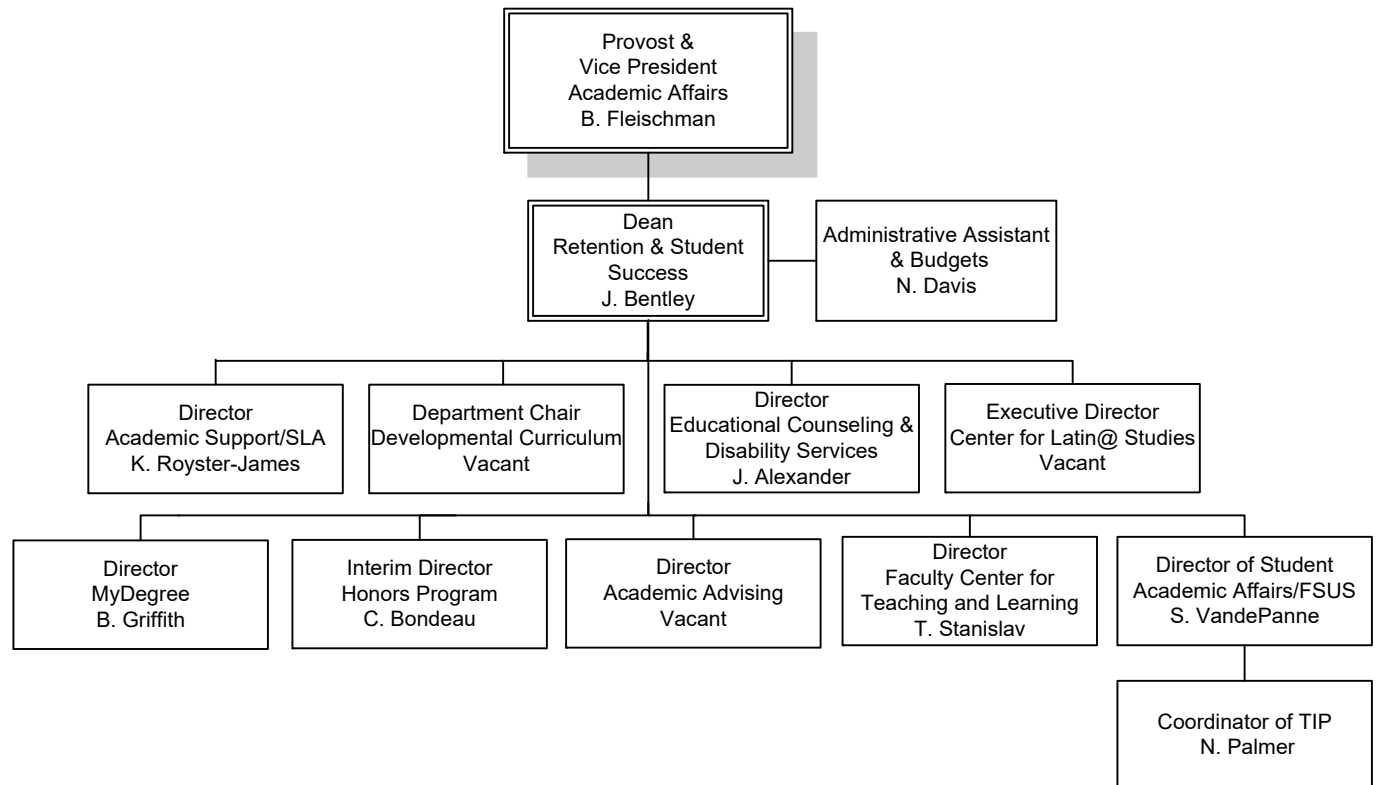
**FERRIS STATE UNIVERSITY**  
*ACADEMIC AFFAIRS DIVISION*

LIBRARY



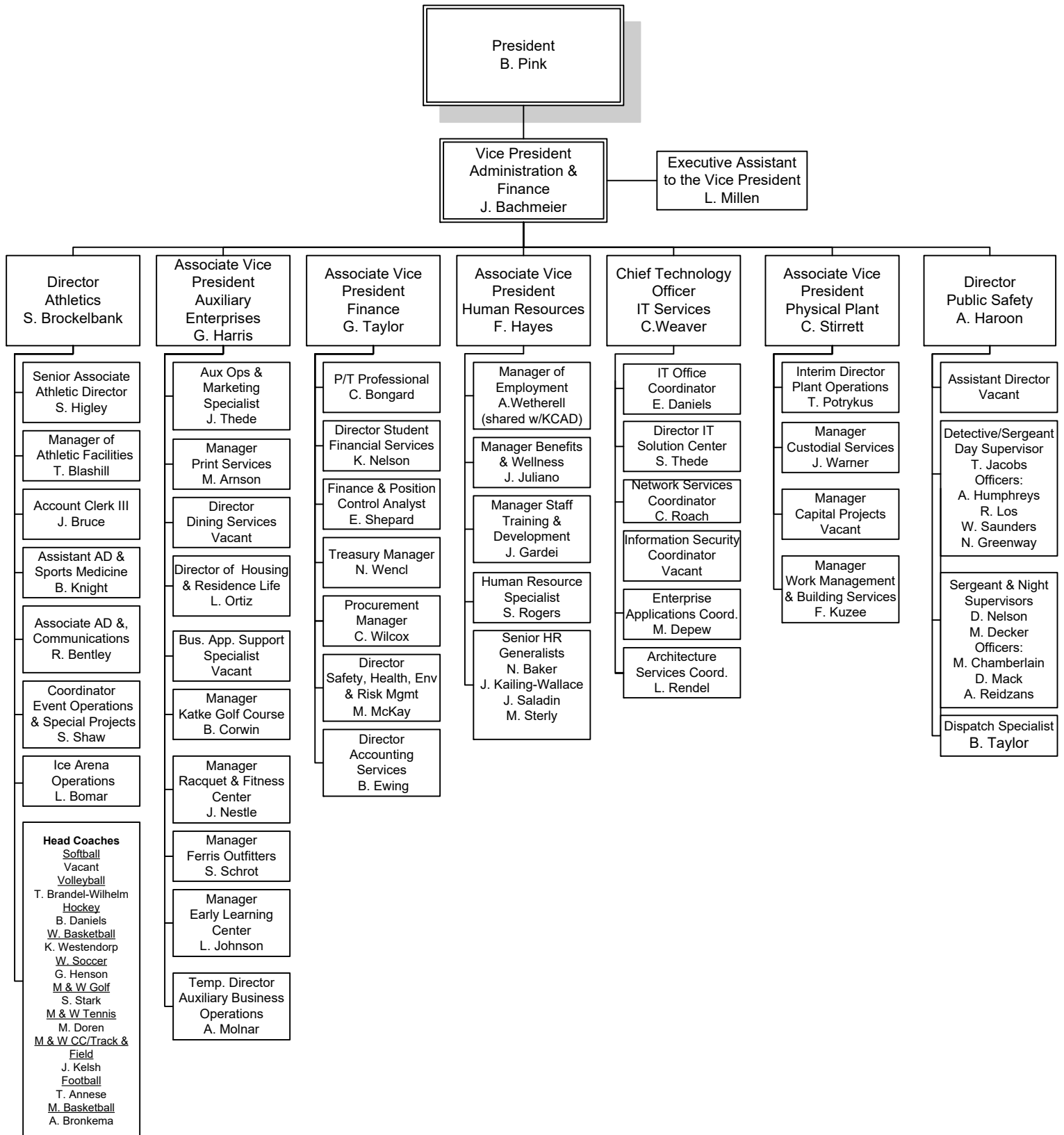
**FERRIS STATE UNIVERSITY**  
*ACADEMIC AFFAIRS DIVISION*

**RETENTION & STUDENT SUCCESS**



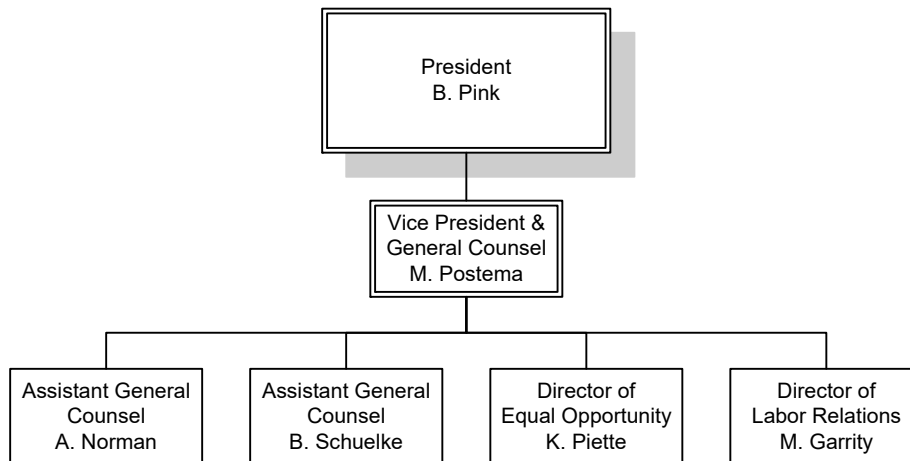
# FERRIS STATE UNIVERSITY

## ADMINISTRATION & FINANCE DIVISION

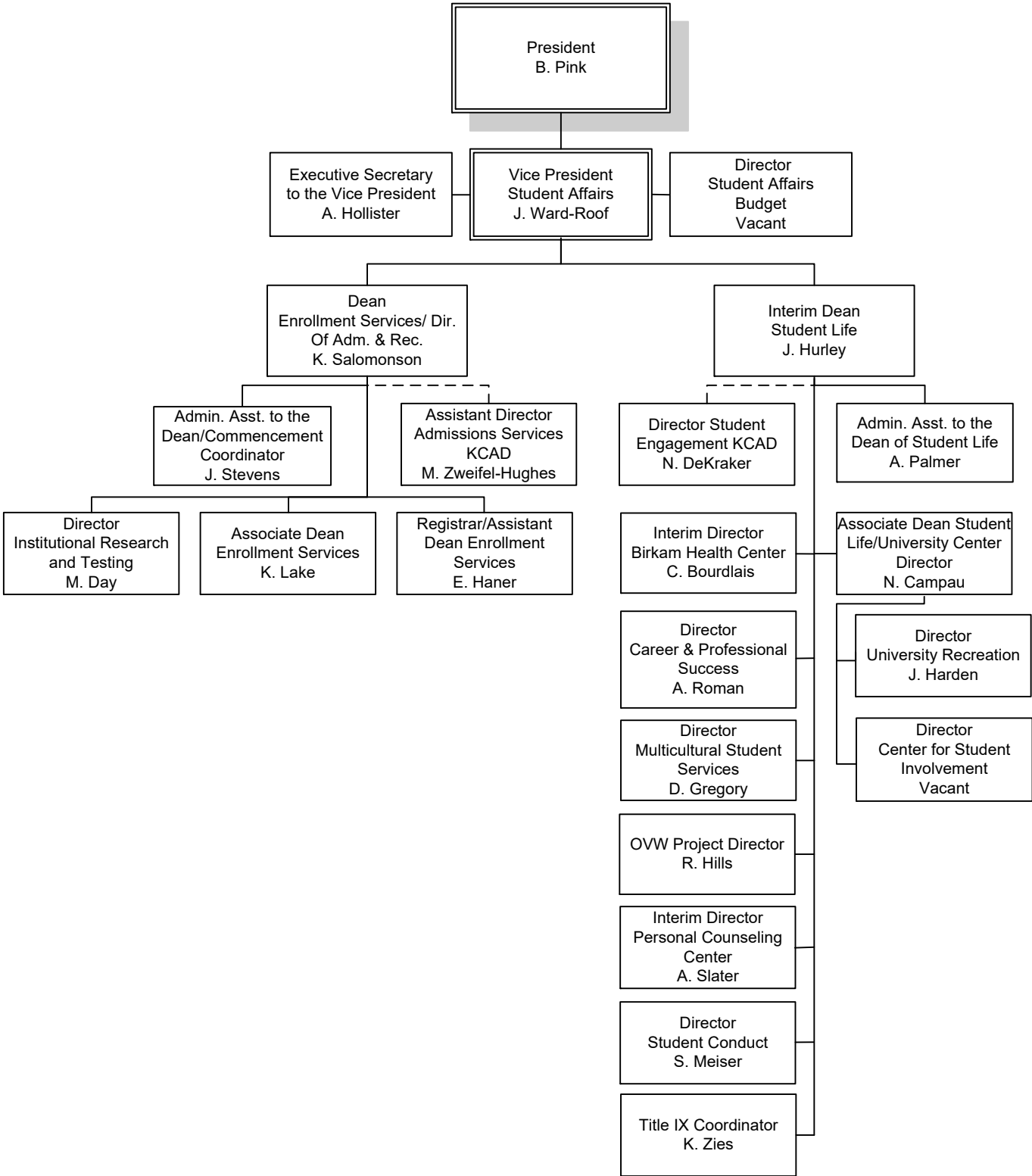


## FERRIS STATE UNIVERSITY

### OFFICE OF THE VICE PRESIDENT & GENERAL COUNSEL

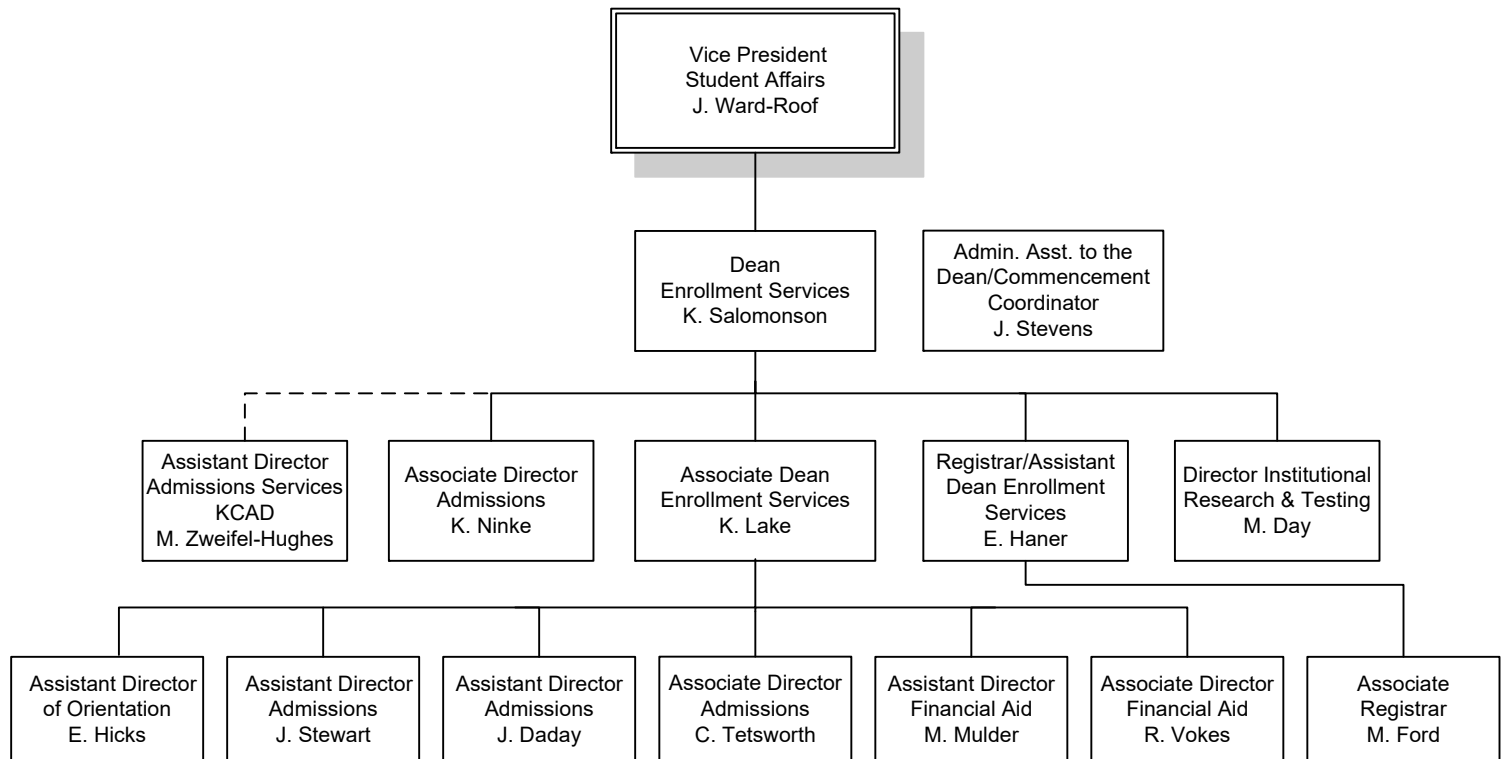


**FERRIS STATE UNIVERSITY**  
*STUDENT AFFAIRS DIVISION*



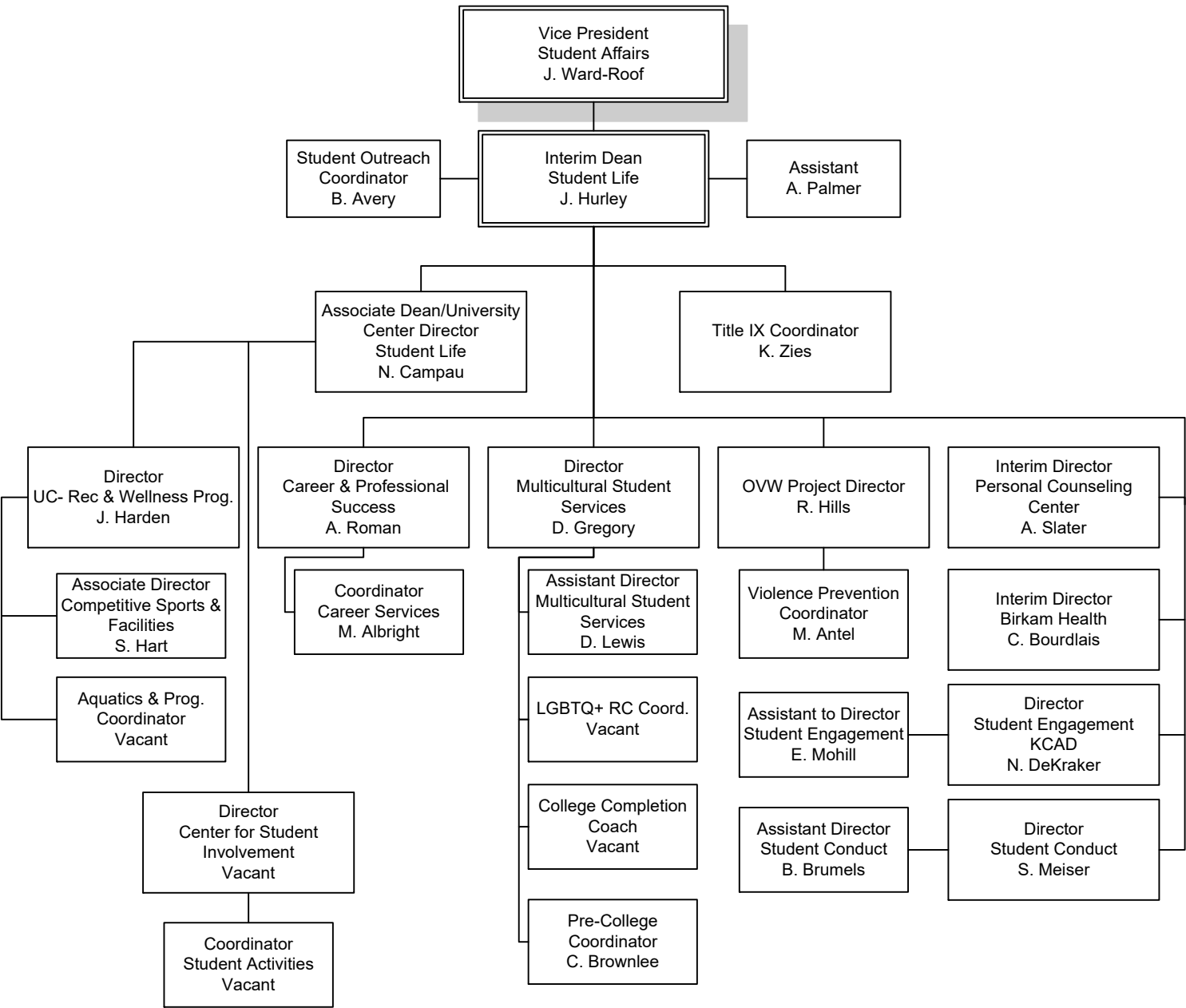
**FERRIS STATE UNIVERSITY**  
*STUDENT AFFAIRS DIVISION*

**ENROLLMENT SERVICES**



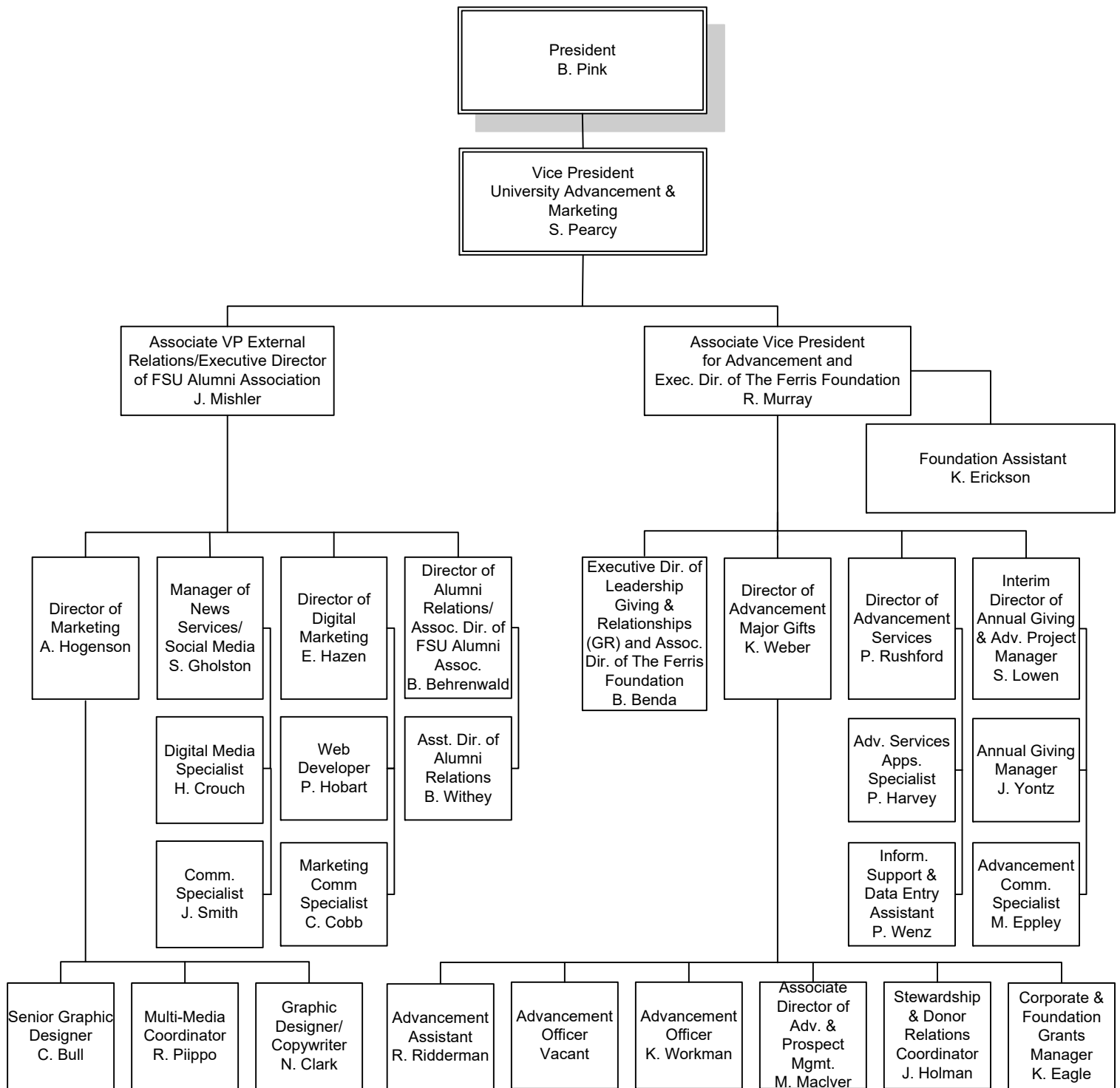
**FERRIS STATE UNIVERSITY**  
**STUDENT AFFAIRS DIVISION**

**STUDENT LIFE**



# FERRIS STATE UNIVERSITY

## UNIVERSITY ADVANCEMENT & MARKETING



# ALUMNI

## ALUMNI BY STATE 2022

Alabama	307	Missouri	437
Alaska	213	Montana	181
Arizona	1,640	Nebraska	112
Arkansas	175	Nevada	420
Armed Forces California	18	New Hampshire	130
Armed Forces Florida	3	New Jersey	252
Armed Forces New York	52	New Mexico	192
California	2,257	New York	743
Colorado	1,293	North Carolina	1,607
Connecticut	206	North Dakota	73
Delaware	63	Ohio	2,186
District of Columbia	57	Oklahoma	213
Florida	4,855	Oregon	365
Georgia	1,312	Pennsylvania	648
Hawaii	133	Rhode Island	31
Idaho	134	South Carolina	859
Illinois	3,330	South Dakota	79
Indiana	2,330	Tennessee	1,058
Iowa	298	Texas	2,330
Kansas	195	Utah	177
Kentucky	426	Vermont	54
Louisiana	138	Virginia	889
Maine	107	Washington	695
Maryland	448	West Virginia	103
Massachusetts	310	Wisconsin	1,693
Michigan	143,419	Wyoming	110
Minnesota	771		
Mississippi	102	<b>TOTAL</b>	<b>180,229</b>

Source: University Advancement &amp; Marketing

## ALUMNI BY COUNTRY 2022

Canada		Congo	2	Jamaica	3	Puerto Rico	13
Alberta	36	Costa Rica	7	Japan	121	Qatar	1
British Columbia	47	Cote D'Ivoire	1	Jordan	1	Romania	3
Canada	6	Croatia	1	Kenya	16	Russia	2
Manitoba	32	Cyprus	1	Kuwait	13	Saudi Arabia	300
New Brunswick	1	Denmark	3	Latvia	1	Senegal	2
Nova Scotia	3	Dominica	1	Lebanon	6	Serbia	1
Ontario	416	Ecuador	1	Liberia	1	Singapore	2
Quebec	10	Egypt	4	Liechtenstein	1	South Africa	6
Saskatchewan	11	England	8	Malawi	1	South Korea	189
<b>Total Canada</b>	<b>562</b>	Finland	27	Malaysia	26	Spain	15
		France	56	Mali	2	Sri Lanka	5
Afghanistan	2	Gambia	1	Martinique	1	Sudan	1
Africa	6	German Demo. Rep.	2	Mexico	11	Swaziland	4
American Samoa	1	Germany	95	Micronesia	1	Sweden	9
Australia	13	Germany, Fed Rep	3	Morocco	7	Switzerland	7
Austria	7	Ghana	5	Myanmar	3	Syrian Arab Rep.	2
Bahamas	3	Great Britain & N. Ire	1	Nepal	20	Taiwan	19
Bahrain	1	Greece	4	Netherlands	82	Tanzania, United Rep	1
Bangladesh	2	Grenada	1	Netherlands Antille	16	Thailand	55
Barbados	3	Guam	2	New Zealand	5	Trinidad & Tobago	1
Belgium	1	Guatemala	2	Niger	2	Turkey	28
Belize	5	Honduras	3	Nigeria	44	United Arab Emirate	10
Bermuda	1	Hong Kong	9	North Korea	9	United Kingdom	36
Bolivia	2	Hungary	1	Norway	3	Vatican City	1
Botswana	83	Iceland	1	Nor. Mariana Islands	1	Venezuela	4
Brazil	20	India	241	Oman	2	Vietnam	34
British Virgin Islands	2	Indonesia	12	Pakistan	10	Virgin Islands	15
Burkina FASO	1	Iran	1	Panama	3	West Indies Fed.	3
Burma	2	Iraq	1	Papua New Guinea	1	Yemen	1
Cameroon	1	Ireland	1	Peru	1	Yemen, Sanaa	1
China, Peoples Rep.	116	Israel	4	Phillippines	1	Zambia	19
Columbia	12	Italy	2	Portugal	1	Zimbabwe	3

**TOTAL OF ALL COUNTRIES INCLUDING CANADA 2,559**

Source: University Advancement & Marketing

## ALUMNI BY COLLEGE 2022

<u>College</u>	<u>Active Alumni</u>	<u>Total Alumni</u>
Arts & Sciences	23,373	28,662
Business	49,061	56,064
Education & Human Services	24,432	25,782
Engineering Technology	35,558	38,020
Health Professions	25,611	26,316
Kendall College of Art and Design	11,858	21,189
Michigan College of Optometry at FSU	2,219	2,309
Pharmacy	7,496	10,500
Professional & Technological Studies	839	842
Retention and Student Success	11,371	11,401
<b>TOTAL</b>	<b>191,818</b>	<b>221,085</b>

**Total Donations - Fiscal Year 2021** **\$13,114,712**

Numbers may be duplicated if a degree was earned from more than one college.

Active Alumni includes everyone except deceased alumni.

Total Alumni includes deceased alumni.

Source: University Advancement & Marketing

## PLACEMENT RATES

<u>Categories</u>	<u>2016-17</u>	<u>2017-18</u>	<u>2018-19</u>	<u>2019-20</u>	<u>2020-21</u>
Placement rate includes graduates who are continuing their education or are employed.	94%	91%	91%	85%	91%
Graduates in the job market who found jobs.	89%	89%	93%	88%	90%
Graduates who found jobs, employed in their field.	89%	90%	85%	86%	88%
Response rate of graduates completing the Graduate Follow-Up Survey.	18%	22%	25%	16%	13%

*Respondents who are working and continuing their education concurrently are reported in both of these categories. The placement rate includes individuals only once and does not include those not seeking employment.*

---

### Associate Degree Graduates That Continue Their Education

<u>Categories</u>	<u>2017-18</u>	<u>2018-19</u>	<u>2019-20</u>	<u>2020-21</u>	<u>2021-22</u>
Associate Degree graduates continuing their education at Ferris State. *	54%	54%	50%	52%	53%
Associate Degree graduates continuing their education in a Bachelor Degree at Ferris State. *	48%	50%	46%	46%	46%

*\*Based on 4th Day Headcount*

Source: Office of Institutional Research & Testing

## RECIPIENTS OF ALUMNI AWARDS

Since 1956, Commencement week activities have included the presentation by the Ferris State University Alumni Association of Distinguished Alumni Awards recognizing exceptional career success and noteworthy fidelity and devotion to the University. Recipients from 1967-2019:

<b>1970</b> Charles E. Fairman Ethel Taylor Pierce John Stahlin	<b>1981</b> Alvin L. BurrIDGE Floyd E. Curtis Avis J. Ericson	<b>1991</b> Darrroll Z. Howard Jane Reagan Jones Kenneth E. McCourt	<b>2004</b> Mark E. Alley Stephen R. Ehardt Dr. Gary Kadlec Richard Sauve	<b>2015</b> Denise Beachy David Friar Kenneth Friar Carolyn 'Carrie' Germain
<b>1971</b> Stanley J. Byington Gerald McKessy Raymond Sines	<b>1982</b> Howard L. Dell Jack M. Newcomb Rena D. Westra	<b>1992</b> Paul E. Boyer Richard E. Hurst Carolyn C. Kilpatrick James Middaugh	<b>2005</b> Dick Dolack Randy Seaman	<b>2016</b> Amy Proos Kevin Cross Mary Garvelink Matt Nawrocki Jeff Rowe Jon Sprague
<b>1972</b> Clarence Freeman Delbert Long Ramsay Wardrop	<b>1983</b> Douglas W. Call Darnell E. Cole Margaret Ethel Denise Elton "Ott" Gingrich	<b>1993</b> Eugene A. DeFouw Douglas P. Johnson Barbara L. Ottinger Louis M. Sesti	<b>2006</b> Terrence G. Gohl Ken Lawless	<b>2017</b> Billy Hawkins David Kendall Kimberly Ridings Jerome Schwind
<b>1973</b> Bert C. Brennan Albert B. Doherty, III John W. Spicer Fred A. Westerman	<b>1984</b> Richard C. Andersen Edmund D. Farhat Kenneth J. Hicks	<b>1994</b> Joseph C. Barney, Jr. Vernita Burrows R. Thomas Cook Kenneth Hoexum Robert N. Tenney	<b>2007</b> Kurt A. Barrett Emily F. Hancock	<b>2018</b> Mark Beiderwieden Brendan Locke Linda Meewenberg Thomas Norris Richard Shaw
<b>1974</b> Frank Curtis Phillip Runkel Colin Smith	<b>1985</b> Jean D. Deupree Arnold L. Johnson Bruce N. Parsons	<b>1995</b> William Adrian Jack Bates John Bradac Lawrence Marfechuk Ronald Snead	<b>2008</b> Brian F. Barry Michael J. Bettiga Paul T. Doyle David L. Stickles	<b>2019</b> Pamela Curtis Kathy Pawlicki Randy Phelps Luke Wyckoff
<b>1975</b> Rex O. Graff Fred Schnarr Chester I. Williams	<b>1986</b> Richard L. Antonini Bertil G. Carlson Kenneth L. Cook Jack D. Lewis	<b>1996</b> David V. Dellar	<b>2009</b> Ronald Mahoney Tim Moore Mary Jane Thomson	<b>2020</b> Steven Frederickson Omar Ha-Redeye Kurt Hofman Dr. Andrea McNab Thomas McNally Dr. Barbara Horn Thompson
<b>1976</b> S. John Byington Gerald L. DeHaan Clare G. Johnson H. James Renaud	<b>1987</b> Roger W. Anderson Maurice Q. Bectel H. Kearney Walters	<b>1997</b> John Wheeler	<b>2010</b> Raymond Baker Brent Knight James Rhodes Mark Swan John Trestrail III	
<b>1977</b> James R. Hess Florence I. Holden Robert J. Norsworthy	<b>1988</b> Marjorie L. Fleming Gordon E. Kamstra Charles E. Lippert George H. Ryan, Sr.	<b>1998</b> Steve Harvey	<b>2011</b> Richard L. Antonini II John Matlock Curt McAllister	<b>2021</b> John Garvelink Joseph Pistrui Lewis Roubal Jr. Jennifer Jones Wheeler
<b>1978</b> Ruth Gibson Butler Leonard W. Gopp Robert C. Redman	<b>1989</b> Albert J. Coudron Kenneth W. Kirk George J. Menoutes Jerry R. Tubbs	<b>1999</b> Jerry Woodcock	<b>2012</b> Karl Huffman Ron Nichols George Nicolas Terrence Rollins Hazel Seaba Teresa Szymanski	<b>2022</b> Raymond Cross Gregory Downing Raymond Gant Alan Morin Edward Peters III
<b>1979</b> Peggy A. Frazier Thomas P. Scholler Lee A. Westberg	<b>1990</b> Phillip E. Hoffman Dennis B. Lerner Roger G. Stoll Clinton L. Swinehart	<b>2000</b> Daniel F. Niccolai	<b>2013</b> Terry Berden Mike Suman	
<b>1980</b> E. Elaine Davies Kuno Hammerberg John F. Mangrum		<b>2001</b> Robert S. Buckingham John D. Chinonis Robyn D. Myers Robert K. Scranton	<b>2014</b> Matthew Bissett Steven London Vivian Pickard Andrew Young	
		<b>2002</b> John C. Bond Joseph J. Corcoran II James B. Meyer		
		<b>2003</b> William J. Buckingham Suzette Compton		

The Pacesetter Award recognizes alumni who have been in the job field up to 13 years with exceptional success. Recipients are:

<b>2004</b> Bradley A. Henion Kenneth W. Mance Mathew M. Vivona	<b>2008</b> Michael J. Oxner	<b>2012</b> Jessica Wortley Adler David Cox Recco Richardson	<b>2016</b> Jonathan Barrera Mikulich Michael Noble	<b>2020</b> Anthony Iracki Dr. Jacqueline Morse Dr. Tuan Tran
<b>2005</b> Mark Guindon Michael Pung	<b>2009</b> Scott French Kathy LeMieux Mimi Miles	<b>2013</b> Shaun Phillips Heather Schalk Douglas Searles	<b>2017</b> Carlvin Dorvilier Scotty Kehoe Javier Olvera	<b>2021</b> Paola Mendivil Kevin Simon LyAshia Webb Maurice Webb
<b>2006</b> William Davis Michael Travis	<b>2010</b> James Maher	<b>2014</b> Mark Langowski David Stevens	<b>2018</b> Michael DeBolt Kristin O'Brien Elizabeth Wirgau	<b>2022</b> Elizabeth Albright Samuel Callen Jason Williamson
<b>2007</b> Keith Guy Barbara Horn Michael Moll Scott Seifferlein	<b>2011</b> Jason Mitchell Ryan Pohl Corey Wiggins	<b>2015</b> Emily Coles Kristian Schroder	<b>2019</b> Candice Colby-Scott Michael Crowe	

# FINANCIAL AID

## FINANCIAL AID APPLICANTS & AID AWARDED

### Total Eligible, Total Receiving Aid and Aid Totals

Aid Year	Applications Received	Total Fall Undergrads in an Aid Eligible Program	Number of Students Receiving Any Aid	Percent of Total Receiving Any Aid	Fall Undergrads Total Aid
16-17	23,556	11,998	9,964	83.0	135,111,000
17-18	26,242	11,525	9,665	83.9	133,350,000
18-19	25,633	10,971	9,056	82.5	124,850,000
19-20	24,258	10,358	8,754	84.5	122,549,000
20-21	22,579	9,538	7,997	83.8	108,301,000
21-22	20,243	8,765	7,352	83.9	102,062,000
22-23*	20,536	8,358	7,215	86.3	109,382,000

### Type of Aid Awarded

Aid Year	Pell Grant		Need-Based Aid		Tuition Incentive Program	
	Student Count	Percent of Total	Student Count	Percent of Total	Student Count	Percent of Total
16-17	4,722	39.4	7,274	60.6	1,425	11.9
17-18	4,718	40.9	7,163	62.2	1,417	12.3
18-19	4,333	39.5	6,539	59.6	1,580	14.4
19-20	4,001	38.6	6,050	58.4	1,715	16.6
20-21	3,481	36.5	5,413	56.8	1,685	17.1
21-22	3,206	36.2	4,841	55.2	1,580	18.0
22-23*	3,047	36.5	4,596	55.0	1,623	19.4

### First Generation Students

(Degree seeking undergraduates in aid eligible major).

Aid Year	First Generation College Students		
	Student Count	Percent of Total Under-grad Students	Percent Receiving Any Aid
16-17	2,890	24	96.1
17-18	2,749	24	96.1
18-19	2,492	23	95.6
19-20	2,290	22	96.1
20-21	2,100	22	94.4
21-22	1,845	21	94.5
22-23*	1,749	21	95.8

\*22-23 statistics are preliminary, and will be finalized next year.

Source: The Financial Aid Office

## FINANCIAL AID DISBURSEMENTS 2021-2022

Fund Source	<u>Undergraduate</u>		<u>Graduate</u>		<u>Total</u>	
	Student Count	Paid	Student Count	Paid	Student Count	Paid
Federal	5,937	\$52,715,868	715	\$18,955,069	6,652	\$71,670,937
State	1,987	\$12,294,626	5	\$53,920	1,992	\$12,348,546
Institutional	5,390	\$25,601,648	170	\$973,214	5,560	\$26,574,862
Private *	1,491	\$4,092,712	262	\$660,929	1,753	\$4,753,641
Other	835	\$9,313,262	100	\$1,665,786	935	\$10,979,048
GRAND TOTAL		<b>\$104,018,116</b>		<b>\$22,308,918</b>		<b>\$126,327,034</b>

\* Includes scholarships that students bring with them (e.g. Lion's Club, Boy Scouts, etc.)

## STUDENT LOAN DEBT

Graduating Cohort	Student Count	Total Cumulative Loan Debt	Cumulative Federal Loan Debt	Percent Borrowers	Percent Federal Borrowers
2016-2017	858	35,606	27,571	78	77
2017-2018	876	36,525	27,860	76	75
2018-2019	841	34,589	26,823	74	73
2019-2020	737	34,640	25,180	73	72
2020-2021	652	31,010	23,830	76	75
2021-2022	487	31,500	22,850	70	68

Cumulative Loan Debt of Students Graduating with a Bachelor's Degree as reported on the Peterson's Annual Survey of Undergraduate Financial Aid.

Average debt includes only students who borrowed.

Includes only students who entered Ferris as FTIACs, and maintained enrollment until graduation with a first bachelor's degree.

Does not include parent loans.

## THREE-YEAR OFFICIAL COHORT DEFAULT RATE

Entered Repayment	*Default Rate
Fiscal Year 2015	7.3%
Fiscal Year 2016	7.0%
Fiscal Year 2017	7.2%
Fiscal Year 2018	5.3%
Fiscal Year 2019	1.6%

Percent of borrowers who defaulted within 3 years of entering repayment (US Dept of Educ)

\* Fiscal Year 2019 Default Rate is artificially reduced on account of the suspension of required payments due to COVID-19.

Source: The Financial Aid Office

# BUDGET

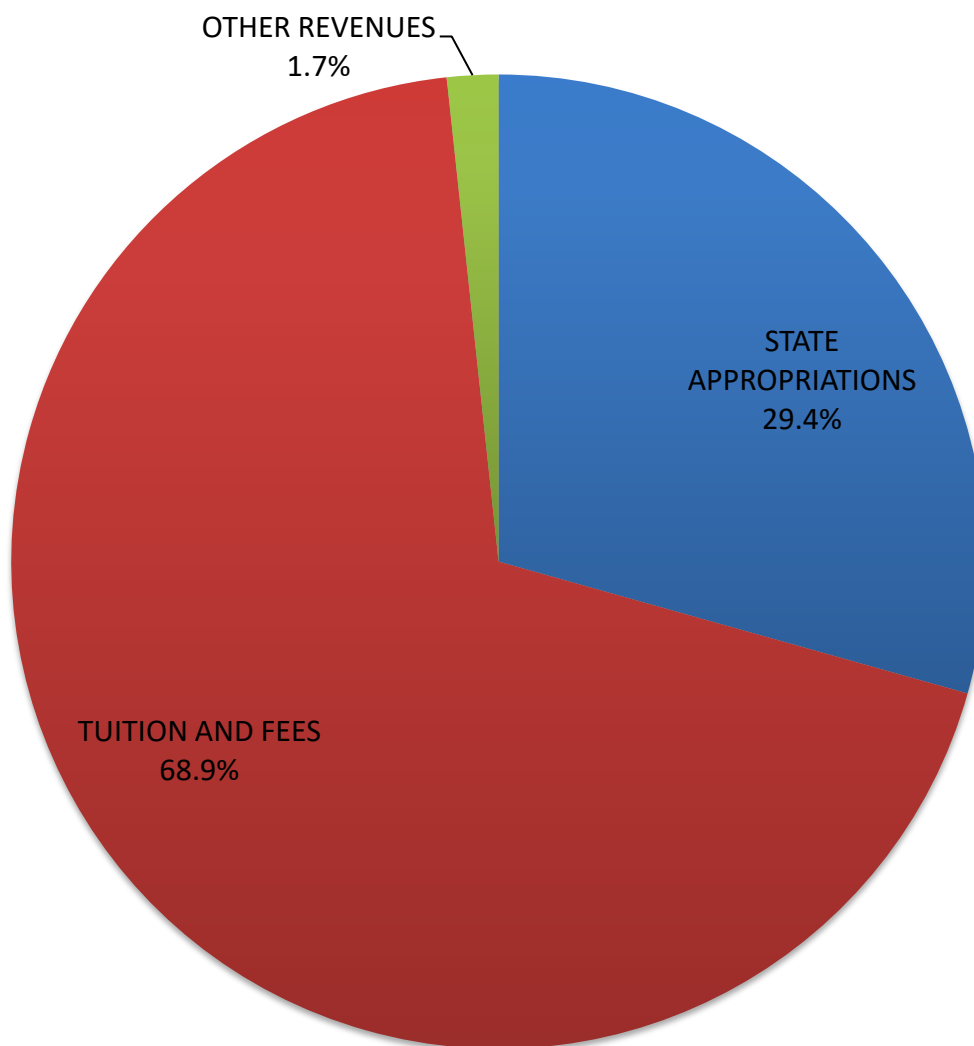
**FERRIS STATE UNIVERSITY**  
**FY 2022-2023 GENERAL FUND OPERATING BUDGET**  
 (AMOUNTS IN MILLIONS)

<b><u>REVENUES</u></b>	<b>FY 2022-23 <u>OPERATING BUDGET</u></b>
STATE APPROPRIATIONS	\$57.0
TUITION/FEES	\$133.7
OTHER REVENUES	\$3.3
<b><i>TOTAL REVENUE</i></b>	<hr/> <b><i>\$194.0</i></b>
 <b><u>EXPENDITURES</u></b>	
COMPENSATION	\$132.7
OPERATING EXPENSE	\$34.4
STUDENT ASSISTANCE	\$26.9
<b><i>TOTAL EXPENDITURES</i></b>	<hr/> <b><i>\$194.0</i></b>
 <b>REVENUE/EXPENDITURE NET</b>	 <b>\$0</b>

Source: Office of Budgetary Planning & Analysis, General Fund Operating Budget FY- 22/23

**FERRIS STATE UNIVERSITY**  
**FY 2022-23 REVENUE SUMMARY**  
 (AMOUNTS IN MILLIONS)

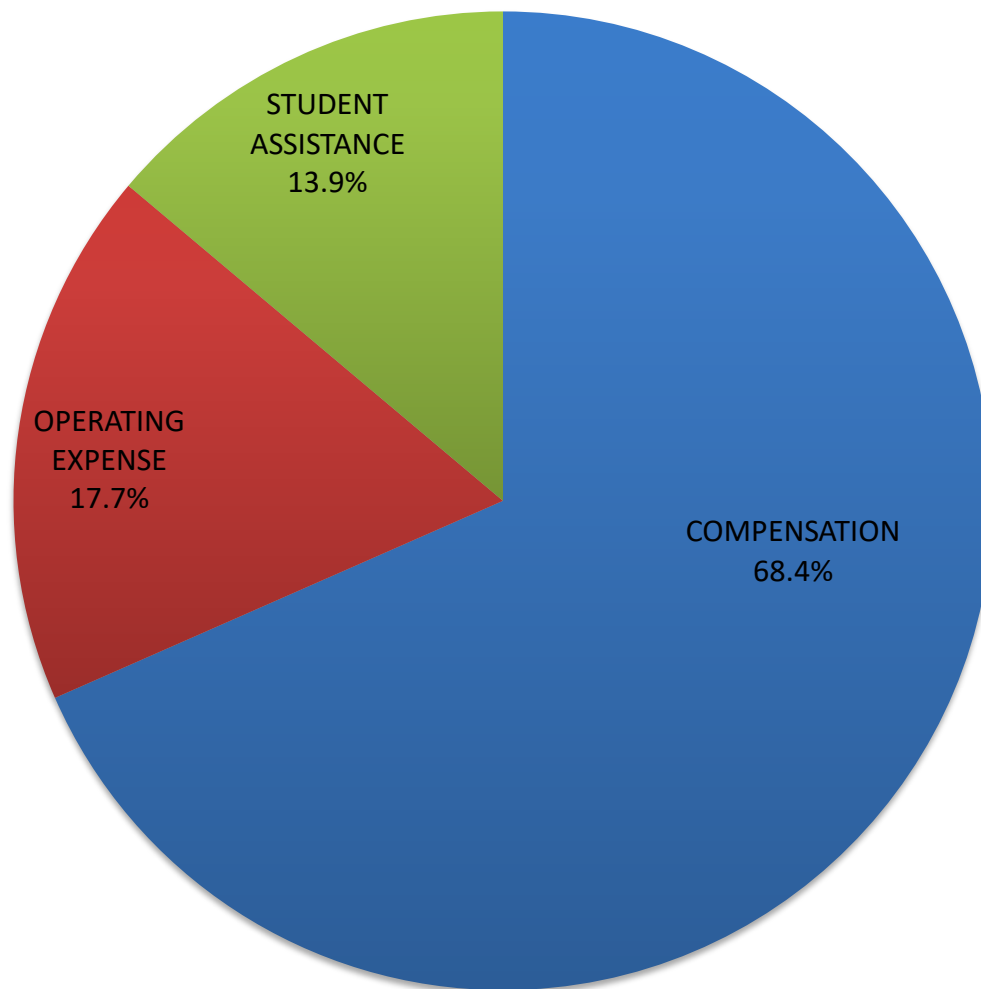
	AMOUNT	PERCENT
STATE APPROPRIATIONS	\$57.0	29.4%
TUITION AND FEES	\$133.7	68.9%
OTHER REVENUES	<u>\$3.3</u>	<u>1.7%</u>
<b>TOTAL</b>	<b>\$194.0</b>	<b>100%</b>



Source: Office of Budgetary Planning & Analysis, General Fund Operating Budget FY- 22/23

**FERRIS STATE UNIVERSITY**  
**FY 2022-23 EXPENDITURE SUMMARY**  
 (AMOUNTS IN MILLIONS)

	AMOUNT	PERCENT
COMPENSATION	\$132.7	68.4%
OPERATING EXPENSE	\$34.4	17.7%
STUDENT ASSISTANCE	<u>\$26.9</u>	<u>13.9%</u>
TOTAL	\$194.0	100%



Source: Office of Budgetary Planning & Analysis, General Fund Operating Budget FY- 22/23

# FACILITIES

**FERRIS STATE UNIVERSITY  
PLANT OPERATIONAL SERVICES**

**STATEMENT OF FACILITIES AT THE BIG RAPIDS CAMPUS**

<b>NUMBER OF BUILDINGS</b>	<b>GENERAL FUNDED FACILITIES</b>	<b>SQUARE FEET</b>	<b>CUBIC FEET</b>	<b>YEAR CONSTRUCTED OR IMPROVED</b>
1.00	ALUMNI BUILDING	34,600	510,000	1929
1.00	ASPHALT PAVEMENT ASSOCIATION OF MICHIGAN TRAINING FACILITY	4,470	41,573	2020
1.00	ARTS/SCIENCE COMMONS	79,259	1,054,984	1996-99
1.00	ATHLETIC TRAINER BUILDING	756	6,297	2017
1.00	AUTOMOTIVE CENTER	77,000	1,235,400	1956-88
1.00	BISHOP HALL	50,900	480,600	1968-87
1.00	BUSINESS BUILDING	90,600	700,000	1970
1.00	CARRILON TOWER	100	4,900	1968
1.00	CREATIVE ARTS	7,200	93,900	1965
1.00	DEPARTMENT OF PUBLIC SAFETY	400	3,200	1959-83-99-03
1.00	ELASTOMER/PLASTICS CENTER	43,392	510,555	1987-99
0.67	EWIGLEBEN SPORTS COMPLEX	92,572	1,592,386	1974-82-99-22
1.00	FLITE LIBRARY	173,484	2,081,800	2001
1.00	GENERAL SERVICES ANNEX	15,282	320,922	2005
1.00	GENERAL SERVICES BUILDING	28,571	518,885	1984-88-05
3.00	GENERAL SERVICES GROUNDS	7,232	80,856	1979-06
1.00	GRANGER CENTER (CTC)	75,298	1,358,200	1962-03
0.50	HEALTH CENTER (50%)	9,200	91,250	1959-67
1.00	HEAVY EQUIPMENT TECHNOLOGY	52,000	1,188,000	1987
1.00	INSTRUCTIONAL RESOURCE CENTER	61,425	683,800	1969-2008
1.00	JOHNSON HALL	33,600	328,600	1959
1.00	MCKESSY BARN	2,000	36,000	1989
1.00	MCKESSY HOUSE	2,800	23,000	1989-97
1.00	MICHIGAN COLLEGE OF OPTOMETRY	86,104	11,193,520	2010
1.00	MUSIC CENTER	10,000	137,900	1962
1.00	NORTH STORAGE FACILITY	10,711	152,900	2001
1.00	PARSON'S FIRING RANGE	576	4,608	2018
1.00	PHARMACY BUILDING	62,200	1,214,300	1972
1.00	POWER PLANT	19,900	421,900	1955-88
1.00	PRAKKEN BUILDING	42,100	503,900	1952
1.00	SCIENCE BUILDING	109,148	1,697,000	1955-67-97-99
1.00	SCIENCE CHILLER COMPLEX	3,200	57,600	2010
1.00	STARR BUILDING	86,400	1,607,200	1962-96
1.00	STUDENT RECREATION CENTER	123,854	2,584,688	1962-99-2018
1.00	SWAN BUILDING	220,634	3,095,864	1966-88-2004-2018
1.00	TIMME CENTER FOR STUDENT SERVICES	59,179	752,227	1967-02
1.00	TOP TAGGART WHEELER PAVILION	10,593	152,000	2001
1.00	VFS ALLIED HEALTH BUILDING	67,400	1,493,800	1979
1.00	WEST BUILDING	23,700	292,500	1952-85
1.00	WEST COMMONS	19,800	269,300	1968
<b>41.17</b>	<b>TOTAL GENERAL FUNDED</b>	<b>1,897,640</b>	<b>38,576,315</b>	

# FACILITIES

## FERRIS STATE UNIVERSITY PLANT OPERATIONAL SERVICES

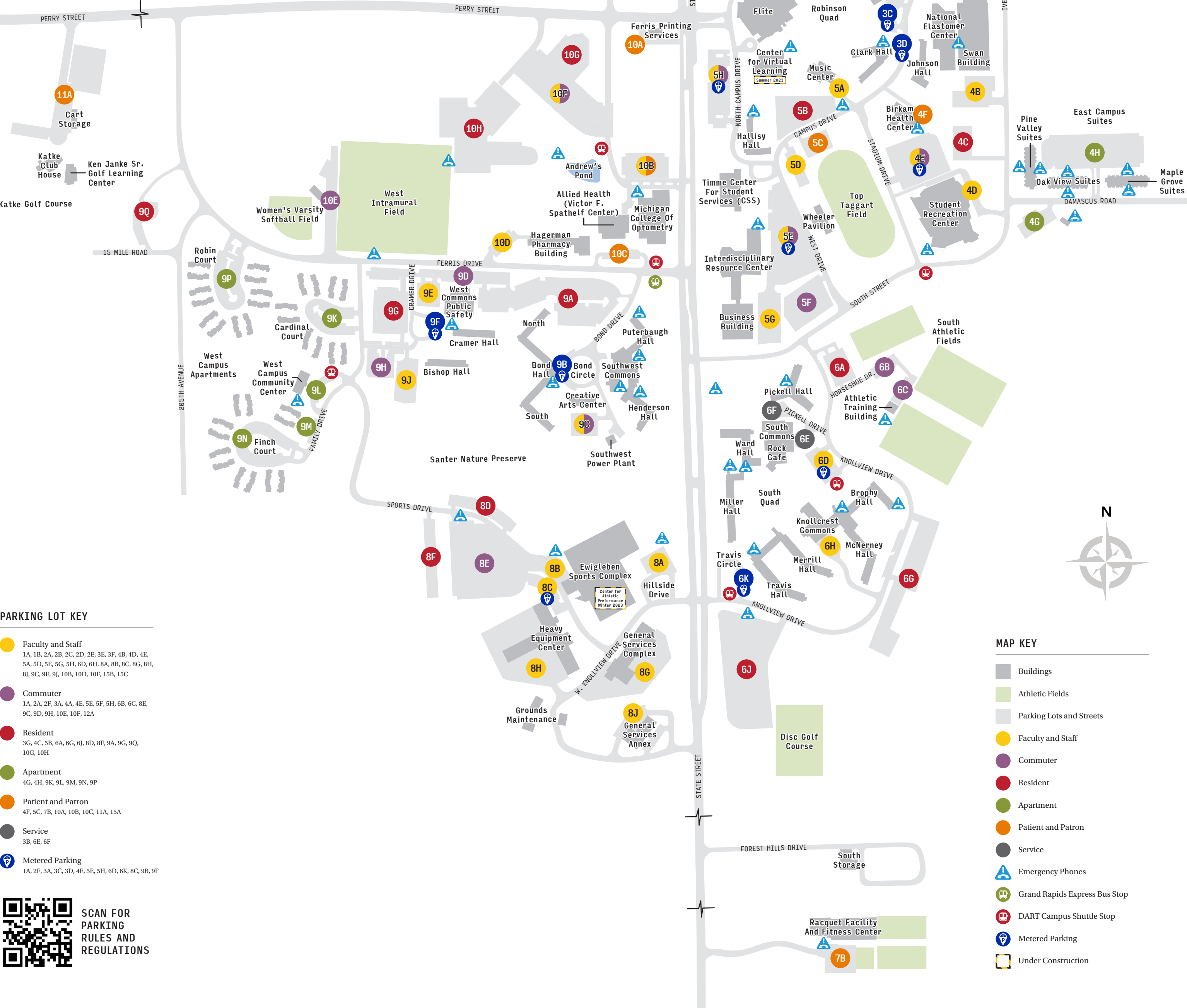
### STATEMENT OF FACILITIES AT THE BIG RAPIDS CAMPUS

NUMBER OF BUILDINGS	NON-GENERAL FUNDED FACILITIES	SQUARE FEET	CUBIC FEET	YEAR CONSTRUCTED OR IMPROVED
2.00	BOND HALL	90,500	820,400	1966
1.00	BROPHY HALL	47,000	482,750	1962
1.00	CLARK HALL	41,500	360,900	1960
1.00	COPY CENTER PERRY STREET	2,070	30,015	2006
3.00	CORPORATE & PROF DEVELOP CTR	16,836	192,612	1985-87
1.00	CRAMER HALL	91,700	824,700	1969
3.00	EAST CAMPUS SUITES	107,910	971,190	2011
1.00	HALLISY HALL	44,700	406,000	1958
0.50	HEALTH CENTER (50%)	9,200	91,250	1959-67
1.00	HENDERSON HALL	44,900	405,500	1965
0.33	ICE ARENA	69,460	980,570	1974-99
1.00	KATKE GOLF CART STORAGE	2,800	27,600	1984
1.00	KATKE GOLF CLUB HOUSE	5,700	57,000	2000-2019
1.00	KATKE GOLF MAINTENANCE BLD.	3,200	44,800	1974
1.00	KEN JANKE, SR. GOLF LEARNING CENTER	9,555	112,842	2019
1.00	KNOLLCREST COMMONS	11,094	292,860	1961
1.00	MCNERNEY HALL	47,000	482,750	1962
1.00	MERRILL HALL	51,700	515,050	1961
1.00	MILLER HALL	47,382	444,245	1963
1.00	NORTH HALL	124,019	1,775,047	2017
1.00	PICKELL HALL	50,400	468,600	1964
1.00	PUTERBAUGH HALL	46,400	436,400	1965
1.00	RACQUETBALL FACILITY	50,884	1,244,000	1980-87-01
1.00	SOUTH COMMONS ROCK	34,020	418,937	1963-64-94-09
1.00	SOUTHWEST COMMONS	19,500	253,600	1965-86
1.00	SOUTHWEST POWER PLANT	2,200	33,200	1964
1.00	TRAVIS HALL	51,700	515,050	1961
1.00	UNIVERSITY CENTER	142,779	1,443,705	2015
1.00	WARD HALL	41,320	407,260	1963
34.00	WEST CAMPUS APTS.	267,944	5,419,036	1995; 2016
1.00	WEST CAMPUS COMMUNITY BLDG.	5,785	52,000	1996
1.00	WOMEN'S SOFTBALL FACILITY	1,008	25,200	2001
<b>68.83</b>	<b>TOTAL NON-GENERAL FUNDED</b>	<b>1,582,166</b>	<b>20,035,069</b>	
<b>110.00</b>	<b>GRAND TOTAL</b>	<b>3,479,806</b>	<b>58,611,384</b>	

Source: Facilities Management

BUILDING KEY

Building Name	Code	Location	Building Name	Code	Location
Admissions	CSS	F5	Knollcrest Commons	KNO	J4
Allied Health Building (Dental Clinic)	VFS	G6	McKessy House	MCK	C5
Alumni Building	ALU	B3	McNerney Hall	MCN	J4
Arts and Sciences Commons	ASC	D4	Merrill Hall	MER	J4
Asphalt Pavement Association of Michigan Training Facility	HMA	A1	Michigan College of Optometry (University Eye Center)	MCO	G6
Athletic Training Building	ATB	I3	Miller Hall	MIL	J5
Automotive Center	AUT	B3	Museum of Sexist Objects	STR	D5
Birkam Health Center & Personal Counseling Center	BHC	F3	Music Activities Center	MUS	E4
Bishop Hall	BIS	H8	National Elastomer Center	NEC	E3
Bond Hall (North and South)	BON	H7	North Hall	NRB	C3
Brophy Hall	BRO	J4	North Storage	NST	C6
Bulldog Service Center (Parking, Dining, & ID Card Services)	UCB	D4	Pickell Hall	PIC	H4
Business Building	BUS	H5	Power Plant	POW	C3
Card/Riley Conservation and Wildlife Education Center	ASC	D4	Prakken Building	PRK	B2
Center for Virtual Learning	CVL	E5	Public Safety (West Commons)	WCO	H8
Clark Hall	CLK	E4	Puterbaugh Hall	PUT	H6
Corporate and Professional Development Center	CPD	A1	Quad Cafe	UCB	D4
Cramer Hall	GRA	H7	Racquet Facility and Fitness Center	RQT	N4
Creative Arts Center	CAC	I6	Robinson Quad		D5
David L. Eisler Center	UCB	D4	Rock Cafe (South Commons)	SCO	I5
Disc Golf Course		L4	Science Building	SCI	C4
Early Learning Center	BIS	H8	Science Chiller Complex	SCC	C5
East Campus Suites	ECS	F1	South Athletic Fields	SAF	I3
Erbert & Gerbert's Sandwich Shop	IRC	G5	Southwest Commons	SWC	H6
Ewigleben Sports Complex (Bulldog, Ice & Wink Arenas)	SPO	J6	Southwest Power Plant	SPL	J6
Ferris Printing Services	CCE	E6	Starr Educational Center	STR	D5
Ferris Fine Art Gallery	UCB	D4	Starbucks	UCB	D4
Ferris Outfitters Campus Store	UCB	D4	Student Recreation Center	SRC	G3
FLITE Library	FLT	E5	Swan Building	SWN	E2
General Services Annex	GSA	L6	The Market	SCO	I5
General Services Building	GEN	K6	Timme Center for Student Services	CSS	F5
Granger Center for Construction and HVACR	GRN	B4	Top Taggart Field	TTF	G4
Hagerman Pharmacy Building (Pharmacy Care Clinic)	PHR	G7	Travis Hall	TRV	J5
Hallisy Hall	HAL	F5	University Eye Center	MCO	G6
Heavy Equipment	HE	K7	Ward Hall	WAR	I5
Henderson Hall	HEN	I6	West Building	WES	B3
Institute for Construction Education and Training	ICET	A1	West Campus Apartments	WCA	H10
Interdisciplinary Resource Center	IRC	G5	West Campus Community Center	WCC	H9
Jim Crow Museum of Racist Memorabilia	FLT	E5	West Commons	WCO	H8
Johnson Hall	JOH	E3	Williams Auditorium	WIL	D5
Katke Golf Course	KAT	F11	Wheeler Pavilion (Top Taggart Field)	TTF	G4
Ken Janke Sr. Golf Learning Center	GLC	F11			



SCAN FOR  
PARKING  
RULES AND  
REGULATIONS

## Driving Directions to Big Rapids Campus

---

**Driving from East (Detroit):** Take I-96 West to Grand Rapids. Take US-131 North to Big Rapids, Exit 139. Turn right and follow Perry Street 1.7 miles to the last stop light which is State Street (Business Loop-131). Proceed straight through the stoplight into the main campus.

**Driving from East (Flint):** Take I-69 West to Lansing. Take I-96 West to Grand Rapids. Take US-131 North to Big Rapids, Exit 139. Turn right and follow Perry Street 1.7 miles to the last stop light which is State Street (Business Loop-131). Proceed straight through the stoplight into the main campus.

**Driving from East (Mt. Pleasant):** Take M-20 West to Big Rapids, turn south (left) on State Street. Follow State Street (which is Business Loop-131) and stay in the left lane. You will drive past Burger King (which is on your right). Turn left at the next stoplight (Perry Street), which is the main entrance to campus.

**Driving from North (Cadillac):** US-131 South to Big Rapids, Exit 139. Turn left and follow Perry Street 1.7 miles to the last stop light which is State Street (Business Loop-131). Proceed straight through the stoplight into the main campus.

**Driving from North (Old US-131):** Continue on Old US-131 (which is State Street), stay in the left lane. You will drive past Burger King (which is on your right). Turn left at the next stoplight (Perry Street), which is the main entrance to campus.

**Driving from South (Grand Rapids and Kalamazoo):** US-131 North to Big Rapids, Exit 139. Turn right and follow Perry Street 1.7 miles to the last stop light which is State Street (Business Loop-131). Proceed straight through the stoplight into the main campus.

**Driving from West:** Take M-20 East to Stanwood and then US-131 North to Big Rapids, exit 139. Turn right and follow Perry Street 1.7 miles to the last stop light which is State Street (Business Loop-131). Proceed straight through the stoplight into the main campus.

MICHIGAN PUBLIC  
UNIVERSITIES

## ENROLLMENT MICHIGAN PUBLIC UNIVERSITIES

	<u>Fall 2018</u>	<u>Fall 2019</u>	<u>Fall 2020</u>	<u>Fall 2021</u>	<u>Fall 2022*</u>
Central Michigan University	21,705	19,431	17,344	15,421	14,563
Eastern Michigan University	18,838	17,814	16,324	15,370	14,048
<b>Ferris State University</b>	<b>13,250</b>	<b>12,472</b>	<b>11,165</b>	<b>10,361</b>	<b>10,072</b>
Grand Valley State University	24,677	24,033	23,350	22,406	21,648
Lake Superior State University	2,160	1,984	1,909	1,812	1,655
Michigan State University	50,351	49,809	49,695	49,659	50,023
Michigan Tech University	7,203	7,041	6,875	7,009	7,074
Northern Michigan University	7,595	7,732	7,368	7,214	6,970
Oakland University	19,309	19,013	18,552	17,170	16,108
Saginaw Valley State University	8,536	8,265	8,030	7,523	7,147
University of Michigan - Ann Arbor	46,716	48,090	47,907	50,278	51,225
University of Michigan - Dearborn	9,468	9,195	8,783	8,331	8,224
University of Michigan - Flint	7,532	7,297	6,829	6,418	5,985
Wayne State University	27,053	26,844	26,251	24,931	23,788
Western Michigan University	22,894	21,470	20,490	19,038	17,835

Note: Fall numbers are from MASU Enrollment Report. Previous Fall numbers are updated annually to match the MASU Enrollment Report.

\*Enrollment numbers are Preliminary and will be finalized next year.

Source: Budget Office


**BUDGETARY PLANNING AND ANALYSIS**  
**SUMMARY OF 2022-23 TUITION & FEES AND ROOM & BOARD**  
**MICHIGAN PUBLIC UNIVERSITIES**

	<u>FY-23</u> <u>TUITION</u>	<u>TUITION</u> <u>RANK</u>	<u>FY-23</u> <u>ROOM &amp;</u> <u>BOARD</u>	<u>ROOM &amp;</u> <u>BOARD</u> <u>RANK</u>	<u>FY-23</u> <u>TOTAL</u> <u>COST</u>	<u>TOTAL</u> <u>COST</u> <u>RANK</u>
Central Michigan University	\$13,650	12	\$11,248	7	\$24,898	8
Eastern Michigan University	\$14,810	5	\$11,660	3	\$26,470	3
<b>Ferris State University</b>	<b>\$14,010</b>	<b>8</b>	<b>\$10,268</b>	<b>12</b>	<b>\$24,278</b>	<b>11</b>
Grand Valley University	\$13,952	9	\$9,700	14	\$23,652	12
Lake Superior University	\$13,840	11	\$10,776	11	\$24,616	9
Michigan State University	\$15,435	3	\$10,990	9	\$26,425	4
Michigan Tech University	\$17,614	1	\$12,058	2	\$29,672	2
Northern Michigan University	\$12,913	14	\$11,450	4	\$24,363	10
Oakland University	\$14,573	6	\$10,852	10	\$25,425	6
Saginaw Valley University	\$11,565	15	\$11,392	5	\$22,957	14
University of Michigan	\$16,736	2	\$13,171	1	\$29,907	1
University of Michigan - Dearborn	\$14,320	7	\$0	N/A	N/A	N/A
University of Michigan - Flint	\$13,524	13	\$9,823	13	\$23,347	13
Wayne State University	\$14,925	4	\$11,288	6	\$26,213	5
Western Michigan	\$13,950	10	\$11,102	8	\$25,052	7
UNWEIGHTED AVERAGE	\$14,388		\$11,127		\$25,520	

Note: FTIAC rates.

Source: MASU Tuition &amp; Fees Report, State Universities of Michigan

## Annual Room and Board Costs FY 2023

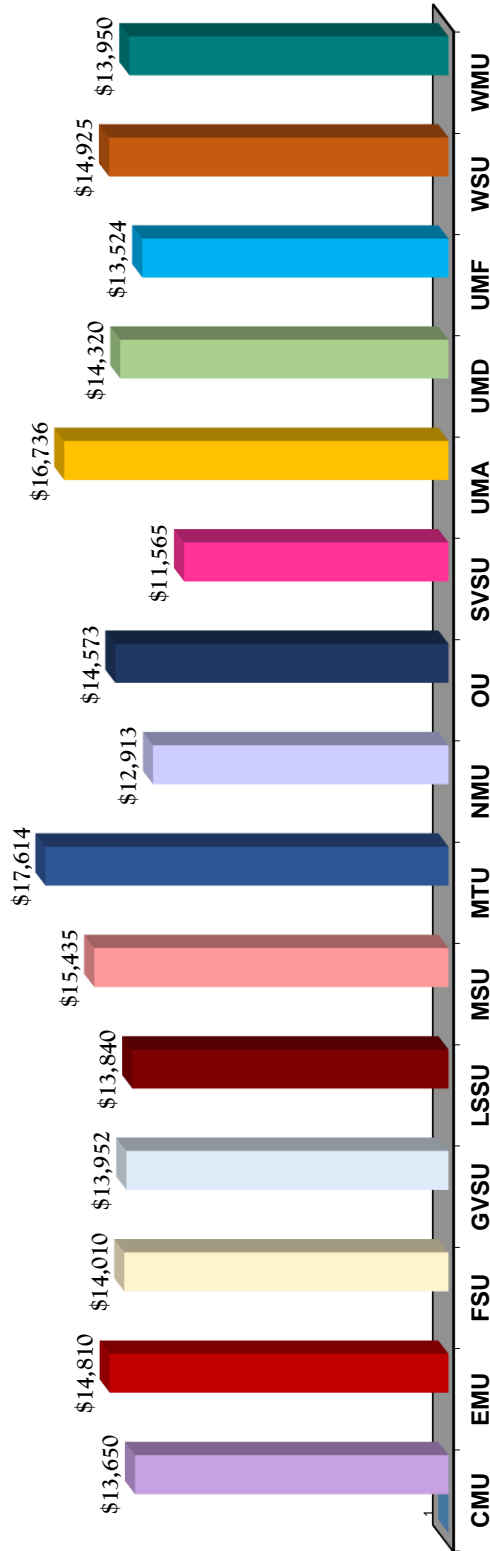


## Five Year Trend

	FY '19	FY '20	FY '21	FY '22	FY '23
CMU	10,076	10,328	10,676	10,792	11,248
EMU	10,168	10,486	10,540	11,174	11,660
<b>FSU</b>	<b>9,894</b>	<b>10,044</b>	<b>9,219</b>	<b>10,128</b>	<b>10,268</b>
GVSU	9,090	9,240	9,360	9,600	9,700
LSSU	9,882	10,230	10,282	10,488	10,776
MSU	10,272	10,474	10,474	10,676	10,990
MTU	10,756	11,004	11,314	11,655	12,058
NMU	10,666	10,774	11,072	11,072	11,450
OU	10,225	10,430	10,639	10,639	10,852
SVSU	9,786	10,030	10,438	11,606	11,392
UMA	11,534	11,996	12,034	12,592	13,171
UMF	8,769	9,116	9,234	9,445	9,823
WSU	10,072	10,391	10,696	10,992	11,288
WMU	10,143	10,567	10,567	10,884	11,102

Source: Office of Budgetary Planning &amp; Analysis/MASU Tuition &amp; Fees Report

# Annual Tuition and Required Fees FY 2023



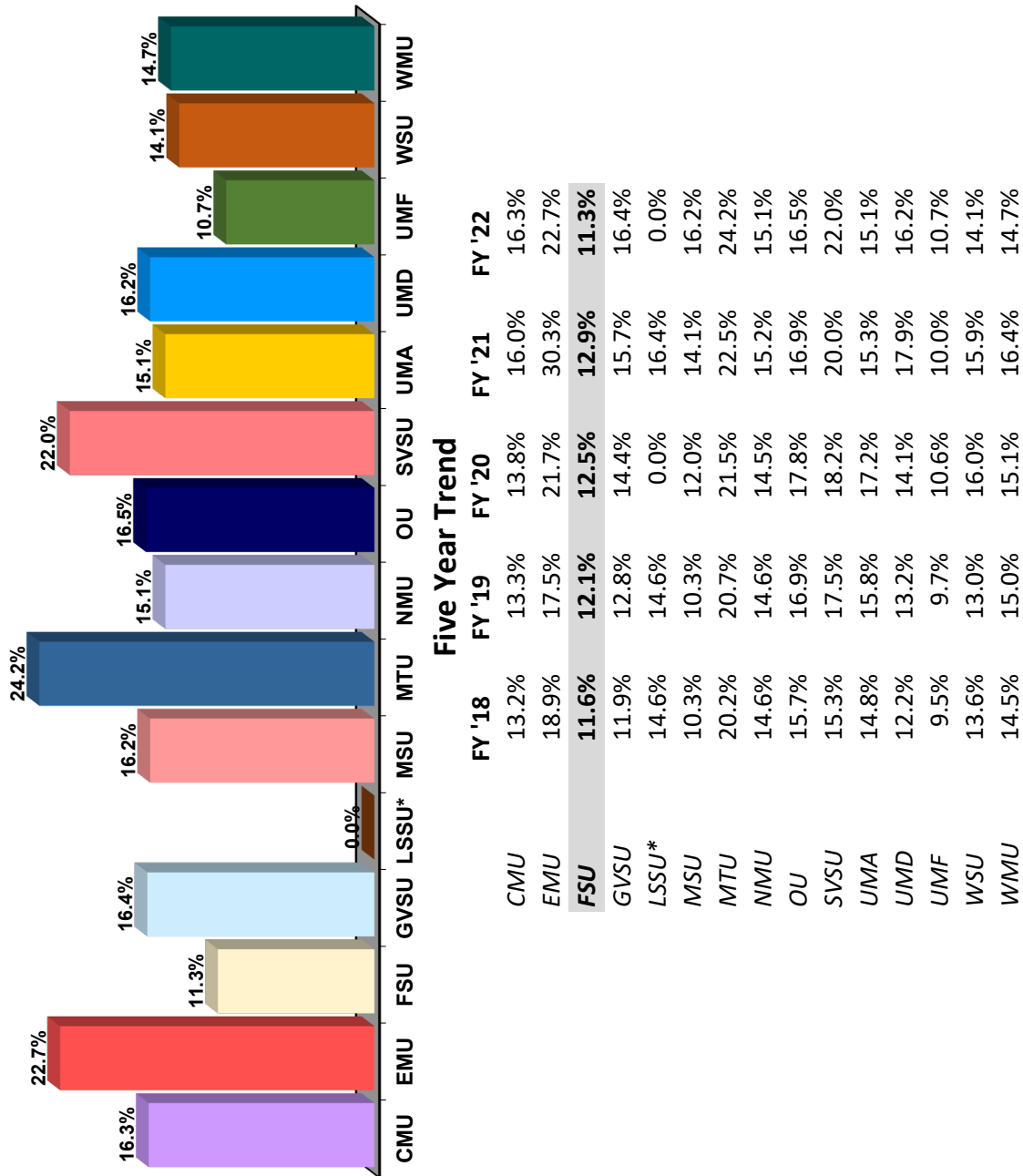
## Five Year Trend

	FY '19	FY '20	FY '21	FY '22	FY '23
CMU	12,960	12,960	12,960	13,200	13,650
EMU	12,708	13,433	13,810	14,260	14,810
<b>FSU</b>	<b>12,630</b>	<b>12,930</b>	<b>13,290</b>	<b>13,650</b>	<b>14,010</b>
GVSU	12,484	12,860	13,244	13,560	13,952
LSSU	12,090	12,450	12,856	13,312	13,840
MSU	14,523	14,523	14,523	14,913	15,435
MTU	15,646	15,960	16,436	16,966	17,614
NMU	10,983	11,520	11,945	12,437	12,913
OU	12,893	13,463	13,463	14,025	14,573
SVSU	10,308	10,814	10,814	11,130	11,565
UMA	15,262	15,558	15,948	16,178	16,736
UMD	12,930	13,304	13,552	13,816	14,320
UMF	11,820	12,406	12,892	12,892	13,524
WSU	13,097	13,766	13,766	14,293	14,925
WMU	12,483	13,017	13,017	13,434	13,950

Source: Office of Budgetary Planning & Analysis/MASU Tuition & Fees Report

Note: Based on FTIAC Tuition Rates

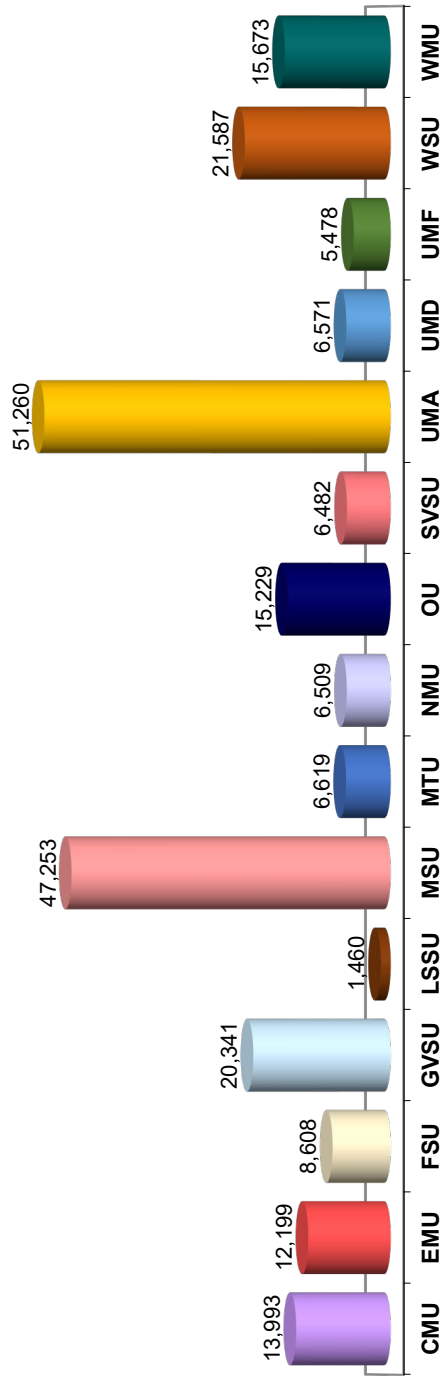
## Financial Aid as a Percent of Total General Fund Spending FY 2022



Source: Office of Budgetary Planning &amp; Analysis

\*LSSU - Data for FY20 and FY22 not available.

# Full-Year Equated Students FY 2022

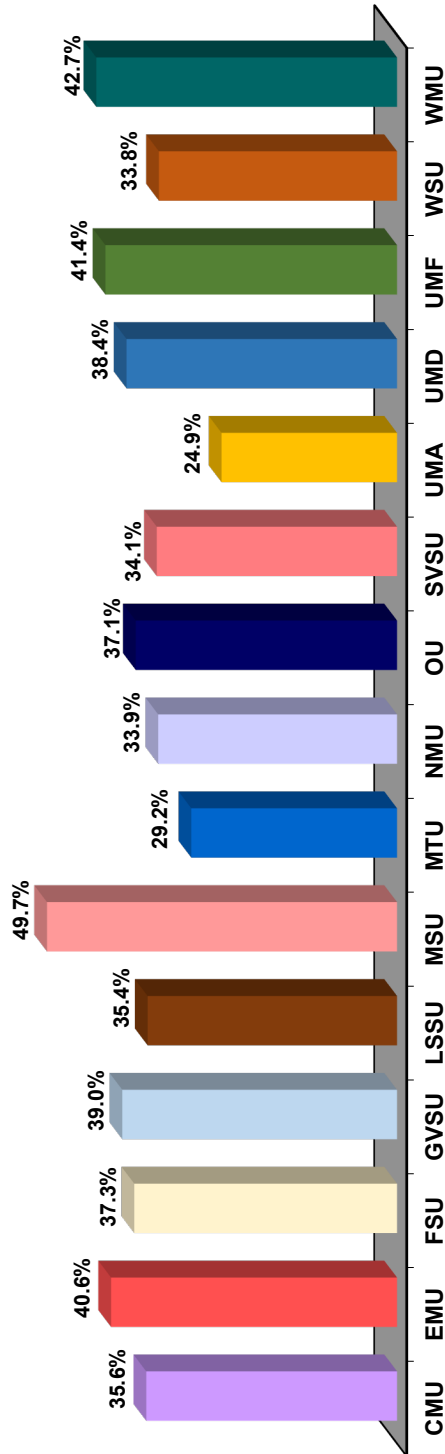


## Five Year Trend

	FY '18	FY '19	FY '20	FY '21	FY '22
CMU	19,546	18,706	17,104	15,583	13,993
EMU	16,113	15,163	14,133	13,079	12,199
<b>FSU</b>	<b>11,251</b>	<b>10,760</b>	<b>10,196</b>	<b>9,295</b>	<b>8,608</b>
GVSU	22,490	22,442	21,992	21,177	20,341
LSSU	1,826	1,749	1,622	1,516	1,460
MSU	46,014	46,261	47,923	47,970	47,253
MTU	6,629	6,654	6,571	6,380	6,619
NMU	6,713	6,768	6,816	6,509	6,509
OU	17,412	17,349	17,349	16,650	15,229
SVSU	7,438	7,422	7,233	6,885	6,482
UMA	46,855	47,661	49,264	49,577	51,260
UMD	7,046	7,164	7,153	6,950	6,571
UMF	6,248	6,106	6,085	5,884	5,478
WSU	22,603	22,847	23,200	22,806	21,587
WMU	19,352	19,056	18,515	17,183	15,673
<b>Totals</b>	<b>257,536</b>	<b>256,108</b>	<b>255,156</b>	<b>247,444</b>	<b>239,262</b>

Source: Office of Budgetary Planning & Analysis  
All years adjusted based on current HEIDI data.

## Instruction as a Percent of Total General Fund Spending FY 2022

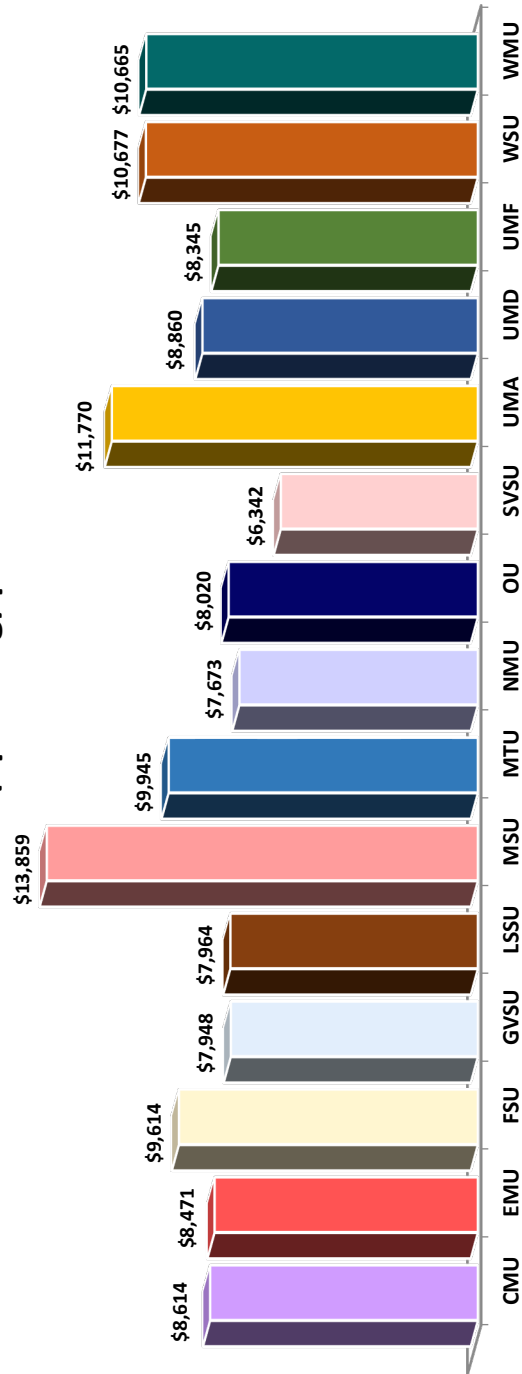


### Five Year Trend

	FY '18	FY '19	FY '20	FY '21	FY '22
CMU	37.8%	38.6%	38.6%	36.2%	35.6%
EMU	42.3%	39.6%	46.4%	62.3%	40.6%
<b>FSU</b>	<b>45.9%</b>	<b>44.6%</b>	<b>46.6%</b>	<b>43.0%</b>	<b>37.3%</b>
GVSU	41.8%	41.4%	40.9%	39.5%	39.0%
LSSU	41.7%	31.9%	37.7%	37.1%	35.4%
MSU	45.0%	43.3%	44.3%	42.5%	49.7%
MTU	31.1%	31.0%	31.6%	29.9%	29.2%
NMU	35.5%	35.5%	36.3%	36.1%	33.9%
OU	35.2%	35.2%	35.8%	35.6%	37.1%
SVSU	33.2%	32.0%	31.3%	31.8%	34.1%
UMA	29.4%	28.7%	32.6%	29.0%	24.9%
UMD	38.9%	39.4%	38.9%	40.7%	38.4%
UMF	44.3%	42.6%	44.4%	36.9%	41.4%
WSU	37.0%	33.3%	38.4%	38.3%	33.8%
WMU	43.0%	42.1%	42.8%	39.6%	42.7%

Source: Office of Budgetary Planning &amp; Analysis

## Instructional Cost (Spending) per Student FY 2022

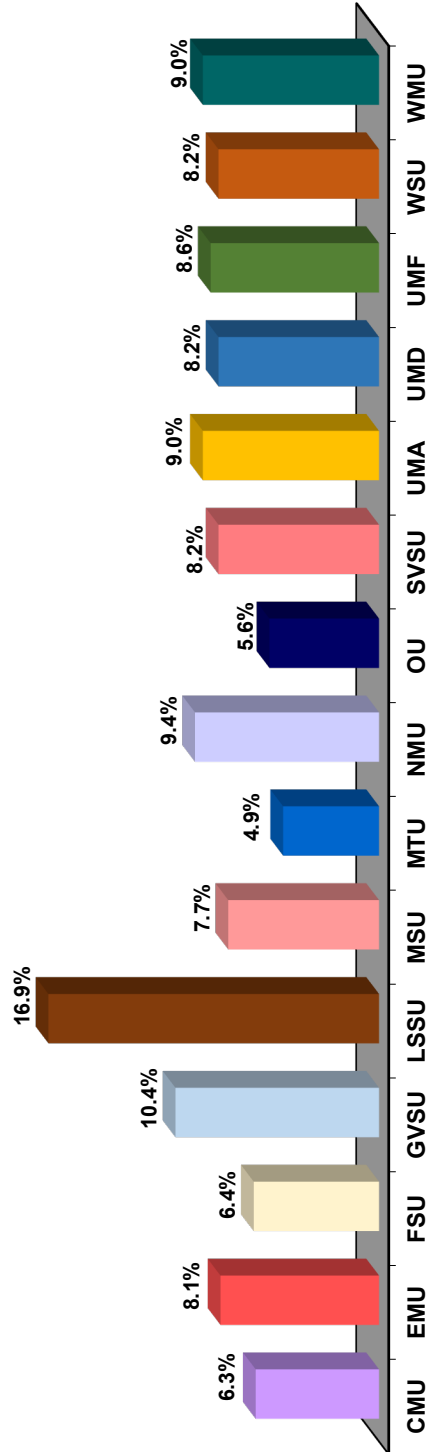


## Five Year Trend

	FY '18	FY '19	FY '20	FY '21	FY '22
CMU	\$7,328	\$7,483	\$7,925	\$7,651	\$8,614
EMU	\$7,529	\$7,727	\$8,002	\$8,211	\$8,471
<b>FSU</b>	<b>\$8,605</b>	<b>\$8,725</b>	<b>\$9,573</b>	<b>\$9,144</b>	<b>\$9,614</b>
GVSU	\$7,384	\$7,617	\$7,598	\$7,736	\$7,948
LSSU	\$6,272	\$6,962	\$7,357	\$7,218	\$7,964
MSU	\$13,943	\$13,640	\$13,421	\$12,164	\$13,859
MTU	\$9,598	\$9,687	\$10,159	\$9,858	\$9,945
NMU	\$6,871	\$7,143	\$7,512	\$7,720	\$7,673
OU	\$6,519	\$6,780	\$6,883	\$7,088	\$8,020
SVSU	\$5,511	\$5,595	\$5,692	\$5,720	\$6,342
UMA	\$12,931	\$13,214	\$14,274	\$14,070	\$11,770
UMD	\$8,238	\$8,566	\$8,571	\$8,294	\$8,860
UMF	\$8,055	\$8,111	\$8,404	\$7,699	\$8,345
WSU	\$9,889	\$10,115	\$9,930	\$10,107	\$10,677
WMU	\$8,926	\$9,098	\$9,379	\$8,595	\$10,665

Source: Office of Budgetary Planning &amp; Analysis

# Plant Spending as a Percent of Total General Fund Spending FY 2022

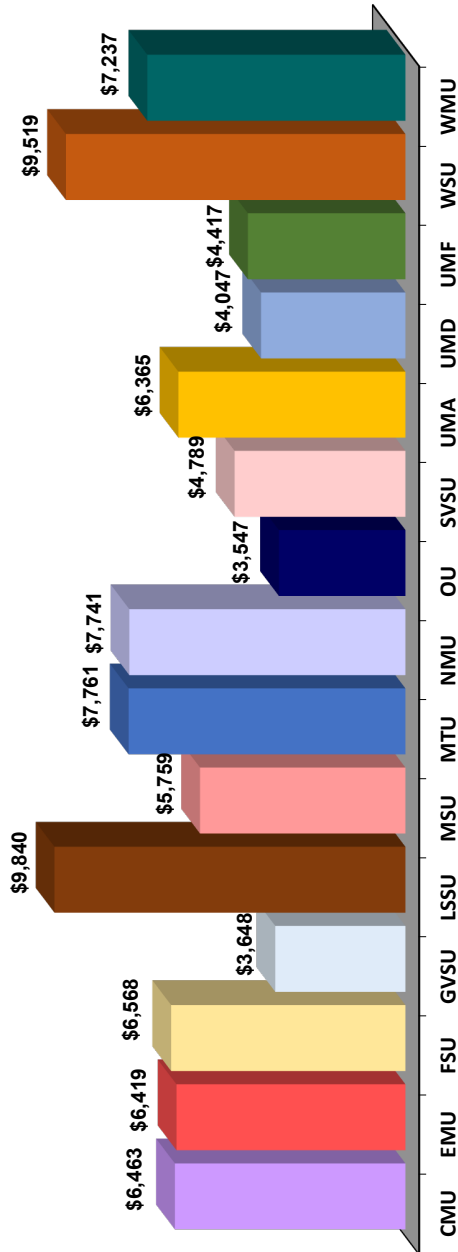


## Five Year Trend

	FY '18	FY '19	FY '20	FY '21	FY '22
CMU	6.5%	6.9%	7.2%	7.3%	6.3%
EMU	5.6%	5.8%	6.6%	11.8%	8.1%
<b>FSU</b>	<b>7.2%</b>	<b>6.9%</b>	<b>6.5%</b>	<b>6.9%</b>	<b>6.4%</b>
GVSU	9.9%	11.6%	11.2%	9.8%	10.4%
LSSU	13.4%	15.0%	15.2%	16.6%	16.9%
MSU	6.3%	6.3%	6.0%	6.5%	7.7%
MTU	6.2%	6.0%	5.2%	5.1%	4.9%
NMU	10.3%	9.9%	9.1%	9.1%	9.4%
OU	5.8%	5.1%	5.2%	4.6%	5.6%
SVSU	8.3%	8.0%	7.5%	7.7%	8.2%
UMA	10.0%	9.5%	9.4%	7.5%	9.0%
UMD	7.1%	7.7%	7.4%	7.1%	8.2%
UMF	8.8%	8.5%	7.4%	5.9%	8.6%
WSU	9.1%	8.3%	8.1%	8.7%	8.2%
WMU	10.5%	10.0%	10.2%	10.4%	9.0%

Source: Office of Budgetary Planning &amp; Analysis

## State Appropriations per FYES FY 2022

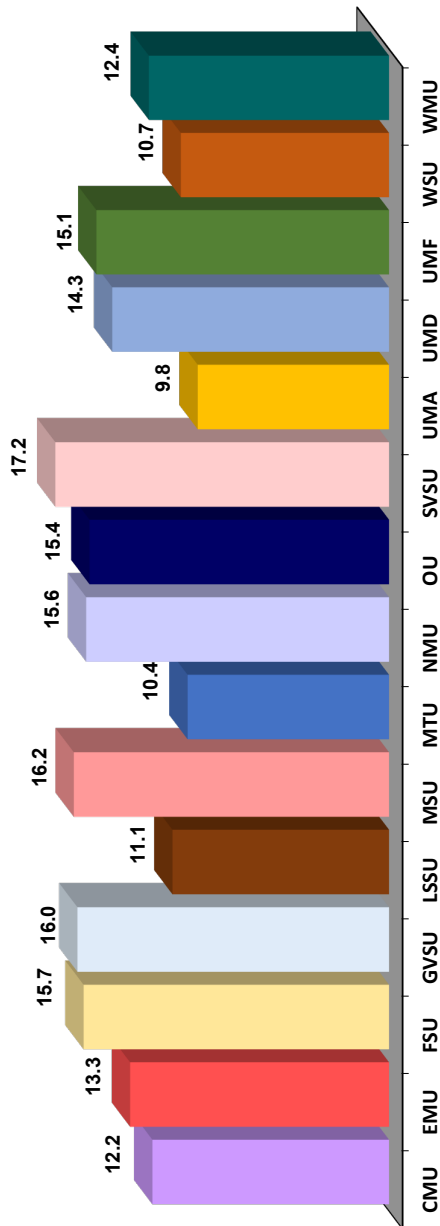


### Five Year Trend

	FY '18	FY '19	FY '20	FY '21	FY '22
CMU	\$4,384	\$4,675	\$5,217	\$5,968	\$6,463
EMU	\$4,665	\$5,077	\$5,488	\$6,161	\$6,419
<b>FSU</b>	<b>\$4,767</b>	<b>\$5,111</b>	<b>\$5,496</b>	<b>\$6,250</b>	<b>\$6,568</b>
GVSU	\$3,118	\$3,212	\$3,337	\$3,604	\$3,648
LSSU	\$7,574	\$8,027	\$8,854	\$9,748	\$9,840
MSU	\$6,112	\$6,188	\$6,026	\$6,258	\$5,759
MTU	\$7,401	\$7,510	\$7,696	\$8,270	\$7,761
NMU	\$7,027	\$7,098	\$7,176	\$7,796	\$7,741
OU	\$2,943	\$3,045	\$3,080	\$3,333	\$3,547
SVSU	\$4,004	\$4,115	\$4,259	\$4,648	\$4,789
UMA	\$6,714	\$6,731	\$6,552	\$6,768	\$6,365
UMD	\$3,610	\$3,640	\$3,681	\$3,937	\$4,047
UMF	\$3,695	\$3,866	\$3,927	\$4,230	\$4,417
WSU	\$8,812	\$8,857	\$8,768	\$9,270	\$9,519
WMU	\$5,653	\$5,834	\$6,065	\$6,794	\$7,237

Source: Office of Budgetary Planning & Analysis  
Previous years adjusted as state number fluctuates annually.

## Student-to-Faculty Ratio FY 2022



## Five Year Trend

	FY '18	FY '19	FY '20	FY '21	FY '22
CMU	15.3	15.4	14.9	14.4	12.2
EMU	15.0	14.5	14.2	13.4	13.3
<b>FSU</b>	<b>15.5</b>	<b>15.6</b>	<b>15.6</b>	<b>16.1</b>	<b>15.7</b>
GVSU	17.0	16.8	17.4	16.8	16.0
LSSU	12.9	13.3	12.2	11.2	11.1
MSU	15.5	15.5	16.2	16.1	16.2
MTU	12.7	12.9	12.7	12.6	10.4
NMU	17.1	17.2	17.3	16.7	15.6
OU	18.1	18.0	17.9	17.6	15.4
SVSU	16.3	16.3	21.0	18.2	17.2
UMA	11.1	11.2	11.4	11.5	9.8
UMD	14.6	14.8	14.4	14.9	14.3
UMF	14.0	14.2	14.9	16.0	15.1
WSU	12.0	12.3	12.3	12.1	10.7
WMU	13.5	13.2	13.1	13.7	12.4

Source: Office of Budgetary Planning &amp; Analysis

Ratio is now based on Students (FYES) to All Faculty (previously used instructional faculty only).

## Ferris State University Non-Discrimination Statement

Ferris State University does not discriminate on the basis of race, color, religion or creed, national origin, sex, sexual orientation, gender identity, age, marital status, veteran or military status, height, weight, protected disability, genetic information, or any other characteristic protected by applicable State or federal laws or regulations in education, employment, housing, public services, or other University operations, including, but not limited to, admissions, programs, activities, hiring, promotion, discharge, compensation, fringe benefits, job training, classification, referral, or retention. Retaliation against any person making a charge, filing a legitimate complaint, testifying, or participating in any discrimination investigation or proceeding is prohibited.

Students with disabilities requiring assistance or accommodation may contact Educational Counseling & Disabilities Services at (231) 591-3057, [ECDS@Ferris.edu](mailto:ECDS@Ferris.edu) in Big Rapids (including statewide students) or the Director of Counseling and Disability Services for Kendall College of Art and Design (KCAD) at (616) 451-2787 ext. 1136, [MarieYowitz@Ferris.edu](mailto:MarieYowitz@Ferris.edu) in Grand Rapids. Employees and other members of the University community with disabilities requiring assistance or accommodation may contact the Human Resources Department, 420 Oak St., Big Rapids, MI 49307 or call (231) 591-2150, [HumanResources@Ferris.edu](mailto:HumanResources@Ferris.edu).

Inquiries and complaints of disability discrimination may be addressed to the Director of Accessibility, 820 Campus Dr., Big Rapids, MI 49307 or by telephone/email at (231) 591-3057, [JulieAlexander@Ferris.edu](mailto:JulieAlexander@Ferris.edu) or to the Director of Equal Opportunity, 120 East Cedar St., Big Rapids, MI 49307 or by telephone/email at (231) 591-2152, [EqualOpportunity@Ferris.edu](mailto:EqualOpportunity@Ferris.edu).

Inquiries and complaints regarding the accessibility of this website may be addressed to the Director of Accessibility, 820 Campus Dr., Big Rapids, MI 49307 or by telephone/email at (231) 591-3057, [JulieAlexander@Ferris.edu](mailto:JulieAlexander@Ferris.edu).

Individuals with complaints of sex discrimination, including sexual harassment, may address those complaints to the Title IX Coordinator, 805 Campus Dr., Big Rapids, MI 49307 or by telephone/email at (231) 591-2088, [KaitlinZies@Ferris.edu](mailto:KaitlinZies@Ferris.edu) or to the Director of Equal Opportunity, as above.

Other inquiries or complaints of discrimination may be addressed to the Director of Equal Opportunity, as above.

### References

Ferris State University Board Policy Part 7. Equal Opportunity and Non-Discrimination Policy, Subpart 7-3 **Policy on Non-Discrimination.**

**Non-Discrimination Grievance Procedures**

*Updated July 01, 2021*