

# FACT BOOK

2019-2020



INSTITUTIONAL RESEARCH & TESTING  
FERRIS STATE UNIVERSITY

January 2020

Dear Colleague:

The *Ferris State University Fact Book* is an annual project conducted as a service to the university community by the Office of Institutional Research and Testing, in the Division of Student Affairs. This 29<sup>th</sup> edition is a document designed to answer the most frequently asked questions about Ferris State University.

New additions to the Fact Book this year include: Headcount and FTE (Full-Time Equivalency) Enrollment by Student Level, FT/PT, Location and Gender. Also included are: Enrollment by College, Location and Gender and Enrollment by College and Class Level. These new pages can be found in the Enrollment section.

To access the current Fact Book, as well as previous editions on the Ferris State University website, go to [www.ferris.edu](http://www.ferris.edu) and click on “Resources”, “Institutional Research & Testing.” Under the Institutional Research heading, select “Fact Book Downloads.” As an alternative, you can simply type the words “Fact Book” in the search box located on the Ferris homepage. There are also excel files from the Fact Book that can be accessed under the heading “Fact Book Excel Files”. This includes Enrollment by Program by College, Degrees Conferred by Program by College, Enrollment Summary, and Enrollment Summary by College.

We would like to thank the many offices that assist us with the development of the information for the Fact Book. Please do not hesitate to contact us if you have any questions or have ideas for future editions of the Fact Book.

Robin Carter  
Research & Testing Analyst

Mitzi Day  
Director of Institutional Research

Ferris State University  
Division of Student Affairs  
Office of Institutional Research and Testing  
CSS 313  
(231) 591-3628

Link to Fact Book Downloads: <https://ferris.edu/admissions/testing/factbook/homepage.htm>

Link to Fact Book Excel Files: <https://ferris.edu/admissions/testing/factbook/excelpage.htm>

# TABLE OF CONTENTS

## GENERAL INFORMATION

Mission Statement/Vision Statement/Core Values.....	1
History/Location/Campus Size/Academic Colleges/Academic Services/Admissions .....	2
Educational Programs/Financial Aid .....	3
Accreditation .....	4
Student Costs/Tuition .....	5
Kendall Student Costs/Tuition .....	7
Athletics/Center for Latin@ Studies/Diversity and Inclusion Office .....	8
Entertainment Unlimited/Center for Leadership, Activities and Career Services (CLACS).....	9
Corporate & Professional Development Center .....	10
Educational Counseling and Disabilities Services Office.....	11
Extended & International Operations .....	12
Library (FLITE) .....	13
Library (FLITE) Statistics .....	14
Gifts to the University.....	15
Housing & Residence Life .....	16
Information Technology Services .....	17
Intramural and Recreational Sports .....	18
Kendall College of Art and Design .....	19
Multicultural Student Services/Transfer and Secondary School Partnerships .....	22
Retention and Student Success/Student Affairs/Student Employment .....	23
Ferris Buildings and Points of Interest .....	24
Ferris State University Calendar .....	32
Telephone Numbers (frequently used) .....	33
Educational Grants and Scholarships/Institutional Loans .....	34

## ENROLLMENT

Total Headcount Enrollment .....	43
Enrollment by County (map) .....	44
Enrollment by State (map).....	45
Enrollment by County.....	46
Enrollment by State & Country.....	47
5-Year Enrollment by College .....	48
Percent of Students by College.....	49
FYES Enrollment per FTE Faculty .....	50
Enrollment Summary .....	51
Enrollment Summary by College (On/Off/Online/KEN & Gender) .....	52
Enrollment Summary by College (AS & BU).....	53
Enrollment Summary by College (ED & TE) .....	54
Enrollment Summary by College (HP & KE) .....	55
Enrollment Summary by College (OP & PH) .....	56
Enrollment Summary by College (CP & UN) .....	57
Comparative Enrollment Report by College (Gender by Degree Level) .....	58
Enrollment by College and Class Level .....	59
Degree and Non-Degree Seeking Student Enrollment .....	60
Headcount Enrollment by Student Level Full-Time and Part-Time (On/Off/Online/KEN & Gender) .....	61
FTE Enrollment by Student Level Full-Time and Part-Time (On/Off/Online/KEN & Gender) .....	62
Comparative Fall Enrollment and SCH Production by Site .....	63

## TABLE OF CONTENTS

Student Credit Hours by College .....	64
SCH/FTE/FYES .....	65
Total Headcount Enrollment Compared to FTE.....	66
Enrollment by Race/Ethnicity .....	67
Ethnic Distribution by College .....	68
Enrollment by Program (Arts & Sciences) .....	69
Enrollment by Program (Business) .....	71
Enrollment by Program (Education & Human Services).....	73
Enrollment by Program (Engineering Technology).....	75
Enrollment by Program (Health Professions) .....	78
Enrollment by Program (Kendall College of Art & Design) .....	80
Enrollment by Program (Michigan College of Optometry at FSU).....	82
Enrollment by Program (Pharmacy) .....	82
Enrollment by Program (College of Professional & Technological Studies) .....	82
Enrollment by Program (University College) .....	83
FTIAC Profile Fall Enrollment (Gender/Ethnicity/FT & PT/Campus/HS GPA, ACT, SAT) .....	84
FTIAC Profile Fall Enrollment by Michigan County .....	85
FTIAC Profile Fall Enrollment by Top 20 High Schools and Top 20 Majors .....	87
FTIAC Profile Fall Enrollment by States and Countries .....	88
Transfer Enrollment by (Gender/Ethnicity/FT & PT/Campus/HS GPA, ACT, SAT) .....	89
Transfer Enrollment by Michigan County .....	90
Transfer Enrollment by Top 20 Majors .....	92
Transfer Profile Fall Enrollment by States and Countries .....	93
FTIAC Fall-to-Fall Retention Rates .....	94
FTIAC 2 to 6 Year Graduation Rates .....	95
FTIAC Fall-to-Fall Retention & College Semester by Semester Retention .....	96
FTIAC Percent Earning 30 FSU Credits 1 <sup>st</sup> to 2 <sup>nd</sup> Yr./Average Number Credits Taken .....	97
Transfer In Students .....	98
Transfer Out Students .....	99
Enrollment Summary of Students by Age.....	100
NCAA Graduation Rates.....	101

### **DEGREES**

Degrees Conferred by Program (Arts & Sciences) .....	103
Degrees Conferred by Program (Business).....	105
Degrees Conferred by Program (Education & Human Services) .....	107
Degrees Conferred by Program (Engineering Technology) .....	108
Degrees Conferred by Program (Health Professions).....	110
Degrees Conferred by Program (Kendall College of Art & Design) .....	111
Degrees Conferred by Program (Michigan College of Optometry at FSU) .....	112
Degrees Conferred by Program (Pharmacy) .....	112
Degrees Conferred by Program (College of Professional & Technological Studies).....	112
Degrees Conferred by Program (University College) .....	112
Degrees Conferred at Ferris State University .....	113
Approved Programs.....	114

# TABLE OF CONTENTS

## **FACULTY/STAFF**

University Staff by Job Category & Gender (Full-Time) .....	121
University Staff by Job Category & Gender (Part-Time) .....	122
University Staff by Job Category & Gender (Total) .....	123
Faculty and Staff by Race/Ethnicity and Gender .....	124
Student Employee by Race/Ethnicity and Gender .....	125
Distinguished Teacher Awards .....	126

## **ORGANIZATIONAL CHARTS (Effective as of December)**

Board of Trustees .....	127
Executive Division .....	128
President's Council .....	129
Academic Affairs Division .....	130
Office of Academic Affairs .....	131
Academic Affairs Division/College of Arts & Sciences .....	132
Academic Affairs Division/College of Business .....	133
Academic Affairs Division/College of Education & Human Services .....	134
Academic Affairs Division/College of Engineering Technology .....	135
Academic Affairs Division/College of Health Professions .....	136
Academic Affairs Division/College of Pharmacy .....	137
Kendall College of Art & Design .....	138
Academic Affairs Division/Michigan College of Optometry at FSU .....	139
Academic Affairs Division/Retention and Student Success .....	140
Academic Affairs Division/Extended & International Operations .....	141
Academic Affairs Division/Library .....	142
Administration and Finance Division .....	143
Governmental Relations & General Counsel .....	144
Student Affairs Division .....	145
Student Affairs Division/Enrollment Services .....	146
Student Affairs Division/Student Life .....	147
University Advancement and Marketing Division .....	148

## **ALUMNI**

Alumni by State .....	149
Alumni by Country .....	150
Alumni by College .....	151
Placement Rates .....	152
Recipients of Alumni Awards .....	153

## **FINANCIAL AID**

Financial Aid Applicants & Aid Awarded .....	155
Financial Aid Disbursements/Student Loan Debt/Three-Year Official Cohort Default Rate .....	156

# TABLE OF CONTENTS

## BUDGET

General Fund Operating Budget.....	157
Revenue Summary.....	158
Expenditure Summary .....	159

## FACILITIES

Statement of Facilities at the Big Rapids Campus (General Fund) .....	161
Statement of Facilities at the Big Rapids Campus (Non-General Fund) .....	162
Ferris State University Campus Map .....	163
Directions to Ferris State University Big Rapids Campus.....	164

## MICHIGAN PUBLIC UNIVERSITY COMPARISONS

Enrollment Michigan Public Universities.....	165
Summary of Tuition & Fees/Room & Board .....	166
Annual Room and Board Costs .....	167
Annual Tuition and Required Fees.....	168
Financial Aid as a Percent of Total General Fund Spending .....	169
Full-Year Equated Students .....	170
Instruction as a Percent of Total General Fund Spending .....	171
Instructional Cost (Spending) per Student .....	172
Plant Spending as a Percent of Total General Fund Spending.....	173
State Appropriations per FYES.....	174
Student-to-Faculty Ratio.....	175
Ferris State University Non-Discrimination Statement	

# GENERAL INFORMATION

## **MISSION STATEMENT**

Ferris State University prepares students for successful careers, responsible citizenship, and lifelong learning. Through its many partnerships and its career-oriented, broad-based education, Ferris serves our rapidly changing global economy and society.

## **VISION STATEMENT**

Building on the vision of our founders, Ferris State University will be an agile and transformational university. By integrating theory and practice, we will foster opportunity, discovery and professional preparation for a dynamic global society.

## **CORE VALUES**

- **Collaboration:** Ferris builds partnerships within the university and the global community that promote shared goals and success.
- **Diversity:** Ferris commits to be an inclusive university community that respects the dignity of the individual and promotes the acceptance of others.
- **Ethical Community:** Ferris implements policies, procedures, and actions to promote transparency, advance our mission and foster integrity, civility, and respect within and beyond the university.
- **Excellence:** Ferris dedicates itself to innovation and quality execution that sustains and promotes relevance in a changing world through best practices and benchmarking.
- **Learning:** Ferris promotes hands-on, transformative learning; balancing theory and practice; encouraging teamwork and innovation; and emphasizing critical thinking—all are fundamental elements of career success.
- **Opportunity:** Ferris honors the legacy of our founders by encouraging and supporting all who wish to acquire the knowledge, leadership, and communication skills that are the foundations of personal success.



## GENERAL INFORMATION

### **HISTORY**

Established in 1884 by Woodbridge N. and Helen Gillespie Ferris, the University today continues its founders' vision of providing a career-oriented education that meets the challenges of a changing economy. Woodbridge, a distinguished Michigan educator and politician who served two terms as the state's governor and was an elected United States Senator, and Helen, co-founder and teacher, built their school on the concept of not only providing students with marketable skills, but giving students opportunities regardless of race, age, or status. Ferris was a private institute until 1950, when it joined the state higher education system. The college obtained university status in 1987.

### **LOCATION**

Ferris State University's main campus is in Big Rapids, a west central Michigan town of approximately 10,600 in the vacation-recreation region. In addition to being home of Ferris State University, Big Rapids is the county seat of Mecosta County. The 930 acre campus is readily accessible by the US-131 expressway and state highway M-20. Big Rapids is 55 miles north of Grand Rapids and within 200 miles of Chicago and Detroit.

### **CAMPUS SIZE**

Main Big Rapids campus - 789.06 acres  
West M-20 property - 80.0 acres  
Axtmann Property - 61.18 acres  
Total Main campus property - 930.24 acres

### **ACADEMIC COLLEGES**

College of Arts and Sciences  
College of Business  
College of Education and Human Services  
College of Engineering Technology  
College of Health Professions  
College of Pharmacy  
Kendall College of Art and Design  
Michigan College of Optometry at FSU

### **ACADEMIC SERVICES**

Extended and International Operations  
Retention and Student Success

### **ADMISSIONS**

Current admission criteria for new students require all incoming freshmen students to submit ACT or SAT test scores along with official high school transcripts or official GED scores prior to an admission decision. Transfer students are required to submit official transcripts from all colleges attended as well as official high school transcripts and test scores to achieve a complete academic profile. Students fulfilling both university and program entrance requirements will be granted admission to the University.

## **EDUCATIONAL PROGRAMS**

Ferris offers more than 190 educational programs through the Colleges of Arts and Sciences, Business, Education and Human Services, Engineering Technology, Health Professions, Kendall College of Art and Design, Michigan College of Optometry, Pharmacy, and the offices of Extended and International Operations as well as Retention and Student Success. These programs lead to doctorate, master, bachelor, and associate degrees, as well as certificates. Master's degrees are offered specifically in Business Administration, Career and Technical Education, Criminal Justice, Curriculum and Instruction, Educational Leadership, Fine Arts, Information Security and Intelligence, Nursing, and Social Work. Doctoral degrees offered at Ferris are in Community College Leadership, Nursing Practice, Optometry and Pharmacy.

Each college offers a cluster of related programs that are targeted to prepare students for specific careers, responsible citizenship, and lifelong learning.

## **FINANCIAL AID**

More than 83% of the students presently enrolled in a degree-granting program at Ferris State University receive some type of financial aid through federal, state, institutional, private, and other sources including scholarships, grants, loans, and student employment. Ferris State University awards more than \$153 million in student aid annually.

Financial aid is primarily based on financial need and is intended to assist students whose families lack the total resources needed to pay for college. Information on financial aid programs available at Ferris may be obtained by contacting the Office of Scholarships and Financial Aid at (231) 591-2110 or via the internet at <http://www.ferris.edu/> and clicking on the Admissions & Aid link. See Financial Aid details on pages 155-156.

## GENERAL INFORMATION

## FERRIS STATE UNIVERSITY ACCREDITATION

**FSU and Kendall College of Art and Design are accredited by The Higher Learning Commission**

**Kendall College of Art and Design is an accredited institutional member of The National Association of Schools of Art and Design**

### Accrediting Agencies

Accreditation Commission for Education in Nursing, Inc. (ACEN)  
Accreditation Computing Accreditation Commission of the Accreditation Board for Engineering (CAC-ABET)  
Accreditation Council for Collegiate Graphic Communications, Inc. (ACCGC)  
Accreditation Council for Pharmacy Education (ACPE)  
Accreditation Council on Optometric Education (ACOE)  
Accreditation Council on Optometric Education (ACOE)  
Accreditation Council on Optometric Education (ACOE)  
Accreditation Council on Optometric Education (ACOE)  
Accreditation Council on Optometric Education (ACOE)  
Accreditation Council on Optometric Education (ACOE)  
Accreditation Council on Optometric Education (ACOE)  
Accreditation Council on Optometric Education (ACOE)  
American Council for Construction Education (ACCE)  
American Pharmacists Association (APhA)/American Society of Health Systems Pharmacists (ASHP)  
ASE Education Foundation  
ASE Education Foundation  
Commission on Accreditation for Health Informatics and Information Management Education (CAHIIM)  
Commission on Accreditation for Health Informatics and Information Management Education (CAHIIM)  
Commission on Dental Accreditation (CODA)  
Commission on Accreditation of Allied Health Education Program (CAAHEP)  
Commission on Accreditation for Respiratory Care (CoARC)  
Council for the Accreditation of Educator Preparation (CAEP)  
Council for Interior Design Accreditation (CIDA)  
Council on Social Work Education (CSWE)  
Engineering Technology Accreditation Commission of ABET (ETAC-ABET)  
Engineering Technology Accreditation Commission of ABET (ETAC-ABET)  
Engineering Technology Accreditation Commission of ABET (ETAC-ABET)  
Engineering Technology Accreditation Commission of ABET (ETAC-ABET)  
Engineering Accreditation Commission of ABET (EAC-ABET)  
Engineering Technology Accreditation Commission of ABET (ETAC-ABET)  
International Facility Management Association (IFMA)  
Joint Review Committee on Education in Radiologic Technology (JRCERT)  
Joint Review Committee on Educational Programs in Nuclear Medicine Technology (JRCNMT)  
MI Commission of Law Enforcement Standards (MCOLES)  
National Accrediting Agency for Clinical Lab. Sciences (NAACLS)  
National Accrediting Agency for Clinical Lab. Sciences (NAACLS)  
National Accrediting Agency for Clinical Lab. Sciences (NAACLS)  
National Architectural Accrediting Board  
National Cancer Registrars Association (NCRA)  
Pharmacy Group Practice Associates (PGPA)  
Professional Golfers' Association of America (PGA)  
Public Relations Society of America (PRSA)  
United States Professional Tennis Association, Inc. (USPTA)

Source: Academic Affairs

### Academic Program

Nursing - BSN and MSN Program  
Information Security and Intelligence BS  
Graphic Communications and Graphic Media Management  
Pharmacy  
Residency in Ocular Disease at Special Eye Institute  
Residency in Ocular Disease, Battle Creek VA Med. Ctr.  
Residency in Primary Eye Care & Ocular Disease, VA Northern Indiana Health Care Systems, Ft. Wayne  
Residency in Ocular Disease, Wyoming Health Care Center VA  
Residency in Primary Care, Henry Ford OptimEyes, West Bloomfield  
Residency in Ocular Disease and Primary Care, John D. Dingell VA Medical Center, Detroit  
Residency in Cornea and Contact Lenses, Michigan College of Optometry at Ferris State University  
Residency in Pediatric and Binocular Vision, Michigan College of Optometry at Ferris State University  
Residency in Community Health & Primary Care, Cherry Health, Heart of the City Health Center  
Construction Management, BS  
Meijer, SpartanNash, Ferris State University and Community Pharmacy Practice Residency  
Animal Care Facility  
Heavy Equipment Service Engineering Technology, BS  
Nutrition & Food Service Management, AAS  
Health Information Management  
Health Information Technology  
Dental Hygiene  
Diagnostic Medical Sonography  
Respiratory Care  
School of Education  
Interior Design, Kendall College of Art and Design  
Social Work Program  
Automotive Engineering Technology  
Electrical/Electronic Engineering Technology, BS  
Industrial Electronics Technology, AAS  
Mechanical Engineering Technology (AAS and BS programs)  
Surveying Engineering, BS  
Welding Engineering Technology, BS  
Facility Management  
Radiography  
Nuclear Medicine  
Criminal Justice-Law Enforcement Track  
Medical Laboratory Technology  
Medical Laboratory Science  
Molecular Diagnostics  
Master of Architecture, Kendall College of Art and Design  
Cancer Information Management Certificate  
Ferris State University College of Pharmacy Community Pharmacy Practice Residency Program  
PGA Golf Management  
Public Relations Program  
Professional Tennis Management

**STUDENT COSTS**

The average annual cost for a Michigan resident to attend Ferris (based upon 2019-20 rates) including tuition for 15 credits, room and board, fees, and estimated academic and personal expenses is \$25,343 for Freshmen/Sophomores and \$25,973 for Juniors/Seniors.

<b>2019-20 Costs</b>	<b>Semester</b>	<b>Year</b>
Undergraduate US, US Territories & Canada		
Freshmen/Sophomore Tuition (15 credits)	\$6,465	\$12,930
Junior/Senior Tuition (15 credits)	\$6,780	\$13,560
Room & Board (Platinum)	\$5,352	\$10,704
<b>Sub-Total Freshmen/Sophomore</b>	<b>\$11,817</b>	<b>\$23,634</b>
<b>Sub-Total Junior/Senior</b>	<b>\$12,132</b>	<b>\$24,264</b>
Books & Supplies (estimate)	\$430	\$859
Personal Expenses (estimate)	\$341	\$682
Refundable Fees *	\$84	\$168
<b>Total Expenses (estimate) Freshmen/Sophomore</b>	<b>\$12,672</b>	<b>\$25,343</b>
<b>Total Expenses (estimate) Junior/Senior</b>	<b>\$12,987</b>	<b>\$25,973</b>

**Tuition Summary****Full-Time Student** (15 credits)

## Undergraduate (International)

Freshmen/Sophomore	\$10,440	\$20,880
Junior/Senior	\$10,905	\$21,810

**Undergraduate Student**

US, US Territories &amp; Canada \*\*

International

**Freshmen/Sophomore**

\$431/credit

\$696/credit

**Junior/Senior**

\$452/credit

\$727/credit

**Graduate Student**

US, US Territories &amp; Canada

International

\$634/credit

\$951/credit

**Doctoral Student**

\$717/credit

**Professional Student**

US, US Territories &amp; Canada

New Student \*\*\*

Continued Student

Non-Resident

New Student \*\*\*

Continued Student

**Pharmacy**

\$834/credit

\$812/credit

\$834/credit

\$1,220/credit

**Optometry**

\$808/credit

\$775/credit

\$808/credit

\$1,163/credit

Note: Books and Supplies were \$429.50 and were rounded in the above numbers.

## GENERAL INFORMATION

### **STUDENT COSTS continued**

#### **Suites and Apartments**

East Campus Suites w/Central Air (2 bedroom/person)	\$4,209/semester	\$8,418/Academic year
East Campus Suites w/Central Air (4 bedroom/person)	\$3,134/semester	\$6,268/Academic year
West Campus Apts. Single Per Room w/o Central Air (single student)	\$2,991/semester	\$5,982/Academic year
West Campus Apts. Single Per Room w/Central Air (single student)	\$3,134/semester	\$6,268/Academic year
West Campus Apts. Single Per Room w/Central Air 4-bedroom unit (single student)	\$3,447/semester	\$6,894/Academic year
West Campus Apts. Family 2 Bedroom	\$4,762/semester	\$9,524/Academic year
West Campus Apts. Family 3 Bedroom	\$5,204/semester	\$10,408/Academic year

\*If requested during the first five days of the semester, the Racquet Facility fee, Student Activity fee, Student Government fee, and the Health Center fee will be deleted from the student's account. Cash refunds will only be granted for the Student Activity and the Student Government fee if the student's account is paid in full, and only during the first week of classes.

\*\*As of Fall 2018, U.S. residents and Canadians have the same undergraduate tuition rate.

\*\*\*Beginning 2017-18 Phasing out Non-Resident rate for Pharmacy and Optometry (4-5-year process).

**KENDALL COLLEGE OF ART AND DESIGN OF FERRIS STATE UNIVERSITY**

**2019/2020 Tuition & Fees**

**Tuition per Credit Hour**

Resident Undergraduate Gen Ed - US, US Territories, & Canada Freshmen/Sophomore	\$431
Resident Undergraduate Gen Ed - US, US Territories, & Canada Junior/Senior	\$452
Resident Undergraduate Studio - US, US Territories, & Canada	\$987
International General Education Freshmen/Sophomore	\$696
International General Education Junior/Senior	\$727
International Studio	\$1,574
Graduate - MFA/MAE/M.Arch/MADE/MAVCS	\$1,079
Graduate - MBA	\$663
Dual Enrollment Studio (\$870 per 3 credit class)	\$290
Dual Enrollment Gen Ed (\$822 per 3 credit class)	\$274

**Tuition Summary 2019-20 (15 credits/semester)**

	<b>Semester</b>	<b>Year</b>
Resident UG General Ed		
Freshmen/Sophomore	\$6,465	\$12,930
Junior/Senior	\$6,780	\$13,560
Resident UG Studio - US, US Territories, & Canada	\$14,805	\$29,610
International General Education		
Freshmen/Sophomore	\$10,440	\$20,880
Junior/Senior	\$10,905	\$21,810
International UG Studio	\$23,610	\$47,220
MFA/MAE Graduate/M.Arch/MADE/MAVCS	\$16,185	\$32,370
Resident MBA Graduate, Design & Innovation Mgmt.	\$9,540	\$19,080

**Related Fees**

Deferred Payment Plan	\$30	Parking Card Deposit	\$20
Digital Resource Class Fee	\$108	Print Management Fee	\$108
Enrollment Deposit/Matriculation Fee	\$150	3D Studio Course Fee	\$74
Fashion Studies Studio Fee	\$175	Student Life Fee	\$20
Locker Rental	\$45	Studio Card	\$10
Metals/Jewelry Course Fee	\$76	Studio Deposit	\$103
Model/Life Drawing Fee	\$67	Studio Space Rental grad (per semester)	\$0
Orientation Fee	\$55	Studio Space Rental undergrad (per semester)	\$355
Photography Course Fee	\$43	Technology Fee	\$175
Printmaking Course Fee	\$130	Transcript Fee	\$5

*Late Payment Penalty – 2% Of Unpaid Balance*

### **ATHLETICS**

The Ferris State University Bulldogs are members of the National Collegiate Athletic Association (NCAA). Varsity teams compete in the Western Collegiate Hockey Association (NCAA Division I) in ice hockey and the Great Lakes Intercollegiate Athletic Conference (NCAA Division II) in all other sports. Ferris student athletes participate in 17 varsity sports. Individual men and women teams are: golf, tennis, basketball, indoor and outdoor track, and cross country. Women may additionally participate in varsity: softball, soccer and volleyball. Men may participate in varsity: hockey and football.

### **CENTER FOR LATIN@ STUDIES (CLS)**

The Center for Latin@ Studies helps students get to and through college by building on and celebrating their cultural identity. CLS is the home of the Promesa Pathways, which are composed of Promesa Avancemos, a middle school college and STEM career exploration program; Promesa Summer Success, an early summer college bridge program for rising high school juniors and seniors; Promesa Scholars, an academic leadership program focused on Latin@ student success using a culturally responsive pedagogy; and Amigos de Promesa Scholars, an internship readiness program partnered with CLACS and the West Michigan Hispanic Chamber of Commerce.

### **DIVERSITY AND INCLUSION OFFICE**

The Diversity and Inclusion Office works with the entire Ferris State University community to support the core values, mission and vision of the University, and to ensure that diversity, in its many forms, is understood, respected and valued. The Diversity and Inclusion Office at Ferris State University guides efforts to conceptualize, assess, and cultivate diversity as an institutional and educational resource.

More specifically, the Diversity and Inclusion Office will:

- Be a strong advocate for diversity and inclusion;
- Introduce diversity into the systems, structures, and culture of the University;
- Provide expertise and leadership on diversity and inclusion related matters, for example, faculty recruitment and retention issues, and the educational impact of diversity;
- Lead University-wide diversity planning and implementation efforts, resulting in a collaborative vision of diversity and inclusion;
- Help develop policies to make the campus more welcoming and inclusive;
- Identify strategies to enhance the compositional diversity profile of students, faculty, and staff;
- Provide resources and direction for infusing diversity into the curriculum; and,
- Offer annual assessment of the University's progress toward implementing the Diversity and Inclusion Plan.

**ENTERTAINMENT UNLIMITED (EU)**

Entertainment Unlimited, the campus programming board, is made up of motivated students that have a general interest in entertainment and enjoy planning and implementing campus events. Events include guest speakers, comedy shows, films, novelties, and live music performances including the annual Music Takes Action benefit concert. EU is open to all students with some general membership requirements.

**CENTER FOR LEADERSHIP, ACTIVITIES AND CAREER SERVICES (CLACS)**

This department assists students in finding their fit at Ferris State while preparing for their future career by engaging them in activities and leadership development outside of the classroom. CLACS provides opportunities for students to put their skills to use while planning events, leading registered student organizations, volunteering their time to help the community, and attending a variety of conferences and workshops. The Center for Leadership, Activities and Career Services offers six distinct resource areas:

**Activities** - Provides a place to go when looking for things to do on campus. Multiple activities take place every day and the CLACS staff will help you find something you enjoy doing. Event planning assistance is available to all students to ensure a successful event. Homecoming, Bulldog Beginnings, Fridays at Ferris, Five Star speakers and more are coordinated through CLACS.

**Student Organizations** - Helps to keep students involved and connected to the University. There are more than 220 registered student organizations (RSOs), including club sports, Greek-letter organizations, spiritual groups, honor societies, student government, professional associations and more. Students can find a suitable or fitting organization themselves or they can learn how to start a new organization. Students can find out more about RSOs on Bulldog Connect, the student organization management platform.

**Greek Life** - Embracing the long-held history and values of fraternities and sororities, this office works to empower Greek-letter organization members to continue the legacy to advance their missions. The office offers recruitment information, support with activities, and plans Greek Week and Hazing Prevention Week. At the core, fraternal membership offers an opportunity for leadership, scholarship, service, and building community.

**Leadership** - Helps students gain and use leadership skills through campus and community involvement. All students have access to a variety of leadership workshops, a leadership conference, LeaderShape Institute, and many RSO's to practice leadership. Students have access to Bulldog Connect, an internet-based software package that allows students to manage their achievements and student organization business. Bulldog Connect also allows students to create and produce a record transcript that displays proof of their leadership and activities outside of the classroom. The end of the year Torchbearer Awards Ceremony offers emerging and seasoned leaders' recognition for their efforts.

**Volunteering and Community Engagement** - Volunteer opportunities are shared with students who are seeking agencies to assist. Further community engagement experiences are offered to become civically engaged, raise money, or collect donations to meet community needs.



## GENERAL INFORMATION

**Career Services** - Assists students with career planning, career research, skills attainment, job search, document preparation, interviewing, internships and job postings for success in the workplace. Students/alumni have access to Handshake, which is a state-of-the-art internet-based software package that allows students to write résumés, post their résumé for employers to find, search and apply for employment/internship opportunities, and sign up for on-campus interviews and events. Career Fairs and on-campus interviewing opportunities bring over 350 employers on campus each semester.

**CORPORATE AND PROFESSIONAL DEVELOPMENT CENTER**, Division of Extended and International Operations

### **Corporate and Professional Development - (CPD)**

Corporate and Professional Development is the outreach of the Extended and International Operations that connects business and industry to the knowledge and resources of Ferris State University. CPD offers a wide range of services including customized training, applied research, test development, leadership development, and consulting. Since 1984, CPD has realized the vision of Woodbridge Ferris to serve society through the practical application of knowledge.

For further information about Corporate and Professional Development, or how we can make your business stronger and more competitive, visit <http://ferris.edu/cpd>, e-mail [cpd@ferris.edu](mailto:cpd@ferris.edu), or call 231-591-5811.

### **Center for Certification, Training & Testing - (CCTT)**

The Center for Certification Training and Testing was founded in the early 1990s to administer the EPA-mandated Section 608 certification and testing program to Heating, Ventilation, Air Conditioning and Refrigeration (HVACR) technicians throughout the country. A technician's certification card with the Ferris State University logo, which they display each time they purchase refrigerant, is recognized and valued throughout the industry. The CCTT, through its state-of-the-art database, has the ability to administer testing programs for a wide variety of businesses. The CCTT offers:

- EPA Section 608 & 609 Certification Program
- R410-A Certification Program
- HVAC Excellence Employment Ready Certification Program
- Green Awareness Certification Program (covers HVAC, Plumbing & Electrical)
- Geothermal Energy for the Home Certification Program
- Electrical Generating Systems Association (EGSA) Certification Program
- Hydrocarbon Refrigerants Certification Program

For further information about CCTT, please email [cfc@ferris.edu](mailto:cfc@ferris.edu) or call toll free (866) 880-7674.

## **EDUCATIONAL COUNSELING AND DISABILITIES SERVICES OFFICE (ECDS)**

ECDS provides collaborative services empowering students to become independent, active learners who thrive and achieve their academic goals.

The office is staffed with licensed, professional counselors and social workers. Check <http://www.ferris.edu/ecds/> for the wide range of services offered.

### **Educational Counseling**

ECDS's Educational Counseling can assist with academic matters including stress and time management, test anxiety, study habits and more.

### **Career Counseling**

Career Counseling can assist students to:

- Clarify academic and career interests
- Identify connections between a student's major and career options
- Identify resources to research employers
- Identify skills and strengths
- Determine a course of action to meet career objectives

### **Disabilities Services**

Disabilities Services serves and advocates for students with disabilities while promoting equal access to educational opportunities and programs.

## **EXTENDED AND INTERNATIONAL OPERATIONS (EIO)**

Through the activities of Extended and International Operations, the impact and reach of Ferris extends beyond the main campus, an entrepreneurial view of business and curriculum development is cultivated, and support and direction are given to promote a global view for the entire Ferris community.

### **Ferris Statewide**

For those students that are rooted in their home communities too far from the main campus to commute, Ferris operates off-campus locations throughout the state, often partnering with local community colleges. Currently totaling 23 sites, these locations deliver Ferris degree programs to students who would otherwise not have access to higher education.

### **Ferris Online**

Ferris Online delivers online degrees, certificates, and courses that help students balance their personal and professional lives with their desire to learn.

### **Community College Leadership Doctoral Program**

The Ferris State University Doctorate in Community College Leadership (DCCL) empowers graduates to advance community colleges toward excellence and community responsiveness through exemplary leadership.

### **Conference and Professional Services (CPS)**

The CPS team provides conference design and development consultation services that include planning, strategy, and implementation. To help ensure programs succeed, they assist with marketing and promotion, financial management, contracts, registration, site selection, facilities arrangements, on-site services, and evaluations.

More information about EIO can be found online at: <http://www.ferris.edu/extendedinternational>.

**FERRIS LIBRARY FOR INFORMATION, TECHNOLOGY, AND EDUCATION (FLITE)**

FLITE opened on March 12, 2001, as a premier research facility integrating modern technology with traditional information resources. Designed for flexibility and versatility, FLITE continues to adapt to the advancing digital age. The library provides public computers, including a Mac Design Center of eight computers loaded with design software; wireless connectivity; seating for over 1,000 visitors; and individual and group study rooms. FLITE maintains an extended-hours study area during midterm and final exam periods and a family study room for visitors accompanied with children. Students using FLITE have access to laptop computers and scanners. An assistive-technologies laboratory facilitates the learning and research of students requiring special accommodations. New seating and study places that promote both collaborative and individual learning have revitalized FLITE's second floor and made it a popular study location on campus.

FLITE serves as a gateway to a variety of information resources available both on-site and off-campus in print and digital formats. FLITE houses a collection of more than 250,000 print volumes and provides access to 180+ online databases, reference resources, more than 160,000 electronic journals/newspapers/magazines, 18,000+ streaming videos, and over 200,000 eBooks. FLITE's SmartSearch service allows users to search for information from most of these collections through a single Google-like search box. FLITE is a Federal Depository Library for U.S. government documents and a Patent and Trademark Depository Library. The Library's online catalogs and digital resources are available through the FLITE website at <http://www.ferris.edu/library/>. Interlibrary loan and document delivery services are offered to all faculty, staff, and students, including distance-education students, allowing users access to innumerable additional resources. Faculty, staff, and students can receive help using any library resource by phone, email, real-time chat, or SMS text. Individual research assistance is available upon request from subject-specialist librarians.

FLITE takes full advantage of advanced technologies to expand opportunities for teaching and learning. The library contains four instructional studios equipped with 20-30 computer stations, an instructor's workstation, sound and projection equipment, TV/VCR, and DVD player. All instructional studios are "smart classrooms" and include a docucam. Additional equipment such as laptop computers and wireless microphones are available upon request. The instructional studios allow librarians and other faculty to teach the information-seeking and critical-thinking skills necessary to evaluate information resources. The information literacy program starts with the basics in the form of an adventurous active-learning activity in the Ferris State University Seminar (FSUS) courses. The online tutorial PILOT (developed at FLITE) provides instruction in library use and research to classes upon request of instructors. Additionally, FLITE has seven seminar rooms of various sizes to accommodate library instruction classes, meetings, and professional development activities and a Music & Media Room is available for creation of audio/visual media and to use FLITE's vinyl record collection.

**FERRIS LIBRARY FOR INFORMATION, TECHNOLOGY, AND EDUCATION (FLITE continued)**

FLITE is also home to the Faculty Center for Teaching and Learning, the Jim Crow Museum of Racist Memorabilia, the Office of Multicultural Student Services, the Office of Research and Sponsored Programs, and the Academic Literacies Center comprised of the University Writing Center and the Academic Support Center.

**2018-2019 Statistics**

**Services - July 2018 to June 2019**

Hours open	92.5/week
Gate count	277,994
Circulation of library materials (including print reserves)	139,771
Full text journal downloads	403,241
Library instruction sessions [includes 100% (87 sections) of Fall 2018 FSUS classes]	418
Oval Information Desk questions	3,464
Checkout Desk questions	1,613
Items borrowed from other libraries	3,918
Items loaned to other libraries	11,386

**Access/Holdings - July 2019**

Total print volumes (books and bound journals)	184,862
Periodical titles available in all formats (print, electronic, microform)	235,597
Catalogued online resources (primarily e-books)	280,980
Catalogued streaming videos	14,287
Public computers	172
Computers in instruction studios	115
Study rooms available for reservation	52
Laptop computers available for checkout (includes 5 MacBook's)	40

Source: FLITE

## GIFTS TO THE UNIVERSITY

Private giving to the University in fiscal year 2019 totaled \$18,633,365, which includes cash contributions of \$10,127,165.00; in-kind gifts of \$3,980,473.00; new pledges of \$2,274,622.00 and new expectancies of \$2,251,105.00.

### Contributions may be made in many ways:

- Gifts from alumni, parents, employees, and friends
- Gifts from businesses and industry, including cash, equipment, and materials
- Gifts and grants from foundations
- Matching gifts (companies or corporate foundations match their employees' gifts to Ferris from one-to-one to a four-to-one ratio)
- Gifts in memory or honor of individuals
- Gifts through naming Ferris State University as a beneficiary in estate plans

### Societies of Distinction recognize extraordinary generosity:

- **Woodbridge N. Ferris Society:** \$1,000,000 cash, in-kind gifts, and planned gifts
- **Helen Gillespie Ferris Society:** \$750,000 cash, in-kind gifts, and planned gifts
- **Legacy Society:** \$500,000 cash, in-kind gifts, and planned gifts
- **Carillon Society:** \$250,000 cash, in-kind gifts, and planned gifts
- **Phoenix Society:** \$100,000 cash, in-kind gifts, and planned gifts
- **Old Main Society:** \$50,000 cash, in-kind gifts, and planned gifts
- **Founder's Society:** \$25,000 cash, in-kind gifts, and planned gifts
- **President's Society:** \$10,000 cash, in-kind gifts, and planned gifts
- **Abigail Smith Timme Society:** All planned gifts
- **Annual Leadership Society:** \$1,000 in cash or in-kind gifts made each year
- **Annual Crimson & Gold Society:** \$500 in cash or in-kind gifts made each year/\$100 in cash or in-kind gifts made each year for our most recent graduates of 5 years or less

### Athletic booster clubs help student-athletes:

- **Bulldog Athletic Association:** The fundraising arm of Ferris State Athletics, gifts support our student-athletes in 17 intercollegiate programs
- **Blueline Club:** Gifts are designated to support the varsity hockey program. Hobey Baker \$1,000+, All American \$500-\$999, Captain \$100-\$499, Basic \$50-\$99
- **Gridiron Club:** Gifts are designated to support the football program. National Championship \$5,000, All American \$2,500, Locker Room \$1,100, Coaches \$500, All GLIAC \$250, Bulldog \$125, Letterman \$50
- **Rebounders Club:** Gifts are designated to support the men's basketball program. Elite Committee \$2,000+, All-American \$500-\$1,999, All-Conference \$250-\$499, Captain \$150-\$249, Basic \$100-\$149, Kid's Club \$25, Reserved Seating \$25
- **Sixth Dawg Club:** Gifts are designated to support the women's basketball program. Hall of Fame \$1000+, MVP \$500-\$999, Captain \$250-\$499, Starter \$125-\$249, Bulldog \$75-\$124
- **Duffer's Club men's and women's golf:** Gold Partner \$500+, Silver Partner \$250-\$499, Bronze Partner \$100-\$249

For further information, go to <http://www.ferrisstatebulldogs.com> or email [baa@ferris.edu](mailto:baa@ferris.edu).

### **HOUSING & RESIDENCE LIFE**

Living on campus has proven to foster student engagement and improve overall student success. Ferris State University on-campus housing provides an environment that is clean, comfortable, safe and conducive to supporting the academic mission of the University. More specifically, living in the residence halls enhances and completes the learning that occurs at the University.

Student growth is enhanced through exposure to other points of view, experiencing diverse populations, and learning to live interdependently in a community of peers. Living with others can help residents develop coping skills and experiment with responsible decision-making in a safe environment.

A variety of housing and dining options give students the opportunity to create the environment in which they feel most comfortable. Amenities include wired and wireless internet connections in each residence hall, a choice of double or single rooms, the sophomore leadership program and many other themed housing options. Cable television, available in every room, includes HD channels. Washers and dryers are located on virtually every floor. Mail is delivered to each residence hall and each hall is equipped to provide a home-like feel with items such as board games, large screen televisions, overstuffed furniture and hall-sponsored activities.

Living in the residence halls is an educational endeavor. Our staff provides social and educational programming aimed at building cohesive communities on each floor. While our hall staff is in place to assist in maintaining community standards, residents are reminded that maintaining community standards is a shared responsibility.

The apartment community at the University consists of the West Campus Apartments. The West Campus complex has 150 two-bedroom, 50 three-bedroom and 15 four-bedroom unfurnished townhouses that include a laundry facility in each apartment. They are designed to provide a neighborhood-like atmosphere for families and single students alike. Families with children living in campus apartments are encouraged to use the playground, basketball courts and various walking paths.

The East Campus Suites are neither residence halls nor apartments; rather this style of on-campus housing combines the best of both worlds. Each of the three 3-story buildings is home to 100 students. Exterior doors are locked 24/7 utilizing the same card swipe access and blue light/call box phone security system as our residence halls. Each building houses 24 four-bedroom suites and 2 two-bedroom suites. Every student has his or her own furnished bedroom and shares a full bathroom with one other student. A furnished living room and full kitchen complement the feeling of home each suite provides. With amenities such as air conditioning, garbage disposal, wireless connectivity, campus cable television, and more, the suites are sure to be a campus favorite for generations to come.

Accessible residence halls, townhouses and suites are available for students with special needs.

Learn more of what the Office of Housing & Residence Life has to offer online at <http://www.ferris.edu/housing>.

**INFORMATION TECHNOLOGY (IT SERVICES)**

The Information Technology Services (ITS) department works collaboratively with members of the University to provide technology services that directly support the University's mission to prepare students for successful careers, responsible citizenship, and lifelong learning. Our services include audio/visual, project management, cyber security, consulting, automation, mobile application, physical network infrastructure, wireless, phone support, desktop management, enterprise application support, design, deployment, and integration.

The IT Solution Center (formerly known as TAC) is the first point of contact for computer assistance to students, faculty, staff, and external customers associated with the University. Customers can contact the IT Solution Center via phone, chat, or the self-service portal. The IT Solution Center also maintains University specific knowledge articles on University standard hardware, software, and systems on the IT website ([www.ferris.edu/it](http://www.ferris.edu/it)).

To support the University's mission, ITSC manages the software and hardware on approximately 5,000 University-owned computer stations located in classrooms, computer labs, meeting areas, and faculty/staff offices. Many of the classrooms have specialized equipment to aid instruction such as projectors, large displays, and multimedia playback and recording systems. Cable TV support is also provided by ITSC.

The IT Solution Center provides repair services for personally owned computers at a nominal charge for students and employees. A walk-up area is located on the first level in the University Center. As part of the University's license agreement with Microsoft, students and employees can download up to five free copies of Microsoft Office on personal devices for use if they are an active member of the University. The IT Solution Center also operates the iConnect program where students can have their networked devices set up to connect to the network for no charge at the start of each fall and spring semesters. University-owned cell phones are also issued by the IT Solution Center. Overall, this department coordinates approximately 30,000 work tickets each year to address the needs of our customers.

Enterprise, Application, & Infrastructure Services (EAIS) maintains and supports the servers and application infrastructure for the University. EAIS manages approximately 200 servers ensuring timely and reliable access to business computing resources. The primary business systems include Banner, the University's records system; MyFSU, the campus portal system; WebFOCUS, the University's enterprise reporting tool; and FERRISGO, the University's mobile app. EAIS also supports many cloud solutions used across the University. EAIS offers services focused on process automation and project management to increase efficiencies in existing applications and ensure successful outcomes.

The Network and Telecommunications team in EAIS maintains, develops, and supports the high-speed communications infrastructure for the University's computers and multi-media devices across the Ferris statewide network. Telecommunications also maintains phone services for the University.

The IT Central Office coordinates administrative operations for IT staff and facilitates IT-related purchases for the University. The IT Central Office includes the office of the Chief Technology Officer and IT Cyber Security team.



**INFORMATION TECHNOLOGY (IT Services) (continued)**

The IT Cyber Security team works with members of IT, leaders, and users throughout the Ferris community to ensure IT system security aligns with the goals of the University. The Cyber Security team is instrumental in the development, delivery and maintenance of information security systems to safeguard the University's data, information assets and the supporting infrastructure against unauthorized use, disclosure, modification, damage or loss utilizing Mobile Device Management and encryption. Our cyber security services include the implementation of IT security methods and remediation, monitoring of IT security related events, threat and vulnerability management, and security incident response services.

IT Cyber Security promotes a safe and secure IT operational environment through assessment and hardening of systems. The team coordinates and communicates security related information to the University community and educates end users through various training opportunities. Ongoing assessments identify confidential, proprietary, and sensitive information resources to determine appropriate use and access, and to employ measures to protect the resources from unauthorized access and/or disclosure.

**INTRAMURAL AND RECREATIONAL SPORTS**

Annually, more than half of the student body participates in organized recreational sports activities, including extensive intramural and club sport programs. Other students participate in informal recreation activities. Ferris provides ample facilities for athletics and recreation, including a newly remodeled Student Recreation Center with pool, weight room, basketball and volleyball courts, and an indoor track; a golf course; a sports complex including full and half-size ice rinks, additional basketball and volleyball courts; racquetball courts and indoor and outdoor tennis courts.

## **KENDALL COLLEGE OF ART AND DESIGN OF FERRIS STATE UNIVERSITY**

### **HISTORY OF KENDALL COLLEGE OF ART AND DESIGN**

The roots of KCAD lead back to 1928 and Helen M. Kendall, the second wife of nationally known Grand Rapids furniture designer David Wolcott Kendall. In her will, Mrs. Kendall established the David Wolcott Kendall Memorial School to continue her husband's legacy of creativity, education, and innovation. The school opened its doors on March 1, 1931, with a total enrollment of 35 art students at 145 Fountain St., in an area known as Heritage Hill. The school outgrew this location and in 1961 established a new campus at 1110 College Ave. NE. In 1984 as enrollment continued to grow, the school expanded its program offerings and sought a larger campus location in the heart of downtown Grand Rapids at what is now 17 Fountain St.

In 1996, KCAD and Ferris State University embarked upon a four-year process of affiliation that culminated in a complete merger in the 2000-2001 academic year. The merger was attractive to both schools, offering a partnership of art, design, and technology that would optimize both schools' strengths, enhance educational offerings to students, and further expand Ferris' presence in Grand Rapids.

In the early 2000's, KCAD began the process of acquiring and renovating the Historic Federal Building at the corner of Pearl Street and Division Avenue in downtown Grand Rapids, but it wasn't until the fall of 2012 that the building's LEED-certified remodeling was revealed to the public. All the building's historical aesthetics were preserved, while the interior was outfitted to meet the demands of 21st century.

In the fall of 2013, KCAD finalized a merger with Urban Institute for Contemporary Arts [UICA] which has enabled both organizations to reach a broader audience through a unique synergy around contemporary art. The UICA not only supports curricular needs, but also engages the greater Grand Rapids community.

### **MISSION**

As a college within Ferris State University, Kendall College of Art and Design prepares students for leadership in the visual arts, design, art history, and art education; provides innovative, collaborative education that fosters intellectual growth and individual creativity; and promotes the ethical and civic responsibilities of artists and designers, locally and globally.

### **VISION**

As an innovator in art and design education, KCAD will cultivate a student-centered learning community that fuels the regional economy with creative leaders and critical thinkers with global perspectives.

**KENDALL COLLEGE OF ART AND DESIGN OF FERRIS STATE UNIVERSITY (continued)**

**VALUES**

**Student-Centeredness**

KCAD will focus on supporting the whole student through life-long learning, removing barriers to education, and increasing professional preparedness.

**Diversity and Inclusion**

KCAD values a diversity of people and beliefs, promoting an inclusive, welcoming, supportive, and open campus for all.

**Academic Excellence**

Through the combination of intensive classroom learning, faculty and staff development, real-world experience, and internal resources, KCAD strives to educate students who solve problems, think critically, and achieve their aspirations.

**Collaboration**

KCAD fosters strong connections both within the institution and in the external community to create a depth and breadth of opportunities for students.

**Sustainability**

KCAD understands the critical need for financial, social, and environmental sustainability.

**KENDALL COLLEGE OF ART AND DESIGN OF FERRIS STATE UNIVERSITY (continued)**

As part of Ferris State University, Kendall College of Art and Design is accredited by:

The Higher Learning Commission  
230 South LaSalle Street, Suite 7-500  
Chicago, IL 60604-1413  
(800) 621-7440

Kendall College of Art and Design of Ferris State University is an accredited institutional member of:

The National Association of Schools of Art and Design  
11250 Roger Bacon Drive, Suite 21  
Reston, VA 22090  
(703) 437-0700

The Kendall College of Art and Design of Ferris State University Interior Design program is accredited by:

The Council for Interior Design Accreditation  
206 Grandville SW  
Grand Rapids, MI 49503-2822  
(616) 458-0400

The Kendall College of Art and Design of Ferris State University Master of Architecture Program is accredited by:

The National Architectural Accrediting Board  
1101 Connecticut Avenue NW, Suite 410  
Washington, DC 20036  
(202) 783-2007

**Bachelor of Fine Arts in:**

Art Education with K12 Art Education Certification  
Collaborative Design  
Digital Art and Design  
Drawing  
Fashion Studies  
Furniture Design  
Graphic Design  
Illustration  
Industrial Design  
Interior Design  
Medical Illustration  
Metals and Jewelry Design  
Painting  
Photography  
Printmaking  
Sculpture and Functional Art

**Bachelor of Science in:**

Art History

**Master of Architecture**

**Master of Art Education**

**Master of Arts in Design**

**Master of Arts in Visual and Critical Studies**

**Master of Fine Arts in Drawing**

**Master of Fine Arts in Painting**

**Master of Fine Arts in Photography**

**Master of Fine Arts in Printmaking**

## **OFFICE OF MULTICULTURAL STUDENT SERVICES**

The Office of Multicultural Student Services (OMSS) promotes the intellectual understanding and appreciation of diversity, inclusion and social justice by creating opportunities for learning and leadership development for the campus community. In addition, the office provides meaningful support to assist in the transition, retention, and graduation of underrepresented student populations.

As students matriculate through Ferris, the OMSS staff is committed to supporting students through five pillars of service:

**Advocacy** - OMSS makes every attempt to ensure that our students' college experiences are fair and as rewarding as possible by providing meaningful support.

**Leadership Development** - Through the T.O.W.E.R.S. Leadership Development Program, OMSS provides development opportunities for students to learn and develop important transferable skills that will assist them in becoming leaders on campus and in their future careers.

**Mentorship** - OMSS staff provides one-on-one guidance to students and organizations to encourage growth and development and to help them make healthy choices socially and academically.

**Cultural Awareness** - OMSS sponsors a variety of programs, guest speakers, and discussions to engage the campus community and facilitate student learning as it relates to multiculturalism and inclusion.

**College Access** - OMSS spreads awareness and creates a college-going culture to prospective middle and high school students through the federal and state funded MI GEAR UP/KCP College Day Program. OMSS coordinates many cultural awareness events throughout the year, listed are just a few: Conversations on Race, #NoType Campaign Against Stereotypes, Transitions to Success: Minority Freshmen Orientation, Cultural Connections Open House, Hispanic Heritage Month Celebration, Native American Heritage Month Celebration, Dr. Martin Luther King, Jr. Celebration, Black History Month Celebration, Women's History Month Celebration, Asian American History Month Celebration, OMSS Minority Graduate Recognition Program, T.O.W.E.R.S. Leadership Development Program, and Black Male Network Initiative.

## **OFFICE OF TRANSFER AND SECONDARY SCHOOL PARTNERSHIPS**

The Office of Transfer and Secondary School Partnerships promotes access to higher education and degree attainment by facilitating successful transfer of college and articulated credit for transfer students and provides opportunities for high school students to earn college credit through Secondary Partnership Agreements that include college readiness, dual enrollment, concurrent enrollment, early/middle college and articulation for high school students. The Office serves as the hub for collaborations between high schools, career and technical education centers, early/middle college programs and high schools, postsecondary institutions and Ferris State University.

## **RETENTION AND STUDENT SUCCESS**

Retention and Student Success (RSS) supports the academic experience providing services and resources to aid teaching, learning and timely progress to degree completion. RSS also collaboratively contributes to the institutional culture and programmatic efforts in support of students' transition and integration into the University community.

## **STUDENT AFFAIRS**

The Division of Student Affairs is committed to creating a campus environment that promotes student learning and positive, healthy, and safe living experiences through our services and activities. This is accomplished through a variety of programs and services for students through the following areas: Admissions, Birkam Health Center, Commencement, Enrollment Services, Financial Aid, Institutional Research and Testing, LGBTQ+ Center, Office of Multicultural Student Services, Personal Counseling Center, Registrar's Office, Student Conduct, Student Employment, Student Life, Title IX Office, University Center, University Recreation, Veterans' Resource Center and the Vice President's Office. These areas contribute to the institution's mission of preparing students for leadership and involvement in an increasingly diverse, technologically sophisticated, and complex global society by offering a broad range of programs, activities, professional development and leadership opportunities.

## **STUDENT EMPLOYMENT**

The Student Employment Office is in the Timme Center for Student Services. Its goal is to assist students in finding part-time employment that will provide income while attending Ferris, as well as help them learn transitional skills that will benefit them upon graduation. There are over 2,000 student employees on campus every year. In addition to helping students find jobs on campus, Student Employment offers off-campus job postings for area businesses. The Office participates in the Federal Community Service Work Study Program that allows students to work in community-based positions in the area such as at the local food pantry, as a reading tutor for local students, or at the local recycling center. Students may also sign up for the Quick Cash program that puts them in touch with local residents who are looking to hire students for odd jobs such as yard work, painting, etc. More information on Student Employment can be found at <http://www.ferris.edu/HTMLS/admission/financialaid/employment/index.htm>

Having a part-time job while going to school is a great way for students to interact with others, learn valuable job skills, and earn some spending money to keep student loans to a minimum.

**FERRIS BUILDINGS AND POINTS OF INTEREST**

**Alumni Building** (1929) - The oldest building on campus and the only building to survive the fire in 1950, the Alumni Building houses the University Archives and Extended and International Operations, which administers Ferris Statewide, Ferris Online, Conference and Professional Services, Entrepreneurship Institute, Academic Incubator, and the doctorate program in Community College Leadership. Classrooms and faculty offices for the College of Arts and Sciences are also in this building, as well as the office of Ferris State University TORCH student newspaper.

**Arts and Sciences Commons** (1996) - This building houses Arts and Sciences faculty and administrative offices, Retention & Student Success faculty and administrative offices, the Educational Counseling and Disabilities Services office, the Shimadzu Core Laboratory for Academic and Research Excellence, and the Card Wildlife Education Center. The building also features "The Visionary," a mural - one of the largest of its type in the world - depicting the history of FSU. The Arts and Sciences Commons structure connects the Science and Starr Buildings.

**Automotive Center** (1956) - The Automotive Center (formerly Trade and Industrial Center) comprises the instructional and lecture facilities for Automotive Services, Automotive Management and Automotive Engineering Technology.

**Birkam Health Center** (1959) - This building houses the Birkam Health Center as well as the Personal Counseling Center to provide a wide variety of health care and mental health services. It is also the home of the Office of Student Conduct and the Ferris Youth Initiative.

**Bishop Hall/College of Education and Human Services** (1967) - Built as a residence hall, Bishop Hall/College of Education was remodeled in 1986 to house the College of Education and Human Services administrative offices and classrooms. Early Learning Center (formerly Tot's Place) is also located in this building.

**Business Building** (1970) - The College of Business houses regular and team-based classrooms and computer labs (Mac, PC, Networking, Security, and Imaging & Media Production), as well as administrative and faculty offices. The facility also includes a recently renovated auditorium that accommodates more than 200.

**Creative Arts Center** (1965) - This building houses the studios, classrooms, and faculty offices needed for the Studio Arts in the College of Arts and Sciences.

**Ewigleben Sports Complex/Ice Arena (1974)** - This building is comprised of two indoor ice rinks and a recreational wing with facilities for intercollegiate hockey, recreational hockey and skating, basketball, and volleyball, all completed in 1975. An addition completed in 1981 includes fitness and sports medicine facilities and a volleyball arena. The Ice Arena underwent a \$3.3-million-dollar renovation project in the Summer of 2008. New piping and chiller system were installed, along with new concrete floors in both ice surfaces. Additionally, all new boards and tempered glass were added, along with upgrades to all of the locker rooms. The new “Bulldog Media/Meeting Room” was added in 2014.

**Ferris Library for Information, Technology, and Education (FLITE) (2001)** - Located in the heart of the main campus, FLITE features a variety of work and study spaces, including an information commons, four instructional studios, seven seminar rooms, 52 individual and group study rooms, a reading room, an extended-hours study area during midterm and final exam periods, and the Faculty Center for Teaching and Learning (FCTL) Learn Lab, all with wireless access capability. The building has a total seating capacity of 1,300 with access to 172 computers. FLITE librarians teach instruction sessions at FLITE and in Ferris classrooms. Additionally, FLITE librarians bring library instruction to Ferris students around the state through face-to-face instruction and videoconferencing. FLITE is a U.S. Government Documents Depository, a Patent and Trademark Depository Library for Western Lower Michigan, and a depository for the U.S. Bureau of the Census.

LITE is the home to several other university departments including the Faculty Center for Teaching and Learning, Media Production, the Office of Multicultural Student Services, the Jim Crow Museum of Racist Memorabilia, the Office of Research and Sponsored Programs, and the Academic Literacies Center comprised of the University Writing Center and the Academic Support Center.

**First Lady’s Attic (2009)** - Ferris State University is committed to providing opportunities for its students, including the opportunity to get professional clothing for a class presentation, internship or job interview at the First Lady’s Attic, located in the University Center. Founded in 2009 by Patsy Eisler, the First Lady’s Attic accepts donations of professional clothing from alumni, staff and community members. A Ferris student can pick up an outfit free of charge and it is theirs to keep. The First Lady’s Attic ensures that all Ferris students are dressed appropriately for success. The Attic is managed by the Diversity and Inclusion Office. For more information, please visit, <http://www.ferris.edu/flattic/>.

**G. Mennen Williams Auditorium (1961)** - This facility houses FSU’s theater production area and serves as the largest multipurpose auditorium for the FSU campus. With seating for 1,644, Williams Auditorium hosts musical, dramatic, cultural, and convocation events throughout the year. It also is available for public rental use when scheduling allows.



## GENERAL INFORMATION

**Granger Center for Construction and HVACR (2003)** - The Granger Center for Construction and HVACR is a state-of-the-art facility - an interactive learning center where all structural steel, process piping, mechanical systems, and electrical systems are exposed and, where appropriate, accessible to students. The Center focuses on both theory and application. Its laboratory facilities provide a practical, "hands-on" experience using an extensive array of sophisticated up-to-date equipment devoted to testing and solving problems students are likely to encounter in the field.

**Hagerman Pharmacy Building (1972)** - Designed to house all on-campus operations of the College of Pharmacy, this building includes specialized laboratories and the Rowe Pharmacy Care Clinic as well as an antique pharmacy exhibit.

**Heavy Equipment Center (HEC) (1987)** - This 53,000-square-foot building accommodates students in the 2- and 4-year Heavy Equipment Technology programs. The HEC building is the largest facility in the country dedicated to educating and training graduates for entry into the heavy equipment industry workforce. Additionally, it is home to the Heavy Equipment Service Engineering Technology B.S. Degree, the only one of its kind in the U.S.

**Interdisciplinary Resource Center (IRC) (1969) (Renovated in 2007)** - This building contains one large lecture hall seating 120, five classrooms with state-of-the-art teaching technology seating 30-50, television studios, the Center for Latin@ Studies, and the Office of International Education (which includes one computer classroom). The second-floor houses faculty from the College of Business. Connected to the College of Business building, the IRC also features an Erbert and Gerbert's Sandwich Shop in the heart of a comfortable area where students can gather, study and relax between classes.

**Jim Crow Museum (2006)** - The Jim Crow Museum is a national and international resource for individuals and groups interested in learning more about race, race relations, and racism. Located in the lower level of FLITE, the museum is this nation's largest publicly accessible collection of racial- and segregation-based artifacts. The museum is FREE to the public and features six exhibit areas—Who and What is Jim Crow, Jim Crow Violence, Jim Crow and Anti-Black Imagery, Battling Jim Crow Imagery, Attacking Jim Crow Segregation, and Beyond Jim Crow. The museum also offers a comprehensive timeline of the African American experience in the United States. The timeline is divided into sections: Africa before Slavery, Slavery in America, Reconstruction, Jim Crow, Civil Rights and Post Civil Rights.

Regular hours are Tuesday through Friday from 12-5 p.m. To schedule a group tour, call (231) 591-5873 or at [jimcrowmuseum@ferris.edu](mailto:jimcrowmuseum@ferris.edu). Please refer to the calendar of events for availability. Visitors to the Jim Crow Museum are prohibited from photographing or video recording any portions of the museum. Exceptions to this policy can be made at the sole discretion of museum staff and might include special events, scholars who have arranged in advance of their visits, and credentialed members of the press. Note: Because many of the museum's artifacts and media pieces contain explicit images of violence, nudity, offensive language, and other mature themes, the museum is recommended for those 12 years of age and older.

**Katke Golf Course** (1974) - This course offers 21 holes of championship golf. The original 18-hole course is a par 72 measuring 6,967 yards from the Black tees, 6,317 from the Crimson tees, 5,648 from the Silver tees and 4,752 from the Gold tees. Katke also features a "Family Tee" for juniors and new golfers. The D.O.G. Tee, or *Developing Original Golfers* Tee, allows new golfers the ability to play with more experienced players.

Katke's award-winning practice facility features three regulation holes (#19, #20 and #21), 100,000 square feet of natural grass teeing space, six target greens, a short game area for pitching, chipping, and bunker play, and multiple putting greens.

A new addition to Katke is the Ken Janke Sr. Golf Learning Center. The new facility provides a learning environment for students, members and guests, featuring four Trackman Simulators, three heated hitting bays for simulated golf and weekly league play. The facility will also feature an indoor practice green, state of the art club repair and fitting offerings, and will be home to the Michigan Golf Hall of Fame.

The Katke Clubhouse sits atop the highest point in Mecosta County with excellent views of the county to the west and of the FSU Campus to the east. The clubhouse provides full-service amenities including a fully stocked Golf Pro Shop, men's and women's locker rooms, Founders Grille, which features a variety of food and beverage options, and a Multi-Purpose Room with seating for up to 50 guests, perfect for business meetings or small parties.

PGA Professional Staff is available daily, providing all the needed services for golf-outing events, tournament needs, golf instruction and clinics, and custom club fitting. The golf course is conveniently located adjacent to the Holiday Inn Hotel and Conference Center.

**McKessy House** (1989) - McKessy House, resembling an Old English cottage on Cedar Street, north of Williams Auditorium, was purchased by Ferris State University in 1989 as a result of a generous gift from Gerald McKessy, a 1929 graduate of Ferris's college-preparatory program who went on to graduate from the Detroit College of Law in 1933. Mr. McKessy was a charter member of the President's Club, a member of the Phoenix Society, a founding father of the Alumni Foundation, a 12-year member of the Board of Directors of the Alumni Association, and a recipient of the Distinguished Alumnus Award in 1971 for the generous donation of his time and talents to Ferris State University. Mr. McKessy donated stock, the proceeds of which were used to buy the house, storage barn, and two acres that are now utilized as parking and additional Arts and Sciences classroom space. Mr. McKessy's gift also made it possible to remodel the house, which is currently occupied by the division of Governmental Relations and General Counsel. This division is responsible for governmental and community relations, legal affairs, equal opportunity, and labor relations.

**Michigan Art Walk (1996)** - The Michigan Art Walk is an ongoing project whereby original pieces of artwork created by Michigan artists are installed throughout campus and linked by a meandering pathway, ultimately reaching into the Big Rapids community. The inaugural sculpture of the Michigan Art Walk, by Ann Arbor-based artist Barron Naegel, was installed in the fall of 1996. Also installed in the fall of 1996 were a wall sculpture by Daniel Roache, under the auspices of the Presidential Art Collection, and the main panel of Robert Barnum's "The Visionary," which depicts the history of Ferris State University. The unveiling of "Escape," an outdoor sculpture by R. Farrington Sharp, on October 17, 1997 continued the project, along with the side panels of "The Visionary" which were unveiled on February 20, 1998, completing Barnum's triptych. "Totem Stack," a sculpture by Ferndale artist Albert Young, was unveiled on May 7, 1998. "Muse" by Irina A. Koukhanova, was dedicated on November 19, 1998, and sculptor Fritz Olsen's "Ripples" was unveiled November 19, 1999. Lois Teicher's functional piece, "Bench with Three Deep Seats," was dedicated on June 14, 2000. "Ferris Arch," a limestone sculpture by Kenneth Thompson, was dedicated October 10, 2001. Mark Chatterley's "Journey to the Body Collective," a flying wall sculpture located in the reading room at FLITE, was dedicated on October 29, 2002. Robert Barnum's "Of Thought and Reason," a 130-foot-long, 10-foot-tall painting on canvas located in FLITE's Extended Study Area was unveiled on August 28, 2003. Ray Katz's "Celebration," a large-scale metal sculpture, was unveiled September 3, 2004. The "TO STRIVE, TO SEEK, TO FIND" sculpture is dedicated to the 125th anniversary of FSU. The sculpture was created in a partnership between Ferris Fine Arts and the campus Welding Engineering Technology Program and was funded under the FSU Festival of the Arts. Important comments, quotes or sayings about Ferris are cut into the figure from support plates redefining viewer response and increasing level of content. The Art Walk pieces, along with information about the artists, can be viewed at <https://ferris.edu/artwalk/homepage.htm>.

**Michigan College of Optometry (2011)** - The program occupies a state-of-the-art 87,000 square foot building that was the University's first to earn Leadership in Energy and Environmental Design (LEED) Gold certification. The first floor of the building is home to the University Eye Center, providing full-scope and specialty eye health, vision, and interdisciplinary care for patients from the community and around the state. The Dow Interactive Eye Learning Center on the third floor has 40 fully equipped examination lanes for students to learn and practice their skills as a future Doctor of Optometry. The classrooms and seminar rooms on the second floor contain modern, modular learning and study spaces.

**Music Center (1962)** - The Music Center is in the heart of the campus at the foot of the Carillon Clock Tower, between the FLITE Library and the Top Taggart Field football stadium. The Music Center features two large rehearsal rooms for several musical ensembles offered to students and community members. These musical groups include the Concert Band, Symphony Band, Summer Band, Pep Band, Jazz Band, Chamber Orchestra and Concert Choir. These large rehearsal rooms are also equipped with state-of-the-art video and sound technology for instruction of a large variety of general education music courses offered to all students, such as Music Appreciation, American Pop Music, Music Fundamentals, Music and Culture, and Film Music. There are also three practice rooms, each equipped with an acoustic piano, that are available to all students for individual and small group practice. There is also a keyboard lab,

with 15 full-sized digital pianos, designed for beginning group piano classes. Most music faculty offices are also located in the Music Center.

**National Elastomer Center for Plastics and Rubber Technology (1987)** - The Ferris Plastics and Rubber program is the largest and most respected undergraduate program of its kind in the United States. The Plastics B.S. program was started in 1982 and continues to fill a great need in the growing plastics industry for technically trained personnel. Ferris graduates gain immediate status as recognized technical leaders. This innovative program provides students with a background that includes topics such as processing, material testing and properties, and mold and product design. Classes emphasize hands-on learning, using the same type of equipment that is currently used in the industry. The plastics building was expanded in 1998 and renamed the "National Elastomer Center" to include educational space for the new rubber degrees. The rubber program is a unique educational experience with graduates being sought after by the rubber industry. Coursework follows the original plastics degree in processing, testing, and design, but also includes rubber compounding. The plastics and rubber industry have shown support for the Ferris programs by sponsoring the construction of the Plastics Building in 1987 and the expansion in 1998 with funding for equipment and supplies, providing job experience by employing our students for summer internships and hiring our graduates.

**Presidential Art Collection (1996)** - Daniel Roache was chosen as the first contributor for a collection featuring commissioned works by Michigan artists honoring Ferris presidents. His aluminum, wall-mounted sculpture representing the seven (at that time) academic colleges hangs in the Williams Auditorium lobby. A bronze bust of President Byron Brophy by Midland sculptors James S. Hopfensperger and Joan Hopfensperger was dedicated on April 30, 1999. It is on display in the Ferris Library for Information, Technology, and Education (FLITE).

**Quad Café (2015)** - The Quad Café includes an All-You-Care-To-Eat Marché Style Dining section where cooks prepare fresh foods in the Exhibition Style of cooking. The Quad Café offers a take-out option along with a variety of seating arrangements that include small individual areas as well as family-style seating, most with an outstanding view of the central campus quad. Located next to The Quad Café is the Grill Pit and the Snack Shack, a unique retail dining section with options that include the newest feature, the "Meal X-Change." The Meal X-Change allows meal plan participants the opportunity to use one of their unlimited meal swipes for a quick meal to go. Available within the retail section is a kiosk and online ordering app which allows patrons to order and pay for their selections in advance. Conferences, meetings, receptions, and banquets are all hosted and customized by the award-winning Catering Division. For more details call: (231) 591-2605.

**Racquet Facility (acquired in 1980)** - The facility offers four indoor hard tennis courts, ten outdoor hard courts, four 36' clay courts and fifteen 60' tennis courts (including one clay court) for junior players, two indoor racquetball courts/wallyball courts, cardiovascular and free-weight equipment, aerobic and fitness classes, tennis lessons, clinics and league programs, rental equipment and a full-service tennis pro shop. This facility serves intercollegiate athletes, the club tennis team, faculty/staff, students, and the general public.

## GENERAL INFORMATION

**Rock Café (2008)** - The Rock Café incorporates European-style marketplace décor where cooking aromas, product freshness, and abundance are prevalent. An emphasis is placed on food merchandising and includes casual café-style seating. Marketplace concepts also referred to as Marché concepts or food emporiums, are the new generation in student dining. A marketplace concept provides an integrated food production and dining experience with an emphasis on fresh ingredients and made-to-order preparation. It is characterized by exhibition cooking at several distinct food platforms. Students today want an element of entertainment with their dining experience, a concept we call "eatertainment." A marketplace concept offers this as the food becomes the "star" and the staff is on "stage."

**Science Building (1956)** (Remodeled and expanded in 1967 and completely renovated in 1997) - This building provides teaching auditoria, classrooms, and science laboratories for the College of Arts and Sciences, as well as the Rawlinson Observatory, John and Rhea Smith Greenhouse, and Reitz Reading Room.

**Starr Building (1961)** (Renovated in 1995, with frequent upgrades) - Students now enjoy state-of-the-art instructional equipment, multimedia labs, study rooms, and lounges. It is FSU's largest general classroom building and, in addition to the classrooms, houses the Office of Transfer and Secondary School Partnerships, and the Museum of Sexist Objects.

**Student Convocation Center/Wink Arena (1999)** - This 42,000-square-foot facility, located adjacent to the Ewigleben Ice Arena, seats 2,400, and includes prime sections of chair-back seating. The building complex features an expanded lobby that adjoins the Ice Arena with a pro shop, concession stands, and a display for the Bulldog Hall of Fame. This center serves as the home for the FSU men and women's basketball programs and is used for commencement ceremonies, major concerts, and special events.

**Student Recreation Center (1998)** (Renovated in 2018) - The former HPE/Wink Arena building was remodeled and reopened August 30, 1998. The facility gives students, faculty, staff, and community members a modern gymnasium, weight room, aerobic rooms, exercise machines, elevated track, 40-foot climbing wall, and an indoor swimming pool.

**Swan Technical Center (1966)** (Completed renovation in 2018) - This building contains many classrooms and laboratories designed specifically for engineering and engineering-technology instruction. The building contains a large lecture hall in addition to the classrooms and laboratory spaces for the Welding, Manufacturing and Mechanical Engineering Technology programs.

**Timme Center for Student Services (CSS) (1967) (Renovated 2002)** - As the official “welcome center” for the University, the Timme Center for Student Services (CSS) serves as a one-stop service center in which students can register for classes, obtain financial aid and housing information, request transcripts, pay bills, and inquire about student employment opportunities. Highlights of Timme CSS include a glass atrium that extends the full height of the eastern side of the building and a second atrium facing State Street, providing natural sunlight and openness for the building. Formerly the campus library, the Timme CSS is a place of diversity, art, history and service. The first floor houses the Financial Aid, Student Financial Services, and Student Employment offices; the offices of Admissions, Registrars, Enrollment Services, Academic Senate, and Institutional Research are on the second floor. The third floor features a display of Ferris historical memorabilia, as well as houses the offices of the President, Provost & Vice President for Academic Affairs, Vice President for Student Affairs, Vice President for Diversity and Inclusion, Budgetary Planning and Analysis, and Testing. The carefully chosen combination of offices and services provides a wonderful welcome to all constituents in the middle of campus.

**The Early Learning Center (formerly Tot’s Place) (1987)** - The Early Learning Center is located on the first floor of Bishop Hall. The center is a nationally accredited educational learning center providing programs for children of FSU students, faculty/staff, and the surrounding community. The Early Learning Center also serves as a laboratory setting which facilitates hands-on experiences for Ferris students preparing for future careers in education.

**University Center (2015)** - The University Center provides a wide variety of services and activities to meet the needs of students, faculty, staff and guests of the university. The center offers an updated any time dining service with a retail component, Starbucks Coffee Shop, Barnes & Noble Bookstore, Fine Arts Gallery, First Lady’s Attic, several multi-purpose meeting rooms, a ballroom, commuter lounge and study lounge with computers and printing capabilities. Also, there are several lounges that provide comfortable areas for studying, relaxing and social engagement. Offices for student organizations include the Student Government of FSU, Entertainment Unlimited (programming board) and Veteran’s Association. On the administrative side, the offices include the Dean of Student Life, Center for Leadership, Activities and Career Services, Catering Services, University Center, Veteran’s Support, LGTBQ+ and TAC IT Solution Center.

**Victor F. Spathelf Center for Allied Health (1979)** - This four-level structure contains the specialized classrooms, laboratories, and offices for the students, faculty and administration of the College of Health Professions.

## FERRIS STATE UNIVERSITY CALENDAR

### Fall Semester, 2019

Aug. 22-23	Late Registration
Aug. 26	Classes begin
Aug. 26-29	Drop/Add by 5:00 PM Thursday
Sept. 2	Labor Day - no classes
Oct. 21	Mid-term grades due
Oct. 31	Last day for approved unqualified W grade
Nov. 27	Thanksgiving recess begins
Dec. 2	Classes resume
Dec. 6	Last day of classes
Dec. 9	Examination week begins
Dec. 13	Last day of examination week
Dec. 14	Fall Commencement
Dec. 16	Final grades due by 1:00 PM

### Spring Semester, 2020

Jan. 9-10	Late Registration
Jan. 13	Classes begin
Jan 13-16	Drop/Add by 5:00 PM Thursday
Jan. 20	Martin Luther King Day - no classes
Mar. 7	Spring recess begins
Mar. 9	Mid-term grades due
Mar. 16	Classes resume
Mar. 26	Last day for approved unqualified W grade
Apr. 9	Mid-term break begins - no classes
Apr. 13	Classes resume
May 1	Last day of classes
May 4	Examination week begins
May 8	Last day of examination week
May 8, 9	Spring Commencement
May 11	Final grades due by 1:00 PM

### Summer Semester, 2020

May 18	Late Registration
May 19	Classes begin
May 19-22	Drop/Add by 5:00 PM Friday
May 25	Memorial Day - no classes
July 3	Independence Day recess - no classes
July 9	Last day for approved unqualified W grade
Aug. 12	Last day of summer semester classes
Aug. 17	Final grades due by 1:00 PM

**TELEPHONE NUMBERS (frequently used)**

The telephone number for the Ferris State University Call Center is (231) 591-2000; the telephone operator can assist you. Most colleges, departments and offices also have their own numbers. The toll-free number is (800) 433-7747. Some frequently called numbers are listed below:

**Academic Deans' Offices**

College of Arts and Sciences .....	591-3660
College of Business.....	591-2420
College of Education & Human Services .....	591-3648
College of Engineering Technology .....	591-2890
College of Health Professions .....	591-2270
College of Pharmacy .....	591-3780
Kendall College of Art & Design.....	(616) 451-2787
Michigan College of Optometry at FSU.....	591-3706

**Academic Services**

## Extended and International Operations

Ferris Statewide & Online (off-campus & online offerings) .....	591-2340
Office of International Education .....	591-2450
Retention and Student Success.....	591-2428

**Student Services**

Admissions & Records.....	591-2100
Birkam Health Center.....	591-2614
Financial Aid/Scholarships.....	591-2110
Student Financial Services.....	591-3972
Center for Leadership Activities & Career Services (CLACS) .....	591-2685
Institutional Research & Testing .....	591-3628
Orientation.....	591-3400
Residential Life (Housing).....	591-3745
Student Employment .....	591-2012

**General**

Alumni Relations .....	591-2345
Athletic Department .....	591-2860
FLITE Library .....	591-3500
Public Safety.....	591-5000
University Advancement & Marketing.....	591-3815
University Center .....	591-5916

**Kendall College of Art & Design .....** (616) 451-2787

Admissions – dial main number and ask for .....	EXT 3011
College Counselor - dial main number and ask for .....	EXT 1136
Enrollment Management - dial main number and ask for .....	EXT 1113
Financial Aid - dial main number and ask for.....	EXT 1112
Library - dial main number and ask for .....	EXT 1121
Registrar - dial main number and ask for.....	EXT 1128



EDUCATIONAL GRANTS AND SCHOLARSHIPS

2019-2020 FIRST-TIME FRESHMAN SCHOLARSHIPS			
<u>Scholarship</u>	<u># Awarded</u>	<u>Total Amount</u>	<u>Average Award</u>
Founder's	84	\$944,862	\$11,248
President's	55	\$324,000	\$5,891
Provost's	153	\$688,250	\$4,498
Dean's	190	\$672,000	\$3,536
Ferris Gold	188	\$630,043	\$3,351
Ferris Crimson	231	\$316,895	\$1,372

**FEDERAL**

Teacher Education Assistance for College and Higher Education Grant (TEACH)  
 The Federal Pell Grant  
 The Supplemental Educational Opportunity Grant  
 Michigan Fostering Futures Scholarship  
 GEAR UP Scholarship

**STATE**

KCP Future Faculty Fellowship  
 Michigan Competitive Scholarship  
 Michigan Nursing Grant  
 Tuition Incentive Program (TIP)

**INSTITUTIONAL**

Ability Scholarship  
 Academic Opportunity Scholarship  
 Athletic Grants (Individual Sports)  
 COB Leadership Scholarship  
 College of Business Scholarship  
 Community Based Scholarship  
 COT Student Kickoff Award  
 Dean's Scholarship  
 Doctor of Pharmacy Scholarship  
 EIO Statewide Blitz  
 Entertainment Unlimited Scholarship  
 Ferris Grant  
 Ferris Merit Grant  
 Ferris NEXT Scholarship  
 Ferris Support Grant  
 Ferris Youth Initiative Scholarship  
 Founder's Scholarship  
 FSU Native American Tuition Waiver  
 Honors Residential Life Scholarship  
 International Transfer Scholarship  
 Kelso-Battle Scholarship  
 Kendall Assistance Grant  
 Military Veteran's Scholarship  
 MyPlace Study Abroad Scholarship  
 New Student Reception Scholarship  
 Phi Theta Kappa Scholarship  
 President's Invitational Scholarship  
 President's Scholarship  
 PTM Scholarship  
 Skills USA Scholarship  
 Spaghetti Bridge Competition  
 Study Abroad Scholarship  
 Transfer Presidents Scholarship  
 Transfer Gold Scholarship  
 Transfer Crimson Scholarship  
 Wade McCree Scholarship  
 Wenrich Tuition Scholarship

**EDUCATIONAL GRANTS AND SCHOLARSHIPS****GRANTS AND SCHOLARSHIPS**

1968 Football Scholarship  
 A & B Young Leader End Scholarship  
 A.M Aguirre Memorial  
 Abigail Smith Timme  
 AFSCME Local 1609  
 Alice & George Wales Hockey  
 Alumni Association Legacy  
 American Hotel Foundation Scholarship  
 American Professional Estimators Scholarship  
 Amerikam Scholarship  
 Andrew & Barbara Young Scholarship  
 Andrew Jeffrey Crim Justice  
 Antigua Annual Scholarship  
 Architectural Metals  
 ASHP Student Leadership Award

B. Mulder Furn End Scholarship  
 Baarman Family Endowed Scholarship  
 Bachelor of Integrative Studies  
 Barbara Reuther Memorial Nursing  
 BCI New OD Scholarship  
 Big Rapids Garden Club Scholarship  
 Bill & Theresa Streeter Family Scholarship  
 Biology Faculty/Staff  
 Board of Nursing Scholarship - MSN  
 Boyce Family Hockey  
 Brian McDonald Scholarship  
 Brudy Memorial Pharmacy Scholarship  
 Bush Insurance Scholarship

C. Alan Tressler Memorial Scholarship Fund  
 Canadian Lakes Garden Club Scholarship  
 Candice Dunn Mem End Scholarship  
 CAS Dean's Legacy Annual Scholarship  
 Charles & Dorothy Peterson  
 Charles & Mary Bacon  
 Charles Hampton Scholarship  
 Charmaine Smith Students with Children  
 Chase Plastic Scholarship  
 CHP Empowerment - Health Professions  
 Clare & Patsy Johnson  
 Class of 1967 End Scholarship  
 CNH Industrial Annual - CET  
 College of Business Dean's Annual  
 College of Education Alumni Scholarship  
 Construction Assoc/Don Purdie Mem Sch  
 Construction Tech & Mgmt. Stu Competition  
 Cory Myrie Memorial  
 Criminal Justice Annual  
 Cummings Scholarship  
 CVS Pharmacy Award

AAPS Community Engagement Scholarship  
 A. Cramer Memorial Scholarship  
 Abbott Laboratories Scholarship  
 Advantage Technical Services (fka TAC Auto)  
 AITP Scholarship  
 Alton & Evelyn Brayton Scholarship  
 American Assoc. of HTG, REF and A/C Eng.  
 American Photo Marketing Scholarship  
 American Subcontractors Assoc of Michigan  
 Andrea L. Warfield Memorial Endowed Scholarship  
 Anne Szabunia Memorial Scholarship  
 Arab American Pharmacist Assoc.  
 Arnold & Carolyn Johnson Scholarship  
 Atwell, LLC Surveying

Barbara Chapman International Study  
 Barnes & Noble Scholarship  
 Beacon Endowment (Faculty/Student)  
 Bill & Lynne Scheible Scholarship  
 Bingman Scholarship  
 Blanche Arnold Scholarship  
 Board of Nursing Scholarship - RN  
 Boochard Family FSU Endowed Scholarship  
 Brett Smith Hockey Endowed Scholarship  
 Brian Chapman Memorial PGM Scholarship  
 Brian Tomczyk Memorial  
 Builders Exchange of GR & W. MI  
 Business Student Assistance Scholarship

Call Family Scholarship  
 Canadian Lakes Mecosta County Scholarship  
 Canteen Services Inc. Scholarship  
 CCNA Certification Scholarship  
 Charles & Kimberly Christmas Scholarship  
 Charles G. Jehnzen Basketball Scholarship  
 Charles Jehnzen Scholarship - CET  
 Charter Schools Office Scholarship  
 Chemical Bank Endowed Scholarship  
 CJ General Scholarship  
 Clare Mugford R.N. Memorial Endw.  
 CM Industry Golf Outing Scholarship  
 Coach Walton & Barbara Piggott  
 College of Business Management Department  
 Collins/Collins Ekman Scholarship  
 Construction Mgmt industry  
 Coppess Family Football Scholarship  
 Craig & Tamara Amey Beyond the Books  
 Criminal Justice Class of 1983  
 Cullen Integrative Studies Scholarship

## GENERAL INFORMATION

### **EDUCATIONAL GRANTS AND SCHOLARSHIPS**

D. Edwards Intercollegiate Soccer  
Dacho & Ruth Dachoff  
Daniel Patrick Topp End Scholarship  
Daudi Book Scholarship  
David D. Whalen Scholarship  
David Pao International Scholarship  
David R. Greer Surveying Engineering Scholarship  
David Williamson Endowed Scholarship  
Dee Kap Memorial Scholarship  
Delta Tau/Lambda Chi Scholarship  
Dewpoint End Scholarship  
Diane Malburg End Scholarship  
Dick Brammer Scholarship  
Dieter H. Weiss Award  
Distinguished Zerocrats Scholarship  
Doc Heeter Blueline Club  
Donald and E. Lyle Magee Scholarship  
Dominic Ciarmitaro ISI Memorial  
Donuts with the Dean Award  
Douglas Hagemann Scholarship  
Dr. Adel Makki Pharmacy Endowed Scholarship  
Dr. Gabriel Memorial End. Scholarship  
Dr. Henry Reitz End. Scholarship  
Dr. Jack Bennett Memorial Scholarship  
Dr. Marlene O'Hara Memorial Annual  
Dr. Roger G. Ostrander Mem End Scholarship  
Dr. William Maher Annual  
Dr. William Sederburg Scholarship  
Durst Family Annual

E & B Nickles Memorial  
E & J Wurzer Memorial  
E-Commerce Marketing Scholarship  
Edward Griffin Memorial Teacher Education  
Eileen McQuade Memorial Endowed Scholarship  
Elizabeth Claucherty  
Ellen Haneline Memorial  
Ensign Family Endw  
EU Ability  
Excellence in Optometry Scholarship

D & T Wilhelm Volleyball Endowed  
Damari Family End Scholarship  
Daniel Tyler Scholarship  
David & Carol Drake Scholarship  
David E. Hamilton Endowed  
David Prior Scholarship  
David Stickle Endowed Scholarship  
DECA Scholarship  
Delta Dental Foundation Annual  
Dettman Family Endowed  
DG Garrett Asheville Project End Scholarship  
Diane Nix Memorial Scholarship  
Dick Dolack Excellence in Officiating Scholarship  
Dirk Hoffius End Scholarship  
Doc Comm Coll Leader End Scholarship  
Doctor of Pharmacy Scholarship  
Donald Lowell  
Donald Shreve Scholarship  
Douglas Froelich Scholarship  
Drake Family End Scholarship  
Dr. Adnan Dakkuri Pharmacy Scholarship  
Dr. Henry R. Racki OPT Scholarship  
Dr. Ian Mathison Endowed Scholarship  
Dr. Lowell LeClair Scholarship  
Dr. Merrill R. Murray Memorial Scholarship  
Dr. Walter Betts Memorial  
Dr. William Sakalauskas Scholarship  
Duane Bremer  
Dykstra Scholarship

E&D DeHaan End Scholarship  
E&S Lacross End Scholarship  
Ed Harris Memorial Scholarship  
Edwin & Barbara Courtright Scholarship  
Eisler Scholarship  
Elizabeth Keeney Scholarship  
Elton "Ott" Gingrich Endowed Scholarship  
E.S. Young Welding End Scholarship  
Ewigleben Scholarship

**EDUCATIONAL GRANTS AND SCHOLARSHIPS**

F.A. Muehlenbeck Scholarship  
 Fairman Scholarship Fund  
 Family Fare Pharmacy Scholarship  
 Fenn & Associates Surveying Scholarship  
 Ferris Academic Opportunity  
 Ferris Foundation Need Based Scholarship  
 FFA/Russel Moffett Scholarship  
 Frances Friar Nursing Scholarship  
 Frankenmuth Insurance End Scholarship  
 Frank Marra Memorial Scholarship  
 Frederick Broemer Award  
 Freudenberg NOK Scholarship  
 Friar Family Pre-Prof End Scholarship  
 FSU Alumni Softball Scholarship  
 FSU/GRCC Assist Annual Scholarship  
 FSU/GRCC Digital Media Software Engineering  
 Fund Evaluation Group Scholarship

G. Mennen Williams Endowed  
 Gary Cousineau - Hockey  
 Gary Perelli Football  
 Geff Reinke Endowed Scholarship  
 Geodetic Designs  
 George Bowlby Scholarship  
 George Kossaras Scholarship  
 German Language & Culture  
 G&M Kadlec End Scholarship  
 GM Service Op Auto Tech Scholarship  
 Gordon Kamstra Memorial Scholarship  
 Grace Fleming R.N.  
 Gregory Dreuth Scholarship

H, I, & M Price  
 Hagerman Family Pharmacy Endowed Scholarship  
 Hare Family End Scholarship  
 Harper Wildern Pharmacy Scholarship  
 Harry Melling Memorial Scholarship  
 Health Professions Dean's Student Award  
 Hedrick Assoc  
 Helen Ferris Vartan Scholarship Fund  
 Henry Tschappat Scholarship  
 Hoexum Scholarship  
 Hospitality Management Scholarship  
 Howard Hulsman Scholarship  
 Hurst Mechanical Inc. Scholarship

Insurance Alumni Program Endowed  
 International Student Emergency Scholarship

Faculty Spon. Stu Dev - A&S  
 Falcone Memorial Scholarship  
 Felpausch Pharmacy Scholarship  
 Ferris & Jean Leach Scholarship  
 Ferris Cares Opportunity 125  
 Ferris Foundation Opportunity Scholarship  
 Fortune/Morlock Memorial Scholarship  
 Frank & Mildred Justin  
 Frank Karas Scholarship  
 Fred E. Taylor Endowed Scholarship  
 Fred Kellogg Scholarship  
 Friar Family Endowed  
 FSU Alumni & Friends Scholarship  
 FSU Dining Services Scholarship  
 FSU/GRCC Digital Animation & Game Design  
 FSU/GRCC Endowed Scholarship

G Storm Memorial Technical Teacher Education  
 Gary & Jean Horn  
 Gary Waters Basketball Scholarship  
 Gentex Corp  
 George & Kathryn Menoutes Scholarship  
 George Holcomb Memorial Scholarship Fund  
 Gerace Construction Scholarship  
 Gilbert Cobb  
 Glen's Pharmacy Scholarship  
 Gordon & Pat VanDyke Hockey  
 GR Chapter of the Const. Specif. Inst. "Art Nelson Mem"  
 Graphic Comm & Graphic Media Mgmt.  
 GR New Car Dealers Scholarship

Hagerman Family Pharmacy Annual Scholarship  
 Hammer's 4-C's Award  
 Harley Halsted Scholarship  
 Harry Larson Memorial Scholarship  
 Harry Swartz Pharmacy Administration Award  
 Hedgcock Mem End Scholarship  
 Helen Bennett Memorial Scholarship  
 Helen Popovich Scholarship  
 Hicks Gridiron Scholarship  
 Honorable John O'Brien Scholarship  
 Howard C. Stross Veterans Scholarship  
 HS Die Engineering, Inc.  
 HVACR - Htg. Vent, A/C, Ref. Engineering Scholarship

Insurance Program Annual Scholarship  
 International Student Endowed

## GENERAL INFORMATION

### **EDUCATIONAL GRANTS AND SCHOLARSHIPS**

J. Bourdlais Courage End Scholarship  
J & J Giroux End Scholarship  
J & K Shane Architect End Scholarship  
J.E. Johnson Skilled Trades  
J.P. Nelson  
Jack LeBarre Scholarship  
Jack Newcombe Scholarship  
James & Georgia Nicholas Endowed  
James & Katy Moore - Surveying  
James Bolthouse Memorial Scholarship  
Jan Vonk Endowed (Kendall)  
Jean K. Elder Endowed Scholarship  
Jenny Jacobs Softball Scholarship  
Jerry & Mary Ford Scholarship  
Jessica Nagle-Wilson Scholarship  
Jimmie & Marlene Rodgers  
Joan Nelson Scholarship  
John Baylis Football  
John Christie Scholarship  
John Ladd  
John P. Nelson Endowed Scholarship  
John Sebold Memorial Scholarship  
John Whalen Memorial Endowed Scholarship  
Joseph Bishop Surveying Scholarship  
Joseph Mikols End Scholarship  
Jourdain Scholarship  
Judith & Charles Duddles Scholarship

K & C Roth End Scholarship  
Karl Huffman  
Kathleen & Edward Lunt  
KCAD March Formation End Scholarship  
Kem-Tec Surveying, Eng & Enviro. Serv Benchmark  
Kendall Digital Media Scholarship  
Ken Schmitigal  
K-Mart Pharmacy Scholarship  
Kozal & Baker Scholarship

L & J Keys Scholarship  
Lacks Enterprises Inc. Annual  
Laverne Curtis Scholarship  
LeBlond Foundation of Makino Die/Mold Apps.  
Lerner & Harrison End Scholarship  
Lewis & Lewis Surveying  
Linebaugh, Cindy & Karl Linebaugh Scholarship  
Lloyd Zill Annual  
Louis & Angeline Burg Scholarship  
Lula Coker Nash Scholarship

J & C Duddles Endowed  
J & J PGN Moore Scholarship  
J & K Shane Pharmacy End Scholarship  
J.N. Nelson Family Scholarship  
Jack and Marion Buss End Scholarship  
Jacob & Sarah Eisler Endowed Scholarship  
James & Christine Jacobs  
James & Katy Moore - Health Professions Annual  
James B. Turner Endowed  
James Shane Scholarship  
Japanese Parent's Textbook Scholarship  
Jeff & Annette Rowe Pharm D/MBA Annual  
Jerry & Glad Scoby Scholarship  
Jerry Moore Memorial PGM Scholarship  
Jim Ferrell Memorial Endowed Scholarship  
Joan E. Totten  
Joan Reirson Draugalis Endowment  
John Celestino Endowed Scholarship  
John Deere Foundation Scholarship  
John McNamara Memorial Endowed Scholarship  
John Newell Scholarship  
John R. Smith Memorial Endowed Leadership  
Jordan Scholarship  
Joseph Juran Scholarship  
Joseph Sasaki Scholarship Fund  
Julia McCormick

Karen Boochard Social Work Endowed  
Karlis K. Kazerovskis Scholarship  
Kauzlarich/Campana Family  
KEBS Incorporated Scholarship  
Ken & Christine Bailey Family Endowed  
Kenneth Spoerk Memorial Scholarship  
Khagendra Thapa K. Surveying Scholarship  
Korean Students Scholarship  
Kurt Hellthaler Memorial Scholarship

Labroff Scholarship  
Lang & Lit Annual  
Leading Shadows OMSS Leadership Annual  
Leonard Johnson Disc Sports  
Leslie Osborn  
Library Student Employee Scholarship  
Lincoln Family End Scholarship  
Long Scholarship  
Lucy & Fabian Ngoh Educational Opportunity  
L. Wolgast End Scholarship

**EDUCATIONAL GRANTS AND SCHOLARSHIPS**

M & M Srveying Engineering Scholarship	Maclver Family Endowed Scholarship
Mahida Surveying Scholarship	Mahmoud Sohb Pharmaacy Endowed Scholarship
Marco Family Foundation Grant	Mark & Debra Newhouse & Bill & Patricia Jones Hockey
Marriot Golf Scholarship	Martin J Wozniak End. Scholarship
Marry Anne & Shakespeare Goldsmith Endowed	Mary Ann Hashimi Memorial Scholarship
Mary C. Feint Surveying Scholarship	Mary Lou Washatka
Mary McCorrison Child Development	Mary T. Creswell Scholarship
Mathematics Faculty/Staff	Mathison Fellowship Enw
Mathison Legacy Endowed	Matt & Sara Nawrocki Endowed
Matt Lichtle Scholarship	Maude Bigford
Maude Korstange Scholarship	MCERF Annual
McKesson Med. Mgmt Dean's Scholarship	McLoughlin Family Endowed Scholarship
McNaughton & McKay Scholarship	MCO Alumni Endowed Scholarship
MCO Family End Scholarship	Mechanical Service Contractors of America
Mecosta Cnty Med Center Aux	Medicine Shoppe Scholarship
Megan Hurst Endowed Scholarship	Meijer Inc. Accountancy Scholarship
Meijer Inc. Pre-Senior Scholarship Award	MI / American Foundation for Vision Awareness
MI Foundation for Vision Awareness & MCO 1st Prof.	MI Garden Club aka Federated Garden Club
MI Pharmacists A D PRFFLSM Award	Michael & Joann Bigford Scholarship
Michael & Paula Rushford Scholarship	Michael Sanborn Pharmacy Endowed
Michigan Adjusters Association Scholarship	Michigan Association Pipe Trades Scholarship
Michigan Association Professional Ins. Agency	Michigan Chapter Air/Cond Contractors Scholarship
Michigan Mechanical Contractor Scholarship	Michigan Pharmacy Fund Scholarship
Michigan Printing Week Association Scholarship	Michelle Robinson Scholarship
Mickey Shapiro Opportunity Scholarship	Midland Lions Club R. Maier Scholarship
Mid Michigan Pharmacists Assoc. Scholarship	Mike Shira Health Systems Management
Miles, Kellie, and Hannah Postema Scholarship	Millard & Ida Quinlan Scholarship
Minnie Mould Marsh Endowed Scholarship	ML King/ALPHA PHI ALPHA Scholarship
ML King/Rosa Parks/KCP Future Faculty	Molecular Diagnostics Annual (GR)
Moore & Bruggink Incorporated Scholarship	Mylo Ragan Endowed Scholarship
NA Heat-Air Conditioners Scholarship	NACDS Dean's Scholarship
National Guard Scholarship	National Truck Equip Assoc
Nawrocki Pharmacy End Scholarship	Nazih Jawad Lif Rx Scholarship
Norman & Helen Bennett	Norman Peterson Ind Chem Endowed
Norris & Irene Johnson Endowed Scholarship	North American Htd. & A/C (HARDI)
Northern Chapter MI Soc of Professional Surveyors	Northern Michigan Road Commission Scholarship
Nursing Development Endowment Scholarship	
O.B. Davenport Scholarship	O'Brien, Quy Scholarship
Oakland Area Scholarship	Oldfield Family Educational
One-Hour HVACR Annual	Opportunity Ferris Cares-A&S
Opportunity Ferris Cares-CAHS	Opportunity Ferris Cares-CEHS
Opportunity Ferris Cares-CET	Opportunity Ferris Cares-COB
Opportunity Ferris Cares-MCO	Opportunity Ferris Cares-PHARM
Orville Hoffman Scholarship	Oswald Rossi Scholarship
Otto Kemptner Memorial Endowed Scholarship	Outer Drive Hospital Auxiliary Scholarship

## GENERAL INFORMATION

### **EDUCATIONAL GRANTS AND SCHOLARSHIPS**

Paul E. Borton Memorial Scholarship  
Pharmacists Mutual Scholarship Award  
Pharmacy Dean's Scholarship  
Phillip & Sylvia Frederickson Scholarship  
Phy Science Fac/Staff  
Praxir Scholarship  
Promesa Scholars End Scholarship  
Puterbaugh Scholarship

Quality Air Annual

R & N Phelps Family  
Rautiola PTM Scholarship  
Raymond Kenyon Scholarship  
Reginald & Vivian Sharkey Scholarship  
Retail Contractors Assoc  
Rex Dew Memorial Textbook Fund  
Richard & Dawn Antonini Endowed  
Richard Hurst Endowed Scholarship  
Richard Shaw Football Endowed  
Richard Shaw & Fredrick Jones Endowed  
Richard Sturm Memorial  
Richard Veazey  
Robert & Barbara Martin  
Robert & Frances Friar Annual Pharmacy Scholar.  
Robert & Jean Olson Scholarship  
Robert Brand Memorial Scholarship  
Robert Buchdahl Memorial Award  
Robert Dougan Memorial  
Robert Friar Honorary Biology Scholarship  
Robert Tenney  
Robert Williams Scholarship  
Roger & Debra Card Wildlife Scholarship  
RoMan Mfg/IRO Auto End Scholarship  
Rought Surveying Scholarship  
Ruby MacNeill Endowed Memorial  
Runners Memorial Scholarship  
Russell G. Merithew Scholarship  
Ryan Matthew Clark

Samuels Family Annual  
Scott Sanders  
Scott Whitener Memorial Scholarship  
Seaman's Mechanical Endowed Scholarship  
Shaw/Jones Endowed Scholarship  
Shopko Pharmacy Scholarship Award  
Social Work Emeriti & Fac  
Stanley Dean Memorial Endowed Scholarship  
Stauffer, MG & PW (fka Upper Division)  
Stephen E Martin Memorial Award  
Student Senator Scholarship  
Susan Greene Memorial Scholarship

Paul Winfred Owens Scholarship  
Pharmacy Alumni Scholarship  
Phi Sigma Kappa Emerging Leader  
Phillips Family Award For leaders  
Plastics & Polymer Eng  
Prism Writing Annual Contest Scholarship  
Prof Rolland Hicks & Leonard Zimmerman

Randy & Peggy Seaman Scholarship  
Ray Helsing Men's CC & Track Scholarship  
Reed City FSU Distinguished Alumni Scholarship  
RESPY Pharmacy Scholarship  
Rettell Family Scholarship  
Rhein Chemie Scholarship  
Richard & Ruth Santer Veterans Scholarship  
Richard Hunter Scholarship  
Richard Johnson Accountancy Scholarship  
Richard Shaw HVACR Endowed  
Rick Rodenhouse Memorial Scholarship  
Rite-Aid Junior Scholarship Award  
Robert & Frances Friar Annual Optometry Scholarship  
Robert & Frances Friar Social Science Annual  
Robert & Judith Scranton Scholarship  
Robert Brauer Award  
Robert Burtch Scholarship  
Robert Friar Grandchildren  
Robert Hendricks Memorial Scholarship  
Robert VanHoven Memorial Award  
Roberta Teahen Univ. Center for Extended Learning  
Rolland L. Hicks Endowed Scholarship  
Ron Strohkirh  
Rowe Incorporated Scholarship  
Rumsey Memorial Scholarship  
Russell & Avis Gerber Endowed Scholarship  
Ruth L. Shattuck Scholarship  
Ryan McCandless Memorial

Sarangapani Mukundan  
Scott Schultz Excellence Scholarship  
Searle Pharmacy Scholarship  
Seifferlein & Lusk Golf Team  
Sherman Throop Memorial Scholarship  
Smith/Taylor/Malloy Scholarship  
Spectrum Health BR Hosp.Aux (fka Mec. Cnty Med Cen.)  
Statewide & Online Edw (fka Off Campus Edw)  
Steckschulte Printing & Imaging Technology  
Steven Brown Memorial Scholarship  
Susan & Ernest Wenger Endowed  
Susan Marie Edwards Scholarship

**EDUCATIONAL GRANTS AND SCHOLARSHIPS**

T & T Town End Scholarship  
Taggart & Lisa Town Sustainable Construction  
Technology in Optometry Scholarship  
Terry Nerbonne School of CJ Endowed  
Thomas & Marcia Scholler  
Thomas Reuther Scholarship  
Thompson Foundation Scholarship  
TJ Amick Memorial Endw– Kendall Scholarship  
Tom & Molly Charles Scholarship  
Toyota Scholarship  
Trevor Slot Memorial

TAC Automotive Group Scholarship  
Target Pharmacy Scholarship  
Ted Kuzma Football Annual  
Theta Alpha Sigma Scholarship  
Thomas Johnston  
Thomas Sobota Memorial Scholarship  
Tingley & Associates Scholarship  
Todd & Tami Jacobs  
Totten Family Hockey  
Trent Eekhoff Mem End Scholarship

UA Local 85 Plumbers, Steamfitters & HVACR Endw. Upper Peninsula MPA Scholarship

VandenBos Family Endowed  
VG's Scholarship  
Vision Service Plan Academic Scholarship

Vanderlaan Leadership Award  
Virginia Shepler Annual  
Violet Gambotto Endowed

W & B Yound Endowed Scholarship  
W.C. Judson Scholarship  
W. J. Stevenson Scholarship Fund  
Walgreen Scholarship  
Wal-Mart Pharmacy Scholarship  
Wanda Butler Memorial Award  
Weeks-Lakin Optometry Scholarship  
Welding Competition Scholarship  
West Michigan Credit Union Scholarship  
Whitehead Memorial Scholarship  
William & Marjorie Linebaugh  
Willis J. Heyl Award in Pharmacognosy  
Wm Donahue Voc. Music  
Woolpert LLP Scholarship

W & R Sanders Endowed  
W.D. Cramer Mem End Scholarship  
W.S. Garrison Scholarship  
Wal-Mart Optical Scholarship  
Walter Ritchie Endowed  
Warren & Beverly Parker Scholarship Endowment  
Welcome Back Picnic Scholarship  
Weller Family Annual  
West Michigan Mechanical Contractors Scholarship  
Whitney HCS Entrepreneurial Pharmacy  
Wildern Family Scholarship  
William Dengler  
WM Merle Morris Endowed Scholarship

Young/Behler Young End Scholarship

Zakov Family Endowed Scholarship



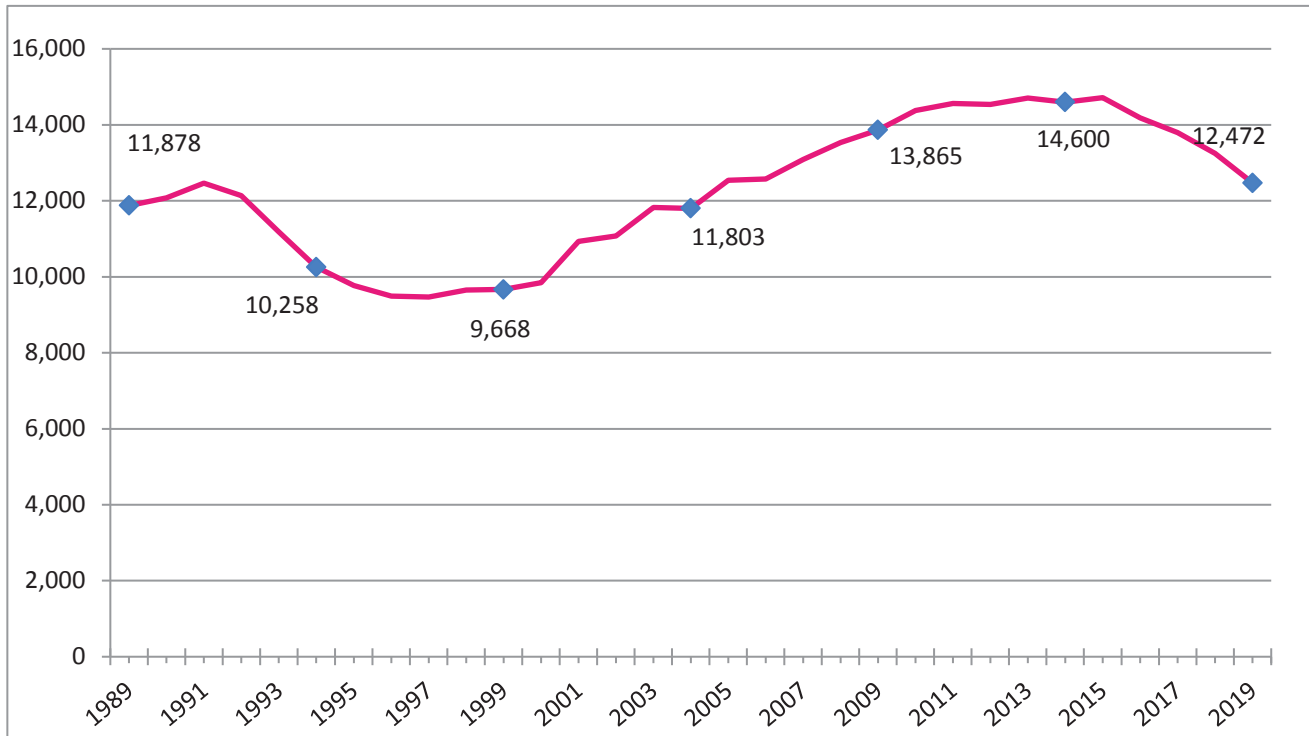
**EDUCATIONAL GRANTS AND SCHOLARSHIPS**

**INSTITUTIONAL LOANS**

Abigail Timme Endowed Student Loan Fund  
Alden W. Brown Student Loan Fund  
Alma Lidell Tufveson Memorial Loan Fund  
Alumni Student Loan Fund  
Arthur E. Ormsbee Memorial Loan Fund  
Asian Student Loan  
Augusta Taisey Memorial Loan Fund  
Bush Memorial Loan  
Campbell Loan  
Carlisle Memorial Fund  
Carlton G. Ferris Student Loan Fund  
Charles E. Schell Foundation Loan Fund  
Charles S. Neithercut Student Loan Fund  
College of Business Memorial Loan Fund  
Dingman, William E. Loan  
Discretionary Loan Fund  
Donald Rankin Loan  
Dr. Glenn Bond Memorial Loan Fund  
Dr. Henry Lowsma Memorial Loan Fund  
Dr. Ralph Pino Memorial Loan Fund  
Earl H. McCormick Memorial Loan Fund  
Fern & William Brown Loan Fund  
Fern R. Holden Student Loan Fund  
France Vedder Loan  
Francis R. Piper Loan Fund  
Fred W. Swan Memorial Student Assistance Fund  
George Berden Loan  
Geraldine MacGregor Loan Fund  
Gerrit Masselink Memorial Loan Fund  
Graphic Art Loan Fund  
Heinonen Memorial Loan  
Helena Paris Loan Fund  
Jay Oviatt Pharmacy Student Loan Fund  
Kappa Alpha Psi Loan  
Kenneth Spoerk Memorial Loan Fund  
Kuhlman & Greene Memorial Loan  
Labroff Business Assistance Loan  
Lee Cookson Loan  
Lithocrafters and Bookcrafters Loan Fund  
Louis Fishman Loan  
Louis Legg Loan  
M. Louis Fishman Memorial Loan Fund  
Max E. Smith Memorial Loan Fund  
Michigan Pest Control Loan  
MI Federation of Women's Clubs Student Loan  
Nancy Ingall Memorial Loan Fund  
Orville Plank Memorial Loan Fund  
Pharmacy Alumni Loan  
Pharmacy Emergency Loan  
Ralston M. Wylie Student Loan Fund  
Raymond and Vida Sines Memorial Fund  
Raymond W. Starr Student Loan Fund  
Regina L. Stevenson Holt Memorial Loan Fund  
Richard Faber Loan  
Robert and Gertrude Burns Memorial Loan Fund  
Roger Allen Student Assistance Fund  
Ronald M. Solomon Memorial Loan Fund  
Special Loan Fund  
Steve Bordano Memorial Loan Fund  
Trippensee Memorial Loan  
Vandercook Loan  
Victor Spathelf Loan  
Walter Armbruster Memorial Loan Fund  
Walter H. Gillette Memorial Loan Fund  
Whalen-Rex End Scholarship  
William C. Moore Memorial Loan Fund  
William Lane Memorial Loan  
William O. Wolfinger Memorial Loan Fund  
Wolverine Club Student Loan Fund

# ENROLLMENT

**TOTAL HEADCOUNT ENROLLMENT**

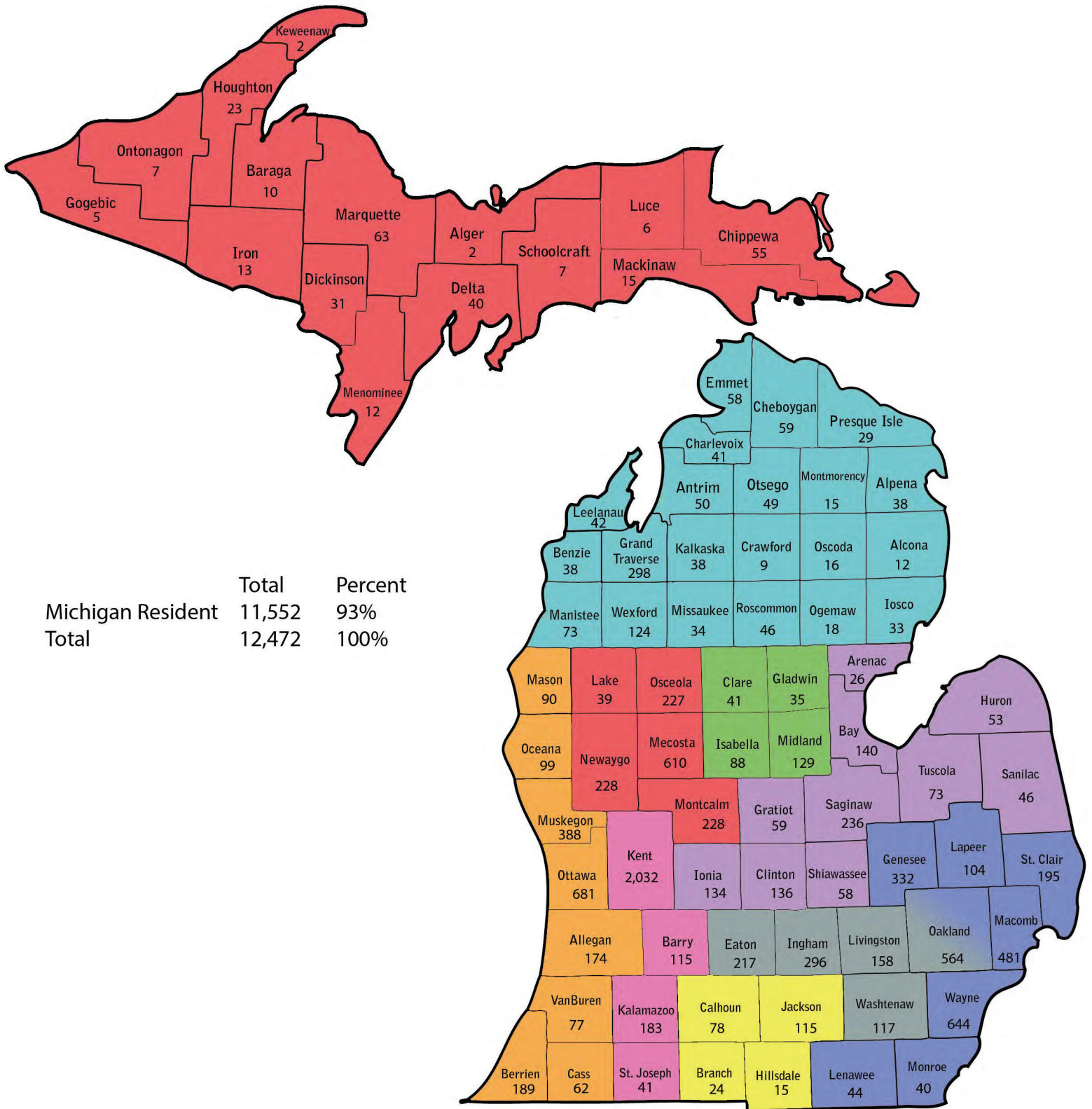


**FALL ENROLLMENT 1989 - 2019**

<b>1989</b>	11,878	<b>2005</b>	12,540
<b>1990</b>	12,076	<b>2006</b>	12,575
<b>1991</b>	12,461	<b>2007</b>	13,087
<b>1992</b>	12,134	<b>2008</b>	13,532
<b>1993</b>	11,188	<b>2009</b>	13,865
<b>1994</b>	10,258	<b>2010</b>	14,381
<b>1995</b>	9,767	<b>2011</b>	14,560
<b>1996</b>	9,495	<b>2012</b>	14,533
<b>1997</b>	9,468	<b>2013</b>	14,707
<b>1998</b>	9,651	<b>2014</b>	14,600
<b>1999</b>	9,668	<b>2015</b>	14,715
<b>2000</b>	9,847	<b>2016</b>	14,187
<b>2001</b>	10,930	<b>2017</b>	13,798
<b>2002</b>	11,074	<b>2018</b>	13,250
<b>2003</b>	11,822	<b>2019</b>	12,472
<b>2004</b>	11,803		

Source: Office of Institutional Research & Testing

# FALL 2019 ENROLLMENT BY COUNTY





ENROLLMENT**FALL 2019 MICHIGAN ENROLLMENT BY COUNTY**

Alcona	12	Lake	39
Alger	2	Lapeer	104
Allegan	174	Leelanau	42
Alpena	38	Lenawee	44
Antrim	50	Livingston	158
Arenac	26	Luce	6
Baraga	10	Mackinac	15
Barry	115	Macomb	481
Bay	140	Manistee	73
Benzie	38	Marquette	63
Berrien	189	Mason	90
Branch	24	Mecosta	610
Calhoun	78	Menominee	12
Cass	62	Midland	129
Charlevoix	41	Missaukee	34
Cheboygan	59	Monroe	40
Chippewa	55	Montcalm	228
Clare	41	Montmorency	15
Clinton	136	Muskegon	388
Crawford	9	Newaygo	228
Delta	40	Oakland	564
Dickinson	31	Oceana	99
Eaton	217	Ogemaw	18
Emmet	58	Ontonagon	7
Genesee	332	Osceola	227
Gladwin	35	Oscoda	16
Gogebic	5	Otsego	49
Grand Traverse	298	Ottawa	681
Gratiot	59	Presque Isle	29
Hillsdale	15	Roscommon	46
Houghton	23	Saginaw	236
Huron	53	St. Clair	195
Ingham	296	St. Joseph	41
Ionia	134	Sanilac	46
Iosco	33	Schoolcraft	7
Iron	13	Shiawassee	58
Isabella	88	Tuscola	73
Jackson	115	Van Buren	77
Kalamazoo	183	Washtenaw	117
Kalkaska	38	Wayne	644
Kent	2,032	Wexford	124
Keweenaw	2		
		<b>TOTAL</b>	<b>11,552</b>

Source: Office of Institutional Research &amp; Testing

## FALL 2019 ENROLLMENT BY STATE & BY COUNTRY

### NON-MICHIGAN STUDENTS BY STATE AND TERRITORIES

Alabama	1	Illinois	219	Nebraska	3	Rhode Island	1
Alaska	2	Indiana	85	Nevada	2	South Carolina	3
Arizona	10	Iowa	8	New Hampshire	3	South Dakota	1
Arkansas	0	Kansas	9	New Jersey	10	Tennessee	4
California	25	Kentucky	4	New Mexico	1	Texas	35
Colorado	8	Louisiana	0	New York	18	Utah	1
Connecticut	8	Maine	1	North Carolina	14	Vermont	0
Delaware	1	Maryland	6	North Dakota	4	Virginia	13
District of Columbia	0	Massachusetts	5	Ohio	67	Virgin Islands	1
Florida	32	Minnesota	14	Oklahoma	2	Washington	6
Georgia	11	Mississippi	3	Oregon	3	West Virginia	0
Hawaii	2	Missouri	5	Pennsylvania	15	Wisconsin	53
Idaho	1	Montana	0	Puerto Rico	0	Wyoming	0
						Unidentified	12
						<b>TOTAL</b>	<b>732</b>
						<b>TOTAL STATES AND TERRITORIES</b>	<b>44</b>

### INTERNATIONAL STUDENTS BY COUNTRY

<b><u>Australia</u></b>	<b><u>1</u></b>	Hong Kong	1	Bahrain	1	Grenada	1
Australia	1	India	9	<b><u>Europe</u></b>	<b><u>18</u></b>	Unidentified	2
<b><u>New Zealand</u></b>	<b><u>1</u></b>	Indonesia	3	Albania	1	<b><u>South America</u></b>	<b><u>4</u></b>
New Zealand	1	Iran	1	Finland	1	Brazil	3
<b><u>Africa</u></b>	<b><u>10</u></b>	Japan	4	German Demo Repub	1	Peru	1
Algeria	1	Kazakhstan	1	Germany	5		
Botswana	2	Pakistan	1	Netherlands	5		
Ghana	1	Philippines	1	Spain	2		
Madagascar	1	Lebanon	1	Sweden	1		
Nigeria	3	Saudi Arabia	29	United Kingdom	1		
Sudan	1	South Korea	14	France	1		
Rwanda	1	Thailand	1	<b><u>North America</u></b>	<b><u>37</u></b>		
<b><u>Asia</u></b>	<b><u>120</u></b>	Vietnam	8	Belize	1		
China	41	Nepal	1	Canada	33		
						<b>TOTAL</b>	<b>188</b>
						<b>TOTAL COUNTRIES</b>	<b>39</b>

Source: Office of Institutional Research & Testing

ENROLLMENT

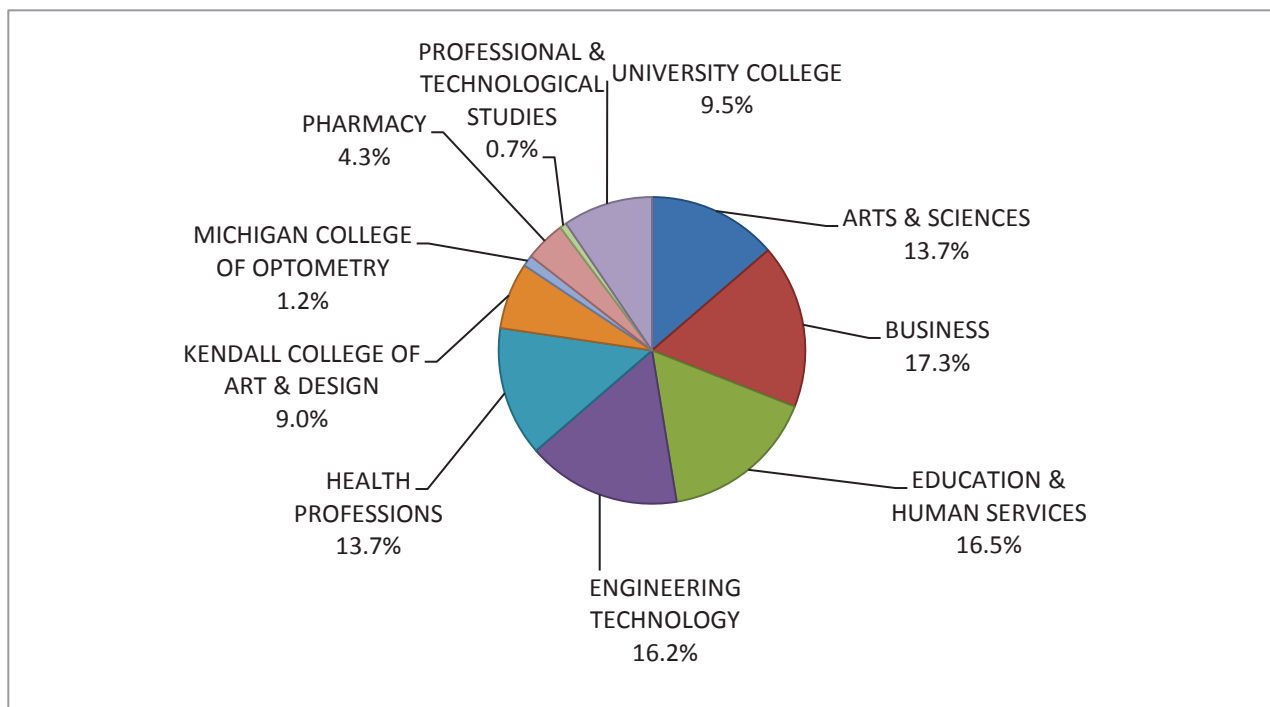
**5-YEAR ENROLLMENT BY COLLEGE  
FALL SEMESTER**

<b><u>COLLEGE</u></b>	<b><u>2015-16</u></b>	<b><u>2016-17</u></b>	<b><u>2017-18</u></b>	<b><u>2018-19</u></b>	<b><u>2019-20</u></b>
ARTS & SCIENCES	1,874	1,766	1,783	1,738	1,706
BUSINESS	2,784	2,657	2,494	2,384	2,157
EDUCATION & HUMAN SERVICES	2,306	2,156	2,133	2,121	2,052
ENGINEERING TECHNOLOGY	2,188	2,197	2,121	2,096	2,024
HEALTH PROFESSIONS	2,287	2,168	2,007	1,828	1,707
KENDALL COLLEGE OF ART & DESIGN	1,328	1,214	1,071	1,011	875
MICHIGAN COLLEGE OF OPTOMETRY	146	148	149	148	146
PHARMACY	598	581	565	576	533
PROFESSIONAL & TECHNOLOGICAL STUDIES	70	98	105	121	90
UNIVERSITY COLLEGE	1,134	1,202	1,370	1,227	1,182
<b>TOTAL</b>	<b>14,715</b>	<b>14,187</b>	<b>13,798</b>	<b>13,250</b>	<b>12,472</b>

Source: Office of Institutional Research & Testing



**PERCENT OF STUDENTS BY COLLEGE  
FALL SEMESTER 2019**



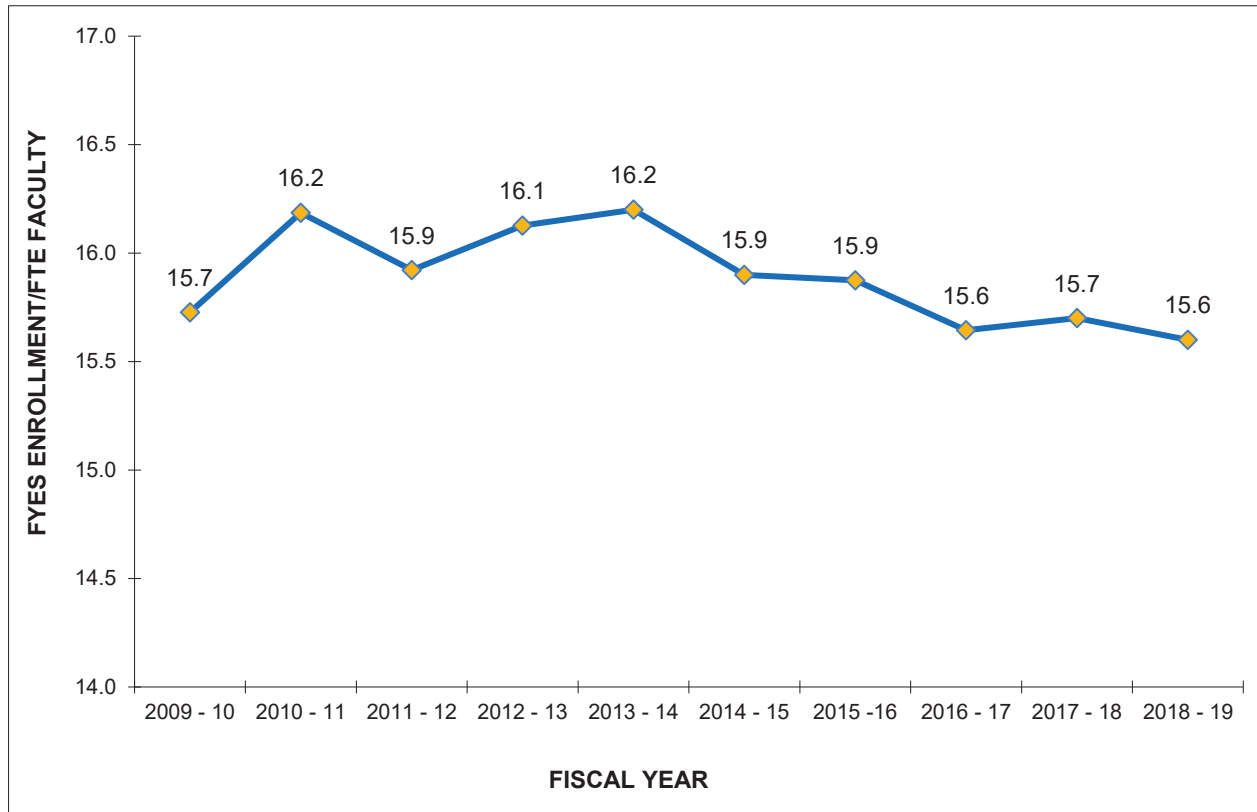
**STUDENT ENROLLMENT BY COLLEGE**

ARTS & SCIENCES	1,706
BUSINESS	2,157
EDUCATION & HUMAN SERVICES	2,052
ENGINEERING TECHNOLOGY	2,024
HEALTH PROFESSIONS	1,707
KENDALL COLLEGE OF ART & DESIGN	875
MICHIGAN COLLEGE OF OPTOMETRY	146
PHARMACY	533
PROFESSIONAL & TECHNOLOGICAL STUDIES	90
UNIVERSITY COLLEGE	1,182
<b>TOTAL</b>	<b>12,472</b>

Source: Office of Institutional Research & Testing

ENROLLMENT

**FULL-YEAR EQUATED STUDENT (FYES) ENROLLMENT PER  
FULL-TIME EQUATED (FTE) FACULTY  
2009 - 10 to 2018 - 19**



**STUDENT - FACULTY RATIO**

	<u>FYES</u>	<u>FTE</u>	<u>RATIO</u>
<b>2009 - 10</b>	11,791	749.75	15.7
<b>2010 - 11</b>	12,076	746.08	16.2
<b>2011 - 12</b>	12,215	767.17	15.9
<b>2012 - 13</b>	12,204	756.73	16.1
<b>2013 - 14</b>	12,142	747.53	16.2
<b>2014 - 15</b>	12,131	759.96	15.9
<b>2015 - 16</b>	12,125	763.79	15.9
<b>2016 - 17</b>	11,636	743.76	15.6
<b>2017 - 18</b>	11,251	716.51	15.7
<b>2018 - 19</b>	10,758	690.98	15.6

Source: State of Michigan HEIDI Database, Budget Office

## ENROLLMENT SUMMARY FALL 2019

	<u>FULL-TIME</u>		<u>PART-TIME</u>		<u>TOTAL</u>
UNDERGRADUATE STUDENTS	7,779	70%	3,405	30%	11,184
GRADUATE STUDENTS	156	30%	363	70%	519
GRADUATE PROFESSIONAL PRACTICE	665	98%	14	2%	679
DOCTORATE STUDENTS	87	97%	3	3%	90
ALL STUDENTS	8,687	70%	3,785	30%	12,472

	<u>MEN</u>		<u>WOMEN</u>		<u>TOTAL</u>
TOTAL FULL-TIME	4,185	48%	4,502	52%	8,687
TOTAL PART-TIME	1,546	41%	2,239	59%	3,785
TOTALS	5,731	46%	6,741	54%	12,472

	<u>FALL 2017</u>	<u>FALL 2018</u>	<u>FALL 2019</u>
FTIAC'S * (First Time In Any College)	1,827	1,888	1,897
DUAL ENROLLED CONTINUING	152	177	177
DUAL ENROLLED FTIAC	723	636	553
READMITS	393	371	381
TRANSFERS**	1,253	1,232	1,123
GRAD/PROFESSIONAL ADMIT **	341	305	324
CONTINUING	9,102	8,636	8,011
GUEST	7	5	6
TOTAL	13,798	13,250	12,472

<u>NEW FRESHMEN (FTIAC'S)</u>	<u>FALL 2017</u>	<u>FALL 2018</u>	<u>FALL 2019</u>
APPLIED (completed applications)	9,849	10,209	9,149
ADMITTED	7,317	8,277	7,934
ENROLLED	1,827	1,888	1,897
RATIO of ENROLLED to ADMITTED	0.25	0.23	0.24

	<u>FALL 2017</u>	<u>FALL 2018</u>	<u>FALL 2019</u>
TOTAL	13,798	13,250	12,472
ON-LINE	1,005	944	861
KENDALL	1,071	1,011	875
OFF CAMPUS	1,854	1,742	1,561
BIG RAPIDS	9,868	9,553	9,175
IN RESIDENCE HALLS	2,432	2,629	2,822
IN APARTMENTS	414	427	420
IN SUITES	292	300	297
COMMUTERS	6,730	6,197	5,636

\* Includes all students, F-T, P-T, degree-seeking and non-degree-seeking.

\*\* Prior to Fall 2019 Grad/Professional Admits (new to report as of F19) were included with "Transfers".

Source: Office of Institutional Research & Testing

ENROLLMENT

Enrollment Summary by College  
On/Off/On-Line/Kendall & Gender

College	Fall 2018			Fall 2019		
	Female	Male	Total	Female	Male	Total
<b>Arts &amp; Sciences</b>	<b>1,136</b>	<b>602</b>	<b>1,738</b>	<b>1,119</b>	<b>587</b>	<b>1,706</b>
On-Campus	1,069	578	1,647	1,049	567	1,616
Off-Campus	42	8	50	53	7	60
On-Line	25	16	41	17	13	30
<b>Business</b>	<b>1,074</b>	<b>1,310</b>	<b>2,384</b>	<b>954</b>	<b>1,203</b>	<b>2,157</b>
On-Campus	720	1,016	1,736	629	935	1,564
Off-Campus	245	223	468	203	189	392
On-Line	109	71	180	122	79	201
<b>Education &amp; Human Services</b>	<b>1,141</b>	<b>980</b>	<b>2,121</b>	<b>1,106</b>	<b>946</b>	<b>2,052</b>
On-Campus	615	640	1,255	621	656	1,277
Off-Campus	524	331	855	482	284	766
On-Line	2	9	11	3	6	9
<b>Engineering Technology</b>	<b>223</b>	<b>1,873</b>	<b>2,096</b>	<b>240</b>	<b>1,784</b>	<b>2,024</b>
On-Campus	188	1,558	1,746	206	1,492	1,698
Off-Campus	32	209	241	30	201	231
On-Line	3	106	109	4	91	95
<b>Health Professions</b>	<b>1,593</b>	<b>235</b>	<b>1,828</b>	<b>1,495</b>	<b>212</b>	<b>1,707</b>
On-Campus	1,012	153	1,165	997	133	1,130
Off-Campus	49	11	60	41	10	51
On-Line	532	71	603	457	69	526
<b>Kendall College Of Art &amp; Design</b>	<b>709</b>	<b>302</b>	<b>1,011</b>	<b>652</b>	<b>223</b>	<b>875</b>
Kendall	709	302	1,011	652	223	875
<b>Michigan College Of Optometry</b>	<b>84</b>	<b>64</b>	<b>148</b>	<b>90</b>	<b>56</b>	<b>146</b>
On-Campus	84	64	148	90	56	146
<b>Pharmacy</b>	<b>306</b>	<b>270</b>	<b>576</b>	<b>295</b>	<b>238</b>	<b>533</b>
On-Campus	306	270	576	295	238	533
<b>Professional &amp; Technological Studies</b>	<b>80</b>	<b>41</b>	<b>121</b>	<b>53</b>	<b>37</b>	<b>90</b>
On-Campus	32	21	53	17	12	29
Off-Campus	48	20	68	36	25	61
<b>University College</b>	<b>784</b>	<b>443</b>	<b>1,227</b>	<b>737</b>	<b>445</b>	<b>1,182</b>
On-Campus	784	443	1,227	737	445	1,182
<b>University Total</b>	<b>7,130</b>	<b>6,120</b>	<b>13,250</b>	<b>6,741</b>	<b>5,731</b>	<b>12,472</b>
On-Campus	4,810	4,743	9,553	4,641	4,534	9,175
Off-Campus	940	802	1,742	845	716	1,561
On-Line	671	273	944	603	258	861
Kendall	709	302	1,011	652	223	875

Source: Office of Institutional Research & Testing

## ENROLLMENT SUMMARY BY COLLEGE FALL 2019

### ARTS & SCIENCES

	<u>FULL-TIME</u>		<u>PART-TIME</u>		<u>TOTAL</u>
UNDERGRADUATE STUDENTS	1,428	89%	185	11%	1,613
GRADUATE STUDENTS	48	52%	45	48%	93
ALL STUDENTS	1,476	87%	230	13%	1,706

	<u>MEN</u>		<u>WOMEN</u>		<u>TOTAL</u>
TOTAL FULL-TIME	515	35%	961	65%	1,476
TOTAL PART-TIME	72	31%	158	69%	230
TOTALS	602	35%	1,119	65%	1,721

	<u>FALL 2017</u>	<u>FALL 2018</u>	<u>FALL 2019</u>
FTIAC'S * (First Time In Any College)	344	367	388
READMITS	44	43	58
TRANSFERS	178	154	138
CONTINUING	1,215	1,174	1,122
Dual Enrolled Continuing**	2	0	0
GUEST	0	0	0
TOTAL	1,783	1,738	1,706

<u>FRESHMEN</u>	<u>FALL 2017</u>	<u>FALL 2018</u>	<u>FALL 2019</u>
APPLIED	2,079	2,173	2,027
ADMITTED	1,560	1,770	1,750

### BUSINESS

	<u>FULL-TIME</u>		<u>PART-TIME</u>		<u>TOTAL</u>
UNDERGRADUATE STUDENTS	1,466	71%	607	29%	2,073
GRADUATE STUDENTS	11	13%	73	87%	84
ALL STUDENTS	1,477	68%	680	32%	2,157

	<u>MEN</u>		<u>WOMEN</u>		<u>TOTAL</u>
TOTAL FULL-TIME	840	57%	637	43%	1,477
TOTAL PART-TIME	363	53%	317	47%	680
TOTALS	1,203	56%	954	44%	2,157

	<u>FALL 2017</u>	<u>FALL 2018</u>	<u>FALL 2019</u>
FTIAC'S * (First Time In Any College)	291	296	295
READMITS	78	79	79
TRANSFERS	307	281	256
CONTINUING	1,818	1,728	1,527
GUEST	0	0	0
TOTAL	2,494	2,384	2,157

<u>FRESHMEN</u>	<u>FALL 2017</u>	<u>FALL 2018</u>	<u>FALL 2019</u>
APPLIED	1,572	1,678	1,508
ADMITTED	1,131	1,339	1,273

\* Includes F-T and P-T FTIACS

\*\* MISCoded Fall 2017

Source: Office of Institutional Research & Testing

ENROLLMENT

ENROLLMENT SUMMARY BY COLLEGE  
FALL 2019

EDUCATION & HUMAN SERVICES

	<u>FULL-TIME</u>		<u>PART-TIME</u>		<u>TOTAL</u>
UNDERGRADUATE STUDENTS	1,259	65%	687	35%	1,946
GRADUATE STUDENTS	15	14%	91	86%	106
ALL STUDENTS	1,274	62%	778	38%	2,052

	<u>MEN</u>		<u>WOMEN</u>		<u>TOTAL</u>
TOTAL FULL-TIME	628	49%	646	51%	1,274
TOTAL PART-TIME	318	41%	460	59%	778
TOTALS	946	46%	1,106	54%	2,052

	<u>FALL 2017</u>	<u>FALL 2018</u>	<u>FALL 2019</u>
FTIAC'S * (First Time In Any College)	256	290	256
READMITS	80	69	79
TRANSFERS	337	319	320
CONTINUING	1,459	1,443	1,397
Dual Enrolled Continued**	1	0	0
GUEST	0	0	0
TOTAL	2,133	2,121	2,052

<u>FRESHMEN</u>	<u>FALL 2017</u>	<u>FALL 2018</u>	<u>FALL 2019</u>
APPLIED	1,333	1,411	1,239
ADMITTED	944	1,102	1,048

ENGINEERING TECHNOLOGY

	<u>FULL-TIME</u>		<u>PART-TIME</u>		<u>TOTAL</u>
UNDERGRADUATE STUDENTS	1,584	78%	440	22%	2,024
ALL STUDENTS	1,584	78%	440	22%	2,024

	<u>MEN</u>		<u>WOMEN</u>		<u>TOTAL</u>
TOTAL FULL-TIME	1,392	88%	192	12%	1,584
TOTAL PART-TIME	392	89%	48	11%	440
TOTALS	1,784	88%	240	12%	2,024

	<u>FALL 2017</u>	<u>FALL 2018</u>	<u>FALL 2019</u>
FTIAC'S * (First Time In Any College)	260	292	306
READMITS	46	48	46
TRANSFERS	212	244	235
CONTINUING	1,603	1,512	1,437
GUEST	0	0	0
TOTAL	2,121	2,096	2,024

<u>FRESHMEN</u>	<u>FALL 2017</u>	<u>FALL 2018</u>	<u>FALL 2019</u>
APPLIED	1,048	1,060	980
ADMITTED	746	840	830

\* Includes F-T and P-T FTIACS

\*\*Miscoded Fall 2017

Source: Office of Institutional Research & Testing

## ENROLLMENT SUMMARY BY COLLEGE FALL 2019

### HEALTH PROFESSIONS

	<u>FULL-TIME</u>		<u>PART-TIME</u>		<u>TOTAL</u>
UNDERGRADUATE STUDENTS	988	64%	550	36%	1,538
GRADUATE STUDENTS	36	21%	133	79%	169
ALL STUDENTS	1,024	60%	683	40%	1,707

	<u>MEN</u>		<u>WOMEN</u>		<u>TOTAL</u>
TOTAL FULL-TIME	123	12%	901	88%	1,024
TOTAL PART-TIME	89	13%	594	87%	683
TOTALS	212	12%	1,495	88%	1,707

	<u>FALL 2017</u>	<u>FALL 2018</u>	<u>FALL 2019</u>
FTIAC'S * (First Time In Any College)	180	193	227
READMITS	91	88	84
TRANSFERS	204	216	195
CONTINUING	1,532	1,331	1,201
GUEST	0	0	0
TOTAL	2,007	1,828	1,707

<u>FRESHMEN</u>	<u>FALL 2017</u>	<u>FALL 2018</u>	<u>FALL 2019</u>
APPLIED	1,219	1,279	1,122
ADMITTED	817	958	969

### KENDALL COLLEGE OF ART & DESIGN

	<u>FULL-TIME</u>		<u>PART-TIME</u>		<u>TOTAL</u>
UNDERGRADUATE STUDENTS	550	68%	258	32%	808
GRADUATE STUDENTS	46	69%	21	31%	67
ALL STUDENTS	596	68%	279	32%	875

	<u>MEN</u>		<u>WOMEN</u>		<u>TOTAL</u>
TOTAL FULL-TIME	167	28%	429	72%	596
TOTAL PART-TIME	56	20%	223	80%	279
TOTALS	223	25%	652	75%	875

	<u>FALL 2017</u>	<u>FALL 2018</u>	<u>FALL 2019</u>
FTIAC'S * (First Time In Any College)	107	99	73
Dual Enrolled Continuing	32	40	44
Dual Enrolled FTIAC's	107	99	68
READMITS	21	22	16
TRANSFERS	93	97	82
CONTINUING	707	650	588
GUEST	4	4	4
TOTAL	1,071	1,011	875

<u>FRESHMEN</u>	<u>FALL 2017</u>	<u>FALL 2018</u>	<u>FALL 2019</u>
APPLIED	221	213	173
ADMITTED	146	173	131

\* Includes F-T and P-T FTIACS

Source: Office of Institutional Research & Testing

## ENROLLMENT SUMMARY BY COLLEGE FALL 2019

### MICHIGAN COLLEGE OF OPTOMETRY

	<u>FULL-TIME</u>		<u>PART-TIME</u>		<u>TOTAL</u>
GRADUATE PROFESSIONAL PRACTICE	146	100%	0	0%	146
ALL STUDENTS	146	100%	0	0%	146

	<u>MEN</u>		<u>WOMEN</u>		<u>TOTAL</u>
TOTAL FULL-TIME	56	38%	90	62%	146
TOTAL PART-TIME	0	0%	0	0%	0
TOTALS	56	38%	90	62%	146

	<u>FALL 2017</u>	<u>FALL 2018</u>	<u>FALL 2019</u>
TRANSFERS	38	37	38
CONTINUING	111	111	108
TOTAL	149	148	146

<u>PROFESSIONAL</u>	<u>FALL 2017</u>	<u>FALL 2018</u>	<u>FALL 2019</u>
APPLIED	177	194	221
ADMITTED <sup>1</sup>	55	55	67

### PHARMACY

	<u>FULL-TIME</u>		<u>PART-TIME</u>		<u>TOTAL</u>
GRADUATE PROFESSIONAL PRACTICE	519	97%	14	3%	533
ALL STUDENTS	519	97%	14	3%	533

	<u>MEN</u>		<u>WOMEN</u>		<u>TOTAL</u>
TOTAL FULL-TIME	233	45%	286	55%	519
TOTAL PART-TIME	5	36%	9	64%	14
TOTALS	238	45%	295	55%	533

	<u>FALL 2017</u>	<u>FALL 2018</u>	<u>FALL 2019</u>
READMITS	1	3	1
TRANSFERS	143	139	120
CONTINUING	421	434	412
GUEST	0	0	0
TOTAL	565	576	533

<u>PROFESSIONAL</u>	<u>FALL 2017</u>	<u>FALL 2018</u>	<u>FALL 2019</u>
APPLIED	404	377	280
ADMITTED <sup>2</sup>	187	192	143

\* Includes F-T and P-T FTIACS

<sup>1</sup> From Optomcas system

<sup>2</sup> From Pharmcas system

Source: Office of Institutional Research & Testing



## ENROLLMENT SUMMARY BY COLLEGE FALL 2019

### PROFESSIONAL & TECHNOLOGICAL STUDIES

	<u>FULL-TIME</u>		<u>PART-TIME</u>		<u>TOTAL</u>
DOCTORATE STUDENTS	87	97%	3	3%	90
ALL STUDENTS	87	97%	3	3%	90

	<u>MEN</u>		<u>WOMEN</u>		<u>TOTAL</u>
TOTAL FULL-TIME	36	41%	51	59%	87
TOTAL PART-TIME	1	1%	2	0%	3
TOTALS	37	41%	53	70%	90

	<u>FALL 2017</u>	<u>FALL 2018</u>	<u>FALL 2019</u>
FTIAC'S * (First Time In Any College)	0	0	0
READMITS	0	0	0
TRANSFERS	2	1	17
CONTINUING	103	120	73
GUEST	0	0	0
TOTAL	105	121	90

<u>FRESHMEN</u>	<u>FALL 2017</u>	<u>FALL 2018</u>	<u>FALL 2019</u>
APPLIED	n/a	n/a	n/a
ADMITTED	n/a	n/a	n/a

### UNIVERSITY COLLEGE

	<u>FULL-TIME</u>		<u>PART-TIME</u>		<u>TOTAL</u>
UNDERGRADUATE STUDENTS	504	43%	678	57%	1,182
ALL STUDENTS	504	43%	678	57%	1,182

	<u>MEN</u>		<u>WOMEN</u>		<u>TOTAL</u>
TOTAL FULL-TIME	195	39%	309	61%	504
TOTAL PART-TIME	250	37%	428	63%	678
TOTALS	445	38%	737	62%	1,182

	<u>FALL 2017</u>	<u>FALL 2018</u>	<u>FALL 2019</u>
FTIAC'S * (First Time In Any College)	389	351	352
Dual Enrolled Continuing	117	137	133
Dual Enrolled FTIAC's	616	537	485
READMITS	32	19	18
TRANSFERS	80	49	46
CONTINUING	133	133	146
GUEST	3	1	2
TOTAL	1,370	1,227	1,182

<u>FRESHMEN</u>	<u>FALL 2017</u>	<u>FALL 2018</u>	<u>FALL 2019</u>
APPLIED	2,374	2,395	2,100
ADMITTED	1,971	2,095	1,933

\* Includes F-T and P-T FTIACS

Source: Office of Institutional Research & Testing

ENROLLMENT

**COMPARATIVE FALL ENROLLMENT REPORT BY COLLEGE**

**Gender by Degree Level**

	<u>WOMEN</u>	<u>MEN</u>	<u>2019 TOTAL</u>	<u>2018 TOTAL</u>
<b>ARTS &amp; SCIENCES</b>	<b>1,119</b>	<b>587</b>	<b>1,706</b>	<b>1,738</b>
Associate Degree	354	187	541	482
Bachelor Degree	679	393	1,072	1,172
Master's Degree	84	7	91	76
Certificate	0	0	0	0
Non-Degree Seeking Graduate	2	3	2	8
<b>BUSINESS</b>	<b>954</b>	<b>1,203</b>	<b>2,157</b>	<b>2,384</b>
Associate Degree	130	165	295	330
Bachelor Degree	776	988	1,764	1,930
Master's Degree	35	44	79	100
Certificate - Graduate	5	0	5	10
Certificate - Undergraduate	8	6	14	14
Non-Degree Seeking Undergraduate	52	48	100	0
<b>EDUCATION &amp; HUMAN SERVICES</b>	<b>1,106</b>	<b>946</b>	<b>2,052</b>	<b>2,121</b>
Associate Degree	204	223	427	453
Bachelor Degree	836	674	1,510	1,551
Master's Degree	54	42	96	88
Non-Degree Seeking Graduate	7	3	10	14
Non-Degree Seeking Undergraduate	5	4	9	15
<b>ENGINEERING TECHNOLOGY</b>	<b>240</b>	<b>1,784</b>	<b>2,024</b>	<b>2,096</b>
Associate Degree	105	788	893	934
Bachelor Degree	135	991	1,126	1,157
Certificate	0	5	5	5
Non-Degree Seeking Undergraduate	0	0	0	0
<b>HEALTH PROFESSIONS</b>	<b>1,495</b>	<b>212</b>	<b>1,707</b>	<b>1,828</b>
Associate Degree	693	76	769	789
Bachelor Degree	613	114	727	829
Master's Degree	154	15	169	171
Certificate - Undergraduate	35	7	42	39
<b>KENDALL</b>	<b>652</b>	<b>223</b>	<b>875</b>	<b>1,011</b>
Bachelor Degree	506	186	692	815
Master's Degree	40	24	64	53
Non-Degree Seeking Graduate	2	1	3	0
Non-Degree Seeking Undergraduate	104	12	116	143
<b>OPTOMETRY</b>	<b>90</b>	<b>56</b>	<b>146</b>	<b>148</b>
O.D. Degree	90	56	146	148
<b>PHARMACY</b>	<b>295</b>	<b>238</b>	<b>533</b>	<b>576</b>
Pharm. D. Degree	295	238	533	576
<b>PROFESSIONAL &amp; TECHNOLOGICAL STUDIES</b>	<b>53</b>	<b>37</b>	<b>90</b>	<b>121</b>
Ed.D. Degree	53	37	90	121
<b>UNIVERSITY COLLEGE</b>	<b>737</b>	<b>445</b>	<b>1,182</b>	<b>1,227</b>
Associate Degree	315	206	521	508
Non-Degree Seeking Undergraduate	422	239	661	719
<b>TOTAL</b>	<b>6,741</b>	<b>5,731</b>	<b>12,472</b>	<b>13,250</b>

Source: Office of Institutional Research & Testing

## ENROLLMENT BY COLLEGE &amp; CLASS LEVEL

College	Fall 2017	Fall 2018	Fall 2019
<b>Arts &amp; Sciences</b>			
Freshmen	385	391	429
Sophomore	381	370	372
Junior	452	391	370
Senior	493	502	442
Graduate	72	84	93
<b>Business</b>			
Freshmen	373	380	377
Sophomore	414	378	325
Junior	515	505	448
Senior	1,100	1,011	923
Graduate	92	110	84
<b>Education &amp; Human Services</b>			
Freshmen	336	390	354
Sophomore	371	343	347
Junior	543	503	479
Senior	792	783	766
Graduate	91	102	106
<b>Engineering Technology</b>			
Freshmen	320	361	365
Sophomore	434	362	421
Junior	494	501	409
Senior	873	872	829
<b>Health Professions</b>			
Freshmen	244	272	309
Sophomore	275	314	310
Junior	302	280	266
Senior	1,020	791	653
Graduate	166	171	169
<b>Kendall College Of Art &amp; Design</b>			
Freshmen	288	284	259
Sophomore	221	192	143
Junior	235	212	191
Senior	273	270	215
Graduate	54	53	67
<b>Michigan College Of Optometry</b>			
Graduate Professional Practice	149	148	146
<b>Pharmacy</b>			
Graduate Professional Practice	565	576	533
<b>Professional &amp; Technological Studies</b>			
Doctorate	105	121	90
<b>University College</b>			
Freshmen	1,246	1,137	1,080
Sophomore	91	69	79
Junior	17	10	13
Senior	16	11	10
<b>University Total</b>			
Freshmen	3,192	3,215	3,173
Sophomore	2,187	2,028	1,997
Junior	2,558	2,402	2,176
Senior	4,567	4,240	3,838
Graduate	475	520	519
Graduate Professional Practice	714	724	679
Doctorate	105	121	90

Source: Office of Institutional Research &amp; Testing

**Ferris State University - Student Enrollment  
Degree and Non-Degree Seeking  
Fall 2015 - Fall 2019**

	<u>Headcount</u>	<u>FTIAC</u>	<u>Transfer</u>	<u>FTE</u>
<b>Fall 2019</b>				
<b>Degree Seeking</b>	11,671	1,892	1,425	9,307
<b>Non-Degree Seeking</b>	801	5	22	202
<b>Total</b>	12,472	1,897	1,447	9,509

<b>Fall 2018</b>				
<b>Degree Seeking</b>	12,351	1,881	1,518	9,774
<b>Non-Degree Seeking</b>	899	0	19	246
<b>Total</b>	13,250	1,881	1,537	10,020

<b>Fall 2017</b>				
<b>Degree Seeking</b>	12,824	1,817	1,558	10,129
<b>Non-Degree Seeking</b>	974	10	36	249
<b>Total</b>	13,798	1,827	1,594	10,378

<b>Fall 2016</b>				
<b>Degree Seeking</b>	13,317	1,823	1,681	10,503
<b>Non-Degree Seeking</b>	870	11	32	220
<b>Total</b>	14,187	1,834	1,713	10,723

<b>Fall 2015</b>				
<b>Degree Seeking</b>	13,925	1,958	1,792	10,936
<b>Non-Degree Seeking</b>	790	18	33	214
<b>Total</b>	14,715	1,976	1,825	11,150

\*Beginning Fall 2014 Dual Enrolled Students are not in the FTIAC count.

**HEADCOUNT ENROLLMENT**  
**By Student Level Full-Time and Part-Time**  
**On/Off/On-Line/Kendall & Gender**  
**FALL 2019**

<b>HEADCOUNT</b>	<b>FULL-TIME</b>		<b>PART-TIME</b>		<b>TOTAL</b>
<b>UNDERGRADUATE STUDENTS</b>	7,779	70%	3,405	30%	11,184
<b>On</b>	6,933	84%	1,358	16%	8,291
<b>Off</b>	237	16%	1,213	84%	1,450
<b>On-Line</b>	59	9%	576	91%	635
<b>Kendall</b>	550	68%	258	32%	808
<b>Female</b>	3,960	67%	1,960	33%	5,920
<b>Male</b>	3,819	73%	1,445	27%	5,264

<b>GRADUATE STUDENTS</b>	156	30%	363	70%	519
<b>On</b>	48	27%	128	73%	176
<b>Off</b>	18	36%	32	64%	50
<b>On-Line</b>	44	19%	182	81%	226
<b>Kendall</b>	46	69%	21	31%	67
<b>Female</b>	115	30%	268	70%	383
<b>Male</b>	41	30%	95	70%	136

<b>GRADUATE PROFESSIONAL PRACTICE</b>	665	98%	14	2%	679
<b>On</b>	665	98%	14	2%	679
<b>Off</b>	0	0%	0	0%	0
<b>On-Line</b>	0	0%	0	0%	0
<b>Kendall</b>	0	0%	0	0%	0
<b>Female</b>	376	98%	9	2%	385
<b>Male</b>	289	98%	5	2%	294

<b>DOCTORATE STUDENTS</b>	87	97%	3	3%	90
<b>On</b>	29	100%	0	0%	29
<b>Off</b>	58	95%	3	5%	61
<b>On-Line</b>	0	0%	0	0%	0
<b>Kendall</b>	0	0%	0	0%	0
<b>Female</b>	51	96%	2	4%	53
<b>Male</b>	36	97%	1	3%	37

<b>ALL STUDENTS</b>	8,687	70%	3,785	30%	12,472
<b>On</b>	7,675	84%	1,500	16%	9,175
<b>Off</b>	313	20%	1,248	80%	1,561
<b>On-Line</b>	103	12%	758	88%	861
<b>Kendall</b>	596	68%	279	32%	875
<b>Female</b>	4,502	67%	2,239	33%	6,741
<b>Male</b>	4,185	73%	1,546	27%	5,731

Source: Office of Institutional Research &amp; Testing

**FTE Enrollment**  
**By Student Level Full-Time and Part-Time**  
**On/Off/On-Line/Kendall & Gender**  
**FALL 2019**

<b>*FTE (Full-Time Equivalency)</b>	<b>FULL-TIME</b>		<b>PART-TIME</b>		<b>TOTAL</b>
<b>UNDERGRADUATE STUDENTS</b>	7,205.87	0.85	1,259.00	0.15	8,464.87
<b>On</b>	6,469.27	0.93	482.93	0.07	6,952.20
<b>Off</b>	207.20	0.30	483.67	0.70	690.87
<b>On-Line</b>	50.47	0.20	199.93	0.80	250.40
<b>Kendall</b>	478.93	0.84	92.47	0.16	571.40
<b>Female</b>	3,618.67	0.83	726.80	0.17	4,345.47
<b>Male</b>	3,587.20	0.87	532.20	0.13	4,119.40
<b>GRADUATE STUDENTS</b>	144.66	0.50	143.42	0.50	288.08
<b>On</b>	48.75	0.48	52.75	0.52	101.50
<b>Off</b>	16.33	0.52	15.33	0.48	31.66
<b>On-Line</b>	35.83	0.34	69.92	0.66	105.75
<b>Kendall</b>	43.75	0.89	5.42	0.11	49.17
<b>Female</b>	105.83	0.50	105.67	0.50	211.50
<b>Male</b>	38.83	0.51	37.75	0.49	76.58
<b>GRADUATE PROFESSIONAL PRACTICE</b>	665.00	0.98	14.00	0.02	679.00
<b>On</b>	665.00	0.98	14.00	0.02	679.00
<b>Off</b>	0.00	0.00	0.00	0.00	0.00
<b>On-Line</b>	0.00	0.00	0.00	0.00	0.00
<b>Kendall</b>	0.00	0.00	0.00	0.00	0.00
<b>Female</b>	376.00	0.98	9.00	0.02	385.00
<b>Male</b>	289.00	0.98	5.00	0.02	294.00
<b>DOCTORATE STUDENTS</b>	76.13	0.98	1.50	0.02	77.63
<b>On</b>	25.38	1.00	0.00	0.00	25.38
<b>Off</b>	50.75	0.97	1.50	0.03	52.25
<b>On-Line</b>	0.00	0.00	0.00	0.00	0.00
<b>Kendall</b>	0.00	0.00	0.00	0.00	0.00
<b>Female</b>	44.63	0.98	1.00	0.02	45.63
<b>Male</b>	31.50	0.98	0.50	0.02	32.00
<b>ALL STUDENTS</b>	8,091.00	0.85	1,419.00	0.15	9,510.00
<b>On</b>	7,208.00	0.93	550.00	0.07	7,758.00
<b>Off</b>	274.00	0.35	501.00	0.65	775.00
<b>On-Line</b>	86.00	0.24	270.00	0.76	356.00
<b>Kendall</b>	523.00	0.84	98.00	0.16	621.00
<b>Female</b>	4,145.13	0.83	842.47	0.17	4,987.60
<b>Male</b>	3,946.53	0.87	575.45	0.13	4,521.98

\*Undergrad SCH's ÷ 15, Grad SCH's ÷ 12, Prof Practice = Headcount, Doctorate SCH's ÷ 8 ( State HEIDI Definition )

Source: Office of Institutional Research & Testing

## COMPARATIVE FALL ENROLLMENT & STUDENT CREDIT HOUR (SCH) PRODUCTION BY SITE

### Student Headcount

*Headcount based on where student enrolled*

### Student Credit Hours

*SCH based on Course Credit Production*

Student Site				Course Section			
<u>Code</u>	<u>Site</u>	<u>Fall 2018</u>	<u>Fall 2019</u>	<u>Code</u>	<u>Site</u>	<u>Fall 2018</u>	<u>Fall 2019</u>
AG	Grand Rapids	661	601	AG	Grand Rapids	4,446	3,956
DH	Harper College	28	0	DH	Harper College	196	0
DL	Lone Star College	20	18	DL	Lone Star College	140	126
EA	Auburn Hills	30	40	EA	Auburn Hills	198	262
EF	Flint	114	92	EF	Flint	731	533
EH	Howell	11	6	EH	Howell	45	0
EL	Lansing	180	147	EL	Lansing	1,342	891
EM	Midland/Bay/Saginaw	98	89	EM	Midland/Bay/Saginaw	521	441
EN	Ann Arbor	2	1	EN	Ann Arbor	0	0
EP	Port Huron	34	27	EP	Port Huron	267	237
ER	Warren	96	84	ER	Warren	450	435
EU	Utica/Clinton Township	31	33	EU	Utica/Clinton Township	65	135
EV	Livonia	33	65	EV	Livonia	291	496
EW	Harper Woods	62	42	EW	Wayne/Harper Woods	547	266
K	Kendall	1,012	876	K	Kendall	10,548	9,154
M	Main Big Rapids	8,826	8,528	M	Main Big Rapids	109,207	105,692
MB	Big Rapids/EIO	726	646	MB	Big Rapids/EIO	16,734	16,240
MG	Sidney	0	1	MG	Sidney	0	0
MX	Concurrent Enrollment	0		MX	Concurrent Enrollment	1,540	1,258
NA	Alpena	2	0	NA	Alpena	0	0
NG	Gaylord	1	0	NG	Gaylord	0	0
NP	Petoskey	0	1	NP	Petoskey	0	0
NS	Scottville	28	23	NS	Scottville	84	152
NT	Traverse City	186	176	NT	Traverse City	1,165	1,018
OL	Online	944	861	OL	Online	0	0
OS	Study Away	0	0	OS	Study Away	48	69
WB	Benton Harbor	0	4	WB	Benton Harbor	0	0
WD	Dowagiac	97	87	WD	Dowagiac	354	382
WM	Muskegon	28	24	WM	Muskegon	69	32
<b>TOTAL</b>		<b>13,250</b>	<b>12,472</b>	<b>TOTAL</b>		<b>148,988</b>	<b>141,775</b>

Source: Office of Institutional Research & Testing

ENROLLMENT

STUDENT CREDIT HOURS BY COLLEGE

College	Fall 2015	Fall 2016	Fall 2017	Fall 2018	Fall 2019
<b>Arts &amp; Sciences</b>	<b>59,880</b>	<b>58,025</b>	<b>57,004</b>	<b>55,818</b>	<b>54,647</b>
On-Campus	53,951	52,043	51,455	49,711	48,742
Off-Campus	1,627	1,560	1,560	1,162	1,189
Internet	4,302	4,422	3,989	4,945	4,716
<b>Business</b>	<b>26,579</b>	<b>25,579</b>	<b>24,029</b>	<b>22,370</b>	<b>20,861</b>
On-Campus	20,210	19,132	18,095	16,634	15,473
Off-Campus	2,190	1,959	1,707	1,230	864
Internet	4,179	4,488	4,227	4,506	4,524
<b>Education &amp; Human Services</b>	<b>15,128</b>	<b>13,921</b>	<b>14,084</b>	<b>14,017</b>	<b>13,396</b>
On-Campus	7,140	7,132	7,363	8,111	7,926
Off-Campus	7,641	6,499	6,452	5,743	4,809
Internet	347	290	269	163	661
<b>Engineering Technology</b>	<b>18,709</b>	<b>18,522</b>	<b>18,427</b>	<b>18,438</b>	<b>17,616</b>
On-Campus	17,055	17,086	16,638	16,391	15,743
Off-Campus	1,109	876	1,043	1,243	1,242
Internet	545	560	746	804	631
<b>Health Professions</b>	<b>15,646</b>	<b>15,243</b>	<b>14,438</b>	<b>12,612</b>	<b>11,421</b>
On-Campus	8,881	8,665	8,139	6,602	5,765
Off-Campus	879	845	635	511	465
Internet	5,886	5,733	5,664	5,499	5,191
<b>Kendall College Of Art &amp; Design</b>	<b>14,069</b>	<b>12,833</b>	<b>11,368</b>	<b>10,548</b>	<b>9,063</b>
Kendall	14,069	12,833	11,368	10,548	9,063
<b>Michigan College Of Optometry</b>	<b>2,456</b>	<b>2,332</b>	<b>2,326</b>	<b>2,330</b>	<b>2,296</b>
On-Campus	2,422	2,297	2,289	2,294	2,261
Off-Campus	0	0	0	0	0
Internet	34	35	37	36	35
<b>Pharmacy</b>	<b>9,346</b>	<b>9,012</b>	<b>8,811</b>	<b>8,447</b>	<b>8,059</b>
On-Campus	9,346	9,012	8,811	8,447	8,021
Internet	0	0	0	0	38
<b>Professional &amp; Technological Studies</b>	<b>955</b>	<b>865</b>	<b>875</b>	<b>944</b>	<b>744</b>
On-Campus	478	194	153	105	123
Off-Campus	477	671	722	839	621
<b>University College</b>	<b>3,919</b>	<b>3,721</b>	<b>3,680</b>	<b>3,464</b>	<b>3,672</b>
On-Campus	3,439	3,223	3,101	3,042	3,272
Off-Campus	15	220	346	183	215
Internet	465	278	233	239	185
<b>University Total</b>	<b>166,686</b>	<b>160,053</b>	<b>155,042</b>	<b>148,988</b>	<b>141,775</b>
On-Campus	122,921	118,784	116,044	111,337	107,326
Off-Campus	13,938	12,630	12,465	10,911	9,405
Internet	15,758	15,806	15,165	16,192	15,981
Kendall	14,069	12,833	11,368	10,548	9,063

Note: SCH based on course section

Source: Office of Institutional Research & Testing



## SCH/FTE/FYES

## Student Credit Hours (SCH) Produced By Campus

<u>STUDENT CREDIT HOURS</u>	<u>FALL 2017</u>	<u>FALL 2018</u>	<u>FALL 2019</u>	<u>% Δ '18 to '19</u>
<b>BIG RAPIDS</b>	116,044	111,337	107,326	4%
<b>KENDALL</b>	11,368	10,548	9,063	14%
<b>OFF CAMPUS</b>	12,465	10,911	9,405	14%
<b>INTERNET</b>	15,165	16,192	15,981	1%
<b>TOTAL</b>	155,042	148,988	141,775	5%

Source: Office of Institutional Research and Testing

## Student Credit Hours (SCH) Produced By Student Level

Fall Semester	Undergraduate	Graduate	Professional		Total
			Practice	Doctorate	
2015	150,114	4,127	11,968	477	166,686
2016	144,542	3,281	11,559	671	160,053
2017	139,712	3,121	11,487	722	155,042
2018	133,598	3,412	11,139	839	148,988
2019	126,973	3,457	10,724	621	141,775

## Full-Time Equated Student (FTE) By Student Level

Fall Semester	Undergraduate	Graduate	Professional		Total
			Practice	Doctorate	
2015	10,008	344	744	60	11,156
2016	9,636	273	729	84	10,722
2017	9,314	260	714	90	10,378
2018	8,907	284	724	105	10,020
2019	8,465	288	679	78	9,510

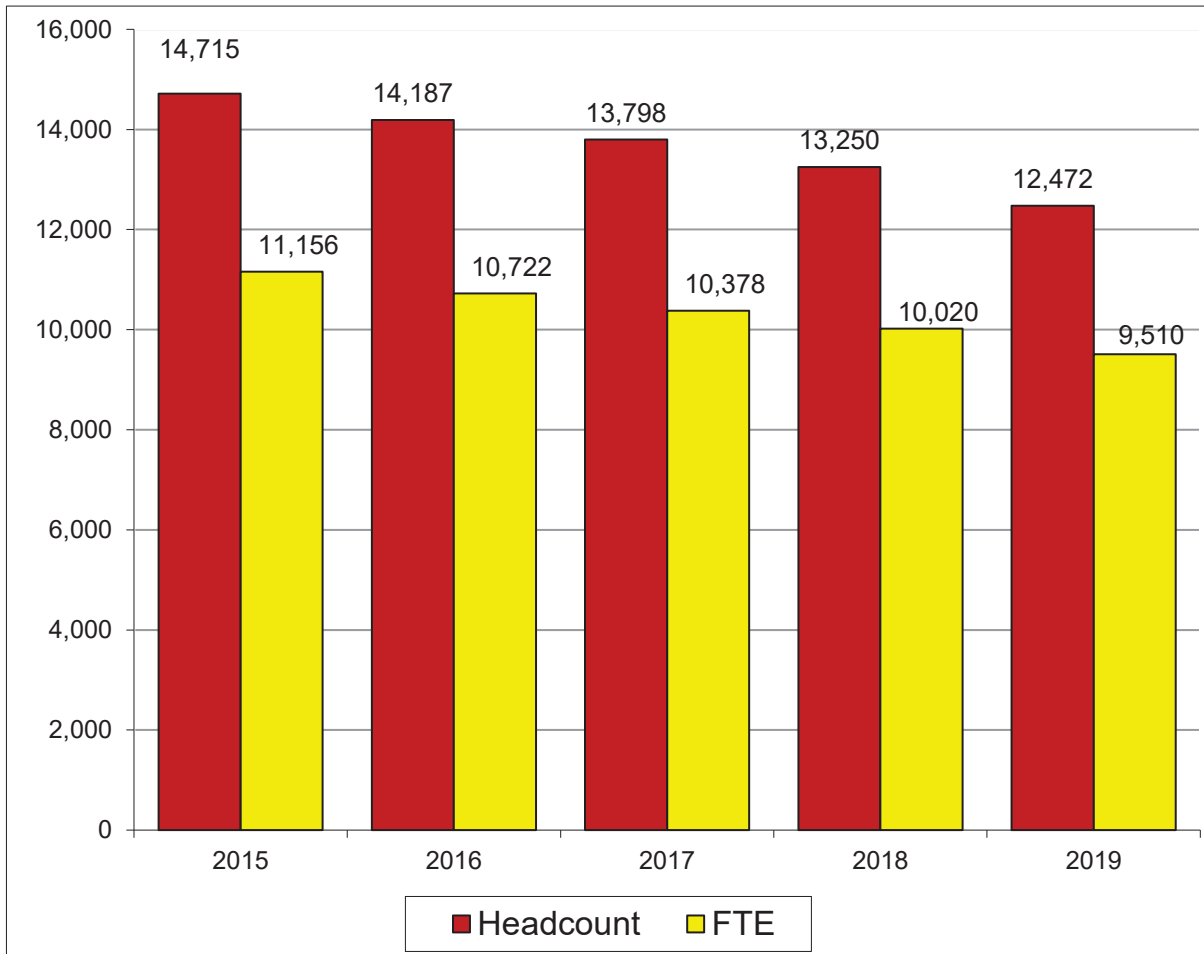
Source: Office of Institutional Research and Testing

## Full-Year Equated Student (FYES)

Academic Year	FYES	Academic Year	FYES
2009/10	11,791	2014/15	12,131
2010/11	12,076	2015/16	12,125
2011/12	12,215	2016/17	11,636
2012/13	12,204	2017/18	11,251
2013/14	12,142	2018/19	10,758

Source: State of Michigan HEIDI Database, Appendix A, Budget Office

**TOTAL FALL STUDENT HEADCOUNT COMPARED TO STUDENT FTE**



<u>Fall Semester</u>	<u>Student Headcount</u>	<u>Student FTE</u>
2015	14,715	11,156
2016	14,187	10,722
2017	13,798	10,378
2018	13,250	10,020
2019	12,472	9,510

Source: Office of Institutional Research & Testing

## COMPARATIVE FALL ENROLLMENT BY RACE/ETHNIC ORIGIN

	2018 TOTAL		2019 TOTAL		DIFFERENCE
AMERICAN INDIAN OR ALASKAN NATIVE	61	0%	66	1%	5
ASIAN	226	2%	182	1%	-44
BLACK OR AFRICAN AMERICAN	986	7%	967	8%	-19
HISPANIC OR LATINO	743	6%	750	6%	7
INTERNATIONAL	238	2%	188	2%	-50
NATIVE HAWAIIAN OR PACIFIC ISLANDER	10	0%	8	0%	-2
TWO OR MORE RACES	481	4%	488	4%	7
WHITE	10,122	76%	9,498	76%	-624
UNREPORTED	383	3%	325	3%	-58
<b>TOTAL</b>	<b>13,250</b>		<b>12,472</b>		<b>-778</b>

The following definitions are used in determining racial/ethnic designations.

**American Indian or Alaskan Native:**

A person having origins in any of the original peoples of North and South America (including Central America), and who maintains cultural identification through tribal affiliation or community attachment.

**Asian:**

A person having origins in any of the original peoples of the Far East, Southeast Asia, or the Indian Subcontinent including, for example, Cambodia, China, India, Japan, Korea, Malaysia, Pakistan, the Philippine Islands, Thailand, and Vietnam.

**Black or African American:**

A person having origins in any of the black racial groups of Africa.

**Hispanic or Latino:**

A person of Cuban, Mexican, Puerto Rican, Central or South American, or other Spanish culture or origin, regardless of race.

**International:**

A person who is not a citizen of the United States, and who is in this country on a temporary basis and does not have a right to remain indefinitely.

**Native Hawaiian or Pacific Islander:**

A person having origins in any of the original peoples of Hawaii, Guam, Samoa, or other Pacific Island.

**White:**

A person having origins in any of the original peoples of Europe, the Middle East, or North Africa.

Source: Office of Institutional Research & Testing

ENROLLMENT

**ETHNIC DISTRIBUTION BY COLLEGE  
FALL 2019**

<u>COLLEGE</u>	American Indian/ Native Alaskan	Asian	Black Or African American	Hispanic Or Latino	Int'l.	Native Hawaiian Or Pacific Islander	Two or More Races	White	Un- reported	Total
<u>Arts &amp; Sciences</u>										
Female	6	18	107	72	9	2	67	834	4	1,119
Male	1	10	68	40	10	0	26	427	5	587
<b>Total</b>	<b>7</b>	<b>28</b>	<b>175</b>	<b>112</b>	<b>19</b>	<b>2</b>	<b>93</b>	<b>1,261</b>	<b>9</b>	<b>1,706</b>
<u>Business</u>										
Female	7	19	64	58	24	1	36	737	8	954
Male	6	16	86	54	30	2	48	952	9	1,203
<b>Total</b>	<b>13</b>	<b>35</b>	<b>150</b>	<b>112</b>	<b>54</b>	<b>3</b>	<b>84</b>	<b>1,689</b>	<b>17</b>	<b>2,157</b>
<u>Education</u>										
Female	5	9	168	66	4	0	57	792	5	1,106
Male	3	11	92	66	0	0	42	722	10	946
<b>Total</b>	<b>8</b>	<b>20</b>	<b>260</b>	<b>132</b>	<b>4</b>	<b>0</b>	<b>99</b>	<b>1,514</b>	<b>15</b>	<b>2,052</b>
<u>Engineering Tech.</u>										
Female	1	4	7	16	3	0	9	197	3	240
Male	6	22	49	84	35	0	49	1,523	16	1,784
<b>Total</b>	<b>7</b>	<b>26</b>	<b>56</b>	<b>100</b>	<b>38</b>	<b>0</b>	<b>58</b>	<b>1,720</b>	<b>19</b>	<b>2,024</b>
<u>Health Professions</u>										
Female	17	17	93	83	2	1	53	1,222	7	1,495
Male	0	6	16	11	4	0	3	172	0	212
<b>Total</b>	<b>17</b>	<b>23</b>	<b>109</b>	<b>94</b>	<b>6</b>	<b>1</b>	<b>56</b>	<b>1,394</b>	<b>7</b>	<b>1,707</b>
<u>Kendall</u>										
Female	3	12	13	37	22	2	31	523	9	652
Male	1	5	11	21	14	0	9	159	3	223
<b>Total</b>	<b>4</b>	<b>17</b>	<b>15</b>	<b>58</b>	<b>36</b>	<b>2</b>	<b>40</b>	<b>682</b>	<b>12</b>	<b>875</b>
<u>Optometry</u>										
Female	0	0	0	2	5	0	1	40	42	90
Male	0	1	0	2	5	0	0	28	20	56
<b>Total</b>	<b>0</b>	<b>1</b>	<b>0</b>	<b>4</b>	<b>10</b>	<b>0</b>	<b>1</b>	<b>68</b>	<b>62</b>	<b>146</b>
<u>Pharmacy</u>										
Female	0	12	2	6	5	0	3	179	88	295
Male	2	9	2	10	6	0	4	118	87	238
<b>Total</b>	<b>2</b>	<b>21</b>	<b>4</b>	<b>16</b>	<b>11</b>	<b>0</b>	<b>7</b>	<b>297</b>	<b>175</b>	<b>533</b>
<u>Professional &amp; Tech. Studies</u>										
Female	2	0	17	3	0	0	2	29	0	53
Male	1	1	10	5	0	0	0	19	1	37
<b>Total</b>	<b>3</b>	<b>1</b>	<b>27</b>	<b>8</b>	<b>0</b>	<b>0</b>	<b>2</b>	<b>48</b>	<b>1</b>	<b>90</b>
<u>University College</u>										
Female	2	6	112	75	7	0	34	495	6	737
Male	3	4	50	39	3	0	14	330	2	445
<b>Total</b>	<b>5</b>	<b>10</b>	<b>162</b>	<b>114</b>	<b>10</b>	<b>0</b>	<b>48</b>	<b>825</b>	<b>8</b>	<b>1,182</b>
<u>University Totals</u>										
Total Female	43	97	583	418	81	6	293	5,048	172	6,741
Total Male	23	85	384	332	107	2	195	4,450	153	5,731
<b>Total</b>	<b>66</b>	<b>182</b>	<b>967</b>	<b>750</b>	<b>188</b>	<b>8</b>	<b>488</b>	<b>9,498</b>	<b>325</b>	<b>12,472</b>

Source: Office of Institutional Research & Testing

## FALL ENROLLMENT BY PROGRAM

ARTS & SCIENCES	2016/17			2017/18			2018/19			2019/20		
	ON	OFF	OL	ON	OFF	OL	ON	OFF	OL	ON	OFF	OL
<b>BIOLOGY</b>												
Biology BS	52			45			38			47		
Biology/Environmental Biology BS	45			43			38			39		
Biology/Forensic Biology BS	39			37			38			33		
Biology/Pre-Dentistry BS	25			17			25			23		
Biology/Pre-Medicine BS	73			62			81			68		
Biology/Pre-Optometry BS	100			99			94			75		
Biology/Pre-Pharmacy BS	52			44			44			20		
Biology/Pre-Veterinary Medicine BS	26			29			40			31		
Biotechnology BS	35			36			31			30		
Pre-Physical Therapy BS	32			31			33			26		
Pre-Science AS	162			135			111			132		
<i>PROGRAM LOCATION TOTAL</i>	<b>641</b>	<b>0</b>	<b>0</b>	<b>578</b>	<b>0</b>	<b>0</b>	<b>573</b>	<b>0</b>	<b>0</b>	<b>524</b>	<b>0</b>	<b>0</b>
<i>DEPARTMENT TOTAL</i>	<b>641</b>			<b>578</b>			<b>573</b>			<b>524</b>		
<b>*ENGLISH, LITERATURE &amp; WORLD LANGUAGES</b>												
English BA	27			27			23			22		
Journalism & Technical Communication BS	14			17			18			18		
Liberal Arts AA	29			39			39			44		
Pre-Arts AA	0			0			0			2		
Spanish for the Professions BS	7			6			5			8		
Technical & Professional Communication BS	8	0		8	0		9	0		7		
<i>PROGRAM LOCATION TOTAL</i>	<b>85</b>	<b>0</b>	<b>0</b>	<b>97</b>	<b>0</b>	<b>0</b>	<b>94</b>	<b>0</b>	<b>0</b>	<b>101</b>	<b>0</b>	<b>0</b>
<i>DEPARTMENT TOTAL</i>	<b>85</b>			<b>97</b>			<b>94</b>			<b>101</b>		
<b>HUMANITIES</b>												
Applied Speech Communication AA	12			15			10			15		
Applied Speech Communication BS	38			29			20			16		
Communication BA	2			0			0					
History BA	22			22			16			15		
Sports Communication BS	37			42			52			61		
<i>PROGRAM LOCATION TOTAL</i>	<b>111</b>	<b>0</b>	<b>0</b>	<b>108</b>	<b>0</b>	<b>0</b>	<b>98</b>	<b>0</b>	<b>0</b>	<b>107</b>	<b>0</b>	<b>0</b>
<i>DEPARTMENT TOTAL</i>	<b>111</b>			<b>108</b>			<b>98</b>			<b>107</b>		
<b>MATHEMATICS</b>												
Actuarial Science BS	23			29			36			31		
Applied Mathematics BS	14			9			8			11		
Applied Mathematics/Actuarial Science BS	2			0			0			0		
Applied Mathematics/Computer Science BS	13			21			21			17		
Pre-Engineering AS	0			0			1			1		
<i>PROGRAM LOCATION TOTAL</i>	<b>52</b>	<b>0</b>	<b>0</b>	<b>59</b>	<b>0</b>	<b>0</b>	<b>66</b>	<b>0</b>	<b>0</b>	<b>60</b>	<b>0</b>	<b>0</b>
<i>DEPARTMENT TOTAL</i>	<b>52</b>			<b>59</b>			<b>66</b>			<b>60</b>		

\*Prior to Fall 2017 Languages & Literature

FALL ENROLLMENT BY PROGRAM

ARTS & SCIENCES	2016/17			2017/18			2018/19			2019/20		
	ON	OFF	OL	ON	OFF	OL	ON	OFF	OL	ON	OFF	OL
<b>PHYSICAL SCIENCES</b>												
Biochemistry BA	12			7			2			1		
Biochemistry BS	0			5			13			13		
Chemistry BA	19			21			13			12		
Industrial Chemistry BS	8			11			16			16		
Industrial Chemistry Technology AAS	1			2			2			0		
Natural Science AS	0			1			0			2		
Pre-Mortuary Science AS	1			1			0			0		
Pre-Pharmacy AS	235			261			233			218		
<i>PROGRAM LOCATION TOTAL</i>	<b>276</b>	<b>0</b>	<b>0</b>	<b>309</b>	<b>0</b>	<b>0</b>	<b>279</b>	<b>0</b>	<b>0</b>	<b>262</b>	<b>0</b>	<b>0</b>
<i>DEPARTMENT TOTAL</i>	<b>276</b>			<b>309</b>			<b>279</b>			<b>262</b>		
<b>*SOCIAL &amp; BEHAVIORAL SCIENCES</b>												
Political Science BS	18			34			31			21		
Pre-Law AA	5			0			0			0		
Pre-Psychology AA	2			0			0			0		
Psychology AA	32			29			34			40		
Psychology BS	115			134			131			130		
Sociology BA	12			11			8			6		
<i>PROGRAM LOCATION TOTAL</i>	<b>184</b>	<b>0</b>	<b>0</b>	<b>208</b>	<b>0</b>	<b>0</b>	<b>204</b>	<b>0</b>	<b>0</b>	<b>197</b>	<b>0</b>	<b>0</b>
<i>DEPARTMENT TOTAL</i>	<b>184</b>			<b>208</b>			<b>204</b>			<b>197</b>		
<b>SOCIAL WORK</b>												
Master of Social Work MSW	60	18		49	13		57	19		62	29	
Social Work AA	39			40			48			56		
Social Work BSW	161	48		157	44		152	30		134	30	
<i>PROGRAM LOCATION TOTAL</i>	<b>260</b>	<b>66</b>	<b>0</b>	<b>246</b>	<b>57</b>	<b>0</b>	<b>257</b>	<b>49</b>	<b>0</b>	<b>252</b>	<b>59</b>	<b>0</b>
<i>DEPARTMENT TOTAL</i>	<b>326</b>			<b>303</b>			<b>306</b>			<b>311</b>		
<b>ARTS &amp; SCIENCES</b>												
Integrative Studies BIS	2	0	1	0	0	0	4	0	0	0	0	0
Integrative Studies BS	52	1	35	56	0	55	64	1	41	80	1	30
Integrative Studies AA										31		
Undeclared	0			10			8			2		
<i>PROGRAM LOCATION TOTAL</i>	<b>54</b>	<b>1</b>	<b>36</b>	<b>66</b>	<b>0</b>	<b>55</b>	<b>76</b>	<b>1</b>	<b>41</b>	<b>113</b>	<b>1</b>	<b>30</b>
<i>DEPARTMENT TOTAL</i>	<b>91</b>			<b>121</b>			<b>118</b>			<b>144</b>		
<i>COLLEGE LOCATION TOTAL</i>	<b>1,663</b>	<b>67</b>	<b>36</b>	<b>1,671</b>	<b>57</b>	<b>55</b>	<b>1,647</b>	<b>50</b>	<b>41</b>	<b>1,616</b>	<b>60</b>	<b>30</b>
<i>COLLEGE TOTAL</i>	<b>1,766</b>			<b>1,783</b>			<b>1,738</b>			<b>1,706</b>		

\*Prior to Fall 2017 Social Sciences

Source: Office of Institutional Research & Testing

FALL ENROLLMENT BY PROGRAM

BUSINESS	2016/17			2017/18			2018/19			2019/20		
	ON	OFF	OL	ON	OFF	OL	ON	OFF	OL	ON	OFF	OL
<b>ACCOUNTANCY FINANCE &amp; INFORMATION SYSTEMS</b>												
Accountancy AAS	18			19			12			19		
Accountancy BS	78	65		71	66		70	58		61	56	
Accountancy/Computer Info Systems BS	9			7			3			1		
Accountancy/Finance BS	29			31			30			31		
Adv. Studies Business Intelligence CERT	0			0			1			2		
Adv. Studies Project Mgmt CERT	4			1			2			1		
Computer Information Systems AAS	20			32			25			23		
Computer Information Systems BS	51	55		52	48		52	34		48	34	
Computer Information Technology BS	40	57		39	31		40	24		52	25	
Finance BS	44			47			46			34		
Information Security & Intelligence AAS				3			3			5		
Information Security & Intelligence BS	78	79		79	50		102	26		107	12	
Information Security & Intelligence MISI	65			25			19		1	11		2
Project Management CERT	0				1		3	0	2	1	0	1
<b>PROGRAM LOCATION TOTAL</b>	<b>436</b>	<b>256</b>	<b>0</b>	<b>406</b>	<b>196</b>	<b>0</b>	<b>408</b>	<b>142</b>	<b>3</b>	<b>396</b>	<b>127</b>	<b>3</b>
<b>DEPARTMENT TOTAL</b>	<b>692</b>			<b>602</b>			<b>553</b>			<b>526</b>		

<b>MANAGEMENT</b>												
Advanced Study Mgt Tools CERT	1			1			1			0		
Advanced Study Lean Systems & Leadership CERT			0			0			0			1
Advanced Study Design/Innovation CERT	4			4			5			1		
Advanced Studies Incident Response CERT	2			1			1			0		
Advanced Studies in Performance Metrics CERT	0			1			0			0		
Business Admin w/ Professional Tracks BS	13	84	23	11	70	37	18	61	24	21	33	26
Business Administration BB	1			0			0			0		
Business Administration BS	202	233	82	236	224	86	256	223	91	229	194	113
Business Administration w/ Legal Studies BS	29			23			17			9		
Business Administration/Aviation BS		4			6			6			6	
Business Administration Maritime Option BS		3			0			0			0	
General Business AAS	75			107			137			154		
Human Resource Management BS	42	10		46	11		48	12		35	13	
Human Resource Management CERT		1	3	1	0	4	1	1	3	5	1	3
Insurance & Risk Management BS	5			0			0			0		
International Business CERT			0			1			0			0
Leadership and Supervision CERT		1	0		0	0		0	0	1		1
Lean Systems CERT	1			1			0			0		
Legal Studies AAS	12			18			3			0		
Master of Business Administration MBA	27		35	21		38	23		57	12		54
Operations & Supply Management BS	31			27			20			18		
Pre-Business AAS	49			0			0			0		
Risk Management and Insurance BS	5			11			14			18		
Small Business Management CERT	1		0	2		1	1			0		0
<b>PROGRAM LOCATION TOTAL</b>	<b>500</b>	<b>336</b>	<b>143</b>	<b>511</b>	<b>311</b>	<b>167</b>	<b>545</b>	<b>303</b>	<b>175</b>	<b>503</b>	<b>247</b>	<b>198</b>
<b>DEPARTMENT TOTAL</b>	<b>979</b>			<b>989</b>			<b>1,023</b>			<b>948</b>		

ENROLLMENT

FALL ENROLLMENT BY PROGRAM

BUSINESS	2016/17			2017/18			2018/19			2019/20		
	ON	OFF	OL	ON	OFF	OL	ON	OFF	OL	ON	OFF	OL
<b>MARKETING</b>												
Advertising/Integrative Marketing Comm BS	52			44			22			7		
Business Data Analytics BS	16			19			20			13		
Data Analytics CERT	0			0			0			1		
Digital Marketing CERT			1			2	1		2			0
Direct Marketing CERT	1		2	0		0	0		0	0		0
E-Commerce CERT			0			1			0			0
Graphic Communication AAS	9			17			13			8		
Graphic Design AAS	38			0			0			0		
Graphic Design BS	48			61			71			63		
Graphic Media Management BS	28			26			31			23		
Healthcare Marketing	10			6			4			5		
Marketing AAS	68			93			100			68		
Marketing BS	141			150			144			141		
Pre-Marketing	31			0			0			0		
Public Relations BS	42			37			21			22		
<b>PROGRAM LOCATION TOTAL</b>	<b>484</b>	<b>0</b>	<b>3</b>	<b>453</b>	<b>0</b>	<b>3</b>	<b>427</b>	<b>0</b>	<b>2</b>	<b>351</b>	<b>0</b>	<b>0</b>
<b>DEPARTMENT TOTAL</b>	<b>487</b>			<b>456</b>			<b>429</b>			<b>351</b>		

<b>SPORTS, ENTERTAINMENT, &amp; HOSPITALITY MANAGEMENT</b>												
Dietary & Food Service Management AAS	2	3		1	0		0	0		0	0	
Hospitality Management BS	43	19		54	32		74	21		73	17	
Hotel Management BS	0	14		0	3		0	1		0	1	
Hotel Mgmt/Restaurant & Food Ind. Mgmt BS	12	3		5	0		1	0		0	0	
Music Industry Management BS	131			114			61			7		
*Music & Entertainment Business BS							16			58		
Nutrition/Food Service Management AAS	5	2		5	2		7	1		0	0	
Nutrition/Food Service Management CERT		1			1			0			0	
Pre-Hospitality AAS	4			0			0			0		
Pre-Professional Golf Management BS	5			0			0			0		
Pre-Professional Tennis Mgmt AAS	9			0			0			0		
PGA Golf Management BS	172			165			138			121		
Professional Brew Management AAS	5			10			10			4		
Professional Tennis Management BS	22			27			30			0		
Resort Management BS	23			6			0			37		
Restaurant & Food Industry Mgmt AAS	24			22			19			14		
<b>PROGRAM LOCATION TOTAL</b>	<b>457</b>	<b>42</b>	<b>0</b>	<b>409</b>	<b>38</b>	<b>0</b>	<b>356</b>	<b>23</b>	<b>0</b>	<b>314</b>	<b>18</b>	<b>0</b>
<b>DEPARTMENT TOTAL</b>	<b>499</b>			<b>447</b>			<b>379</b>			<b>332</b>		

<b>COLLEGE LOCATION TOTAL</b>	<b>1,877</b>	<b>634</b>	<b>146</b>	<b>1,779</b>	<b>545</b>	<b>170</b>	<b>1,736</b>	<b>468</b>	<b>180</b>	<b>1,564</b>	<b>392</b>	<b>201</b>
<b>COLLEGE TOTAL</b>	<b>2,657</b>			<b>2,494</b>			<b>2,384</b>			<b>2,157</b>		

\*Prior to Fall 2018 Music Industry Management  
 Source: Office of Institutional Research & Testing



## FALL ENROLLMENT BY PROGRAM

EDUCATION & HUMAN SERVICES	2016/17			2017/18			2018/19			2019/20		
	ON	OFF	OL	ON	OFF	OL	ON	OFF	OL	ON	OFF	OL
<b>CRIMINAL JUSTICE</b>												
Criminal Justice AA				156			282			278		
Criminal Justice Corrections BS	32			31			31			37		
Criminal Justice Generalist BS	94	526		87	494		84	450		92	407	
Criminal Justice Law Enforcement BS	111	1		117	0		113	0		100	0	
Master of Criminal Justice Administration MSCJ	15	18		14	24		19	26		25	13	
Pre-Criminal Justice AA	332			128			25			3		
<i>PROGRAM LOCATION TOTAL</i>	<b>584</b>	<b>545</b>	<b>0</b>	<b>533</b>	<b>518</b>	<b>0</b>	<b>554</b>	<b>476</b>	<b>0</b>	<b>535</b>	<b>420</b>	<b>0</b>
<i>DEPARTMENT TOTAL</i>	<b>1,129</b>			<b>1,051</b>			<b>1,030</b>			<b>955</b>		
<b>SCHOOL OF DIGITAL MEDIA</b>												
Television & Digital Media Production BS	75			79			87			85		
Digital Animation & Game Design BAS	77	160		127	160		168	138		194	123	
Digital Media Software Engineering BAS	1	1		2	2		1	1		0	0	
Digital Media Software Engineering BS		35			37			27			24	
Digital Media AS	0			24			46			57		
Pre-Digital Media	60			33			9			1		
<i>PROGRAM LOCATION TOTAL</i>	<b>213</b>	<b>196</b>	<b>0</b>	<b>265</b>	<b>199</b>	<b>0</b>	<b>311</b>	<b>166</b>	<b>0</b>	<b>337</b>	<b>147</b>	<b>0</b>
<i>DEPARTMENT TOTAL</i>	<b>409</b>			<b>464</b>			<b>477</b>			<b>484</b>		
<b>SCHOOL OF EDUCATION</b>												
Art Education NDCT	4			3			1			1		
Biology Education BS	14	0		9	0		10	0		13		
Busn Mgmt Mktg Tech Teaching BS	2			2			1			1		
Career Tech Education Post Sec Admn MTE	5	2		6	3		3	1		5	1	
Career Tech Education Train Dev MTE		1		2	0		3	0		2		
Career & Technical Education Instructor MTE	7	6		5	3		8	4		10	1	
Certification - Biology Education NDCT	0			0			1			1		
Certification Bus Ed Gen Bus NDCT	0	0		1	0		2	0		0	1	
Certification Add Endorsement CERT	2	1		2	0		0	0		0	1	
Certification Elementary Education CERT	1	0		1	1		1	3		0	1	
Certification Graduate NDCT	5	1		5	2		7	1		3		
Certification - Math Education NDCT	0			0			1			1		
Certification Plan Program Renew NDCT		0			0			3			0	
Certification Social Studies CERT	1	0		1	0		0	0		0	1	
Certification Technical Education CERT	1	2		1	2		0	3		1	0	
Certification Undergraduate NDCT										1		
Chemistry Education BS	3			6			3			4		
Curriculum & Instruction Special Needs MED	11	8		7	7		7	4		13	2	
Curriculum & Instruction Subject Area MED	7	1		3	0		4	0		8	1	
Curriculum & Instruction Experiential Ed MED	1			0			0			0		
Early Childhood Education AAS	25			33			36			28		
Early Childhood Education BS	40	44		35	55		26	75		33	67	
Early Childhood Lead Teacher BS	3			0			0			0		
Educational Leadership MS	13	3		7	1		9	0		15		

ENROLLMENT

FALL ENROLLMENT BY PROGRAM

EDUCATION & HUMAN SERVICES	2016/17			2017/18			2018/19			2019/20		
	ON	OFF	OL	ON	OFF	OL	ON	OFF	OL	ON	OFF	OL
<b>SCHOOL OF EDUCATION - Continued</b>												
Elementary Education BS	107	124		121	120		121	107		111	109	
English Education BS	30	2		29	1		23	1		28	0	
Geography Education BS	1			0			0			0		
History Education BS	9	0		6	0		4	0		4	0	
Mathematics Education BS	23	2		15	2		14	0		13		
Political Science Education BS	2			1			0			1		
Pre-Teaching Elementary AA	27			26			28			30		
Pre-Teaching Secondary AA	28			31			27			30		
Pro-Mo-Ted-Technical Education BS			11			13			11			9
Social Studies Education BS	23	5		35	1		45	3		43		
Social Studies/Elementary BS	3	2		2	8		0	7		0	10	
Technical Education BS	0	1		1	1		0	0		1	1	
Undeclared Major Graduate	2	2		1	1		5	1		4	3	
<b>PROGRAM LOCATION TOTAL</b>	<b>400</b>	<b>207</b>	<b>11</b>	<b>397</b>	<b>208</b>	<b>13</b>	<b>390</b>	<b>213</b>	<b>11</b>	<b>405</b>	<b>199</b>	<b>9</b>
<b>DEPARTMENT TOTAL</b>	<b>618</b>			<b>618</b>			<b>614</b>			<b>613</b>		
<b>COLLEGE LOCATION TOTAL</b>	<b>1,197</b>	<b>948</b>	<b>11</b>	<b>1,195</b>	<b>925</b>	<b>13</b>	<b>1,255</b>	<b>855</b>	<b>11</b>	<b>1,277</b>	<b>766</b>	<b>9</b>
<b>COLLEGE TOTAL</b>	<b>2,156</b>			<b>2,133</b>			<b>2,121</b>			<b>2,052</b>		

Source: Office of Institutional Research & Testing

## FALL ENROLLMENT BY PROGRAM

ENGINEERING TECHNOLOGY	2016/17			2017/18			2018/19			2019/20		
	ON	OFF	OL	ON	OFF	OL	ON	OFF	OL	ON	OFF	OL
<b>ARCHITECTURAL TECHNOLOGY &amp; FACILITY MANAGEMENT</b>												
Architectural Technology AAS	60			80			78			79		
Architecture & Sustainability BS	20			23			28			31		
Facilities Management BS	18			16			23			19		
Facilities Management CERT	0		3	0		6	0		4	0		4
Pre-Architectural Technology AAS	4			0			0			0		
Pre-Facilities Management BS	6			0			0			0		
<i>PROGRAM LOCATION TOTAL</i>	<b>108</b>	<b>0</b>	<b>3</b>	<b>119</b>	<b>0</b>	<b>6</b>	<b>129</b>	<b>0</b>	<b>4</b>	<b>129</b>	<b>0</b>	<b>4</b>
<i>DEPARTMENT TOTAL</i>	<b>111</b>			<b>125</b>			<b>133</b>			<b>133</b>		

<b>AUTOMOTIVE</b>												
Automotive Engineering Technology BS	169			171			169			144		
Automotive Management BS	38	11	21	32	10	17	23	9	23	27	0	2
Automotive Management (2+2) BS				3			2			3	5	16
Automotive Service Technology AAS	25			27			31			34		
Pre-Automotive Engineering Technology BS	20			0			0			0		
Pre-Automotive Management BS	4			0			0			0		
Pre-Automotive Service Technology AAS	3			0			0			0		
<i>PROGRAM LOCATION TOTAL</i>	<b>259</b>	<b>11</b>	<b>21</b>	<b>233</b>	<b>10</b>	<b>17</b>	<b>225</b>	<b>9</b>	<b>23</b>	<b>208</b>	<b>5</b>	<b>18</b>
<i>DEPARTMENT TOTAL</i>	<b>291</b>			<b>260</b>			<b>257</b>			<b>231</b>		

<b>CONSTRUCTION TECHNOLOGY &amp; MANAGEMENT</b>												
Building Construction Technology AAS	119			152			166			166		
Civil Engineering Technology AAS	21			22			9			1		
Civil Eng Tech- Hwy Emphasis AAS				6			23			20		
Construction Management BS	61	18		75	19		74	19		76	19	
Construction Mgt Commercial-Industrial BS	23			0			0			0		
Construction Mgt Highway-Bridge BS	1			0			0			0		
Pre-Building Construction Technology AAS	7			0			0			0		
Pre-Civil Engineering Technology AAS	3			0			0			0		
Pre-Construction Management BS	5			0			0			0		
<i>PROGRAM LOCATION TOTAL</i>	<b>240</b>	<b>18</b>	<b>0</b>	<b>255</b>	<b>19</b>	<b>0</b>	<b>272</b>	<b>19</b>	<b>0</b>	<b>263</b>	<b>19</b>	<b>0</b>
<i>DEPARTMENT TOTAL</i>	<b>258</b>			<b>274</b>			<b>291</b>			<b>282</b>		

<b>ELECTRONICS/CNS</b>												
Computer Networks & Systems BS	26			22			24			22		
Electrical/Electronics Engineering Tech BS	38			35			22			21		
Industrial Electronics Technology AAS	48			56			52			52		
Pre-Electrical/Electronics Eng Tech BS	3			0			0			0		
Pre-Industrial Electronics Technology AAS	7			0			0			0		
<i>PROGRAM LOCATION TOTAL</i>	<b>122</b>	<b>0</b>	<b>0</b>	<b>113</b>	<b>0</b>	<b>0</b>	<b>98</b>	<b>0</b>	<b>0</b>	<b>95</b>	<b>0</b>	<b>0</b>
<i>DEPARTMENT TOTAL</i>	<b>122</b>			<b>113</b>			<b>98</b>			<b>95</b>		

ENROLLMENT

FALL ENROLLMENT BY PROGRAM

ENGINEERING TECHNOLOGY	2016/17			2017/18			2018/19			2019/20		
	ON	OFF	OL	ON	OFF	OL	ON	OFF	OL	ON	OFF	OL
<b>ENERGY SYSTEMS</b>												
Energy Systems Engineering BS	7			3			2			1		
Pre-Energy Systems Engineering BS	0			0			0			0		
<i>PROGRAM LOCATION TOTAL</i>	<b>7</b>	<b>0</b>	<b>0</b>	<b>3</b>	<b>0</b>	<b>0</b>	<b>2</b>	<b>0</b>	<b>0</b>	<b>1</b>	<b>0</b>	<b>0</b>
<i>DEPARTMENT TOTAL</i>	<b>7</b>			<b>3</b>			<b>2</b>			<b>1</b>		

<b>HEAVY EQUIPMENT</b>												
Heavy Equipment Service Engineering BS	34			43			35			34		
Heavy Equipment Technology AAS	64			62			64			50		
Pre-Heavy Equipment Technology AAS	1			0			0			0		
<i>PROGRAM LOCATION TOTAL</i>	<b>99</b>	<b>0</b>	<b>0</b>	<b>105</b>	<b>0</b>	<b>0</b>	<b>99</b>	<b>0</b>	<b>0</b>	<b>84</b>	<b>0</b>	<b>0</b>
<i>DEPARTMENT TOTAL</i>	<b>99</b>			<b>105</b>			<b>99</b>			<b>84</b>		

<b>HVACR</b>												
HVACR Eng. Tech. & Energy Mgmt. BS	52		70	49		73	41		82	43		73
HVACR Technology AAS	67			75			75			82		
Pre-HVACR Engineering Technology BS	2			0			0			0		
Pre-HVACR Technology AAS	6			0			0			0		
<i>PROGRAM LOCATION TOTAL</i>	<b>127</b>	<b>0</b>	<b>70</b>	<b>124</b>	<b>0</b>	<b>73</b>	<b>116</b>	<b>0</b>	<b>82</b>	<b>125</b>	<b>0</b>	<b>73</b>
<i>DEPARTMENT TOTAL</i>	<b>197</b>			<b>197</b>			<b>198</b>			<b>198</b>		

<b>MANUFACTURING ENGINEERING TECHNOLOGY</b>												
Basic CNC Programing & Machine Operation CERT							1			0		
Industrial Technology & Mgmt BAS		84			91			117			103	
Manufacturing Engineering Technology BS	39	68		65	70		55	77		45	85	
Manufacturing Technology AAS	51			36			31			38		
Pre-Manufacturing Engineering BS	21			0			0			0		
Pre-Manufacturing Tooling Technology AAS	1			0			0			0		
Quality Technology CERT	0	2		0	2		0	0		0	1	
<i>PROGRAM LOCATION TOTAL</i>	<b>112</b>	<b>154</b>	<b>0</b>	<b>101</b>	<b>163</b>	<b>0</b>	<b>87</b>	<b>194</b>	<b>0</b>	<b>83</b>	<b>189</b>	<b>0</b>
<i>DEPARTMENT TOTAL</i>	<b>266</b>			<b>264</b>			<b>281</b>			<b>272</b>		

<b>MECHANICAL DESIGN</b>												
CAD Drafting & Tool Design Technology AAS	35			39			24			10		
Mechanical Engineering Technology AAS	132			139			138			132		
Mechanical Engineering Technology BS	70			70			71			85		
Pre-CAD Drafting & Tool Design AAS	1			0			0			0		
Pre-Mechanical Engineering Tech. AAS	12			0			0			0		
Pre-Mechanical Engineering Technology BS	7			0			0			0		
Pre-Product Design Engineering BS	1			0			0			0		
Product Design Engineering Technology BS	53	8		48	22		48	19		60	18	
<i>PROGRAM LOCATION TOTAL</i>	<b>311</b>	<b>8</b>	<b>0</b>	<b>296</b>	<b>22</b>	<b>0</b>	<b>281</b>	<b>19</b>	<b>0</b>	<b>287</b>	<b>18</b>	<b>0</b>
<i>DEPARTMENT TOTAL</i>	<b>319</b>			<b>318</b>			<b>300</b>			<b>305</b>		

## FALL ENROLLMENT BY PROGRAM

ENGINEERING TECHNOLOGY	2016/17			2017/18			2018/19			2019/20		
	ON	OFF	OL	ON	OFF	OL	ON	OFF	OL	ON	OFF	OL
<b>PLASTICS &amp; RUBBER</b>												
Plastics Engineering Technology BS	77			85			72			63		
Plastics/Polymer Eng Tech AAS	94			118			104			81		
Pre-Plastics Engineering Technology BS	20			0			0			0		
Pre-Plastics Polymer Engineering Tech. AAS	35			0			0			0		
Rubber Engineering Technology BS	5			3			2			2		
<i>PROGRAM LOCATION TOTAL</i>	<b>231</b>	<b>0</b>	<b>0</b>	<b>206</b>	<b>0</b>	<b>0</b>	<b>178</b>	<b>0</b>	<b>0</b>	<b>146</b>	<b>0</b>	<b>0</b>
<i>DEPARTMENT TOTAL</i>	<b>231</b>			<b>206</b>			<b>178</b>			<b>146</b>		
<b>PRINTING &amp; IMAGING TECHNOLOGY MANAGEMENT</b>												
Printing Management BS	1			1			1			1		
<i>PROGRAM LOCATION TOTAL</i>	<b>1</b>	<b>0</b>	<b>0</b>	<b>1</b>	<b>0</b>	<b>0</b>	<b>1</b>	<b>0</b>	<b>0</b>	<b>1</b>	<b>0</b>	<b>0</b>
<i>DEPARTMENT TOTAL</i>	<b>1</b>			<b>1</b>			<b>1</b>			<b>1</b>		
<b>SURVEYING</b>												
Pre-Surveying Engineering BS	3			0			0			0		
Pre-Surveying Technology AAS	2			0			0			0		
Surveying Engineering BS	47			47			38			36		
Surveying Technology AAS	31			23			27			19		
<i>PROGRAM LOCATION TOTAL</i>	<b>83</b>	<b>0</b>	<b>0</b>	<b>70</b>	<b>0</b>	<b>0</b>	<b>65</b>	<b>0</b>	<b>0</b>	<b>55</b>	<b>0</b>	<b>0</b>
<i>DEPARTMENT TOTAL</i>	<b>83</b>			<b>70</b>			<b>65</b>			<b>55</b>		
<b>WELDING ENGINEERING TECHNOLOGY</b>												
Pre-Welding Engineering Technology BS	7			0			0			0		
Pre-Welding Technology AAS	33			0			0			0		
Welding Engineering Technology BS	84			76			81			92		
Welding Technology AAS	88			109			112			129		
<i>PROGRAM LOCATION TOTAL</i>	<b>212</b>	<b>0</b>	<b>0</b>	<b>185</b>	<b>0</b>	<b>0</b>	<b>193</b>	<b>0</b>	<b>0</b>	<b>221</b>	<b>0</b>	<b>0</b>
<i>DEPARTMENT TOTAL</i>	<b>212</b>			<b>185</b>			<b>193</b>			<b>221</b>		
<i>COLLEGE LOCATION TOTAL</i>	<b>1,912</b>	<b>191</b>	<b>94</b>	<b>1,811</b>	<b>214</b>	<b>96</b>	<b>1,746</b>	<b>241</b>	<b>109</b>	<b>1,698</b>	<b>231</b>	<b>95</b>
<i>COLLEGE TOTAL</i>	<b>2,197</b>			<b>2,121</b>			<b>2,096</b>			<b>2,024</b>		

Source: Office of Institutional Research &amp; Testing

ENROLLMENT

FALL ENROLLMENT BY PROGRAM

HEALTH PROFESSIONS

	2016/17			2017/18			2018/19			2019/20		
	ON	OFF	OL	ON	OFF	OL	ON	OFF	OL	ON	OFF	OL
<b>*CLINICAL LAB, RESPIRATORY CARE, &amp; HEALTH ADMINISTRATION</b>												
Cancer Information Management CERT		1			1	1		3	4		0	0
Health Care Systems Administration BS	159	43		116	31		94	17		0	0	
Health Information Management BS	43	14	15	34	16	12	29	13	9	0	0	0
Health Information Technology AAS	22	23		32	14		20	11		0	0	
Lean Healthcare CERT			1			2			0			0
Long Term Care CERT	2		1	0		17	1		30	0		0
Master of Healthcare Admin MHA	1		12	1		33	1		40	0		0
Master of Public Health			14			16			21			0
Medical Laboratory Science BS	44			39			36			0		
Medical Laboratory Technology AAS	6			0			1			0		
Molecular Diagnostics BS	18			18			12			0		
Pre-Medical Laboratory Science BS	19			0			0			0		
Pre-Medical Laboratory Technology AAS	5			0			0			0		
Pre-Medical Technology AAS	0			0			0			0		
Pre-Molecular Diagnostics BS	9			0			0			0		
Pre-Respiratory Care AAS	35	0		0	0		0	0		0	0	
Public Health	28			33			26			0		
Respiratory Care AAS	26	13		34	10		21	8		0	0	
Respiratory Therapy BS						2			6			0
<i>PROGRAM LOCATION TOTAL</i>	<b>417</b>	<b>94</b>	<b>43</b>	<b>307</b>	<b>72</b>	<b>83</b>	<b>241</b>	<b>52</b>	<b>110</b>	<b>0</b>	<b>0</b>	<b>0</b>
<i>DEPARTMENT TOTAL</i>		<b>554</b>			<b>462</b>			<b>403</b>		<b>0</b>		

<b>*DENTAL HYGIENE &amp; MEDICAL IMAGING</b>												
Allied Health Science AAS	125			500			558			0		
Allied Health Science BS	80		60	92		58	63		51	0		0
Dental Hygiene AAS	63			68			65			0		
Dental Hygiene BS	0		42	1		38	3		31	0		0
Diagnostic Medical Sonography AAS	22			32			39			0		
Nuclear Medicine Technology BS	38	15	1	29	11	0	30	6	0	0	0	0
Pre-Dental Hygiene AAS	113			0			0			0		
Pre-Diagnostic Medical Sonography AAS	48			0			0			0		
Pre-Nuclear Medicine BS	28			0			0			0		
Pre-Radiography AAS	37			0			0			0		
Radiography AAS	69			66			66			0		
Vascular Ultrasound CERT						2			1			0
<i>PROGRAM LOCATION TOTAL</i>	<b>623</b>	<b>15</b>	<b>103</b>	<b>788</b>	<b>11</b>	<b>98</b>	<b>824</b>	<b>6</b>	<b>83</b>	<b>0</b>	<b>0</b>	<b>0</b>
<i>DEPARTMENT TOTAL</i>		<b>741</b>			<b>897</b>			<b>913</b>		<b>0</b>		

## FALL ENROLLMENT BY PROGRAM

HEALTH PROFESSIONS	2016/17			2017/18			2018/19			2019/20		
	ON	OFF	OL	ON	OFF	OL	ON	OFF	OL	ON	OFF	OL
<b>DENTAL HYGIENE &amp; PUBLIC HEALTH</b>												
Dental Hygiene AAS										58		
Dental Hygiene BS										0		35
Master of Public Health MPH												26
Public Health BS										25		
<i>PROGRAM LOCATION TOTAL</i>	<b>0</b>	<b>0</b>	<b>0</b>	<b>0</b>	<b>0</b>	<b>0</b>	<b>0</b>	<b>0</b>	<b>0</b>	<b>83</b>	<b>0</b>	<b>61</b>
<i>DEPARTMENT TOTAL</i>	<b>0</b>			<b>0</b>			<b>0</b>			<b>144</b>		
<b>DIAGNOSTIC, LAB-THERAPEUTIC SCIENCE</b>												
Diagnostic Medical Sonography AAS										28		
Medical Laboratory Science BS										32		
Medical Laboratory Technology AAS										2		
Molecular Diagnostics BS										6		
Nuclear Medicine Technology BS										14	18	0
Radiography AAS										63		
Respiratory Care AAS										19	0	
Respiratory Therapy BS												14
<i>PROGRAM LOCATION TOTAL</i>	<b>0</b>	<b>0</b>	<b>0</b>	<b>0</b>	<b>0</b>	<b>0</b>	<b>0</b>	<b>0</b>	<b>0</b>	<b>164</b>	<b>18</b>	<b>14</b>
<i>DEPARTMENT TOTAL</i>	<b>0</b>			<b>0</b>			<b>0</b>			<b>196</b>		
<b>HEALTH ADMIN &amp; HEALTH INFORMATION</b>												
Allied Health Science AAS										571		
Allied Health Science BS										78		41
Cancer Information Management CERT											2	2
Health Care Systems Admin BS										85	15	
Health Information Management BS										27	8	10
Health Information Technology AAS										22	6	
Lean Healthcare CERT												1
Long Term Care CERT										0		37
Master of Healthcare Admin MHA										0		40
<i>PROGRAM LOCATION TOTAL</i>	<b>0</b>	<b>0</b>	<b>0</b>	<b>0</b>	<b>0</b>	<b>0</b>	<b>0</b>	<b>0</b>	<b>0</b>	<b>783</b>	<b>31</b>	<b>131</b>
<i>DEPARTMENT TOTAL</i>	<b>0</b>			<b>0</b>			<b>0</b>			<b>945</b>		
<b>SCHOOL OF NURSING</b>												
Doctor of Nursing Practice DNP						8			11			5
Master of Science in Nursing MSN			97			107			98			98
Nursing BS	1	0	449	0	3	373	0	2	301	1	2	218
Nursing BSN	155			156			100			98		
Nursing Education CERT	0		1	0		1	0		0	0		0
Pre-Nursing BS	170			0			0			0		
<i>PROGRAM LOCATION TOTAL</i>	<b>326</b>	<b>0</b>	<b>547</b>	<b>156</b>	<b>3</b>	<b>489</b>	<b>100</b>	<b>2</b>	<b>410</b>	<b>99</b>	<b>2</b>	<b>321</b>
<i>DEPARTMENT TOTAL</i>	<b>873</b>			<b>648</b>			<b>512</b>			<b>422</b>		
<i>COLLEGE LOCATION TOTAL</i>	<b>1,366</b>	<b>109</b>	<b>693</b>	<b>1,251</b>	<b>86</b>	<b>670</b>	<b>1,165</b>	<b>60</b>	<b>603</b>	<b>1,129</b>	<b>51</b>	<b>527</b>
<i>COLLEGE TOTAL</i>	<b>2,168</b>			<b>2,007</b>			<b>1,828</b>			<b>1,707</b>		

\*In Fall 2019, Health Professions went through a reorganization: "Clinical Lab, Respiratory Care & Health Administration" and "Dental Hygiene & Medical Imaging" merged into three departments: "Dental Hygiene & Public Health", "Diagnostic, Lab-Therapeutic Science" and "Health Administration & Health Information". Nursing remained the same.

Source: Office of Institutional Research & Testing

ENROLLMENT

FALL ENROLLMENT BY PROGRAM

KENDALL	2016/17			2017/18			2018/19			2019/20		
	KEN	OFF	OL	KEN	OFF	OL	KEN	OFF	OL	KEN	OFF	OL
<b>DESIGN STUDIES</b>												
Collaborative Design BFA	29			21			13			15		
Digital Art and Design BFA				44			95			98		
Digital Media BFA	158			133			71			36		
Furniture Design BFA	26			19			20			16		
Graphic Design BFA	183			174			157			127		
Illustration BFA	139			128			123			105		
Industrial Design BFA	67			60			59			39		
Interior Design BFA	91			76			81			74		
Master of Architecture MARCH	12			12			15			16		
Master of Arts Design MA	1			5			6			13		
Medical Illustration BFA	44			33			24			29		
Metals/Jewelry Design BFA	18			14			10			5		
Special Program NDSP	6			4			4			4		
Special Program NDGD										3		
Visual and Critical Studies	2			4			4			6		
<i>PROGRAM LOCATION TOTAL</i>	<b>776</b>	<b>0</b>	<b>0</b>	<b>727</b>	<b>0</b>	<b>0</b>	<b>682</b>	<b>0</b>	<b>0</b>	<b>586</b>	<b>0</b>	<b>0</b>
<i>DEPARTMENT TOTAL</i>	<b>776</b>			<b>727</b>			<b>682</b>			<b>586</b>		

<b>FINE ARTS/FOUNDATION</b>												
Art Education BFA	33			25			24			19		
Drawing BFA	35			18			21			14		
Fashion Studies BFA	40			34			33			27		
Fine Arts Drawing MFA	7			6			3			2		
Fine Arts Painting MFA	12			13			14			14		
Fine Arts Photography MFA	4			5			3			0		
Fine Arts Printmaking MFA	5			3			3			3		
Painting BFA	19			13			12			13		
Photography BFA	49			47			41			37		
Printmaking BFA	11			6			6			8		
Sculpture/Functional Art BFA	15			11			7			9		
Undecided BFA				6			5			11		
<i>PROGRAM LOCATION TOTAL</i>	<b>230</b>	<b>0</b>	<b>0</b>	<b>187</b>	<b>0</b>	<b>0</b>	<b>172</b>	<b>0</b>	<b>0</b>	<b>157</b>	<b>0</b>	<b>0</b>
<i>DEPARTMENT TOTAL</i>	<b>230</b>			<b>187</b>			<b>172</b>			<b>157</b>		

<b>LIBERAL ARTS &amp; SCIENCES/ARTS HISTORY</b>												
Art History BS	1			1			2			1		
Art History Academic Option	8			7			7			1		
Art History Studio Option	6			4			4			8		
Master of Art Education	2			6			5			10		
<i>PROGRAM LOCATION TOTAL</i>	<b>17</b>	<b>0</b>	<b>0</b>	<b>18</b>	<b>0</b>	<b>0</b>	<b>18</b>	<b>0</b>	<b>0</b>	<b>20</b>	<b>0</b>	<b>0</b>
<i>DEPARTMENT TOTAL</i>	<b>17</b>			<b>18</b>			<b>18</b>			<b>20</b>		



## FALL ENROLLMENT BY PROGRAM

KENDALL	2016/17			2017/18			2018/19			2019/20		
	KEN	OFF	OL	KEN	OFF	OL	KEN	OFF	OL	KEN	OFF	OL
<b>KENDALL</b>												
Fast Track	183			139			139			112		
Undecided BFA	8			0			0			0		
<i>PROGRAM LOCATION TOTAL</i>	<b>191</b>	<b>0</b>	<b>0</b>	<b>139</b>	<b>0</b>	<b>0</b>	<b>139</b>	<b>0</b>	<b>0</b>	<b>112</b>	<b>0</b>	<b>0</b>
<i>DEPARTMENT TOTAL</i>	<b>191</b>			<b>139</b>			<b>139</b>			<b>112</b>		
<i>COLLEGE LOCATION TOTAL</i>	<b>1,214</b>	<b>0</b>	<b>0</b>	<b>1,071</b>	<b>0</b>	<b>0</b>	<b>1,011</b>	<b>0</b>	<b>0</b>	<b>875</b>	<b>0</b>	<b>0</b>
<i>COLLEGE TOTAL</i>	<b>1,214</b>			<b>1,071</b>			<b>1,011</b>			<b>875</b>		

Source: Office of Institutional Research &amp; Testing

ENROLLMENT

FALL ENROLLMENT BY PROGRAM

MICHIGAN COLLEGE OF OPTOMETRY	2016/17			2017/18			2018/19			2019/20		
	ON	OFF	OL	ON	OFF	OL	ON	OFF	OL	ON	OFF	OL
<b>OPTOMETRY</b>												
Optometry OD	148			149			148			146		
<i>PROGRAM LOCATION TOTAL</i>	<b>148</b>	<b>0</b>	<b>0</b>	<b>149</b>	<b>0</b>	<b>0</b>	<b>148</b>	<b>0</b>	<b>0</b>	<b>146</b>	<b>0</b>	<b>0</b>
<i>DEPARTMENT TOTAL</i>	<b>148</b>			<b>149</b>			<b>148</b>			<b>146</b>		
<i>COLLEGE LOCATION TOTAL</i>	<b>148</b>	<b>0</b>	<b>0</b>	<b>149</b>	<b>0</b>	<b>0</b>	<b>148</b>	<b>0</b>	<b>0</b>	<b>146</b>	<b>0</b>	<b>0</b>
<i>COLLEGE TOTAL</i>	<b>148</b>			<b>149</b>			<b>148</b>			<b>146</b>		

FALL ENROLLMENT BY PROGRAM

PHARMACY	2016/17			2017/18			2018/19			2019/20		
	ON	OFF	OL	ON	OFF	OL	ON	OFF	OL	ON	OFF	OL
<b>PHARMACY</b>												
Pharmacy PD	581			565			576			533		
<i>PROGRAM LOCATION TOTAL</i>	<b>581</b>	<b>0</b>	<b>0</b>	<b>565</b>	<b>0</b>	<b>0</b>	<b>576</b>	<b>0</b>	<b>0</b>	<b>533</b>	<b>0</b>	<b>0</b>
<i>DEPARTMENT TOTAL</i>	<b>581</b>			<b>565</b>			<b>576</b>			<b>533</b>		
<i>COLLEGE LOCATION TOTAL</i>	<b>581</b>	<b>0</b>	<b>0</b>	<b>565</b>	<b>0</b>	<b>0</b>	<b>576</b>	<b>0</b>	<b>0</b>	<b>533</b>	<b>0</b>	<b>0</b>
<i>COLLEGE TOTAL</i>	<b>581</b>			<b>565</b>			<b>576</b>			<b>533</b>		

FALL ENROLLMENT BY PROGRAM

PROFESSIONAL & TECHNOLOGICAL STUDIES	2016/17			2017/18			2018/19			2019/20		
	ON	OFF	OL	ON	OFF	OL	ON	OFF	OL	ON	OFF	OL
<b>COLLEGE OF PROFESSIONAL &amp; TECHNOLOGICAL STUDIES</b>												
Community College Leadership EDD	70	28		77	28		53	68		29	61	
<i>PROGRAM LOCATION TOTAL</i>	<b>70</b>	<b>28</b>	<b>0</b>	<b>77</b>	<b>28</b>	<b>0</b>	<b>53</b>	<b>68</b>	<b>0</b>	<b>29</b>	<b>61</b>	<b>0</b>
<i>DEPARTMENT TOTAL</i>	<b>98</b>			<b>105</b>			<b>121</b>			<b>90</b>		
<i>COLLEGE LOCATION TOTAL</i>	<b>70</b>	<b>28</b>	<b>0</b>	<b>77</b>	<b>28</b>	<b>0</b>	<b>53</b>	<b>68</b>	<b>0</b>	<b>29</b>	<b>61</b>	<b>0</b>
<i>COLLEGE TOTAL</i>	<b>98</b>			<b>105</b>			<b>121</b>			<b>90</b>		

Source: Office of Institutional Research & Testing

**FALL ENROLLMENT BY PROGRAM**

UNIVERSITY COLLEGE	2016/17			2017/18			2018/19			2019/20		
	ON	OFF	OL	ON	OFF	OL	ON	OFF	OL	ON	OFF	OL
<b>DEVELOPMENTAL PROGRAM &amp; CURRICULUM</b>												
Career Exploration AA	102			120			23			1		
Directed Studies AA	47			36			10			0		
General Studies AA	394			414			475			520		
Intensive English Language Program	21			15			8			9		
<i>PROGRAM LOCATION TOTAL</i>	<b>564</b>	<b>0</b>	<b>0</b>	<b>585</b>	<b>0</b>	<b>0</b>	<b>516</b>	<b>0</b>	<b>0</b>	<b>530</b>	<b>0</b>	<b>0</b>
<i>DEPARTMENT TOTAL</i>	<b>564</b>			<b>585</b>			<b>516</b>			<b>530</b>		
<b>UNIVERSITY COLLEGE</b>												
Fast Track NDUG	590			732			674			618		
Non-Degree Undergraduate	48			53			37			34		
<i>PROGRAM LOCATION TOTAL</i>	<b>638</b>	<b>0</b>	<b>0</b>	<b>785</b>	<b>0</b>	<b>0</b>	<b>711</b>	<b>0</b>	<b>0</b>	<b>652</b>	<b>0</b>	<b>0</b>
<i>DEPARTMENT TOTAL</i>	<b>638</b>			<b>785</b>			<b>711</b>			<b>652</b>		
<i>COLLEGE LOCATION TOTAL</i>	<b>1,202</b>	<b>0</b>	<b>0</b>	<b>1,370</b>	<b>0</b>	<b>0</b>	<b>1,227</b>	<b>0</b>	<b>0</b>	<b>1,182</b>	<b>0</b>	<b>0</b>
<i>COLLEGE TOTAL</i>	<b>1,202</b>			<b>1,370</b>			<b>1,227</b>			<b>1,182</b>		

Source: Office of Institutional Research & Testing

**First Time in Any College (FTIAC) Student Profile**  
**Fall Enrollment**

Total FTIAC										
	2010	2011	2012	2013	*2014	2015	2016	2017	2018	2019
<b>Total</b>	2,185	2,331	2,422	2,644	1,959	1,976	1,834	1,827	1,888	1,897

FTIAC by Gender										
	2010	2011	2012	2013	*2014	2015	2016	2017	2018	2019
<b>Female</b>	1,133	1,180	1,335	1,498	970	1,014	961	937	1,012	996
<b>Male</b>	1,052	1,151	1,087	1,146	989	962	873	890	876	901

FTIAC by Ethnicity										
	2010	2011	2012	2013	*2014	2015	2016	2017	2018	2019
<b>American Indian/Alsk Nat</b>	14	8	6	12	9	5	7	7	8	10
<b>Asian</b>	25	31	41	27	26	28	35	24	19	15
<b>Black</b>	187	196	211	181	164	200	161	169	198	238
<b>Hispanic</b>	63	75	91	108	82	106	112	121	136	134
<b>International</b>	22	38	39	51	52	43	25	22	24	16
<b>Native Hawaiian/Pac Isla</b>	1	1	2	1	1	2	1	1	3	0
<b>Two or More Races</b>	50	73	95	114	85	84	84	83	97	86
<b>White</b>	1,688	1,825	1,854	2,104	1,523	1,501	1,396	1,384	1,396	1,390
<b>Unreported</b>	135	84	83	46	17	7	13	16	7	8

FTIAC by Full-Time and Part-Time										
	2010	2011	2012	2013	*2014	2015	2016	2017	2018	2019
<b>Full-Time</b>	1,959	2,074	2,099	1,975	1,892	1,924	1,792	1,778	1,839	1,872
<b>Part-Time</b>	226	257	323	669	67	52	42	49	49	25

FTIAC by Campus										
	2010	2011	2012	2013	*2014	2015	2016	2017	2018	2019
<b>On</b>	1,825	1,944	1,939	2,166	1,768	1,813	1,671	1,696	1,766	1,810
<b>Off</b>	52	34	37	33	32	32	21	23	23	14
<b>On-Line</b>	0	1	0	0	0	0	0	1	0	0
<b>Kendall</b>	308	352	446	445	159	131	142	107	99	73

FTIAC by Average HSGPA, ACT and SAT										
	2010	2011	2012	2013	2014	2015	2016	2017	2018	2019
<b>HSGPA</b>	3.19	3.20	3.22	3.23	3.23	3.24	3.26	3.27	3.27	3.30
<b>ACT COMP</b>	21.38	21.83	21.70	21.80	21.75	21.65	21.85	22.26	22.54	21.98
<b>SAT Total**</b>								1,056.52	1,055.57	1,050.60
<b>SAT Math**</b>								537.20	534.48	525.43
<b>SAT Read/Write**</b>								522.84	525.39	530.08

\*Beginning Fall 2014 new break-out codes were created for Dual Enrolled FTIACs and Dual Enrolled Continuing Students, (prior to 2014 these counts were included in the FTIAC counts).

\*\*Fall 2017 SAT became Michigan's test for high school students.

**First Time in Any College (FTIAC) Student Profile**  
**Fall Enrollment by Michigan County**

<b>MI County</b>	<b>2015</b>	<b>2016</b>	<b>2017</b>	<b>2018</b>	<b>2019</b>
Alcona	3	4	1	2	3
Alger	0	0	3	1	0
Allegan	42	28	33	29	34
Alpena	4	3	3	9	1
Antrim	6	8	7	12	6
Arenac	3	4	4	5	2
Baraga	0	6	0	0	2
Barry	13	22	18	19	26
Bay	10	11	12	9	19
Benzie	2	4	7	4	4
Berrien	32	35	25	28	25
Branch	13	2	6	8	5
Calhoun	18	26	11	10	11
Cass	0	4	7	3	5
Charlevoix	9	7	10	4	6
Cheboygan	9	12	9	11	17
Chippewa	14	8	8	7	15
Clare	4	5	3	8	5
Clinton	11	21	28	18	28
Crawford	1	2	0	1	2
Delta	4	5	5	6	6
Dickinson	9	3	11	8	7
Eaton	25	21	32	26	14
Emmet	5	3	6	11	5
Genesee	43	43	49	35	35
Gladwin	7	3	3	3	9
Gogebic	1	0	1	0	1
Grand Traverse	15	18	20	19	24
Gratiot	11	9	13	16	16
Hillsdale	5	10	4	2	3
Houghton	3	5	6	2	3
Huron	4	7	12	11	4
Ingham	25	28	23	17	21
Ionia	18	21	27	36	31
Iosco	4	6	13	12	3
Iron	1	4	3	3	2
Isabella	22	6	14	14	14
Jackson	27	22	20	15	19
Kalamazoo	28	28	27	26	29
Kalkaska	5	3	2	7	8
Kent	252	248	268	262	265
Keweenaw	0	0	0	0	2

**First Time in Any College (FTIAC) Student Profile**  
**Fall Enrollment by Michigan County**

<b>MI County cont.</b>	<b>2015</b>	<b>2016</b>	<b>2017</b>	<b>2018</b>	<b>2019</b>
Lake	11	8	6	5	6
Lapeer	26	14	18	14	16
Leelanau	2	5	2	3	10
Lenawee	21	9	11	8	10
Livingston	15	22	34	35	17
Luce	3	1	0	2	2
Mackinac	3	1	6	5	0
Macomb	72	65	72	55	58
Manistee	6	13	2	12	12
Marquette	8	13	13	6	18
Mason	11	9	13	9	12
Mecosta	89	86	110	94	77
Menominee	1	2	5	0	4
Midland	11	10	18	21	16
Missaukee	6	6	5	8	11
Monroe	7	4	5	5	10
Montcalm	59	44	26	36	41
Montmorency	3	2	1	5	2
Muskegon	70	52	57	76	67
Newaygo	55	41	32	38	50
Oakland	106	100	74	97	91
Oceana	21	20	17	21	16
Ogemaw	6	2	2	3	6
Ontonagon	0	2	1	0	3
Osceola	45	45	28	29	37
Oscoda	3	0	2	1	6
Otsego	8	10	8	6	19
Ottawa	95	128	125	123	112
Presque Isle	5	8	5	4	2
Roscommon	4	12	8	17	5
Saginaw	30	47	32	34	30
Sanilac	12	10	7	9	13
Schoolcraft	1	0	2	2	0
Shiawassee	10	17	11	4	8
St. Clair	33	21	20	25	23
St. Joseph	6	8	10	11	1
Tuscola	10	7	10	12	11
Van Buren	11	11	11	10	18
Washtenaw	24	19	23	17	24
Wayne	175	104	104	133	153
Wexford	18	17	20	33	25
<b>Total</b>	<b>1,810</b>	<b>1,700</b>	<b>1,710</b>	<b>1,747</b>	<b>1,779</b>

**First Time in Any College (FTIAC) Student Profile**  
**Fall Enrollment by Top 20 High Schools and Top 20 Majors**

High School	2019
Big Rapids High School	36
Rockford Senior High School	34
Tri-County Area High School	23
East Kentwood High School	22
Morley-Stanwood High School	19
Holland High School	18
Home School	17
Cedar Springs High School	17
Reed City High School	17
Cadillac Senior High School	17
Saint Johns High School	16
Cheboygan High School	16
Fremont High School	15
Northview High School	15
Gaylord High School	15
Hudsonville High School	14
Jenison High School	13
Hastings High School	13
Ionia High School	13
Mona Shores High School	12

Major	2019
General Studies	347
Allied Health Science	222
Criminal Justice	112
Pre-Pharmacy	75
General Business	74
Pre-Science	73
Welding Technology	51
Building Construction Tech	43
Marketing	42
Mechanical Engineering Tech	40
Digital Animation Game Design	40
Social Work	36
Psychology	35
Business Administration	35
Integrative Studies	31
Architectural Technology	29
Digital Media	28
HVACR Technology	21
Biology - Pre-Optometry	21
Biology - Pre-Medicine	20

**First Time in Any College (FTIAC) Student Profile  
Fall Enrollment by States and Countries**

State	2019
California	3
Colorado	2
Florida	7
Georgia	1
Iowa	1
Illinois	36
Indiana	20
Kentucky	1
Michigan	1,779
Missouri	1
North Carolina	1
Nebraska	1
New York	2
Ohio	13
Pennsylvania	2
South Carolina	2
Texas	1
Wisconsin	6
Unknown	2

Country	2019
Bahrain	1
Canada	4
China	4
German Democratic Republic	1
South Korea	3
Rwanda	1
Saudi Arabia	2



**Transfer Student Profile**  
**Fall Enrollment**

Total Transfer										
	2010	2011	2012	2013	2014	2015	2016	2017	2018	2019
<b>Total</b>	1,725	1,660	1,540	1,572	1,546	1,473	1,391	1,253	1,232	1,123

Transfer by Gender										
	2010	2011	2012	2013	2014	2015	2016	2017	2018	2019
<b>Female</b>	856	809	755	772	796	701	714	657	655	579
<b>Male</b>	869	851	785	800	750	772	677	596	577	544

Transfer by Ethnicity										
	2010	2011	2012	2013	2014	2015	2016	2017	2018	2019
<b>American Indian/Alsk Nat</b>	12	8	11	11	8	11	10	11	3	9
<b>Asian</b>	20	26	26	20	22	18	26	17	24	19
<b>Black</b>	118	121	133	145	141	108	108	105	107	86
<b>Hispanic</b>	60	69	55	64	85	92	71	85	68	66
<b>International</b>	33	23	42	33	52	36	26	36	29	22
<b>Native Hawaiian/Pac Isla</b>	2	2	0	2	2	2	2	1	0	1
<b>Two or More Races</b>	30	35	37	33	41	44	35	52	43	51
<b>White</b>	1,358	1,299	1,199	1,235	1,170	1,150	1,103	931	946	850
<b>Unreported</b>	92	77	37	29	25	12	10	15	12	19

Transfer by Full-Time and Part-Time										
	2010	2011	2012	2013	2014	2015	2016	2017	2018	2019
<b>Full-Time</b>	975	953	922	892	871	853	828	745	724	637
<b>Part-Time</b>	750	707	618	680	675	620	563	508	508	486

Transfer by Campus										
	2010	2011	2012	2013	2014	2015	2016	2017	2018	2019
<b>On</b>	819	795	735	731	704	699	706	647	633	578
<b>Off</b>	616	575	523	585	541	509	428	396	392	352
<b>On-Line</b>	152	157	127	145	180	158	155	131	125	134
<b>Kendall</b>	138	133	155	111	121	107	102	79	82	59

Transfer by Average HSGPA, ACT and SAT										
	2010	2011	2012	2013	2014	2015	2016	2017	2018	2019
<b>HSGPA</b>	1.76	3.05	3.08	3.04	3.04	3.07	3.12	3.10	3.13	3.17
<b>ACT COMP</b>	20.57	20.24	20.87	20.29	20.50	20.78	20.91	20.85	20.55	20.58
<b>SAT Total**</b>								1,030.00	1,048.10	1,047.26
<b>SAT Math**</b>								490	518.30	519.44
<b>SAT Read/Write**</b>								540	532.81	530.20

\*\*Fall 2017 SAT became Michigan's test for high school students.

**Transfer Student Profile**  
**Fall Enrollment by Michigan County**

<b>MI County</b>	<b>2015</b>	<b>2016</b>	<b>2017</b>	<b>2018</b>	<b>2019</b>
Alcona	0	0	1	1	1
Alger	0	0	0	0	0
Allegan	19	18	9	16	15
Alpena	5	10	6	11	10
Antrim	8	3	4	8	5
Arenac	1	3	1	1	6
Baraga	1	0	0	0	0
Barry	8	10	19	7	5
Bay	36	22	30	31	19
Benzie	6	4	4	2	2
Berrien	29	37	36	24	25
Branch	2	0	2	0	5
Calhoun	7	11	11	5	11
Cass	22	14	18	10	13
Charlevoix	4	7	4	3	5
Cheboygan	8	1	2	6	5
Chippewa	4	3	1	2	4
Clare	5	8	6	8	4
Clinton	20	18	14	14	9
Crawford	1	1	2	1	1
Delta	10	4	4	5	3
Dickinson	2	0	1	2	1
Eaton	32	24	15	24	11
Emmet	11	10	5	10	6
Genesee	43	51	44	50	45
Gladwin	5	1	0	3	5
Gogebic	1	0	0	1	1
Grand Traverse	51	57	65	40	37
Gratiot	3	7	6	6	4
Hillsdale	1	3	2	1	0
Houghton	0	2	3	4	3
Huron	1	3	5	3	7
Ingham	55	45	47	51	31
Ionia	12	12	9	5	10
Iosco	3	1	2	3	2
Iron	1	0	0	0	1
Isabella	4	15	12	5	7
Jackson	8	6	12	11	7
Kalamazoo	21	17	13	16	20
Kalkaska	5	7	5	5	8
Kent	280	212	190	210	189
Lake	4	7	3	1	4

<b>MI County cont.</b>	<b>2015</b>	<b>2016</b>	<b>2017</b>	<b>2018</b>	<b>2019</b>
Lapeer	13	10	10	7	8
Leelanau	9	8	6	8	1
Lenawee	4	5	3	0	2
Livingston	20	15	14	16	16
Luce	1	1	0	0	1
Mackinac	0	0	0	1	1
Macomb	56	50	47	55	45
Manistee	10	19	11	10	5
Marquette	0	2	4	2	2
Mason	16	19	11	15	12
Mecosta	26	38	24	24	31
Menominee	0	0	0	1	0
Midland	19	20	18	14	13
Missaukee	9	1	2	0	2
Monroe	2	2	4	10	2
Montcalm	30	27	19	26	31
Montmorency	2	1	1	1	1
Muskegon	39	33	43	36	43
Newaygo	24	18	21	17	13
Oakland	45	56	33	47	54
Oceana	6	8	7	17	6
Ogemaw	5	3	0	1	1
Ontonagon	0	0	0	1	0
Osceola	9	21	14	7	11
Oscoda	5	0	1	1	1
Otsego	7	3	1	6	0
Ottawa	46	60	43	58	48
Presque Isle	1	2	3	1	2
Roscommon	1	7	2	4	5
Saginaw	42	49	32	28	26
Sanilac	8	7	2	4	3
Schoolcraft	1	1	0	2	0
Shiawassee	5	7	6	7	3
St. Clair	36	30	27	15	22
St. Joseph	5	4	9	4	2
Tuscola	7	8	9	4	4
Van Buren	9	1	14	5	7
Washtenaw	14	10	11	9	12
Wayne	70	64	66	45	41
Wexford	13	11	14	5	7
<b>Total</b>	<b>1,354</b>	<b>1,275</b>	<b>1,145</b>	<b>1,120</b>	<b>1,031</b>

**Transfer Student Profile**  
**Fall Enrollment by Top 20 Majors**

Major	2019
Criminal Justice- Generalist	138
Business Administration	81
Allied Health Science	68
Elementary Education	38
General Studies	33
Nursing	32
HVACR Eng Tech and Enrgy Mgmt	32
Digital Animation and Game Design	31
Criminal Justice	29
Manufacturing Engineering Tech	28
Accountancy	27
Computer Info Technology	23
Industrial Technology and Mgmt	22
Building Construction Tech	20
Long Term Care	20
Social Work	18
Automotive Engineering Tech	17
Early Childhood Education	14
Prod Design Engineering Tech	12
Hospitality Management	12

**Transfer Student Profile**  
**Fall Enrollment by States and Countries**

State	2019
California	5
Connecticut	1
Florida	1
Georgia	3
Illinois	17
Indiana	7
Kansas	3
Maryland	1
Michigan	1,031
Minnesota	2
Mississippi	1
New Hampshire	1
New Jersey	1
New York	5
Ohio	5
Pennsylvania	1
Tennessee	1
Texas	6
Virginia	1
Virgin Islands	1
Washington	1
Wisconsin	5

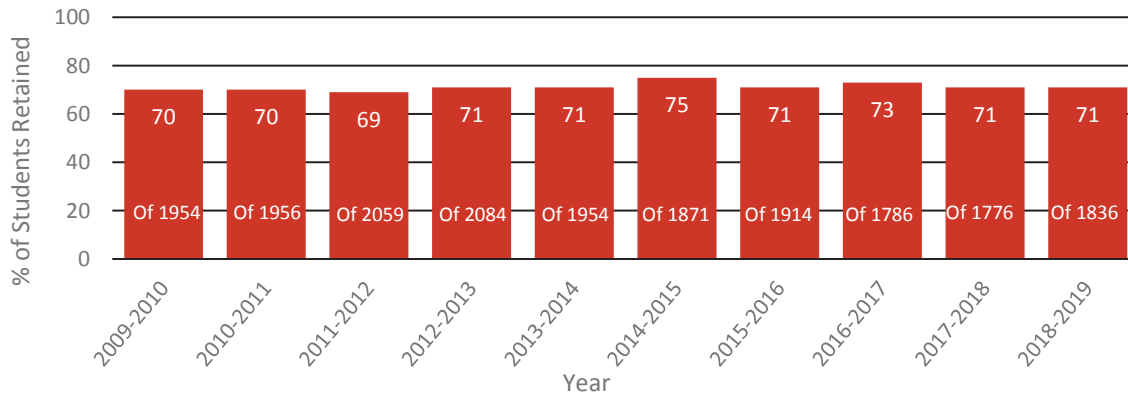
Country	2019
Canada	4
Grenada	1
India	1
Japan	4
South Korea	3
Netherlands	5
Nepal	1
New Zealand	1
Peru	1
Vietnam	1

**ENROLLMENT**

**FALL TO FALL FIRST-YEAR RETENTION RATES  
(Full-Time FTIACS)**

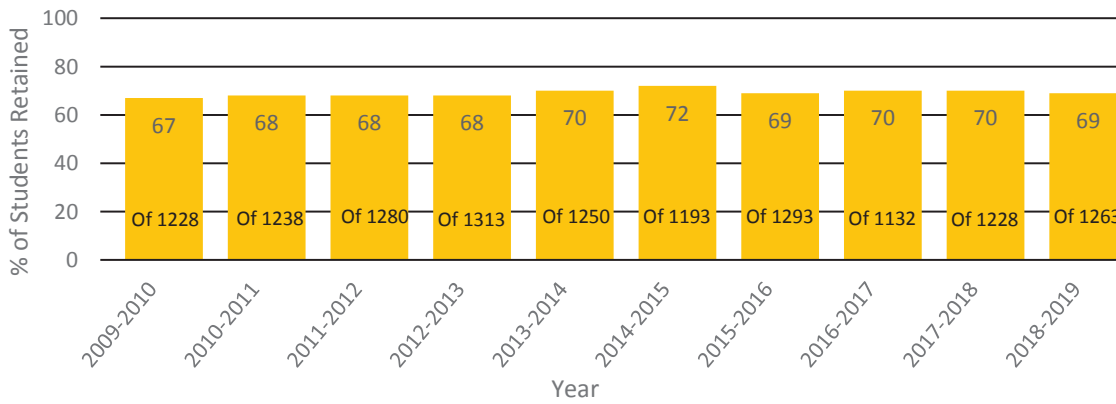
**Total University**

Students Enrolled in 2 & 4 Year Programs



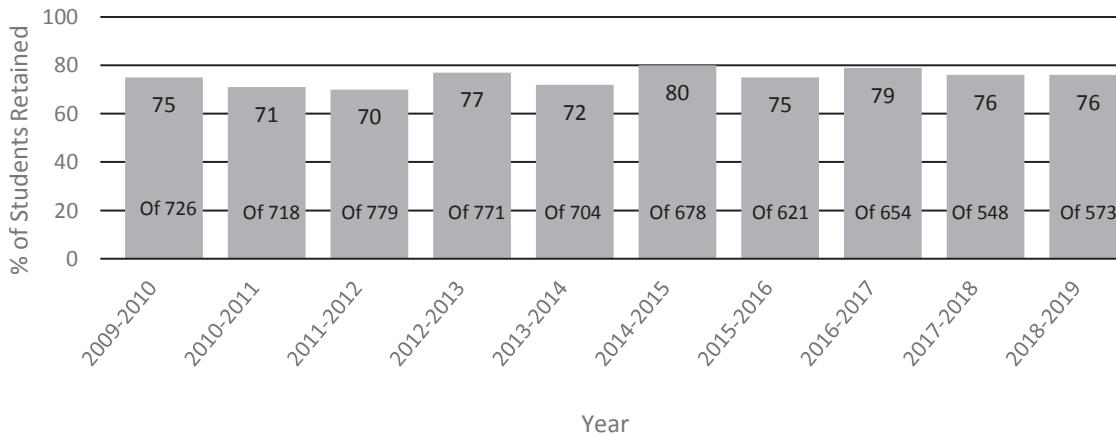
**2-Year**

Students Enrolled in 2-Year Programs



**4-Year**

Students Enrolled in 4-Year Programs



**GRADUATION RATES**  
**Percent of Full-Time FTIAC (First Time in Any College)**  
**Students Graduating Within 2 to 6 Years**

**All Two and Four Year Degree Programs**

Entering Term	# of FTIAC's	2 Yr Grad Rate %	3 Yr Grad Rate %	4 Yr Grad Rate %	5 Yr Grad Rate %	6 Yr Grad Rate %
2008	2,101	6	13	29	42	49
2009	1,954	6	11	26	41	47
2010	1,956	6	12	29	42	49
2011	2,059	7	12	29	42	50
2012	2,084	5	13	32	48	53
2013	1,954	4	13	34	48	52
2014	1,871	5	16	39	51	
2015	1,914	6	19	39		
2016	1,786	7	18			
2017	1,776	7				

**Two Year Degree Programs**

Entering Term	# of FTIAC's	2 Yr Grad Rate %	3 Yr Grad Rate %	4 Yr Grad Rate %	5 Yr Grad Rate %	6 Yr Grad Rate %
2008	1,312	9	18	30	40	48
2009	1,228	8	15	27	39	45
2010	1,238	9	17	32	43	50
2011	1,280	11	17	32	41	49
2012	1,313	7	17	31	44	49
2013	1,250	6	16	34	46	50
2014	1,193	8	22	39	47	
2015	1,293	9	26	39		
2016	1,132	10	26			
2017	1,228	10				

**Four Year Degree Programs**

Entering Term	# of FTIAC's	2 Yr Grad Rate %	3 Yr Grad Rate %	4 Yr Grad Rate %	5 Yr Grad Rate %	6 Yr Grad Rate %
2008	789	1	5	26	44	51
2009	726	1	4	24	46	51
2010	718	1	3	24	42	47
2011	779	1	4	26	45	53
2012	771	1	6	34	54	60
2013	704	1	7	33	52	55
2014	678	1	6	40	58	
2015	621	1	6	39		
2016	654	1	6			
2017	548	1				

Source: Office of Institutional Research &amp; Testing

**PERCENT OF FULL-TIME FTIAC FALL TO FALL RETENTION  
FALL 2009 - 10 to FALL 2018 - 19**

	Fall 09-10	Fall 10-11	Fall 11-12	Fall 12-13	Fall 13-14	Fall 14-15	Fall 15-16	Fall 16-17	Fall 17-18	Fall 18-19
<b>FULL-TIME BACHELOR STUDENTS</b>	75%	71%	70%	77%	72%	80%	75%	79%	76%	76%
<b>FULL-TIME ASSOCIATE STUDENTS</b>	67%	68%	68%	68%	70%	72%	69%	70%	69%	69%
<b>TOTAL STUDENTS</b>	70%	70%	69%	71%	71%	75%	71%	73%	71%	71%

**FALL TO SPRING/FALL TO FALL RETENTION  
FALL 2013 - 2019 COHORTS**

All Degree Seeking FTIACS by College

College	Fall 2014 FTIACS			Fall 2015 FTIACS			Fall 2016 FTIACS			Fall 2017 FTIACS			Fall 2018 FTIACS		
	FTIACS	% Ret	% Ret	FTIACS	% Ret	% Ret	FTIACS	% Ret	% Ret	FTIACS	% Ret	% Ret	FTIACS	% Ret	% Ret
<b>ARTS &amp; SCIENCES</b>	384	94%	80%	389	94%	79%	323	94%	80%	344	92%	74%	367	92%	75%
<b>BUSINESS</b>	323	89%	69%	313	87%	70%	258	90%	72%	291	86%	68%	295	87%	65%
<b>ED. &amp; HUMAN SVCS</b>	271	89%	69%	269	90%	69%	271	87%	69%	256	88%	68%	290	88%	68%
<b>ENG. TECHNOLOGY</b>	291	90%	78%	300	87%	75%	198	89%	70%	260	87%	80%	292	87%	77%
<b>HEALTH PROFESSIONS</b>	191	91%	80%	182	95%	73%	141	91%	82%	180	91%	76%	193	90%	73%
<b>KENDALL COLLEGE</b>	159	91%	81%	131	87%	73%	301	90%	80%	107	93%	81%	99	96%	84%
<b>UNIVERSITY COLLEGE</b>	307	79%	66%	373	75%	58%	331	89%	73%	379	77%	59%	344	79%	63%
<b>FSU Total</b>	<b>1,926</b>	<b>89%</b>	<b>74%</b>	<b>1,957</b>	<b>87%</b>	<b>71%</b>	<b>1,823</b>	<b>89%</b>	<b>73%</b>	<b>1,817</b>	<b>87%</b>	<b>71%</b>	<b>1,880</b>	<b>87%</b>	<b>71%</b>

Source: Office of Institutional Research & Testing



**Full-Time FITIAC (First Time in Any College)  
1st-Year to 2nd-Year Progression Rates  
(% Earning 30 FSU Credit Hours 1st Fall to 2nd Fall)**

<b>Fall 2014</b> <i>(Fall 2013 Cohort)</i>	<b>Fall 2015</b> <i>(Fall 2014 Cohort)</i>	<b>Fall 2016</b> <i>(Fall 2015 Cohort)</i>	<b>Fall 2017</b> <i>(Fall 2016 Cohort)</i>	<b>Fall 2018</b> <i>(Fall 2017 Cohort)</i>	<b>Fall 2019</b> <i>(Fall 2018 Cohort)</i>
26.78%	28.07%	24.64%	26.79%	25.59%	25.29%

**Average # of Credits Taken by Full-Time (12+ credits) Students By Class Level  
Summer 2016 thru Fall 2019**

	<b>Summer</b> <b>2016</b>	<b>Fall</b> <b>2016</b>	<b>Spring</b> <b>2017</b>	<b>Summer</b> <b>2017</b>	<b>Fall</b> <b>2017</b>	<b>Spring</b> <b>2018</b>	<b>Summer</b> <b>2018</b>	<b>Fall</b> <b>2018</b>	<b>Spring</b> <b>2019</b>	<b>Summer</b> <b>2019</b>	<b>Fall</b> <b>2019</b>
<b>Freshman</b>	12.26	13.72	13.82	12.00	13.69	13.81	12.00	13.78	13.82	13.00	13.69
<b>Sophomore</b>	12.64	13.83	13.75	12.33	13.82	13.81	13.15	13.84	13.79	12.20	13.89
<b>Junior</b>	13.26	13.90	13.79	13.46	13.82	13.77	13.65	13.88	13.83	13.65	13.89
<b>Senior</b>	13.69	14.02	13.97	13.61	14.00	13.96	13.73	14.06	13.95	13.73	14.14
<b>Graduate</b>	12.00	13.45	12.97	N/A	13.67	12.77	N/A	13.39	12.73	13.71	13.30
<b>1st Professional</b>	13.93	16.07	16.70	13.94	16.30	15.98	13.68	15.65	16.38	13.81	16.01
<b>Total Avg</b>	<b>13.56</b>	<b>14.03</b>	<b>14.07</b>	<b>13.59</b>	<b>14.02</b>	<b>14.02</b>	<b>13.67</b>	<b>14.03</b>	<b>14.07</b>	<b>13.73</b>	<b>14.05</b>
<b>Undergrad Avg</b>	<b>13.48</b>	<b>13.87</b>	<b>13.85</b>	<b>13.50</b>	<b>13.84</b>	<b>13.85</b>	<b>13.67</b>	<b>13.89</b>	<b>13.86</b>	<b>13.69</b>	<b>13.89</b>

Source: Office of Institutional Research & Testing

ENROLLMENT

**TRANSFER IN STUDENTS  
STUDENTS WHO TRANSFERRED TO FERRIS STATE UNIVERSITY  
FROM MICHIGAN COMMUNITY COLLEGES & PUBLIC UNIVERSITIES  
Summer 2018, Fall 2018, Spring 2019**

<u>COMMUNITY COLLEGES</u>		<u>UNIVERSITIES</u>	
Alpena Community College	19	Central Michigan University	40
Bay Mill Community College	3	Eastern Michigan University	12
Bay De Noc Community College	10	Grand Valley State University	65
Delta College	115	Lake Superior State University	11
Glen Oaks Community College	8	Michigan State University	43
Gogebic Community College	3	Michigan Technological University	13
Grand Rapids Community College	293	Northern Michigan University	22
Henry Ford Community College	14	Oakland University	15
Jackson Community College	15	Saginaw Valley State University	16
Kalamazoo Valley Community College	25	University of Michigan - Ann Arbor	6
Kellogg Community College	19	University of Michigan - Dearborn	3
Kirtland Community College	12	University of Michigan - Flint	16
Lake Michigan College	20	Wayne State University	15
Lansing Community College	156	Western Michigan University	25
Macomb Community College	95		
Mid-Michigan Community College	42		
Monroe County Community College	7		
Montcalm Community College	32		
Mott Community College	71		
Muskegon Community College	75		
North Central Michigan College	24		
Northwestern Michigan College	96		
Oakland Community College	42		
Schoolcraft College	15		
Southwestern Michigan College	38		
St. Clair County Community College	24		
Washtenaw Community College	20		
Wayne County Community College	23		
West Shore Community College	47		
<b>TRANSFERS FROM COMMUNITY COLLEGES</b>	<b>1,363</b>	<b>TRANSFERS FROM UNIVERSITIES</b>	<b>302</b>
<b>TOTAL TRANSFERS FROM MI COMMUNITY COLLEGES &amp; PUBLIC UNIVERSITIES TO FERRIS</b>			<b>1,665</b>
<b>TOTAL TRANSFERS FROM OTHER THAN MI COMMUNITY COLLEGES &amp; PUBLIC UNIVERSITIES TO FERRIS</b>			<b>533</b>
<b>TOTAL TRANSFERS TO FERRIS</b>			<b>2,198</b>

Source: Office of Institutional Research & Testing

**TRANSFER OUT STUDENTS**  
**STUDENTS WHO TRANSFERRED FROM FERRIS STATE UNIVERSITY**  
**TO OTHER COLLEGES & UNIVERSITIES PARTICIPATING IN THE NSC DATA SYSTEM**  
**Summer 2018, Fall 2018, Spring 2019**

**COMMUNITY COLLEGES**

Alpena Community College	6
Delta College	47
Grand Rapids Community College	190
Henry Ford Community College	8
Kalamazoo Valley Community College	17
Kellogg Community College	9
Kirtland Community College	10
Lansing Community College	76
Macomb Community College	45
Mid Michigan Community College	40
Montcalm Community College	8
Mott Community College	80
Muskegon Community College	22
North Central Michigan College	8
Northwestern Michigan College	33
Oakland Community College	23
Schoolcraft College	23
Southwestern Michigan College	7
St. Clair County Community College	21
Washtenaw Community College	15
Wayne County Community College	34
West Shore Community College	12
William Rainey Harper College	3

**UNIVERSITIES**

Alma College	3
Aquinas College	10
Arizona State University	3
Baker College - Flint	14
Calvin College	5
Capella University	3
Central Michigan University	44
College for Creative Studies	6
Concordia University - Ann Arbor	4
Cornerstone University Undergr	10
Davenport University	23
Eastern Michigan University	22
Grand Valley State University	104
Hope College	8
Jackson College	9
Lake Michigan College	10
Lake Superior State University	9
Liberty University	4
Michigan State University	67
Michigan Technological University	12
Northern Michigan University	14
Northwood University	3
Oakland University	21
Olivet College	3
Purdue University	3
Saginaw Valley State University	26
School of the Art Institute of Chicago	3
Siena Heights University	5
Taylor University	3
Spring Arbor University	6
University of Detroit Mercy	6
University of Michigan	28
University of Michigan - Dearborn	7
University of Michigan - Flint	8
University of Toledo	3
Walden University	5
Wayne State University	9
Western Michigan University	45

**TOTAL TRANSFERS TO INSTITUTIONS (THREE OR MORE TRANSFERS ENROLLED) - LISTED ABOVE** **1,305**

**TOTAL TRANSFERS TO INSTITUTIONS (LESS THAN THREE TRANSFERS ENROLLED) - NOT LISTED ABOVE** **167**

**TOTAL TRANSFERS FROM FERRIS STATE** **1,472**

Source: National Student Clearinghouse

**ENROLLMENT SUMMARY OF STUDENTS BY AGE  
FALL 2019**

**Full-Time Students**

Age	<u>Undergraduate</u>		<u>Graduate</u>		<u>First Professional</u>		<u>Doctorate</u>	
	Men	Women	Men	Women	Men	Women	Men	Women
Under 18	70	142	0	0	0	0	0	0
18-19	1,393	1,647	0	0	1	0	0	0
20-21	1,316	1,342	2	4	22	54	0	0
22-24	729	588	14	47	159	240	0	0
25-29	219	144	13	28	84	71	0	0
30-34	51	40	7	16	15	8	1	2
35-39	22	24	2	7	8	1	9	11
40-49	15	22	3	9	0	1	16	19
50-64	4	11	0	4	0	1	10	19
65 & Over	0	0	0	0	0	0	0	0
Unknown	0	0	0	0	0	0	0	0
<b>Total</b>	<b>3,819</b>	<b>3,960</b>	<b>41</b>	<b>115</b>	<b>289</b>	<b>376</b>	<b>36</b>	<b>51</b>

**Part-Time Students**

Age	<u>Undergraduate</u>		<u>Graduate</u>		<u>First Professional</u>		<u>Doctorate</u>	
	Men	Women	Men	Women	Men	Women	Men	Women
Under 18	214	464	0	0	0	0	0	0
18-19	59	77	0	0	0	0	0	0
20-21	181	232	0	3	0	0	0	0
22-24	349	346	12	27	0	4	0	0
25-29	264	294	15	62	3	5	0	0
30-34	136	167	20	43	2	0	0	0
35-39	102	123	17	55	0	0	0	1
40-49	92	168	22	46	0	0	0	0
50-64	45	85	9	31	0	0	0	1
65 & over	3	4	0	1	0	0	1	0
Unknown	0	0	0	0	0	0	0	0
<b>Total</b>	<b>1,445</b>	<b>1,960</b>	<b>95</b>	<b>268</b>	<b>5</b>	<b>9</b>	<b>1</b>	<b>2</b>

**Average Age**

	<u>Full-Time</u>	<u>Part-Time</u>
Undergraduate Degree Seeking	21	29
Undergraduate Non-Degree Seeking	24	17
Graduate	28	36
First Professional	24	26
Doctorate	46	52
All Students	21	27

Source: Office of Institutional Research & Testing

## NCAA Graduation Rates

### Federal Graduation Rate (FGR)

Cohort Year	<u>2007/08</u>	<u>2008/09</u>	<u>2009/10</u>	<u>2010/11</u>	<u>2011/12</u>	<u>2012/13</u>
Federal Graduation Rate (FGR)	45%	64%	49%	46%	55%	62%

Federal Graduation Rate (FGR): Federally mandated calculation for all schools that offer athletic scholarships. Counts all transfers as academic failures, so essentially measures the percentage of students who complete a BA/BS from their initial school within six years.

### DI Graduation Success Rate (GSR)

Cohort Year	<u>2007</u>	<u>2008</u>	<u>2009</u>	<u>2010</u>	<u>2011</u>	<u>2012</u>
DI Graduation Success Rate (GSR)	86%	92%	100%	100%	95%	N/A

Graduation Success Rate (GSR): Division I rate that accounts for transfers in/out. Also tracks graduation over six years. In addition to accounting for likely transfers in/out, the GSR also includes mid-year enrollees and non-scholarship athletes at Division I schools that do not offer athletics scholarships.

### DII Graduation Success Rate (ASR)

Cohort Year	<u>2007/08</u>	<u>2008/09</u>	<u>2009/10</u>	<u>2010/11</u>	<u>2011/12</u>	<u>2012/13</u>
DII Academic Success Rate (ASR)	65%	63%	61%	58%	62%	62%

Academic Success Rate (ASR): The Division II Academic Success Rate (ASR) is calculated in much the same way as the Division I GSR. The primary difference is: The ASR includes all non-scholarship freshmen ("walk-ons"), whether or not the school or squad offers aid does not matter, and as a result, the ASR counts about 50% more student-athletes than the federal graduation rate.

Source: NCAA.org, Registrar's Office

# DEGREES

**DEGREES CONFERRED BY PROGRAM**  
ACADEMIC YEAR (SUMMER, FALL, SPRING SEMESTERS)

ARTS & SCIENCES	2016-17					2017-18					2018-19				
	CERT	AS	BA	BS	MA	CERT	AS	BA	BS	MA	CERT	AS	BA	BS	MA
<b>BIOLOGY</b>															
Biology				28					23					19	
Biology - Environmental				8					13					7	
Biology - Forensic				10					3					11	
Biology - Pre-Dentistry				1					3					5	
Biology - Pre-Medicine				15					9					18	
Biology - Pre-Optometry				16					8					14	
Biology - Pre-Pharmacy				21					32					14	
Biology - Pre-Phys Therapy				3					6					3	
Biology - Pre-Veterinary				3					2					2	
Biotechnology				12					7					11	
Pre-Science		41					26					21			
<b>TOTAL</b>	<b>0</b>	<b>41</b>	<b>0</b>	<b>117</b>	<b>0</b>	<b>0</b>	<b>26</b>	<b>0</b>	<b>106</b>	<b>0</b>	<b>0</b>	<b>21</b>	<b>0</b>	<b>104</b>	<b>0</b>
<b>COLLEGE OF ARTS &amp; SCIENCES</b>															
Integrative Studies				56					77					63	
<b>TOTAL</b>	<b>0</b>	<b>0</b>	<b>0</b>	<b>56</b>	<b>0</b>	<b>0</b>	<b>0</b>	<b>0</b>	<b>77</b>	<b>0</b>	<b>0</b>	<b>0</b>	<b>0</b>	<b>63</b>	<b>0</b>
<b>*ENGLISH, LITERATURE, &amp; WORLD LANGUAGES</b>															
English													4		
Journalism						2					0				
Journalism and Technical Communication														5	
Liberal Arts							5					12			
Spanish for the Professions														8	
<b>TOTAL</b>	<b>0</b>	<b>0</b>	<b>0</b>	<b>0</b>	<b>0</b>	<b>2</b>	<b>5</b>	<b>0</b>	<b>0</b>	<b>0</b>	<b>0</b>	<b>12</b>	<b>4</b>	<b>13</b>	<b>0</b>
<b>HUMANITIES</b>															
Applied Speech Communication		1		10			2		13			5		7	
Communication			2					0					0		
History			3					4					7		
Public Advocacy	1					0					0				
Sports Communication	0		9	0		1		0	8		0		0	5	
<b>TOTAL</b>	<b>1</b>	<b>1</b>	<b>14</b>	<b>10</b>	<b>0</b>	<b>1</b>	<b>2</b>	<b>4</b>	<b>21</b>	<b>0</b>	<b>0</b>	<b>5</b>	<b>7</b>	<b>12</b>	<b>0</b>
<b>LANGUAGES &amp; LITERATURE</b>															
Creative Writing	1					0					3				
English			6					5							
Journalism	2					0					0				
Journalism and Technical Communication				2					3						
Liberal Arts		12					12								
Spanish for the Professions									4						
Technical & Professional Communication				3					4					1	
Technical Writing						2					0				
<b>TOTAL</b>	<b>3</b>	<b>12</b>	<b>6</b>	<b>5</b>	<b>0</b>	<b>2</b>	<b>12</b>	<b>5</b>	<b>11</b>	<b>0</b>	<b>3</b>	<b>0</b>	<b>0</b>	<b>1</b>	<b>0</b>
<b>MATHEMATICS</b>															
Actuarial Science				2					5					4	
Applied Mathematics				4					6					4	
Applied Mathematics Actuarial Science				3					0					0	
Applied Mathematics Computer Science				2					3					6	
Computer Science	1					4					1				
<b>TOTAL</b>	<b>1</b>	<b>0</b>	<b>0</b>	<b>11</b>	<b>0</b>	<b>4</b>	<b>0</b>	<b>0</b>	<b>14</b>	<b>0</b>	<b>1</b>	<b>0</b>	<b>0</b>	<b>14</b>	<b>0</b>

**DEGREES CONFERRED BY PROGRAM**  
ACADEMIC YEAR (SUMMER, FALL, SPRING SEMESTERS)

ARTS & SCIENCES	2016-17					2017-18					2018-19				
	CERT	AS	BA	BS	MA	CERT	AS	BA	BS	MA	CERT	AS	BA	BS	MA
<b>PHYSICAL SCIENCES</b>															
Biochemistry								3	1				1	0	
Chemistry			3					6					2		
Industrial Chemistry				1					4					5	
Industrial Chemistry Technology		8					8					6			
Natural Science		0					1					1			
Pre-Pharmacy		13					39					25			
<b>TOTAL</b>	<b>0</b>	<b>21</b>	<b>3</b>	<b>1</b>	<b>0</b>	<b>0</b>	<b>48</b>	<b>9</b>	<b>5</b>	<b>0</b>	<b>0</b>	<b>32</b>	<b>3</b>	<b>5</b>	<b>0</b>
<b>**SOCIAL &amp; BEHAVIORAL SCIENCES</b>															
Political Science				6					3					8	
Psychology		4	0	30			8	1	36			5	0	38	
Sociology			3					4					4		
<b>TOTAL</b>	<b>0</b>	<b>4</b>	<b>3</b>	<b>36</b>	<b>0</b>	<b>0</b>	<b>8</b>	<b>5</b>	<b>39</b>	<b>0</b>	<b>0</b>	<b>5</b>	<b>4</b>	<b>46</b>	<b>0</b>
<b>***SOCIAL WORK</b>															
Social Work		8		70	29		8		59	37		17		74	33
<b>TOTAL</b>	<b>0</b>	<b>8</b>	<b>0</b>	<b>70</b>	<b>29</b>	<b>0</b>	<b>8</b>	<b>0</b>	<b>59</b>	<b>37</b>	<b>0</b>	<b>17</b>	<b>0</b>	<b>74</b>	<b>33</b>
<b>COLLEGE TOTAL</b>	<b>5</b>	<b>87</b>	<b>26</b>	<b>306</b>	<b>29</b>	<b>9</b>	<b>109</b>	<b>23</b>	<b>332</b>	<b>37</b>	<b>4</b>	<b>92</b>	<b>18</b>	<b>332</b>	<b>33</b>

\*Prior 2017 Languages & Literature

\*\*Prior 2017 Social Sciences

\*\*\*Social Work changed departments from Social Science to Social Work in 2016

Source: Office of Institutional Research and Testing



**DEGREES CONFERRED BY PROGRAM**  
ACADEMIC YEAR (SUMMER, FALL, SPRING SEMESTERS)

BUSINESS	2016-17				2017-18				2018-19			
	CERT	AS	BS	MS	CERT	AS	BS	MS	CERT	AS	BS	MS
<b>ACCOUNTANCY FINANCE &amp; INFO SYSTEMS</b>												
Accountancy		4	51			7	28			5	51	
Accountancy/Computer Information Systems			2				1				1	
Accountancy/Finance			3				5				6	
Advanced Studies in Business Intel. & Info.	0				2				0			
Advanced Studies in Business Intelligence	24				4				6			
Advanced Studies in Project Management	41				10				12			
Computerized Business Apps									1			
Computer Information Systems		2	18			5	26			7	32	
Computer Information Technology			18				13				12	
Finance			15				13				13	
Forensic Accounting									2			
Homeland Security - Dig. Security & Forensics	2				1				0			
Information Security Intelligence			30	60		1	34	11		4	30	12
Project Management	2				3				7			
<b>TOTAL</b>	<b>69</b>	<b>6</b>	<b>137</b>	<b>60</b>	<b>20</b>	<b>13</b>	<b>120</b>	<b>11</b>	<b>28</b>	<b>16</b>	<b>145</b>	<b>12</b>

MANAGEMENT												
Advanced Studies Business Intel Infmts									1			
Advanced Studies in Design & Innovation	12				6				7			
Advanced Studies in Incident Response	21				5				7			
Advanced Studies in Mgmt Tools & Techniques	11				8				0			
Advanced Studies in Performance Metrics	1				4				6			
BUAD w/Professional Tracks			65				69				40	
Business Administration			137				155				160	
Business Administration - Aviation			2				2				2	
Business Admin Legal Studies			7				9				5	
Business Administration - Maritime			5				2				0	
Event Managemnet	2				2				1			
Fleet Management	3				9				7			
General Business		22				21				25		
Human Resource Management	17		8		22		20		23		17	
International Business	3				7				5			
Leadership and Supervision	38				28				21			
Lean Systems	1				2				3			
Legal Studies		8				13				10		
Manufacturing Operations					2				3			
Masters of Business Administration				28				28				38
Operations and Supply Management			7				11				11	
Real Estate	1				0				0			
Risk Management & Insurance	0		4		4		6		1		3	
Small Business Management	2				7				7			
Spa Management	1				0				0			
<b>TOTAL</b>	<b>113</b>	<b>30</b>	<b>235</b>	<b>28</b>	<b>106</b>	<b>34</b>	<b>274</b>	<b>28</b>	<b>92</b>	<b>35</b>	<b>238</b>	<b>38</b>

DEGREES

**DEGREES CONFERRED BY PROGRAM**  
**ACADEMIC YEAR (SUMMER, FALL, SPRING SEMESTERS)**

BUSINESS	2016-17				2017-18				2018-19			
	CERT	AS	BS	MS	CERT	AS	BS	MS	CERT	AS	BS	MS
<b>MARKETING</b>												
Advertising/Integrated Marketing Communication	1		15		0		19		1		11	
Business Data Analytics			2				8				6	
Business to Business Marketing	4				7				3			
Data Analytics									4			
Data Mining	5				2				0			
Digital Marketing	2				8				7			
Direct Marketing	10				4				3			
Graphic Communication		8				2				7		
Graphic Design		31	12			7	12			9	8	
Graphic Media Management			12				2				10	
Healthcare Marketing			2				1				2	
Integrated Marketing Techniques	1				0				0			
Marketing	1	23	50		0	20	34		1	10	43	
Marketing Research									1			
Marketing/Sales	6				3				2			
Professional Digital Marketing									1			
Public Relations			15				15				10	
<b>TOTAL</b>	<b>30</b>	<b>62</b>	<b>108</b>	<b>0</b>	<b>24</b>	<b>29</b>	<b>91</b>	<b>0</b>	<b>23</b>	<b>26</b>	<b>90</b>	<b>0</b>

<b>SPORT, ENTERTAINMENT, &amp; HOSPITALITY</b>												
Catering Management	1				3				0			
Club Management	2				0				0			
Culinary Management	2				6				0			
Dietary and Food Service Management		3				3				0		
Hospitality Management			5				17				29	
Hotel Management			10		1		3		0		0	
Hotel, Restaurant, & Food Industry Management			12				9				2	
Music Industry Management			33				30				37	
Nutrition/Food Service Management						2			1	3		
PGA Golf Management			43				37				36	
Professional Brew Management						4				5		
Professional Tennis Management			15				7				5	
Resort Management			20				5				3	
Restaurant & Food Industry Management	5	12			3	12			1	9		
Ski Resort Management					1				4			
Special Event & Meeting Planning	2				0				0			
<b>TOTAL</b>	<b>12</b>	<b>15</b>	<b>138</b>	<b>0</b>	<b>14</b>	<b>21</b>	<b>108</b>	<b>0</b>	<b>6</b>	<b>17</b>	<b>112</b>	<b>0</b>

<b>COLLEGE TOTAL</b>	<b>224</b>	<b>113</b>	<b>618</b>	<b>88</b>	<b>164</b>	<b>97</b>	<b>593</b>	<b>39</b>	<b>149</b>	<b>94</b>	<b>585</b>	<b>50</b>
----------------------	------------	------------	------------	-----------	------------	-----------	------------	-----------	------------	-----------	------------	-----------

Source: Office of Institutional Research and Testing

**DEGREES CONFERRED BY PROGRAM**  
ACADEMIC YEAR (SUMMER, FALL, SPRING SEMESTERS)

EDUCATION & HUMAN SERVICES	2016-17				2017-18				2018-19			
	CERT	AS	BS	MS	CERT	AS	BS	MS	CERT	AS	BS	MS
<b>CRIMINAL JUSTICE</b>												
Criminal Justice						18				86	1	
Criminal Justice - Corrections			20				10				17	
Criminal Justice - Generalist			302				268				285	
Criminal Justice - Law Enforcement			41				32				41	
Criminal Justice Administration				33				17				19
Pre-Criminal Justice		108				53				14		
<b>TOTAL</b>	<b>0</b>	<b>108</b>	<b>363</b>	<b>33</b>	<b>0</b>	<b>71</b>	<b>310</b>	<b>17</b>	<b>0</b>	<b>100</b>	<b>344</b>	<b>19</b>
<b>SCHOOL OF DIGITAL MEDIA</b>												
Digital Animation/Game Design			14				28				29	
Digital Media Software Engineering			3				3				6	
Digital Media										7		
Pre-Digital Media		5				4				3		
Television & Digital Media Production			13				16				23	
<b>TOTAL</b>	<b>0</b>	<b>5</b>	<b>30</b>	<b>0</b>	<b>0</b>	<b>4</b>	<b>47</b>	<b>0</b>	<b>0</b>	<b>10</b>	<b>58</b>	<b>0</b>
<b>SCHOOL OF EDUCATION</b>												
Biology Education			1				5				1	
Career & Technical Education - Admin				1				0				0
Career & Technical Education - Instructor				5				2				5
Career & Technical Education - Post Sec Admin				1				5				0
Career & Technical Education - Train Dev				1				0				2
Chemistry Education							2				0	
Curriculum & Instruction - Special Needs Ed				7				7				2
Curriculum & Instruction - Subject Area				7				3				2
Early Childhood Education		16	28			11	31			11	25	
Early Childhood Lead Teacher			2				0				0	
Educational Leadership				8				4				1
Elementary Education			44				41				46	
English Education			4				3				6	
History Education							1				1	
Mathematics Education			4				5				2	
Political Science Education							1				0	
Pre-Teaching Elementary		1				1				4		
Pre-Teaching Secondary		4				5				3		
Pro-Mo-TEd Technical Education			2				3				8	
Social Studies & Elementary Education			1				0				1	
Social Studies Education			6				3				4	
Technical Education											1	
<b>TOTAL</b>	<b>0</b>	<b>21</b>	<b>92</b>	<b>30</b>	<b>0</b>	<b>17</b>	<b>95</b>	<b>21</b>	<b>0</b>	<b>18</b>	<b>95</b>	<b>12</b>
<b>COLLEGE TOTAL</b>	<b>0</b>	<b>134</b>	<b>485</b>	<b>63</b>	<b>0</b>	<b>92</b>	<b>452</b>	<b>38</b>	<b>0</b>	<b>128</b>	<b>497</b>	<b>31</b>

Source: Office of Institutional Research and Testing

**DEGREES CONFERRED BY PROGRAM**  
ACADEMIC YEAR (SUMMER, FALL, SPRING SEMESTERS)

ENGINEERING TECHNOLOGY	2016-17				2017-18				2018-19			
	CERT	AS	BS	MS	CERT	AS	BS	MS	CERT	AS	BS	MS
<b>ARCHITECTURAL TECH &amp; FACILITIES MGMT</b>												
Architectural Technology		21				32				27		
Architecture & Sustainability			3				14				11	
Facility Management	4		16		4		11		4		14	
<b>TOTAL</b>	<b>4</b>	<b>21</b>	<b>19</b>	<b>0</b>	<b>4</b>	<b>32</b>	<b>25</b>	<b>0</b>	<b>4</b>	<b>27</b>	<b>25</b>	<b>0</b>

<b>AUTOMOTIVE</b>												
Automotive Engineering Technology			50				46				37	
Automotive Management			24				18				10	
Automotive Management (2+2)											7	
Automotive Service Technology		2				11				8		
Performance Machining	5				3				12			
Performance Motorsports	41				47				41			
<b>TOTAL</b>	<b>46</b>	<b>2</b>	<b>74</b>	<b>0</b>	<b>50</b>	<b>11</b>	<b>64</b>	<b>0</b>	<b>53</b>	<b>8</b>	<b>54</b>	<b>0</b>

<b>CONSTRUCTION TECHNOLOGY &amp; MGMT</b>												
Building Construction Technology		52				44				41		
Civil Engineering Technology		12				17				15		
Construction Management			51				51				57	
<b>TOTAL</b>	<b>0</b>	<b>64</b>	<b>51</b>	<b>0</b>	<b>0</b>	<b>61</b>	<b>51</b>	<b>0</b>	<b>0</b>	<b>56</b>	<b>57</b>	<b>0</b>

<b>ELECTRONICS/CNS</b>												
Computer Networks & Systems			9				4				5	
Electrical/Electronics Engineering Technology			16				20				11	
Industrial Electronics Technology		15				8				13		
<b>TOTAL</b>	<b>0</b>	<b>15</b>	<b>25</b>	<b>0</b>	<b>0</b>	<b>8</b>	<b>24</b>	<b>0</b>	<b>0</b>	<b>13</b>	<b>16</b>	<b>0</b>

<b>ENERGY SYSTEMS ENGINEERING</b>												
Energy Systems Engineering			4				1				1	
<b>TOTAL</b>	<b>0</b>	<b>0</b>	<b>4</b>	<b>0</b>	<b>0</b>	<b>0</b>	<b>1</b>	<b>0</b>	<b>0</b>	<b>0</b>	<b>1</b>	<b>0</b>

<b>HEAVY EQUIPMENT</b>												
Electrical Power Generation	6				3				0			
Heavy Equipment Service Engineering Tech			17				20				23	
Heavy Equipment Technology		28				31				26		
<b>TOTAL</b>	<b>6</b>	<b>28</b>	<b>17</b>	<b>0</b>	<b>3</b>	<b>31</b>	<b>20</b>	<b>0</b>	<b>0</b>	<b>26</b>	<b>23</b>	<b>0</b>

<b>HVACR</b>												
HVACR Eng Tech and Energy Mgmt			30				40				32	
HVACR Engineering Technology			1				0				0	
HVACR Technology		29				28				26		
<b>TOTAL</b>	<b>0</b>	<b>29</b>	<b>31</b>	<b>0</b>	<b>0</b>	<b>28</b>	<b>40</b>	<b>0</b>	<b>0</b>	<b>26</b>	<b>32</b>	<b>0</b>

**DEGREES CONFERRED BY PROGRAM**  
ACADEMIC YEAR (SUMMER, FALL, SPRING SEMESTERS)

ENGINEERING TECHNOLOGY	2016-17				2017-18				2018-19			
	CERT	AS	BS	MS	CERT	AS	BS	MS	CERT	AS	BS	MS
<b>MANUFACTURING ENGINEERING TECH</b>												
Basic CNC Prog & Machine Operations	46				37				53			
Industrial Practices	8				10				9			
Industrial Technology and Management			26				28				30	
Manufacturing Engineering Technology			23				48				38	
Manufacturing Technology		28				18				12		
Product Design	7				8				3			
Quality Leadership	1				1				0			
Quality Technology	71				86				74			
<b>TOTAL</b>	<b>133</b>	<b>28</b>	<b>49</b>	<b>0</b>	<b>142</b>	<b>18</b>	<b>76</b>	<b>0</b>	<b>139</b>	<b>12</b>	<b>68</b>	<b>0</b>
<b>MECHANICAL DESIGN</b>												
CAD Drafting & Tool Design Technology		23				7				17		
Mechanical Engineering Technology		52	33			33	45			59	43	
Product Design Engineering Technology			21				18				32	
<b>TOTAL</b>	<b>0</b>	<b>75</b>	<b>54</b>	<b>0</b>	<b>0</b>	<b>40</b>	<b>63</b>	<b>0</b>	<b>0</b>	<b>76</b>	<b>75</b>	<b>0</b>
<b>PLASTICS &amp; RUBBER</b>												
Plastics Engineering Technology			49				49				54	
Plastics Technology		1				0				0		
Plastics/Polymer Engineering Technology		56				51				35		
Rubber Engineering Technology			3				2				3	
<b>TOTAL</b>	<b>0</b>	<b>57</b>	<b>52</b>	<b>0</b>	<b>0</b>	<b>51</b>	<b>51</b>	<b>0</b>	<b>0</b>	<b>35</b>	<b>57</b>	<b>0</b>
<b>SURVEYING</b>												
Geographic Information Systems					1				2			
Positioning for Hydrographic Surveying	2				0				0			
Surveying Engineering			13				19				13	
Surveying Technology		19				18				5		
<b>TOTAL</b>	<b>2</b>	<b>19</b>	<b>13</b>	<b>0</b>	<b>1</b>	<b>18</b>	<b>19</b>	<b>0</b>	<b>2</b>	<b>5</b>	<b>13</b>	<b>0</b>
<b>WELDING ENGINEERING TECHNOLOGY</b>												
Welding Engineering Technology			37				45				37	
Welding Technology		44				39				44		
<b>TOTAL</b>	<b>0</b>	<b>44</b>	<b>37</b>	<b>0</b>	<b>0</b>	<b>39</b>	<b>45</b>	<b>0</b>	<b>0</b>	<b>44</b>	<b>37</b>	<b>0</b>
<b>COLLEGE TOTAL</b>	<b>191</b>	<b>382</b>	<b>426</b>	<b>0</b>	<b>200</b>	<b>337</b>	<b>478</b>	<b>0</b>	<b>198</b>	<b>328</b>	<b>458</b>	<b>0</b>

Source: Office of Institutional Research and Testing

DEGREES

**DEGREES CONFERRED BY PROGRAM**  
ACADEMIC YEAR (SUMMER, FALL, SPRING SEMESTERS)

HEALTH PROFESSIONS	2016-17					2017-18					2018-19				
	CERT	AAS	BS	BSN	MS	CERT	AAS	BS	BSN	MS	CERT	AAS	BS	BSN	MS
<b>CLINICAL LAB, RESP CARE &amp; HEALTH ADM.</b>															
Cancer Information Management						2					2				
Gerontology	48					52					40				
Health Care Systems Administration			79					71					49		
Health Information Management			27					24					14		
Health Information Technology		30					31					18			
Lean Healthcare	1					2					1				
Long Term Care	18					29					26				
Master of Healthcare Administration										1					8
Medical Laboratory Science			22					18					18		
Medical Laboratory Technology		3					5					0			
Molecular Diagnostics			4					5					13		
Public Health			1					12		3			6		4
Respiratory Care		16					32					13			
<b>TOTAL</b>	<b>67</b>	<b>49</b>	<b>133</b>	<b>0</b>	<b>0</b>	<b>85</b>	<b>68</b>	<b>130</b>	<b>0</b>	<b>4</b>	<b>69</b>	<b>31</b>	<b>100</b>	<b>0</b>	<b>12</b>
<b>DENTAL HYGIENE &amp; MEDICAL IMAGING</b>															
Allied Health Science		18	55				33	73				34	56		
Dental Hygiene		37	12				39	19				42	13		
Diagnostic Medical Sonography		19					17					16			
Nuclear Medicine Technology			36					14					23		
Radiography		42					39					36			
Vascular Ultrasound											3				
<b>TOTAL</b>	<b>0</b>	<b>116</b>	<b>103</b>	<b>0</b>	<b>0</b>	<b>0</b>	<b>128</b>	<b>106</b>	<b>0</b>	<b>0</b>	<b>3</b>	<b>128</b>	<b>92</b>	<b>0</b>	<b>0</b>
<b>SCHOOL OF NURSING</b>															
Master of Science in Nursing					25					22					24
Nursing*				156					0					0	
Nursing Education	2					5					3				
Nursing Accelerated Track			1					0					0		
Nursing- B.S.N.				54					261					187	
<b>TOTAL</b>	<b>2</b>	<b>0</b>	<b>1</b>	<b>210</b>	<b>25</b>	<b>5</b>	<b>0</b>	<b>0</b>	<b>261</b>	<b>22</b>	<b>3</b>	<b>0</b>	<b>0</b>	<b>187</b>	<b>24</b>
<b>COLLEGE TOTAL</b>	<b>69</b>	<b>165</b>	<b>237</b>	<b>210</b>	<b>25</b>	<b>90</b>	<b>196</b>	<b>236</b>	<b>261</b>	<b>26</b>	<b>75</b>	<b>159</b>	<b>192</b>	<b>187</b>	<b>36</b>

\*Nursing is counted with Nursing-B.S.N. as of 2017-18.

Source: Office of Institutional Research and Testing

**DEGREES CONFERRED BY PROGRAM**  
ACADEMIC YEAR (SUMMER, FALL, SPRING SEMESTERS)

KENDALL	2016-17				2017-18				2018-19			
	CERT	BS	BFA	MFA	CERT	BS	BFA	MFA	CERT	BS	BFA	MFA
<b>DESIGN STUDIES</b>												
Colaborative Design			8				9				4	
Digital Art and Design											3	
Digital Media			24				31				33	
Visual and Critical Studies				1				3	1			3
Master of Architecture				8				6				0
Furniture Design			6				5				4	
Graphic Design			42				40				49	
Illustration			35				29				31	
Industrial Design			14				20				17	
Interior Design			20				13				19	
Masters of Arts in Design				0				1				0
Medical Illustration			16				8				4	
Metals/Jewelry Design			3				4				7	
<b>TOTAL</b>	<b>0</b>	<b>0</b>	<b>168</b>	<b>9</b>	<b>0</b>	<b>0</b>	<b>159</b>	<b>10</b>	<b>1</b>	<b>0</b>	<b>171</b>	<b>3</b>
<b>FINE ARTS/FOUNDATION</b>												
Art Education			8				5				7	
Drawing			10				5				6	
Fashion Studies			13				5				7	
Fine Arts Drawing				3				2				1
Fine Arts Painting				3				3				6
Fine Arts Photography								1				3
Fine Arts Printmaking				2				1				1
Painting			3				5				3	
Photography			25				10				5	
Printmaking			6				3				4	
Sculpture/Functional Art			3				6				1	
<b>TOTAL</b>	<b>0</b>	<b>0</b>	<b>68</b>	<b>8</b>	<b>0</b>	<b>0</b>	<b>39</b>	<b>7</b>	<b>0</b>	<b>0</b>	<b>33</b>	<b>11</b>
<b>LIBERAL ARTS/SCIENCE/ART HISTORY</b>												
Art History										2		
Art History Academic Option		2				2				2		
Art History Studio Option		4				0				1		
Master of Art Education				1				1				0
<b>TOTAL</b>	<b>0</b>	<b>6</b>	<b>0</b>	<b>1</b>	<b>0</b>	<b>2</b>	<b>0</b>	<b>1</b>	<b>0</b>	<b>5</b>	<b>0</b>	<b>0</b>
<b>COLLEGE TOTAL</b>	<b>0</b>	<b>6</b>	<b>236</b>	<b>18</b>	<b>0</b>	<b>2</b>	<b>198</b>	<b>18</b>	<b>1</b>	<b>5</b>	<b>204</b>	<b>14</b>

Source: Office of Institutional Research and Testing

DEGREES

**DEGREES CONFERRED BY PROGRAM**  
**ACADEMIC YEAR (SUMMER, FALL, SPRING SEMESTERS)**

MICHIGAN COLLEGE OF OPTOMETRY	2016-17				2017-18				2018-19			
	CERT	AS	BS	OD	CERT	AS	BS	OD	CERT	AS	BS	OD
Optometry				35				36				35
Vision Science			7				5				9	
<b>COLLEGE TOTAL</b>	<b>0</b>	<b>0</b>	<b>7</b>	<b>35</b>	<b>0</b>	<b>0</b>	<b>5</b>	<b>36</b>	<b>0</b>	<b>0</b>	<b>9</b>	<b>35</b>

PHARMACY	2016-17				2017-18				2018-19			
	CERT	AS	BS	Pharm D	CERT	AS	BS	Pharm D	CERT	AS	BS	Pharm D
Pharmacy				147				126				149
<b>COLLEGE TOTAL</b>	<b>0</b>	<b>0</b>	<b>0</b>	<b>147</b>	<b>0</b>	<b>0</b>	<b>0</b>	<b>126</b>	<b>0</b>	<b>0</b>	<b>0</b>	<b>149</b>

PROFESSIONAL & TECHNOLOGICAL STUDIES	2016-17				2017-18				2018-19			
	CERT	AS	BS	EDD	CERT	AS	BS	EDD	CERT	AS	BS	EDD
Community College Leadership				16				16				29
<b>TOTAL</b>	<b>0</b>	<b>0</b>	<b>0</b>	<b>16</b>	<b>0</b>	<b>0</b>	<b>0</b>	<b>16</b>	<b>0</b>	<b>0</b>	<b>0</b>	<b>29</b>
<b>COLLEGE TOTAL</b>	<b>0</b>	<b>0</b>	<b>0</b>	<b>16</b>	<b>0</b>	<b>0</b>	<b>0</b>	<b>16</b>	<b>0</b>	<b>0</b>	<b>0</b>	<b>29</b>

UNIVERSITY COLLEGE	2016-17				2017-18				2018-19			
	CERT	AS	BS	EDD	CERT	AS	BS	EDD	CERT	AS	BS	EDD
Developmental Program & Curriculum												
General Studies						8				6		
<b>COLLEGE TOTAL</b>	<b>0</b>	<b>0</b>	<b>0</b>	<b>0</b>	<b>0</b>	<b>8</b>	<b>0</b>	<b>0</b>	<b>0</b>	<b>6</b>	<b>0</b>	<b>0</b>

Source: Office of Institutional Research and Testing



**DEGREES CONFERRED AT FERRIS STATE UNIVERSITY**

ACADEMIC YEAR (SUMMER, FALL, SPRING SEMESTERS)

	<u>CERTIFICATE</u>	<u>ASSOCIATE</u>	<u>BACHELOR</u>	<u>MASTER</u>	<u>PROFESSIONAL</u> <u>PRACTICE</u>	<u>DOCTORATE</u>	<u>TOTAL</u>
<b>1999 - 2000</b>	130	821	1,186	81	44		2,262
<b>2000 - 2001</b>	100	722	1,217	116	52		2,207
<b>2001 - 2002</b>	157	764	1,325	152	45		2,443
<b>2002 - 2003</b>	247	808	1,312	168	58		2,593
<b>2003 - 2004</b>	217	830	1,410	148	121		2,726
<b>2004 - 2005</b>	245	843	1,403	158	149		2,798
<b>2005 - 2006</b>	259	905	1,615	134	147		3,060
<b>2006 - 2007</b>	327	873	1,639	169	154		3,162
<b>2007 - 2008</b>	264	861	1,839	137	158		3,259
<b>2008 - 2009</b>	292	794	1,952	197	176		3,411
<b>2009 - 2010</b>	283	787	2,004	156	177		3,407
<b>2010 - 2011</b>	247	718	2,199	165	178		3,507
<b>2011 - 2012</b>	298	819	2,310	149	185		3,761
<b>2012 - 2013</b>	249	790	2,359	127	150	5	3,680
<b>2013 - 2014</b>	288	683	2,412	164	178	8	3,733
<b>2014 - 2015</b>	370	695	2,404	144	163	24	3,800
<b>2015 - 2016</b>	441	741	2,600	221	182	11	4,196
<b>2016 - 2017</b>	489	881	2,557	223	182	16	4,348
<b>2017 - 2018</b>	462	839	2,581	158	162	16	4,218
<b>2018 - 2019</b>	427	807	2,487	164	184	29	4,098

Source: Office of Institutional Research and Testing

## DEGREES

# FERRIS STATE UNIVERSITY

## APPROVED PROGRAM MAJORS

\* exception for programs with concentration that were built as an individual degree

### COLLEGE OF ARTS AND SCIENCES

Department	Program	Degree
Arts & Sciences Dean's Office	Integrative Studies	AA
Arts & Sciences Dean's Office	Integrative Studies	BS
Biological Sciences	Biology	BS
Biological Sciences	*Biology/Environmental Biology	BS
Biological Sciences	*Biology/Forensic Biology	BS
Biological Sciences	*Biology/Pre-Dentistry	BS
Biological Sciences	*Biology/Pre-Medicine	BS
Biological Sciences	*Biology/Pre-Optometry	BS
Biological Sciences	*Biology/Pre-Pharmacy	BS
Biological Sciences	*Biology/Pre-Physical Therapy	BS
Biological Sciences	*Biology/Pre-Veterinary Medicine	BS
Biological Sciences	Biotechnology	BS
Biological Sciences	Pre-Science	AS
Biological Sciences/Physical Sciences	Natural Science	AS
English, Literature, and World Languages	English	BA
English, Literature, and World Languages	Journalism & Technical Communication	BS
English, Literature, and World Languages	Liberal Arts	AA
English, Literature, and World Languages	Pre-Technical Communication	AA
English, Literature, and World Languages	Spanish for the Professions	BS
English, Literature, and World Languages	Technical & Professional Communication	BS
Humanities	Applied Speech Communication	AA
Humanities	Applied Speech Communication	BS
Humanities	History	BA
Humanities	Sports Communication	BS
Mathematics	Actuarial Science	BS
Mathematics	Applied Mathematics	BS
Mathematics	Applied Mathematics/Computer Science	BS
Mathematics	Pre-Engineering	AS
Physical Sciences	Biochemistry	BA
Physical Sciences	Biochemistry	BS
Physical Sciences	Chemistry	BA
Physical Sciences	Chemistry/Pre-Pharmacy	BA
Physical Sciences	Industrial Chemistry	BS
Physical Sciences	Industrial Chemistry Technology	AAS
Physical Sciences	Pre-Pharmacy	AS
Social and Behavioral Sciences	Political Sciences	BS
Social and Behavioral Sciences	Psychology	AA
Social and Behavioral Sciences	Psychology	BS
Social and Behavioral Sciences	Sociology	BA
Social Work	Social Work	AA
Social Work	Social Work	BSW
Social Work	Social Work	MSW

# FERRIS STATE UNIVERSITY

## APPROVED PROGRAM MAJORS

\* exception for programs with concentration that were built as an individual degree

### COLLEGE OF BUSINESS

Department	Program	Degree
Accountancy, Finance, & Information Systems	Accountancy	AAS
Accountancy, Finance, & Information Systems	Accountancy	BS
Accountancy, Finance, & Information Systems	Accountancy/Computer Information Systems	BS
Accountancy, Finance, & Information Systems	*Accountancy/Finance	BS
Accountancy, Finance, & Information Systems	Computer Information Systems	AAS
Accountancy, Finance, & Information Systems	Computer Information Systems	BS
Accountancy, Finance, & Information Systems	Computer Information Technology	BS
Accountancy, Finance, & Information Systems	Finance	BS
Accountancy, Finance, & Information Systems	Information Security & Intelligence	AAS
Accountancy, Finance, & Information Systems	Information Security & Intelligence	BS
Accountancy, Finance, & Information Systems	Information Security & Intelligence	MS
Management	Business Administration	BS
Management	Business Administration	MBA
Management	*Business Administration with Professional Tracks	BS
Management	Business Administration w/PharmD	MBA
Management	General Business	AAS
Management	Human Resource Management	BS
Management	Operations and Supply Management	BS
Management	Risk Management and Insurance	BS
Marketing	Advertising/Integrated Marketing Communication	BS
Marketing	Business Data Analytics	BS
Marketing	Graphic Communications	AAS
Marketing	Graphic Design	BS
Marketing	Graphic Media Management	BS
Marketing	Healthcare Marketing	BS
Marketing	Marketing	AAS
Marketing	Marketing	BS
Marketing	Public Relations	BS
Sport Entertainment and Hospitality Mgmt	Nutrition and Food Service Management	AAS
Sport Entertainment and Hospitality Mgmt	Hospitality Management	BS
Sport Entertainment and Hospitality Mgmt	Music Industry Management	BS
Sport Entertainment and Hospitality Mgmt	PGA Golf Management	BS
Sport Entertainment and Hospitality Mgmt	Professional Brew Management	BS
Sport Entertainment and Hospitality Mgmt	Professional Tennis Management	BS
Sport Entertainment and Hospitality Mgmt	Restaurant & Food Industry Management	AAS

# FERRIS STATE UNIVERSITY

## APPROVED PROGRAM MAJORS

\* exception for programs with concentration that were built as an individual degree

### COLLEGE OF EDUCATION AND HUMAN SERVICES

School	Program	Degree
Criminal Justice	Criminal Justice Administration	MS
Criminal Justice	*Criminal Justice/Corrections Option	BS
Criminal Justice	*Criminal Justice/Generalist Option	BS
Criminal Justice	*Criminal Justice/Law Enforcement Option	BS
Criminal Justice	Criminal Justice	AA
Digital Media	Digital Animation and Game Design	BAS
Digital Media	Digital Media Software Engineering	BS
Digital Media	Digital Media	AS
Digital Media	Television and Digital Media Production	BS
Education	Biology Education	BS
Education	Business Education - Marketing	BS
Education	Business Mgmt Marketing & Tech Education	BS
Education	*Career & Technical Education/Instructor	MTE
Education	*Career & Technical Education/Postsecondary Administration	MTE
Education	*Career & Technical Education/Training and Development	MTE
Education	Chemistry Education	BS
Education	Curriculum & Instruction - Administrative	M.Ed.
Education	*Curriculum & Instruction - Reading Specialist Option	M.Ed.
Education	*Curriculum & Instruction - Special Education	M.Ed.
Education	*Curriculum & Instruction - Subject Area	M.Ed.
Education	Early Childhood Education	AAS
Education	Early Childhood Education	BS
Education	Educational Leadership	MS
Education	Elementary Education	BS
Education	English Education	BS
Education	Geography Education	BS
Education	History Education	BS
Education	Mathematics Education	BS
Education	Political Sciences Education	BS
Education	Pre-Teaching Elementary	AA
Education	Pre-Teaching Secondary	AA
Education	Social Studies Elementary Education	BS
Education	Social Studies Secondary Education	BS
Education	Technical Education	BS
Education	Technical Education - Prof. Modularized Teaching Education	BS
Leisure Studies and Wellness	Recreation Leadership & Management	BS

# FERRIS STATE UNIVERSITY

## APPROVED PROGRAM MAJORS

\* exception for programs with concentration that were built as an individual degree

### COLLEGE OF ENGINEERING TECHNOLOGY

School	Program	Degree
Automotive and Heavy Equipment	Automotive Engineering Technology	BS
Automotive and Heavy Equipment	Automotive Management	BS
Automotive and Heavy Equipment	Automotive Service Technology	AAS
Automotive and Heavy Equipment	Heavy Equipment Service Engineering Technology	BS
Automotive and Heavy Equipment	Heavy Equipment Technology	AAS
Built Environment	Architectural Technology	AAS
Built Environment	Architecture & Sustainability	BS
Built Environment	Building Construction Technology	AAS
Built Environment	Civil Engineering Technology	AAS
Built Environment	Construction Management	BS
Built Environment	Facility Management	BS
Built Environment	HVACR Engineering Technology and Energy Management	BS
Built Environment	HVACR Technology	AAS
Design and Manufacturing	CAD Drafting & Tool Design Technology	AAS
Design and Manufacturing	Industrial Technology and Management	BAS
Design and Manufacturing	Manufacturing Engineering Technology	BS
Design and Manufacturing	Manufacturing Technology	AAS
Design and Manufacturing	Plastics & Polymer Engineering Technology	AAS
Design and Manufacturing	Plastics Engineering Technology	BS
Design and Manufacturing	Rubber Engineering Technology	BS
Design and Manufacturing	Welding Engineering Technology	BS
Design and Manufacturing	Welding Technology	AAS
Engineering and Computing Technology	Computer Networks & Systems	BS
Engineering and Computing Technology	Electrical/Electronics Engineering Technology	BS
Engineering and Computing Technology	Industrial Electronics Technology	AAS
Engineering and Computing Technology	Mechanical Engineering Technology	BS
Engineering and Computing Technology	Mechanical Engineering Technology	AAS
Engineering and Computing Technology	Product Design Engineering Technology	BS
Engineering and Computing Technology	Surveying Engineering	BS
Engineering and Computing Technology	Surveying Technology	AAS

## DEGREES

# FERRIS STATE UNIVERSITY

## APPROVED PROGRAM MAJORS

\* exception for programs with concentration that were built as an individual degree

### COLLEGE OF HEALTH PROFESSIONS

<b>Department/School</b>	<b>Program</b>	<b>Degree</b>
Clinical Laboratory, Respiratory, Health Admin	Health Care Systems Administration	BS
Clinical Laboratory, Respiratory, Health Admin	Health Information Management	BS
Clinical Laboratory, Respiratory, Health Admin	Health Information Technology	AAS
Clinical Laboratory, Respiratory, Health Admin	Healthcare Administration	MHA
Clinical Laboratory, Respiratory, Health Admin	Medical Laboratory Technology	AAS
Clinical Laboratory, Respiratory, Health Admin	Medical Laboratory Science	BS
Clinical Laboratory, Respiratory, Health Admin	Molecular Diagnostics	BS
Clinical Laboratory, Respiratory, Health Admin	Public Health	BS
Clinical Laboratory, Respiratory, Health Admin	Public Health	MPH
Clinical Laboratory, Respiratory, Health Admin	Respiratory Care	AA
Clinical Laboratory, Respiratory, Health Admin	Respiratory Therapy	BS
Dental Hygiene & Medical Imaging	Allied Health Science	BS
Dental Hygiene & Medical Imaging	Allied Health Science	AAS
Dental Hygiene & Medical Imaging	Dental Hygiene	BS
Dental Hygiene & Medical Imaging	Dental Hygiene	AAS
Dental Hygiene & Medical Imaging	Diagnostic Medical Sonography	AAS
Dental Hygiene & Medical Imaging	Nuclear Medicine Technology	BS
Dental Hygiene & Medical Imaging	Radiography	AAS
Nursing	Nursing	BSN
Nursing	Nursing RN to BSN	BSN
Nursing	Nursing	MSN
Nursing	Nursing	DNP

### COLLEGE OF PHARMACY

<b>Program</b>	<b>Degree</b>
Doctor of Pharmacy	Pharm.D.

### COLLEGE OF PROFESSIONAL AND TECHNOLOGICAL STUDIES

<b>Program</b>	<b>Degree</b>
Community College Leadership	EDD

### MICHIGAN COLLEGE OF OPTOMETRY

<b>Program</b>	<b>Degree</b>
Doctor of Optometry	OD

# FERRIS STATE UNIVERSITY

## APPROVED PROGRAM MAJORS

\* exception for programs with concentration that were built as an individual degree

### KENDALL COLLEGE OF ART AND DESIGN

Program	Degree
Art Education	BFA
Collaborative Design	BFA
Digital Media	BFA
Drawing	BFA
Fashion Studies	BFA
Furniture Design	BFA
Graphic Design	BFA
Illustration	BFA
Industrial Design	BFA
Interior Design	BFA
Medical Illustration	BFA
Metals and Jewelry Design	BFA
Painting	BFA
Photography	BFA
Printmaking	BFA
Sculpture and Functional Art	BFA
Art History	BS
Design	MA
Visual and Critical Studies	MA
Architecture	MArch
Art Education	MAE
*Fine Arts/Drawing	MFA
*Fine Arts/Painting	MFA
*Fine Arts/Photography	MFA
*Fine Arts/Printmaking	MFA

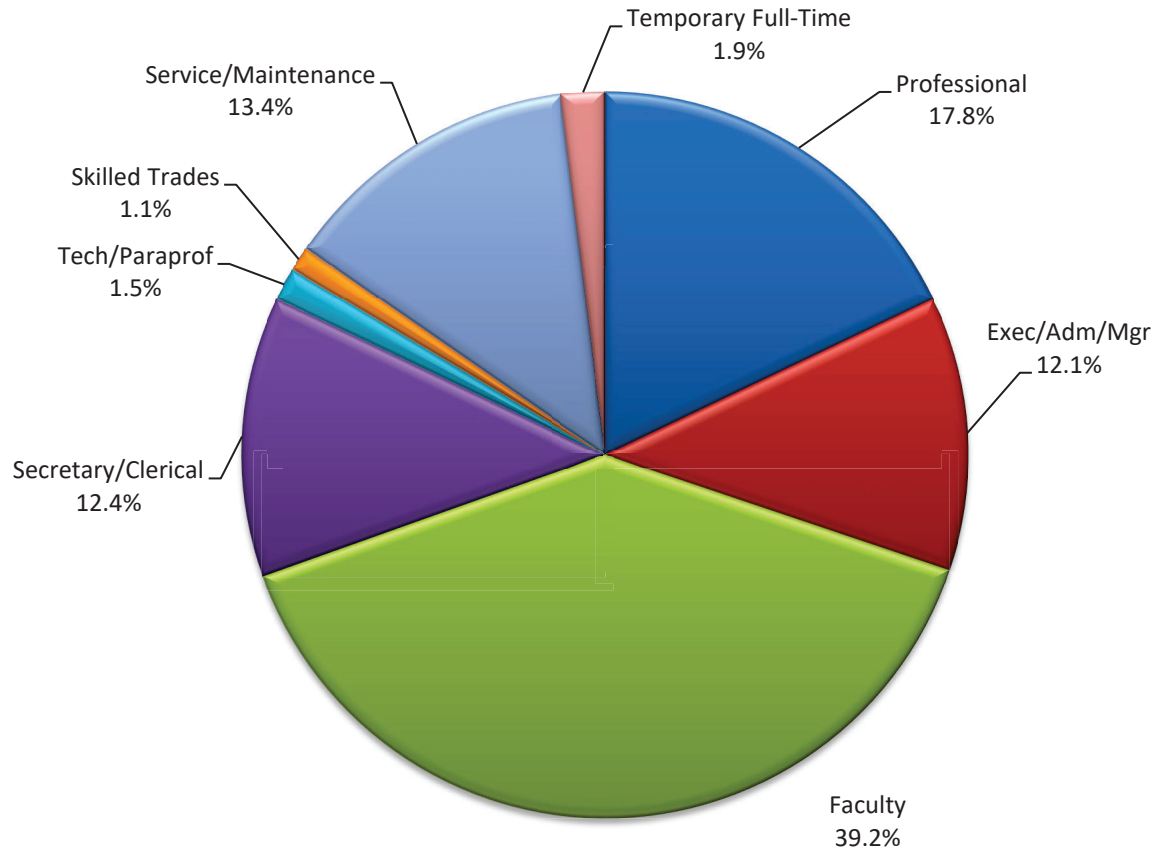
Source: Academic Affairs

# FACULTY & STAFF



**UNIVERSITY STAFF BY JOB CATEGORY AND GENDER  
FALL 2019**

**FULL-TIME**

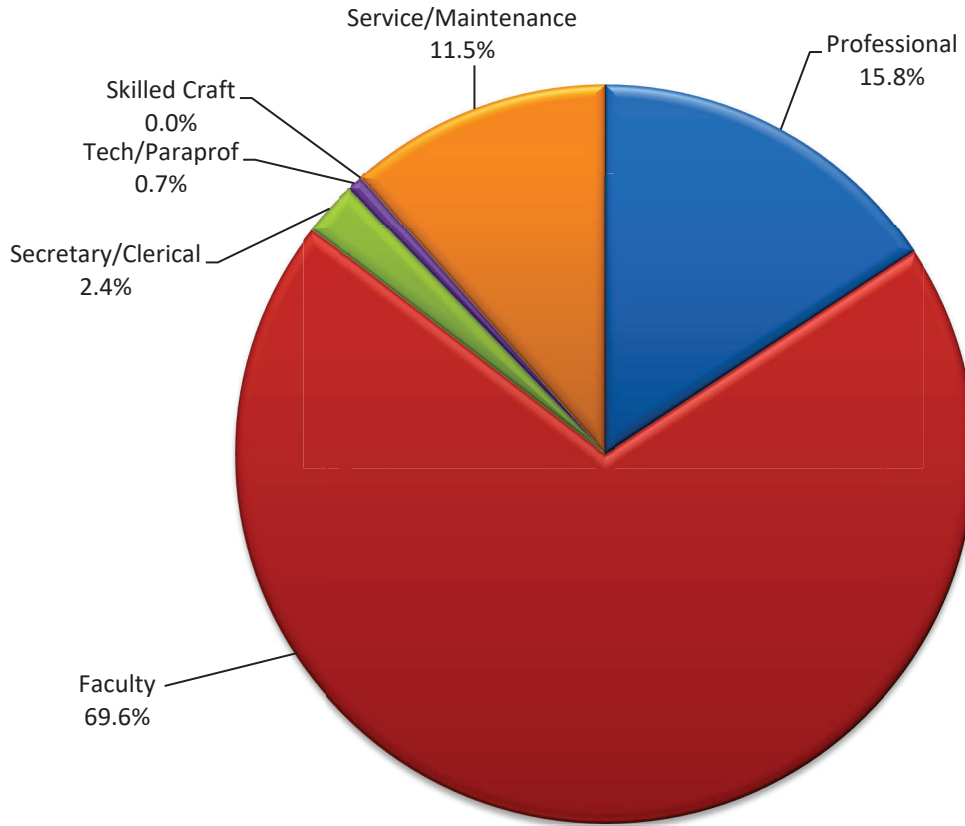


<u>JOB CATEGORY</u>	<u>MALE NUMBER</u>	<u>PERCENT</u>	<u>FEMALE NUMBER</u>	<u>PERCENT</u>	<u>TOTAL NUMBER</u>	<u>PERCENT</u>
Professional	109	44.3%	137	55.7%	246	17.8%
Exec/Adm/Mgr	76	45.5%	91	54.5%	167	12.1%
Faculty	300	55.6%	240	44.4%	540	39.2%
Secretary/Clerical	7	4.1%	164	95.9%	171	12.4%
Tech/Paraprof	10	50.0%	10	50.0%	20	1.5%
Skilled Trades	15	100.0%	0	0.0%	15	1.1%
Service/Maintenance	110	59.5%	75	40.5%	185	13.4%
Temporary Full-Time	14	53.8%	12	46.2%	26	1.9%
Temporary FT Ser Main	3	33.3%	6	66.7%	9	0.7%
<b>TOTAL</b>	<b>644</b>	<b>46.7%</b>	<b>735</b>	<b>53.3%</b>	<b>1,379</b>	<b>100.0%</b>

Source: Office of Human Resource Development

**UNIVERSITY STAFF BY JOB CATEGORY AND GENDER  
FALL 2019**

**PART-TIME**

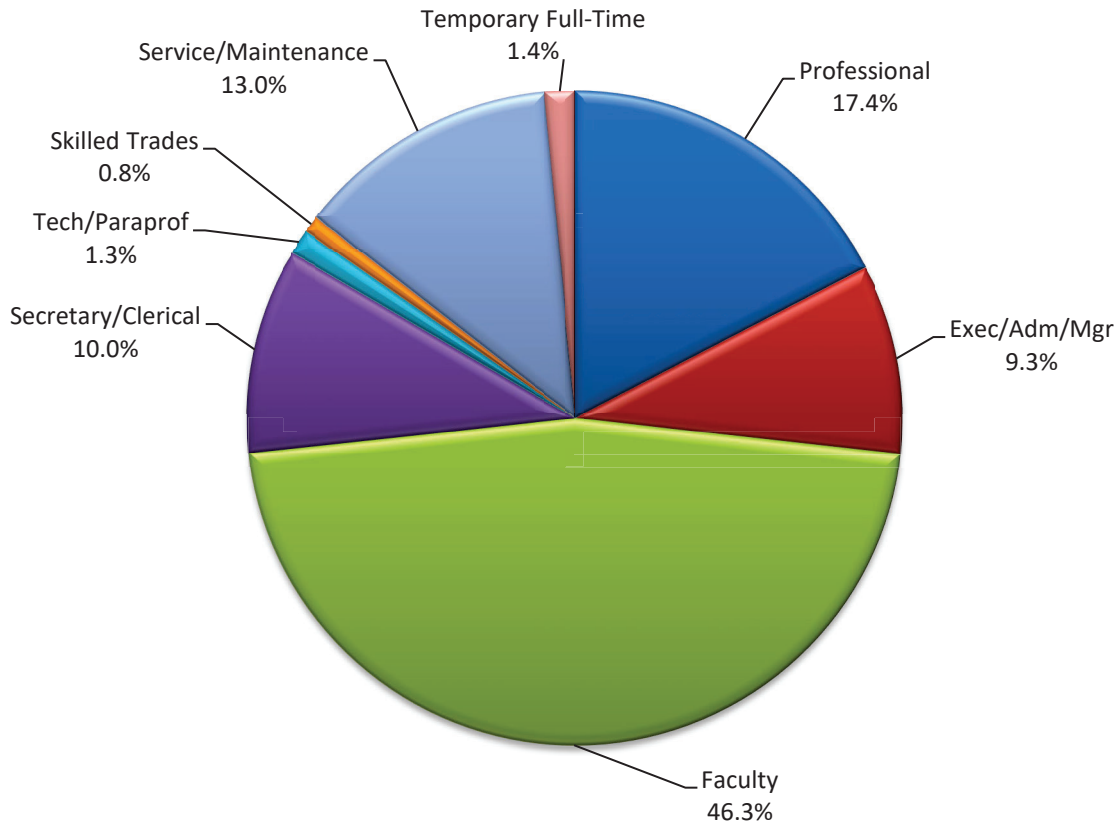


<u>JOB CATEGORY</u>	<u>MALE NUMBER</u>	<u>PERCENT</u>	<u>FEMALE NUMBER</u>	<u>PERCENT</u>	<u>TOTAL NUMBER</u>	<u>PERCENT</u>
<b>Professional</b>	19	28.4%	48	71.6%	67	15.8%
<b>Faculty</b>	151	51.0%	145	49.0%	296	69.6%
<b>Secretary/Clerical</b>	1	10.0%	9	90.0%	10	2.4%
<b>Tech/Paraprof</b>	0	0.0%	3	100.0%	3	0.7%
<b>Skilled Craft</b>	0	0.0%	0	0.0%	0	0.0%
<b>Service/Maintenance</b>	31	63.3%	18	36.7%	49	11.5%
<b>TOTAL</b>	202	47.5%	223	52.5%	425	100.0%

Source: Office of Human Resource Development

**UNIVERSITY STAFF BY JOB CATEGORY AND GENDER  
FALL 2019**

**TOTAL**



<u>JOB CATEGORY</u>	<u>MALE NUMBER</u>	<u>PERCENT</u>	<u>FEMALE NUMBER</u>	<u>PERCENT</u>	<u>TOTAL NUMBER</u>	<u>PERCENT</u>
Professional	128	40.9%	185	59.1%	313	17.4%
Exec/Adm/Mgr	76	45.5%	91	54.5%	167	9.3%
Faculty	451	53.9%	385	46.1%	836	46.3%
Secretary/Clerical	8	4.4%	173	95.6%	181	10.0%
Tech/Paraprof	10	43.5%	13	56.5%	23	1.3%
Skilled Trades	15	100.0%	0	0.0%	15	0.8%
Service/Maintenance	141	60.3%	93	39.7%	234	13.0%
Temporary Full-Time	14	53.8%	12	46.2%	26	1.4%
Temporary FT Ser Main	3	33.3%	6	66.7%	9	0.5%
<b>TOTAL</b>	<b>846</b>	<b>46.9%</b>	<b>958</b>	<b>53.1%</b>	<b>1,804</b>	<b>100.0%</b>

Source: Office of Human Resource Development

**FALL FACULTY AND STAFF BY RACE/ETHNICITY AND GENDER**

**FULL-TIME & PART-TIME EMPLOYEES - 11/1/2019**

	<u>FEMALE</u>	<u>MALE</u>	<u>TOTAL</u>
<b>AMERICAN INDIAN OR ALASKAN NATIVE</b>	4	4	8
<b>ASIAN</b>	13	18	31
<b>BLACK OR AFRICAN AMERICAN</b>	25	23	48
<b>HISPANIC OR LATINO</b>	13	9	22
<b>INTERNATIONAL</b>	4	10	14
<b>NATIVE HAWAIIAN OR PACIFIC ISLANDER</b>	1	1	2
<b>TWO OR MORE RACES</b>	3	10	13
<b>WHITE</b>	854	740	1,594
<b>UNREPORTED</b>	41	31	72
<b>TOTAL</b>	<b>958</b>	<b>846</b>	<b>1,804</b>

The following definitions are used in determining racial/ethnic designations:

**American Indian or Alaskan Native:**

A person having origins in any of the original peoples of North and South America (including Central America), and who maintains cultural identification through tribal affiliation or community attachment.

**Asian:**

A person having origins in any of the original peoples of the Far East, Southeast Asia, or the Indian Subcontinent including, for example, Cambodia, China, India, Japan, Korea, Malaysia, Pakistan, the Philippine Islands, Thailand, and Vietnam.

**Black or African American:**

A person having origins in any of the black racial groups of Africa.

**Hispanic or Latino:**

A person of Cuban, Mexican, Puerto Rican, Central or South American, or other Spanish culture or origin, regardless of race.

**International:**

A person who is not a citizen of the United States, and who is in this country on a temporary basis and does not have a right to remain indefinitely. (Prior to 2015, International Counts were reflected in the actual race/ethnicity, to keep consistent with State/Federal reporting the counts are now reflected in "International").

**Native Hawaiian or Pacific Islander:**

A person having origins in any of the original peoples of Hawaii, Guam, Samoa, or other Pacific Island.

**White:**

A person having origins in any of the original peoples of Europe, the Middle East, or North Africa.

Source: Office of Human Resource Development

## FALL STUDENT EMPLOYEE BY RACE/ETHNICITY AND GENDER

### PART-TIME STUDENT EMPLOYEES - 11/1/2019

	<u>FEMALE</u>	<u>MALE</u>	<u>TOTAL</u>
AMERICAN INDIAN OR ALASKAN NATIVE	2	5	7
ASIAN	21	11	32
BLACK OR AFRICAN AMERICAN	154	67	221
HISPANIC OR LATINO	66	47	113
INTERNATIONAL	4	4	8
NATIVE HAWAIIAN OR PACIFIC ISLANDER	1	1	2
TWO OR MORE RACES	64	25	89
WHITE	773	583	1,356
UNREPORTED	19	18	37
<b>TOTAL</b>	<b>1,104</b>	<b>761</b>	<b>1,865</b>

The following definitions are used in determining racial/ethnic designations:

**American Indian or Alaskan Native:**

A person having origins in any of the original peoples of North and South America (including Central America), and who maintains cultural identification through tribal affiliation or community attachment.

**Asian:**

A person having origins in any of the original peoples of the Far East, Southeast Asia, or the Indian Subcontinent including, for example, Cambodia, China, India, Japan, Korea, Malaysia, Pakistan, the Philippine Islands, Thailand, and Vietnam.

**Black or African American:**

A person having origins in any of the black racial groups of Africa.

**Hispanic or Latino:**

A person of Cuban, Mexican, Puerto Rican, Central or South American, or other Spanish culture or origin, regardless of race.

**International:**

A person who is not a citizen of the United States, and who is in this country on a temporary basis and does not have a right to remain indefinitely. (Prior to 2015, International Counts were reflected in the actual race/ethnicity, to keep consistent with State/Federal reporting the counts are now reflected in "International").

**Native Hawaiian or Pacific Islander:**

A person having origins in any of the original peoples of Hawaii, Guam, Samoa, or other Pacific Island.

**White:**

A person having origins in any of the original peoples of Europe, the Middle East, or North Africa.

Source: Office of Human Resource Development

## DISTINGUISHED TEACHER AWARD

The Ferris State University Academic Senate oversees the selection of the Distinguished Teacher Awards. Teachers receiving this award have been nominated by their peers based on the following criteria: teaching excellence; participation in professional development activities; interest in students outside the classroom/laboratory; and exhibiting distinction as a member of the university community.

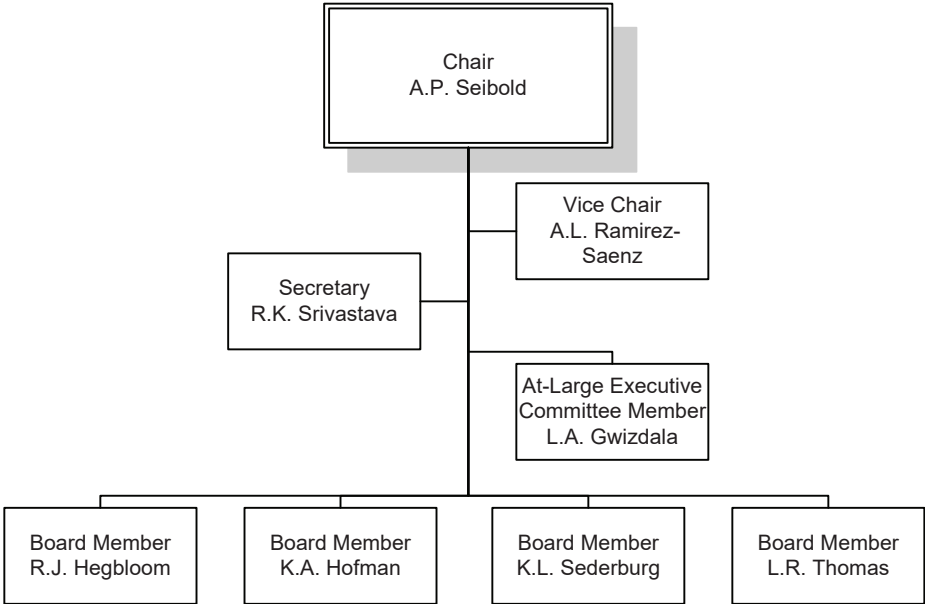
YEAR	RECIPIENT	COLLEGE	YEAR	RECIPIENT	COLLEGE
1973	Richard Hunter	Allied Health	1995	Judy Schottle	Allied Health Sciences
1974	Roger F. Kennedy	Technology	1996	Michael Keating	Optometry
1975	Everett J. Nienhouse	Arts & Sciences	1996	Caroline Stern	Arts & Sciences
1976	Barbara Sengelaub	Allied Health	1997	J. Randall Vance	Optometry
1977	Max T. Yeley	Technology	1998	Walt Hoeksema	Arts & Sciences
1978	Richard L. Shaw	Technology	1998	Mitchell LeClaire	Technology
1979	Joseph J. Mitala	Pharmacy	1999	Maryanne Heidemann	Arts & Sciences
1980	Sidney P. Sytsma	Business	1999	James (Ted) Walker	Arts & Sciences
1981	Richard A. Santer	Arts & Sciences	2000	Daniel E. Noren	Arts & Sciences
1982	Michael D. Ells	Allied Health	2000	Richard J. Pisacreta	Arts & Sciences
1982	Neill H. Nutter	Arts & Sciences	2001	Abdollah Ferdowsi	Business
1983	Herbert L. Carson	Arts & Sciences	2001	J. Randall Groves	Arts & Sciences
1984	Robert E. Friar	Arts & Sciences	2002	Sheila Squicciarini	Allied Health Sciences
1984	Newell H. Johnson	Technology	2003	David Aiken	Arts & Sciences
1985	Julia H. Bonkowski	Allied Health	2003	David Hanna	Technology
1985	James P. Lehnert	Arts & Sciences	2003	Phillip Middleton	Arts & Sciences
1986	Ada Lou Carson	Arts & Sciences	2004	David Pilgrim	Arts & Sciences
1987	Michael C. Cooper	Business	2005	Robert McCullough	Arts & Sciences
1987	Rose Ann Swartz	Business	2005	Fred Heck	Arts & Sciences
1988	Robert C. Ferguson	Arts & Sciences	2006	Pasquale Di Raddo	Arts & Sciences
1988	Garth S. McHattie	Education	2007	Mary Murnik	Arts & Sciences
1989	Mark A. Curtis	Technology	2008	Khagendra Thapa	Technology
1989	James D. Maas	Business	2009	Daniel Adsmond	Arts & Sciences
1990	Marilyn Keigley	Business	2010	Richard Goosen	Engineering Technology
1990	Christine Towner	Allied Health	2011	Greg Gogolin	Business
1991	Roxanne M. Cullen	Arts & Sciences	2012	Clifton V. Franklund	Arts & Sciences
1991	Gary C. Horn	Arts & Sciences	2013	Avesh Raghunandan	Optometry
1992	Bruce L. Beetley	Arts & Sciences	2014	Gary Huey	Arts & Sciences
1992	John H. Landis	Allied Health Sciences	2014	Jennifer Johnson	Arts & Sciences
1993	Doug Fonner	Arts & Sciences	2015	Not Awarded	
1993	Terry Nerbonne	Education	2016	Sharon Colley	Health Professions
1994	Fred Lovgren	Business	2017	John Scott Gray	Arts & Sciences
1994	Edward Stuart	Technology	2018	Deborah Rockman	Kendall
1995	Maude Bigford	Arts & Sciences	2019	Tracy Busch	Arts & Sciences

Source: Academic Senate

# ORGANIZATIONAL CHARTS

# FERRIS STATE UNIVERSITY

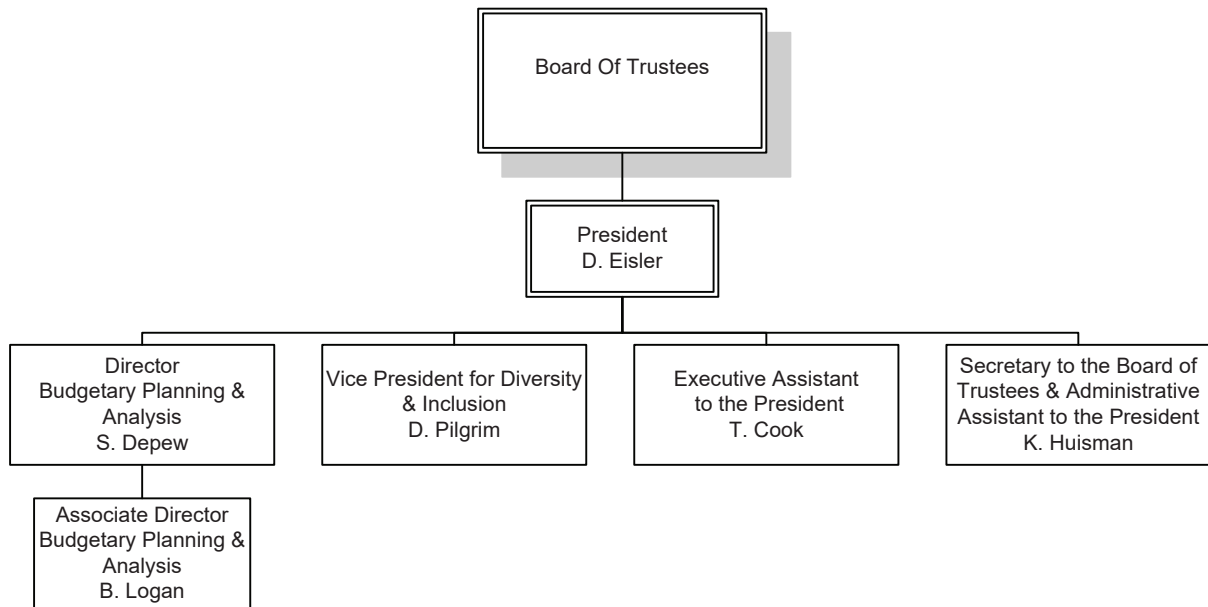
## BOARD OF TRUSTEES





# FERRIS STATE UNIVERSITY

## EXECUTIVE DIVISION



# FERRIS STATE UNIVERSITY

## PRESIDENT'S COUNCIL

Board Of Trustees

President  
D. Eisler

Provost &  
Vice President  
Academic Affairs  
P. Blake

Vice President  
Administration &  
Finance  
J. Bachmeier

Vice President  
Diversity &  
Inclusion  
D. Pilgrim

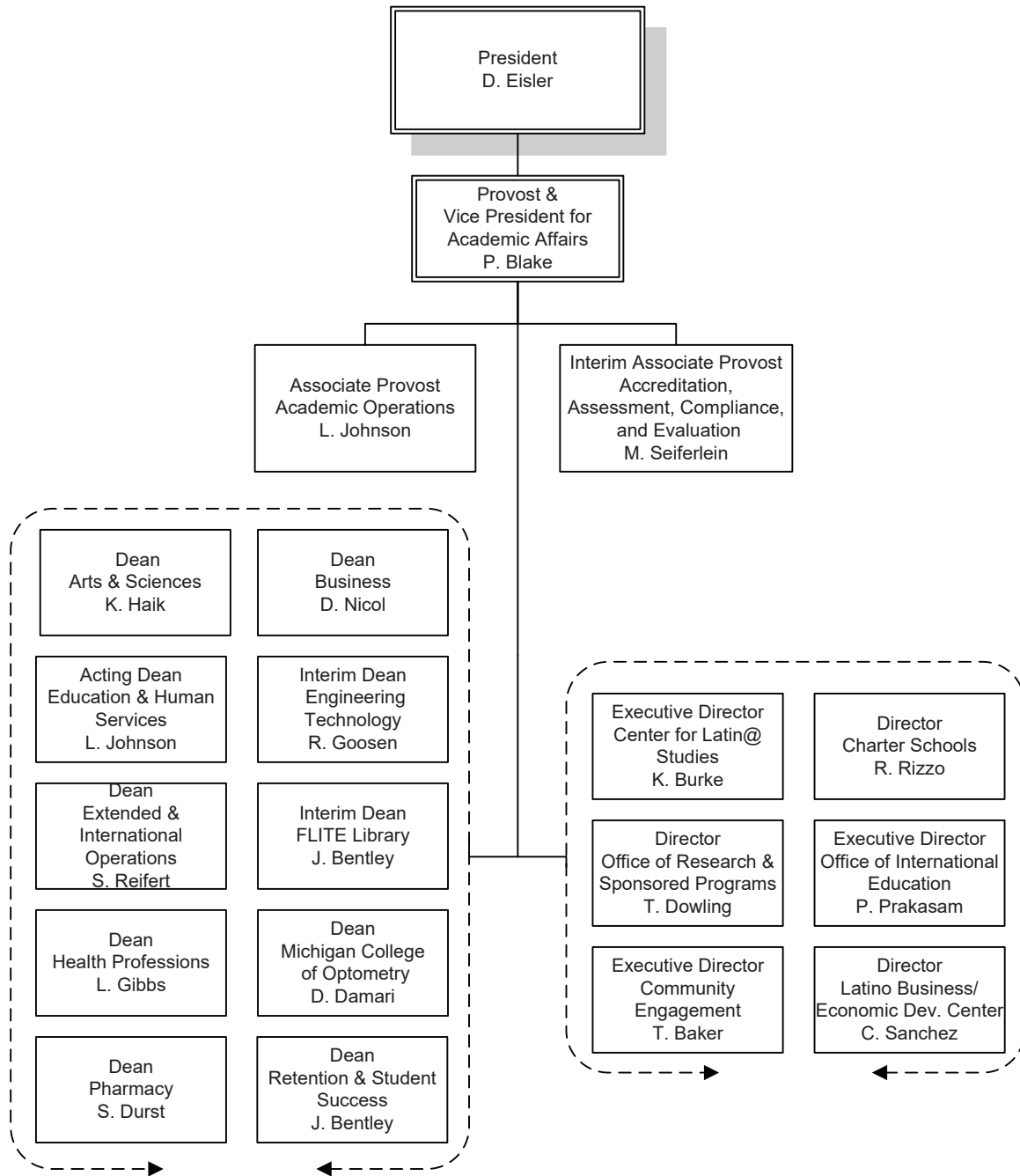
Vice President &  
General Counsel  
M. Postema

Int. President  
Kendall College &  
VP of Ferris  
T. McCrackin

Vice President  
Student Affairs  
J. Ward-Roof

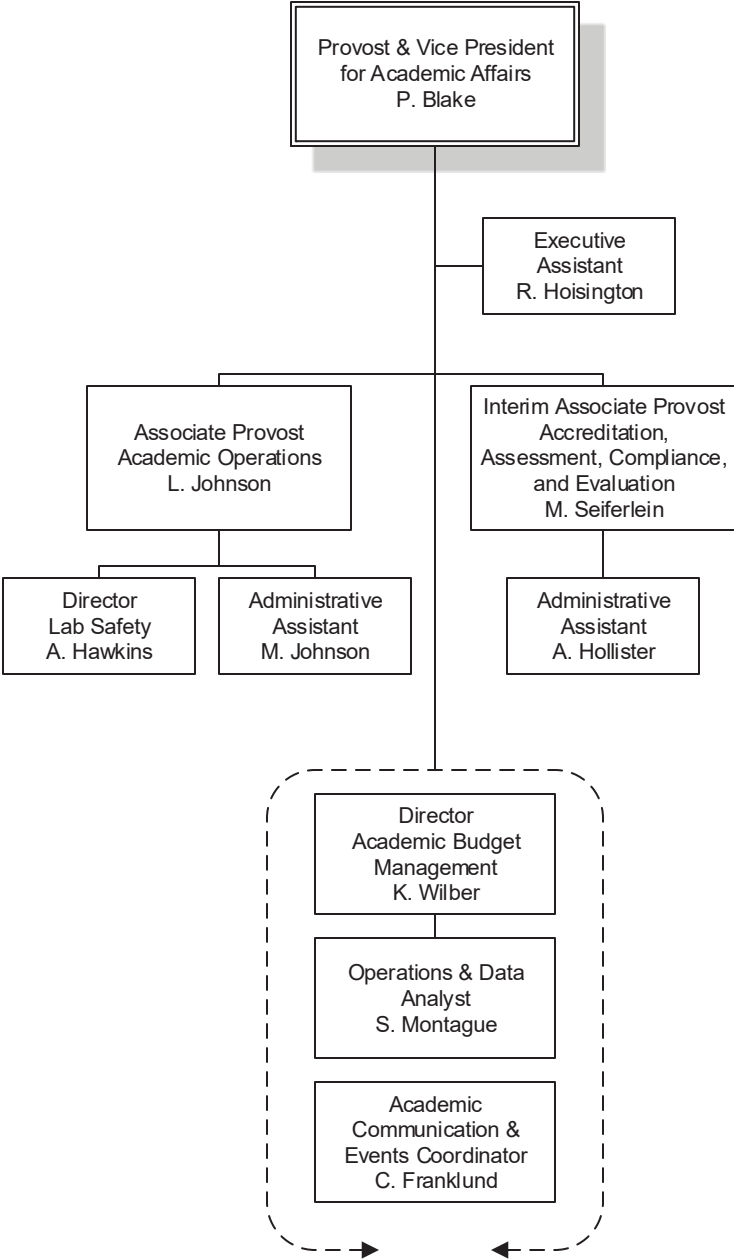
Vice President  
University  
Advancement &  
Marketing  
S. Pearcy

## FERRIS STATE UNIVERSITY ACADEMIC AFFAIRS DIVISION



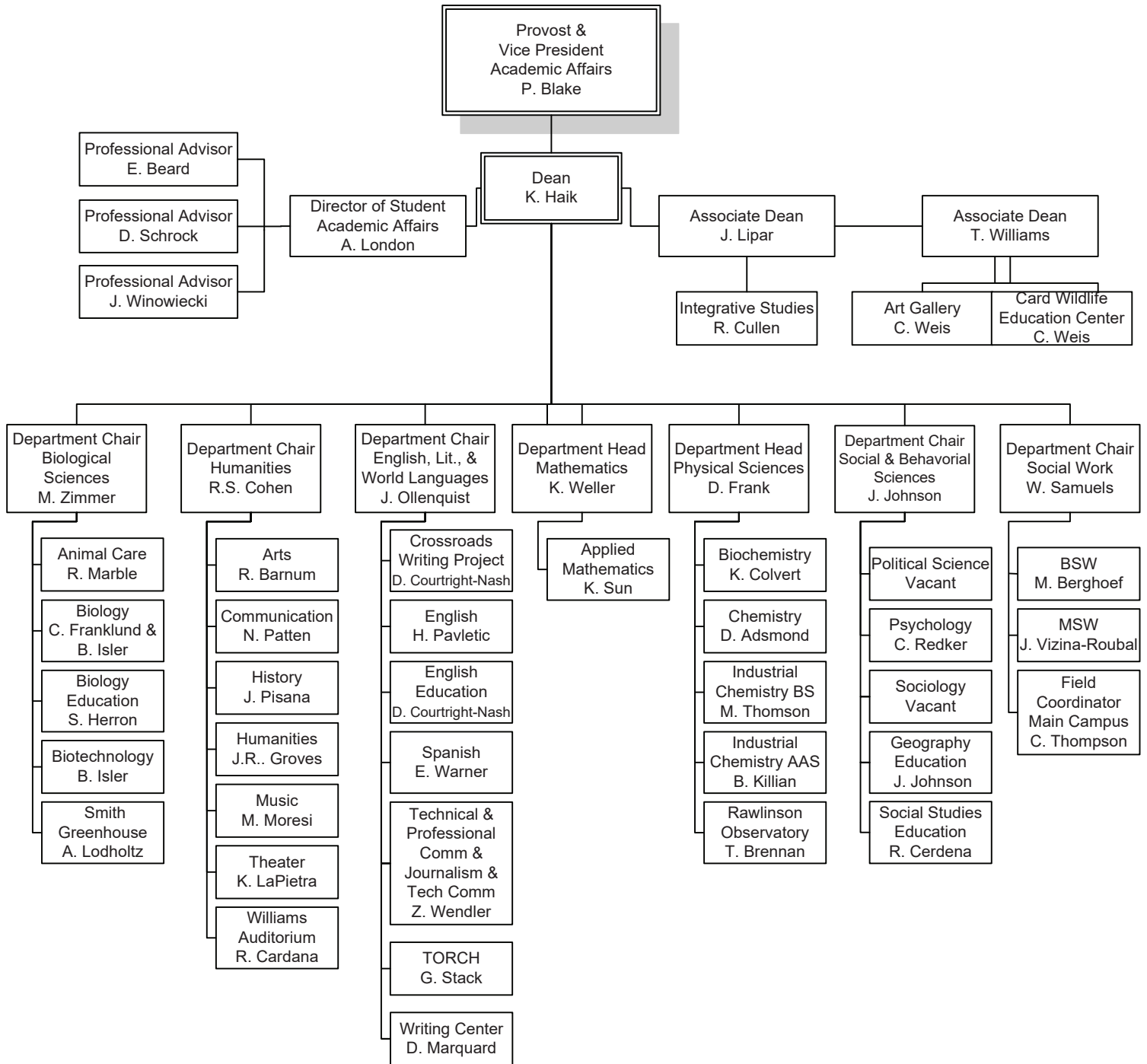
**FERRIS STATE UNIVERSITY**  
*ACADEMIC AFFAIRS DIVISION*

OFFICE OF ACADEMIC AFFAIRS



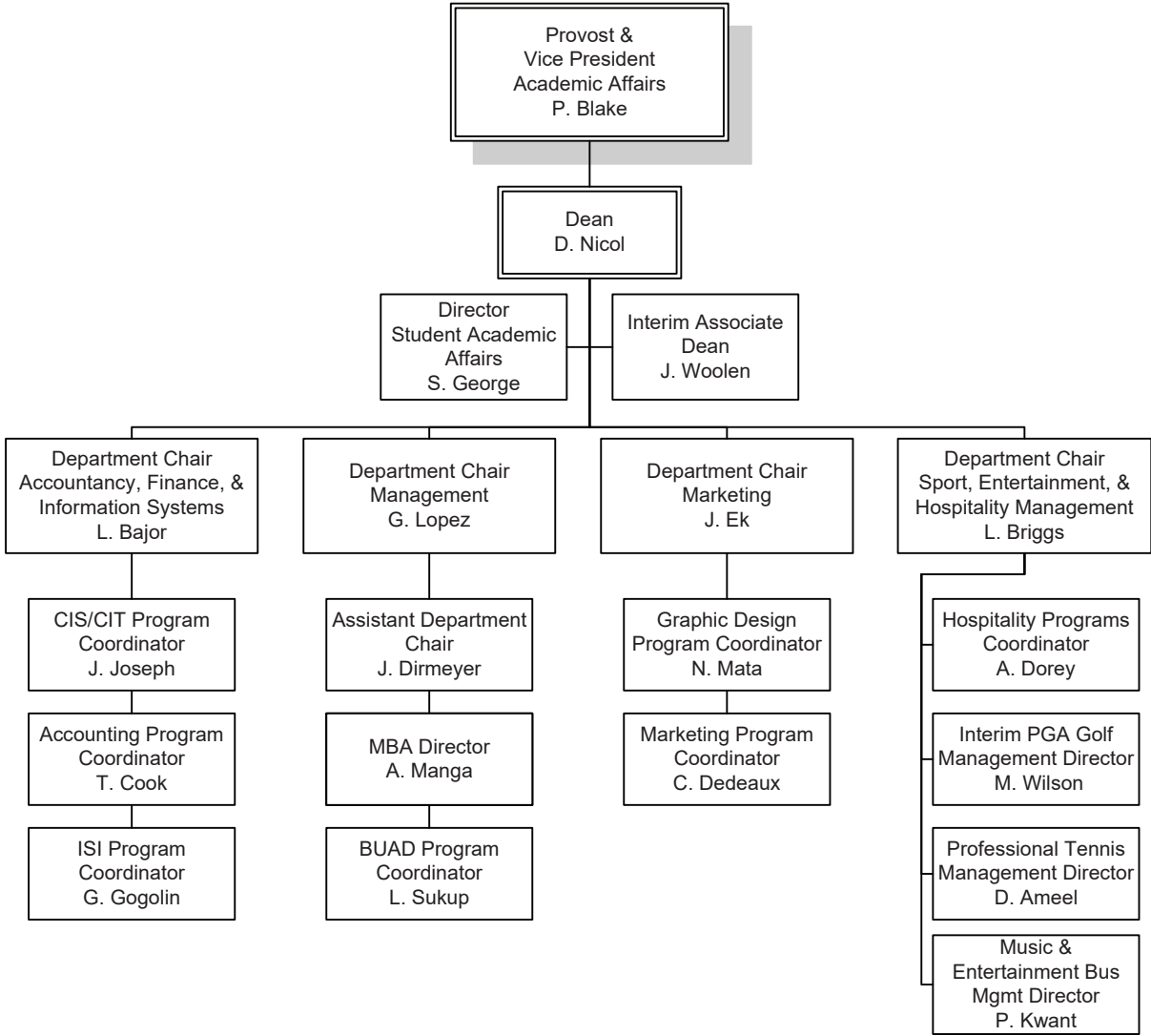
**FERRIS STATE UNIVERSITY**  
**ACADEMIC AFFAIRS DIVISION**

**COLLEGE OF ARTS & SCIENCES**



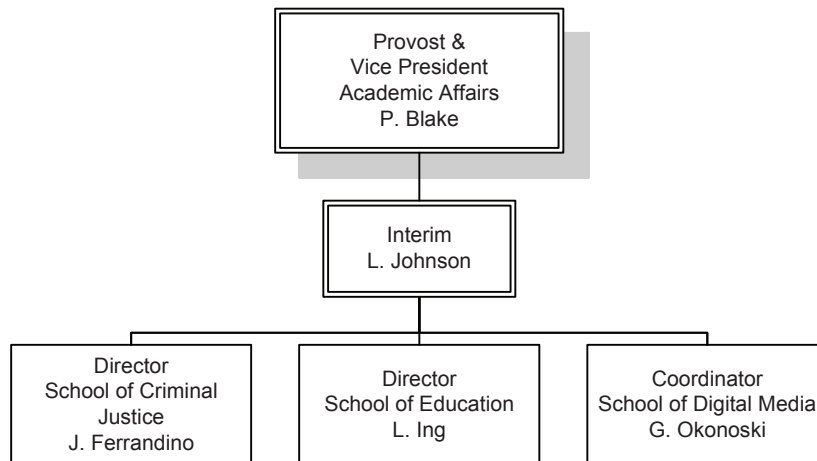
FERRIS STATE UNIVERSITY  
ACADEMIC AFFAIRS DIVISION

COLLEGE OF BUSINESS



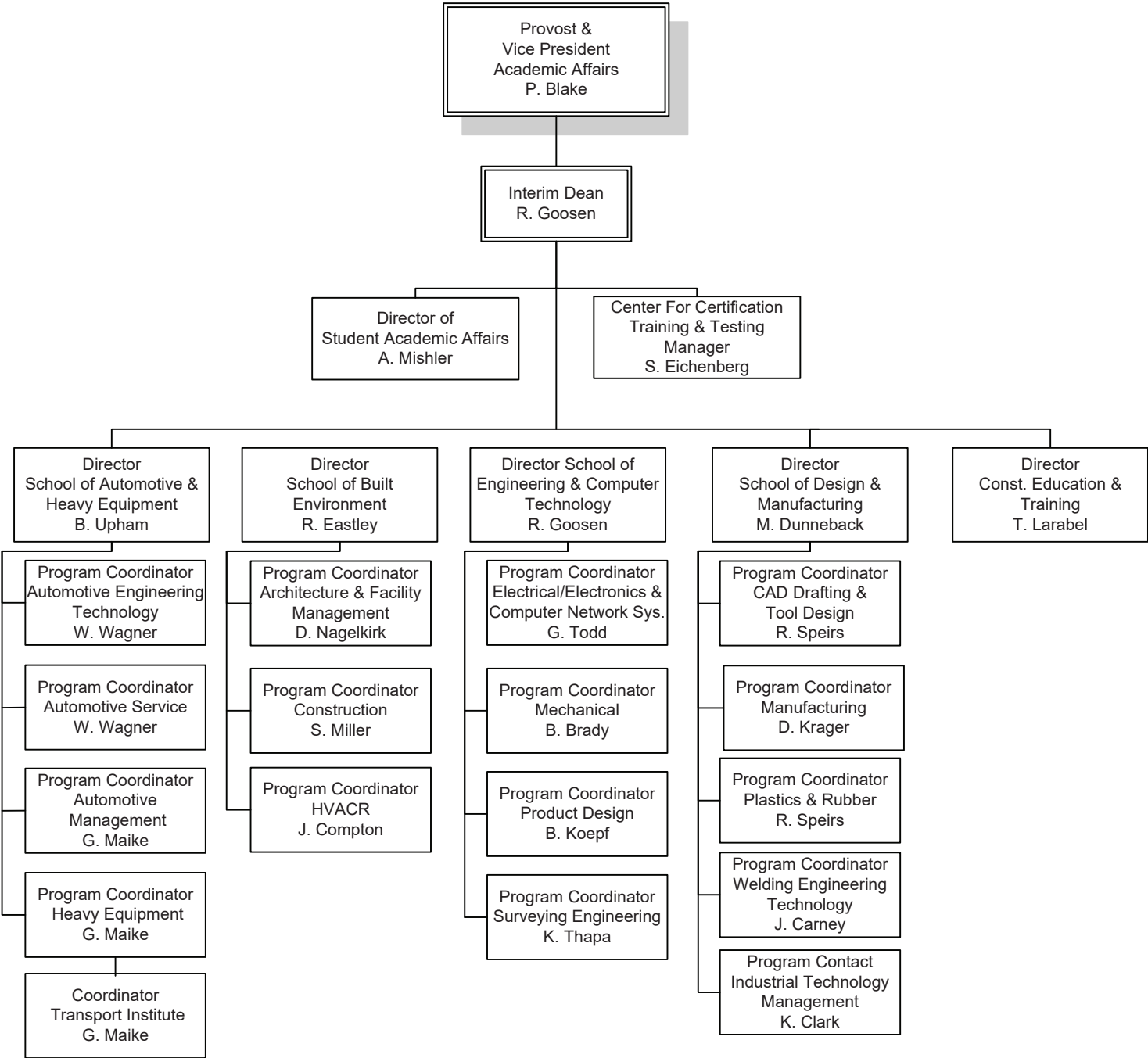
**FERRIS STATE UNIVERSITY**  
*ACADEMIC AFFAIRS DIVISION*

COLLEGE OF EDUCATION & HUMAN SERVICES



FERRIS STATE UNIVERSITY  
ACADEMIC AFFAIRS DIVISION

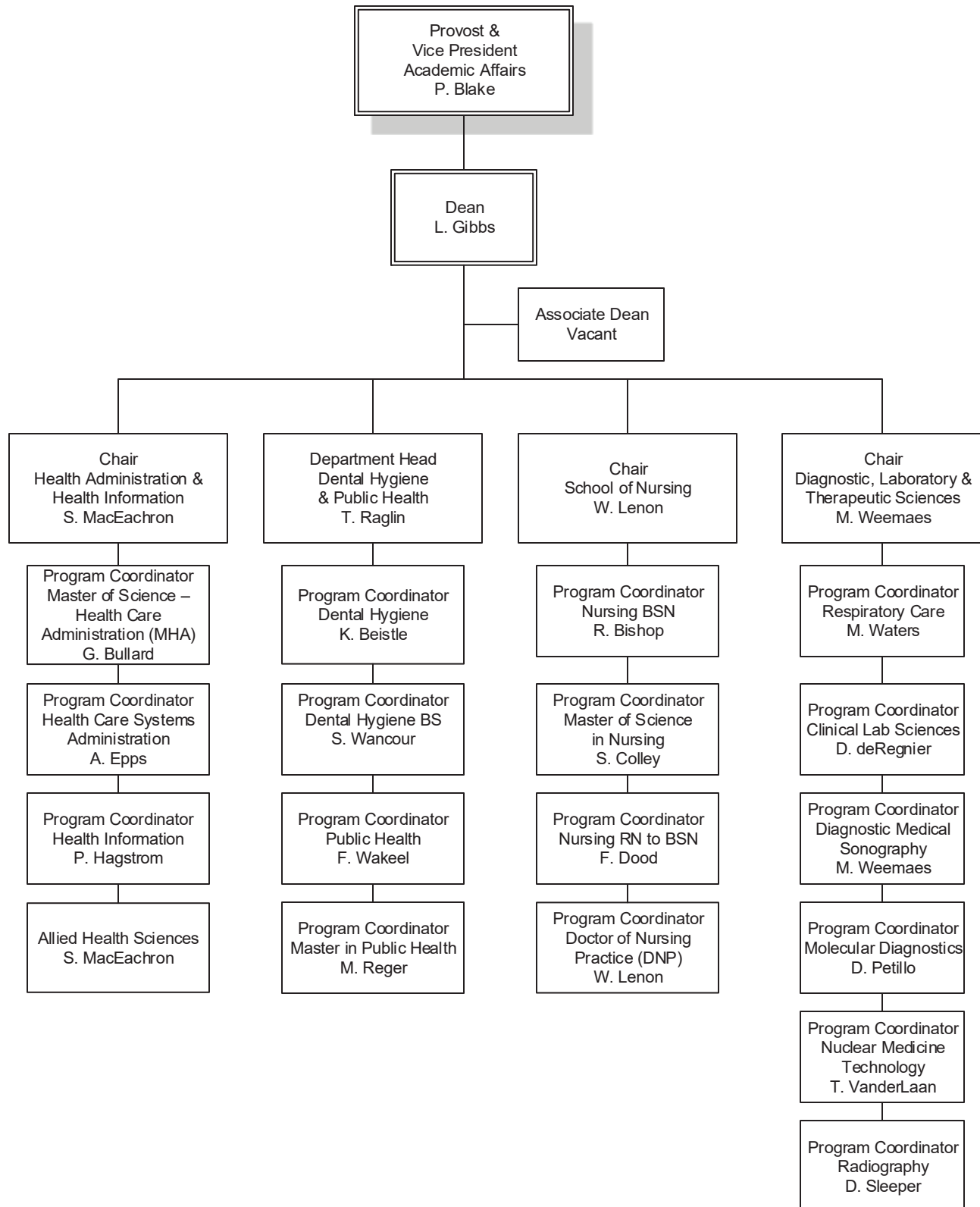
COLLEGE OF ENGINEERING TECHNOLOGY





**FERRIS STATE UNIVERSITY**  
*ACADEMIC AFFAIRS DIVISION*

COLLEGE OF HEALTH PROFESSIONS



**FERRIS STATE UNIVERSITY**  
*ACADEMIC AFFAIRS DIVISION*

COLLEGE OF PHARMACY

Provost &  
Vice President  
Academic Affairs  
P. Blake

Dean  
S. Durst

Administrative  
Assistant  
P. Hughes

Asst. Dean  
Of Professional  
Development &  
Research  
T. Dowling

Asst. Dean of Student  
Services  
M. Lyons

Asst. Dean of  
Academics & Practice  
R. Larson

Director of  
Compliance  
Vacant

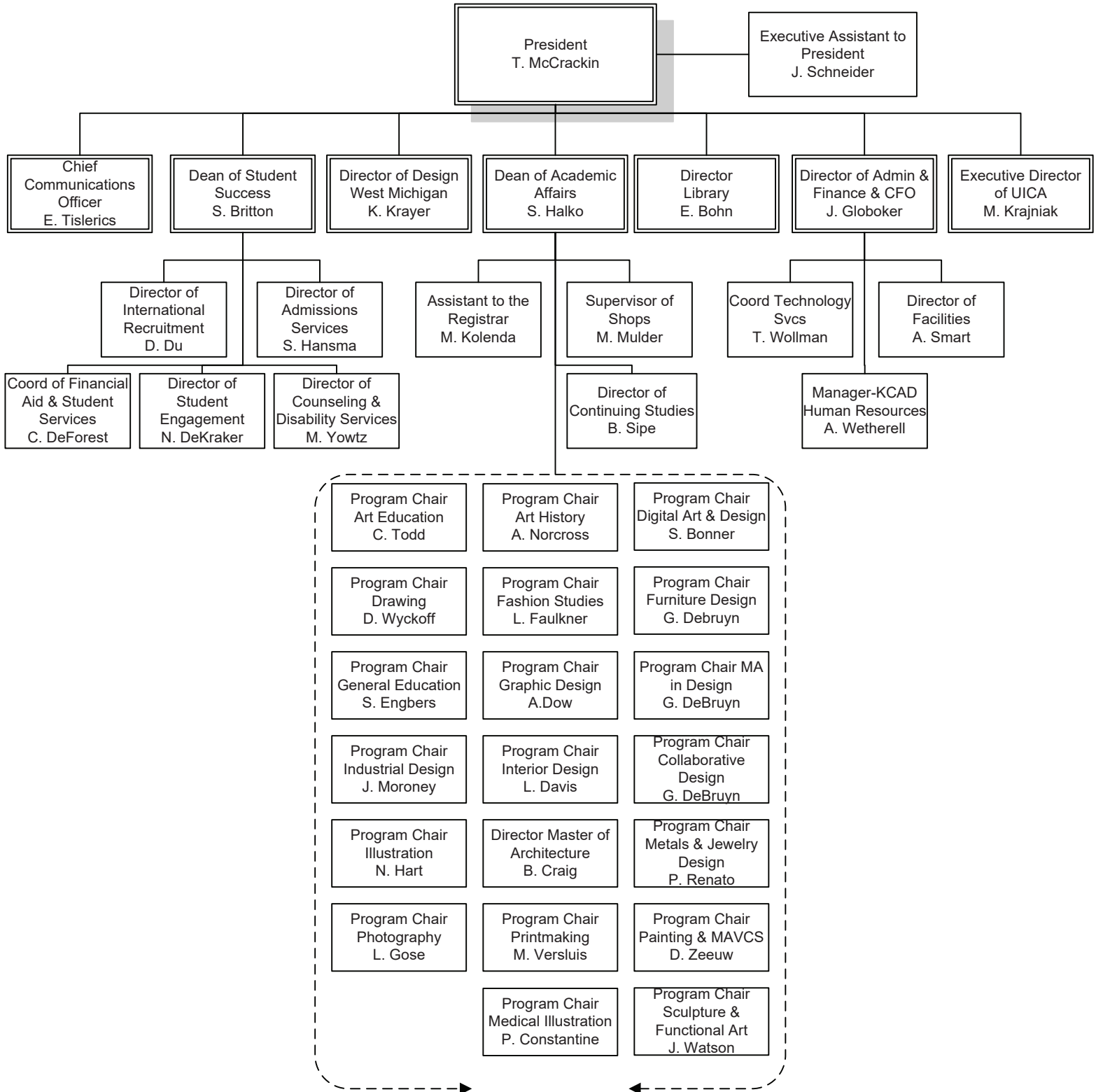
Director of  
Assessment &  
Accreditation  
M. Seiferlein

Director of  
Admissions  
T. Lee

Director of Student  
Services  
A. Potter

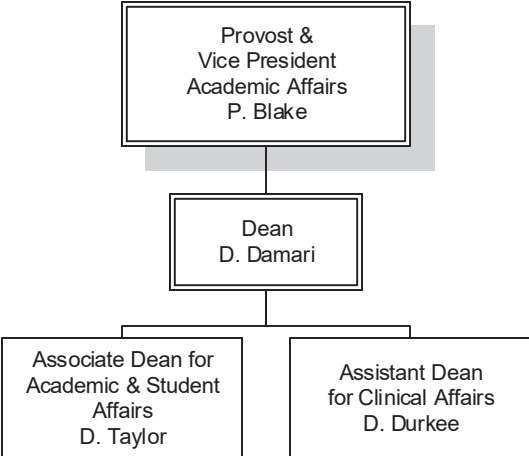
Director of  
Experiential  
Education  
C. DeHoag

## FERRIS STATE UNIVERSITY KENDALL COLLEGE OF ART & DESIGN



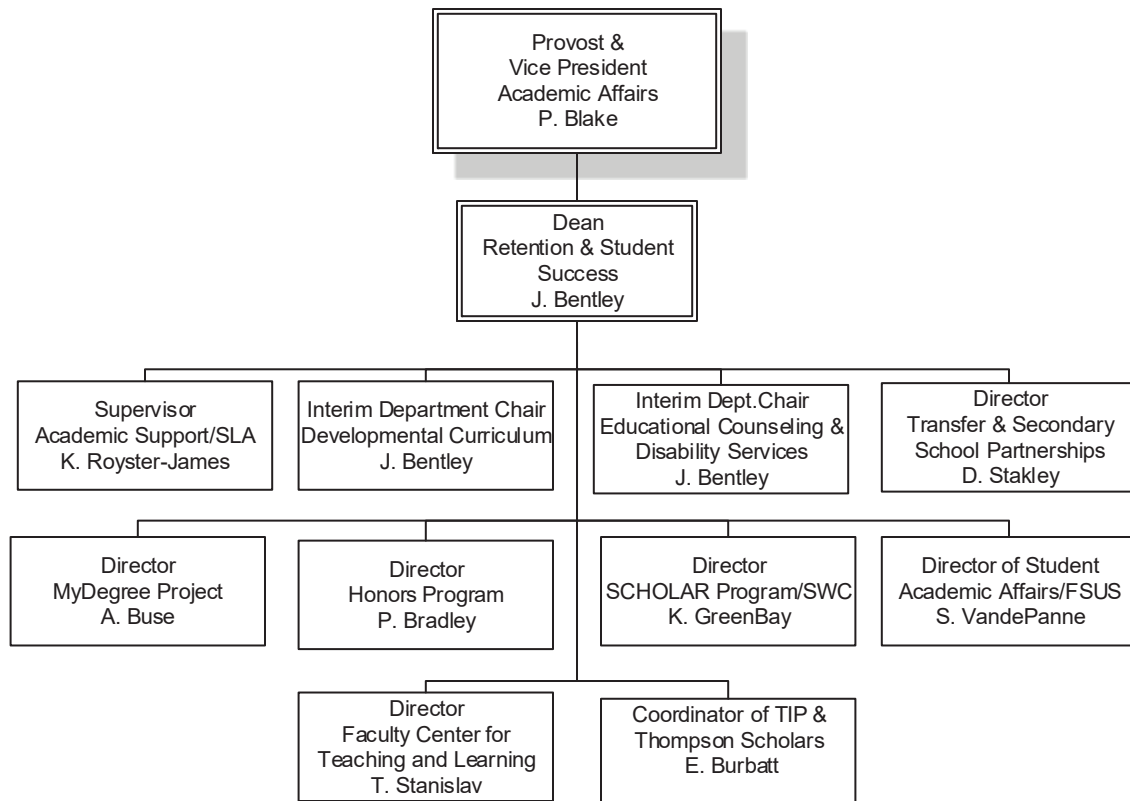
**FERRIS STATE UNIVERSITY**  
*ACADEMIC AFFAIRS DIVISION*

MICHIGAN COLLEGE OF OPTOMETRY AT FERRIS STATE UNIVERSITY



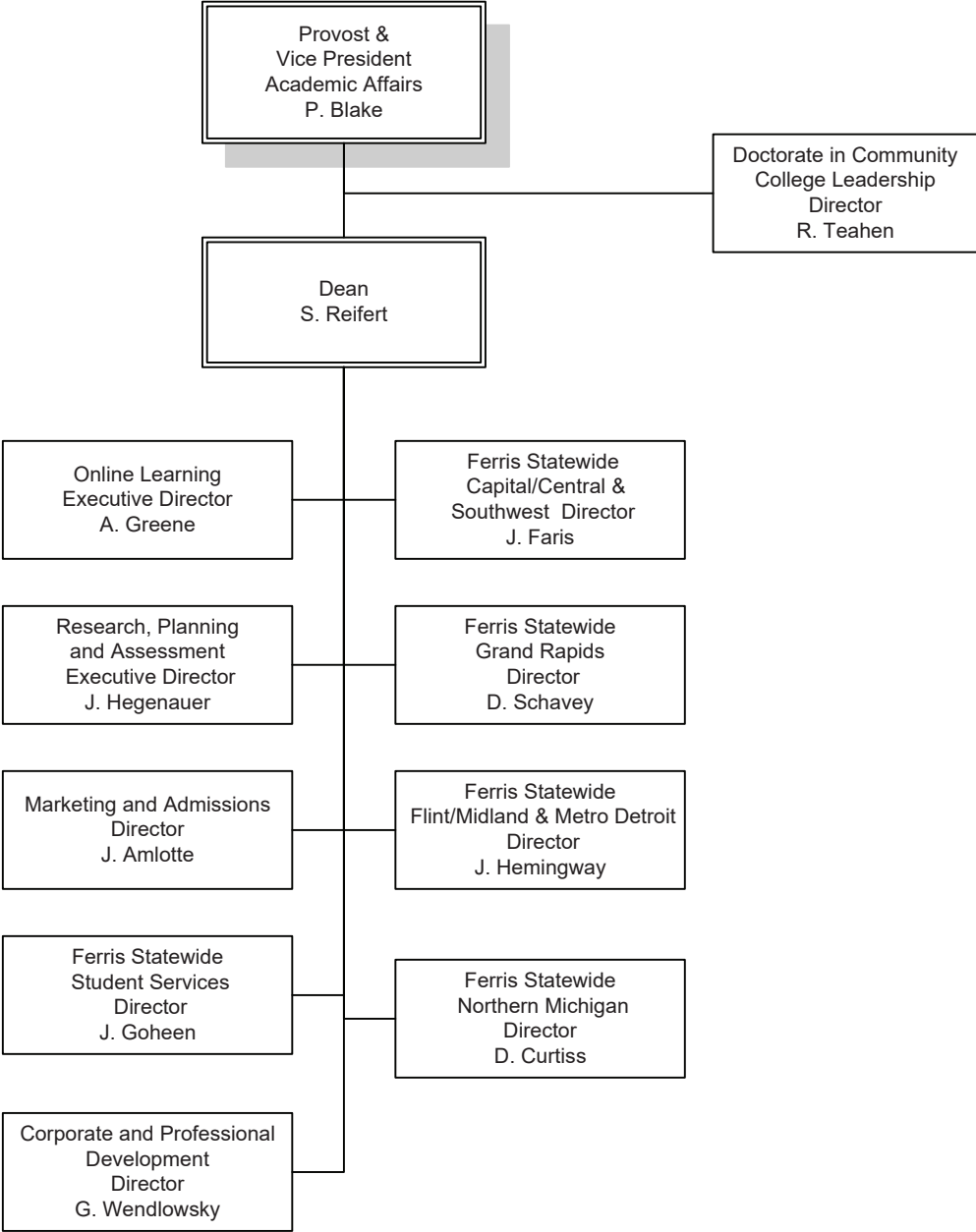
**FERRIS STATE UNIVERSITY**  
*ACADEMIC AFFAIRS DIVISION*

RETENTION & STUDENT SUCCESS



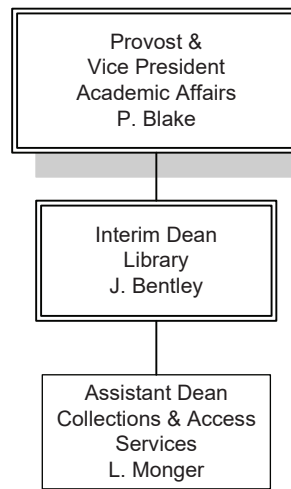
**FERRIS STATE UNIVERSITY**  
*ACADEMIC AFFAIRS DIVISION*

EXTENDED & INTERNATIONAL OPERATIONS



**FERRIS STATE UNIVERSITY**  
*ACADEMIC AFFAIRS DIVISION*

LIBRARY



# FERRIS STATE UNIVERSITY

## ADMINISTRATION & FINANCE DIVISION

President  
D. Eisler

Vice President  
Administration &  
Finance  
J. Bachmeier

Executive Assistant  
to the Vice President  
L. Millen

Director  
Athletics  
P. Weisenburger

Associate Vice  
President  
Auxiliary  
Enterprises  
G. Harris

Associate Vice  
President  
Finance  
M. Grandy

Associate Vice  
President  
Human Resources  
F. Hayes

Chief Technology  
Officer  
IT Services  
Vacant

Associate Vice  
President  
Physical Plant  
M. Hughes

Director  
Public Safety  
B. Borkovich

- Associate AD of Internal Operations & Sr. Women's Administrator S. Higley
- Manager of Athletic Facilities T. Blashill
- Equipment Manager B. Mackey
- Coordinator Athletic Camps M. Heilman
- Head Athletics Trainer B. Knight
- Asst. Athletics Director, Communications R. Bentley
- Coordinator Event Operations & Special Projects N. Owens
- Head Coaches
  - Softball K. Janes
  - Volleyball T. Brandel-Wilhelm
  - Hockey B. Daniels
  - W. Basketball K. Faustin
  - W. Soccer G. Henson
  - M & W Golf M. & W. Wittenbach
  - M & W Tennis M. Doren
  - M & W CC/Track & Field J. Kelsh
  - Football T. Annese
  - M. Basketball A. Bronkema

- Auxiliary Operations Specialist J. Thede
- Manager Barnes & Noble K. Bohren
- Manager Printing Services Vacant
- Director Dining Services S. Rossen
- Director Housing & Residence Life B. Marquardt
- Manager Katke Golf Course Vacant
- Marketing Specialist K. Kosloski
- Manager Racquet & Fitness Center J. Nestle
- Manager Early Learning Center L. Johnson
- Director Auxiliary Business Operations J. Bergers

- Administrative Assistant L. Start-Spinner
- Director Student Financial Services K. Myers
- Finance & Position Control Analyst C. Bongard
- Treasury Manager N. Wencil
- Procurement Manager C. Wilcox
- Director Safety, Health, Env & Risk Mgmt M. McKay
- Director Accounting Services N. Lintemuth

- Manager Benefits & Wellness H. Williams
- Human Resource Representative D. Sims
- Manager Staff Training & Development J. Gardei
- Manager Employment & Employee Relations M. Sterly

- IT Cyber Security Coordinator Vacant
- Office Coordinator Vacant
- Director Technology Assistance Center S. Thede
- Director Enterprise, Applications & Infrastructure Services R. Williams

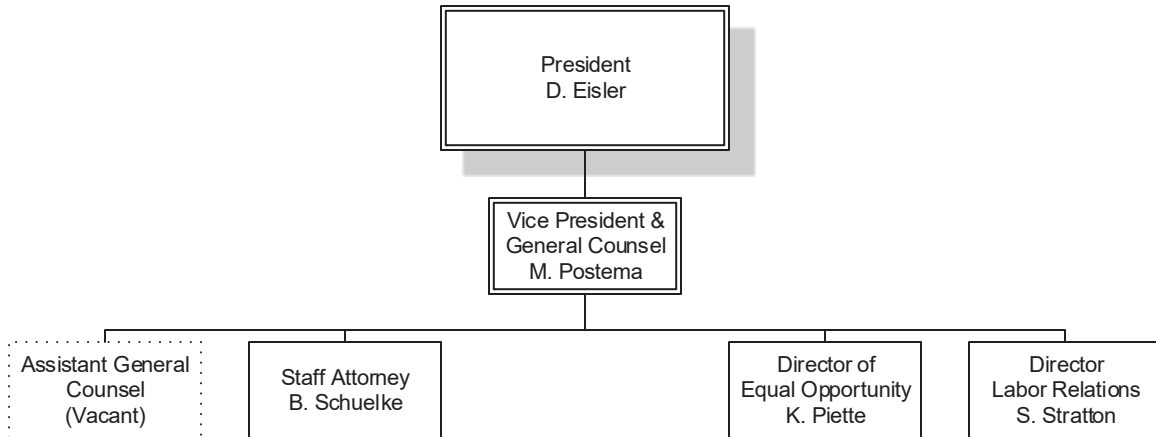
- Director Plant Operations M. Eichenberg
- Manager Business Services E. Shepard
- Manager Custodial Services J. Warner
- Plant Engineer D. Sovinski
- Senior Project Manager J. Haupt
- Manager Work Management & Building Services F. Kuzee

- Assistant Director G. Green
- Detective/Sergeant Day Supervisor T. Jacobs
- Office Supervisor J. Courtney
- Sergeant & Night Supervisor D. Hepler
- Sergeant & Night Supervisor M. Decker



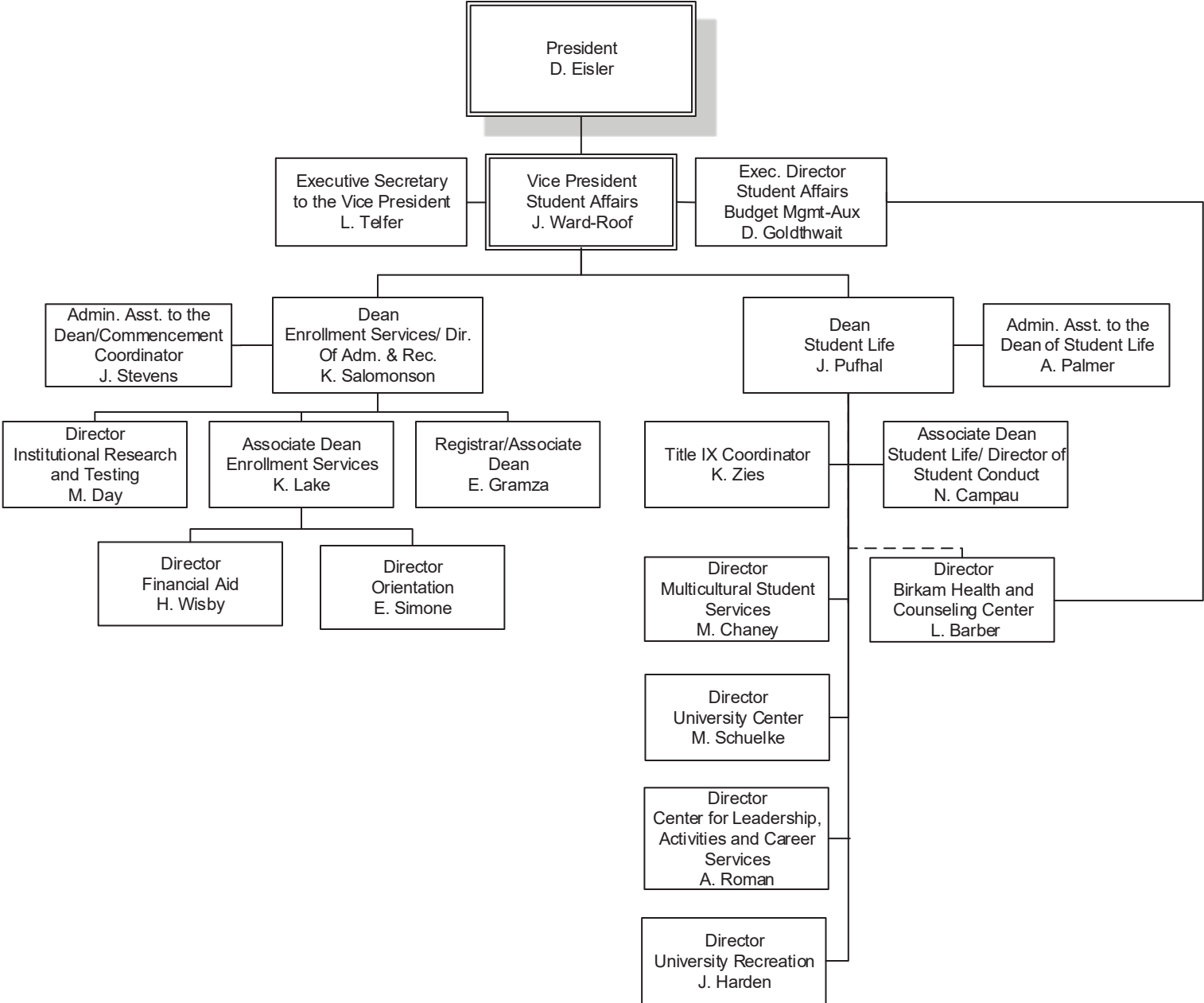
# FERRIS STATE UNIVERSITY

## GOVERNMENTAL RELATIONS & GENERAL COUNSEL



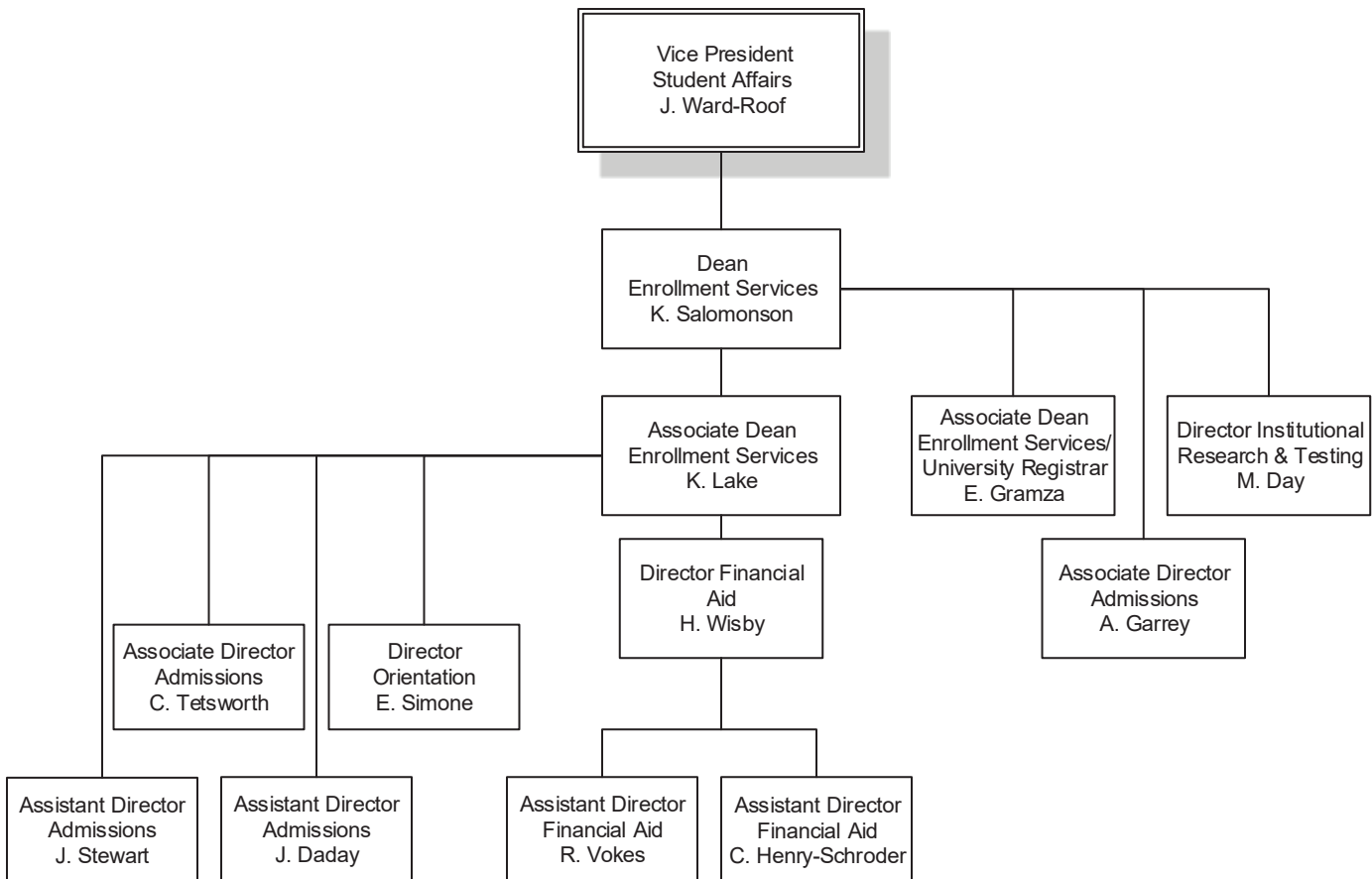
# FERRIS STATE UNIVERSITY

## STUDENT AFFAIRS DIVISION



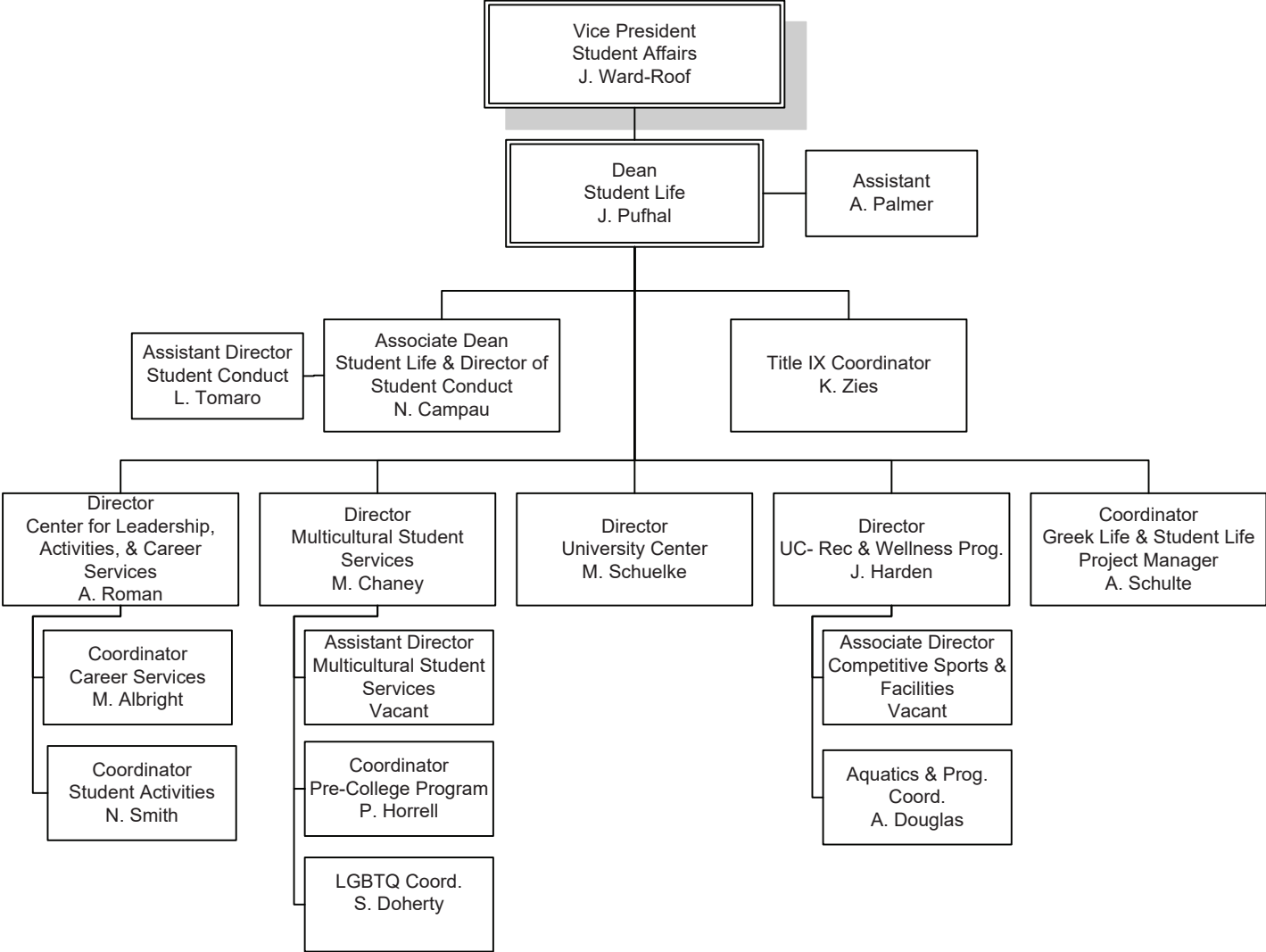
**FERRIS STATE UNIVERSITY**  
*STUDENT AFFAIRS DIVISION*

ENROLLMENT SERVICES



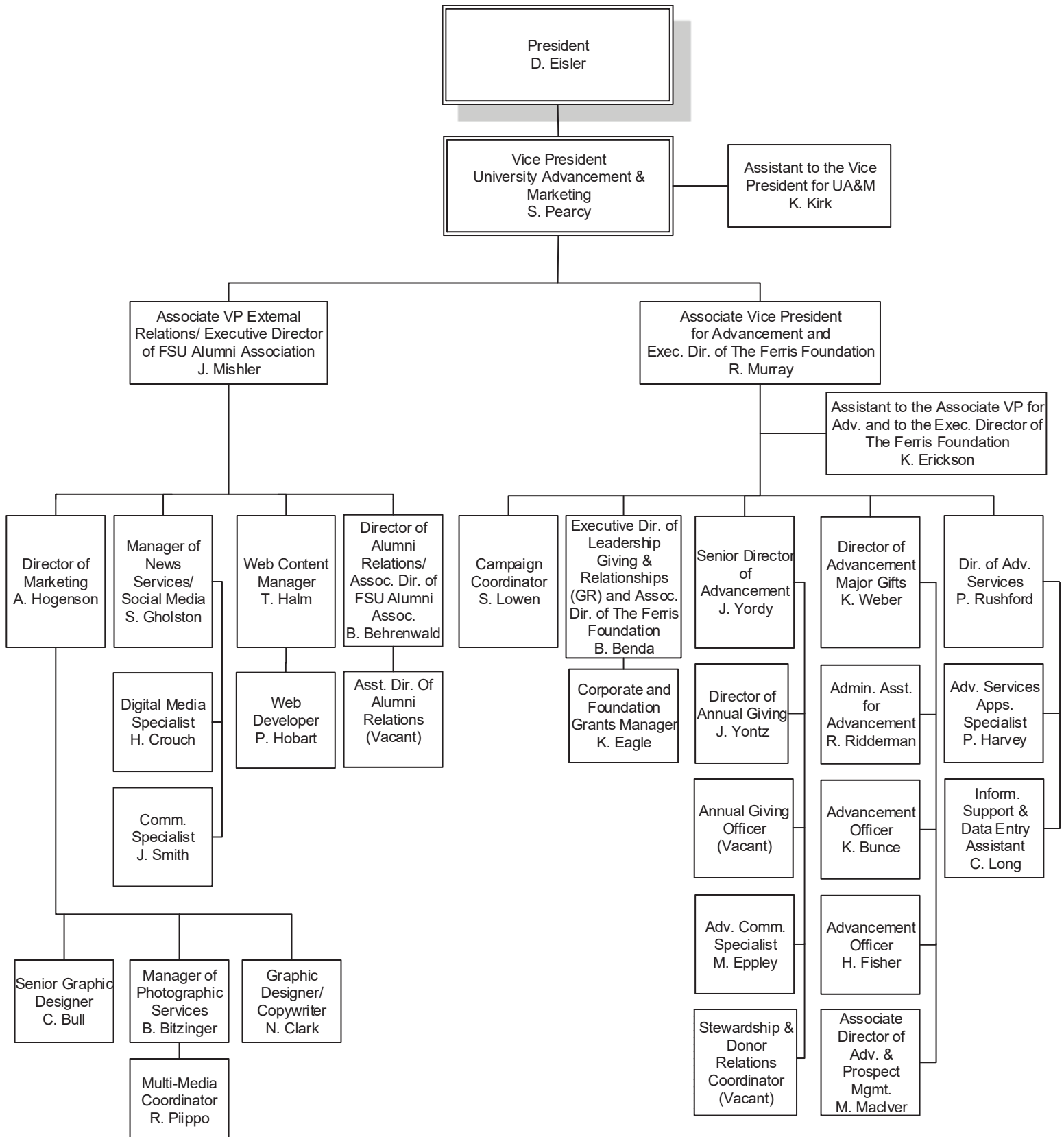
**FERRIS STATE UNIVERSITY**  
**STUDENT AFFAIRS DIVISION**

**STUDENT LIFE**



# FERRIS STATE UNIVERSITY

## UNIVERSITY ADVANCEMENT & MARKETING



# ALUMNI

## ALUMNI BY STATE 2019

Alabama	283	Missouri	427
Alaska	204	Montana	169
Arizona	1,527	Nebraska	122
Arkansas	166	Nevada	404
Armed Forces California	17	New Hampshire	126
Armed Forces Florida	3	New Jersey	258
Armed Forces New York	55	New Mexico	188
California	2,281	New York	722
Colorado	1,291	North Carolina	1,527
Connecticut	200	North Dakota	73
Delaware	56	Ohio	2,128
District of Columbia	56	Oklahoma	194
Florida	4,410	Oregon	372
Georgia	1,283	Pennsylvania	642
Hawaii	130	Rhode Island	32
Idaho	122	South Carolina	799
Illinois	3,295	South Dakota	82
Indiana	2,238	Tennessee	939
Iowa	289	Texas	2,193
Kansas	187	Utah	157
Kentucky	411	Vermont	54
Louisiana	131	Virginia	873
Maine	99	Washington	657
Maryland	447	West Virginia	94
Massachusetts	310	Wisconsin	1,649
Michigan	135,510	Wyoming	103
Minnesota	753		
Mississippi	91	<b>TOTAL</b>	<b>170,829</b>

Source: University Advancement &amp; Marketing





## ALUMNI BY COLLEGE 2019

<u>College</u>	<u>Active Alumni</u>	<u>Total Alumni</u>
Arts & Sciences	21,399	26,775
Business	46,177	52,962
Education & Human Services	23,300	24,515
Engineering Technology	33,942	36,169
Health Professions	22,650	23,279
Kendall College of Art & Design	10,398	11,228
Michigan College of Optometry at FSU	2,130	2,206
Pharmacy	7,217	10,087
Professional & Technological Studies	755	756
University College	8,360	8,391
<b>TOTAL</b>	<b>176,328</b>	<b>196,368</b>

**Total Donations - Fiscal Year 2019**

**\$18,633,365**

Numbers may be duplicated if a degree was earned from more than one college.

Active Alumni includes everyone except deceased alumni.

Total Alumni includes deceased alumni.

Source: University Advancement & Marketing

**PLACEMENT RATES**

<u>Categories</u>	<u>2013-14</u>	<u>2014-15</u>	<u>2015-16</u>	<u>2016-17</u>	<u>2017-18</u>
Placement rate includes graduates who are continuing their education or are employed.	88%	88%	96%	94%	91%
Graduates in the job market who found jobs.	86%	90%	89%	89%	89%
Graduates who found jobs, employed in their field.	89%	78%	89%	89%	90%
Response rate of graduates completing the Graduate Follow-Up Survey.	27%	24%	29%	18%	22%

*Respondents who are working and continuing their education concurrently are reported in both of these categories. The placement rate includes individuals only once and does not include those not seeking employment.*

---

<u>Categories</u>	<u>2013-14</u>	<u>2014-15</u>	<u>2015-16</u>	<u>2016-17</u>	<u>2017-18</u>
Associate Degree graduates continuing their education at Ferris State. *	49%	46%	47%	53%	54%

*\*Based on 4th Day Headcount*

Source: Office of Institutional Research & Testing

## RECIPIENTS OF ALUMNI AWARDS

Since 1956, Commencement week activities have included the presentation by the Ferris State University Alumni Association of Distinguished Alumni Awards recognizing exceptional career success and noteworthy fidelity and devotion to the University. Recipients from 1967-2019:

<b><u>1967</u></b> Albert F. Cleveland Roy A. Darling James C. Finney, Sr. Willard J. Nash	<b><u>1978</u></b> Ruth Gibson Butler Leonard W. Gopp Robert C. Redman	<b><u>1989</u></b> Albert J. Coudron Kenneth W. Kirk George J. Menoutes Jerry R. Tubbs	<b><u>2001</u></b> Robert S. Buckingham John D. Chinonis Robyn D. Myers Robert K. Scranton	<b><u>2012</u></b> Karl Huffman Ron Nichols George Nicolas Terrence Rollins Hazel Seaba Teresa Szymanski
<b><u>1968</u></b> Norman E. Borgerson Ann W. Sawasky Reuben E. Trippensee	<b><u>1979</u></b> Peggy A. Frazier Thomas P. Scholler Lee A. Westberg	<b><u>1990</u></b> Philip E. Hoffman Dennis B. Lerner Roger G. Stoll Clinton L. Swinehart	<b><u>2002</u></b> John C. Bond Joseph J. Corcoran II James B. Meyer	<b><u>2013</u></b> Terry Berden Mike Suman
<b><u>1969</u></b> Carroll Boutell Elmon Cataline	<b><u>1980</u></b> E. Elaine Davies Kuno Hammerberg John F. Mangrum	<b><u>1991</u></b> Darroll Z. Howard Jane Reagan Jones Kenneth E. McCourt	<b><u>2003</u></b> William J. Buckingham Suzette Compton	<b><u>2014</u></b> Matthew Bissett Steven London Vivian Pickard Andrew Young
<b><u>1970</u></b> Charles E. Fairman Ethel Taylor Pierce John Stahlin	<b><u>1981</u></b> Alvin L. Burridge Floyd E. Curtis Avis J. Ericson	<b><u>1992</u></b> Paul E. Boyer Richard E. Hurst Carolyn C. Kilpatrick James Middaugh	<b><u>2004</u></b> Mark E. Alley Stephen R. Ehardt Dr. Gary Kadlec Richard Sauve	<b><u>2015</u></b> Denise Beachy David Friar Kenneth Friar Carolyn 'Carrie' Germain Amy Proos
<b><u>1971</u></b> Stanley J. Byington Gerald McKessy Raymond Sines	<b><u>1982</u></b> Howard L. Dell Jack M. Newcomb Rena D. Westra	<b><u>1993</u></b> Eugene A. DeFouw Douglas P. Johnson Barbara L. Ottinger Louis M. Sesti	<b><u>2005</u></b> Dick Dolack Randy Seaman	<b><u>2016</u></b> Kevin Cross Mary Garvelink Matt Nawrocki Jeff Rowe Jon Sprague
<b><u>1972</u></b> Clarence Freeman Delbert Long Ramsay Wardrop	<b><u>1983</u></b> Douglas W. Call Darnell E. Cole Margaret Ethel Denise Elton "Ott" Gingrich	<b><u>1994</u></b> Joseph C. Barney, Jr. Vernita Burrows R. Thomas Cook Kenneth Hoexum Robert N. Tenney	<b><u>2006</u></b> Terrence G. Gohl Ken Lawless	
<b><u>1973</u></b> Bert C. Brennan Albert B. Doherty, III John W. Spicer Fred A. Westerman	<b><u>1984</u></b> Richard C. Andersen Edmund D. Farhat Kenneth J. Hicks	<b><u>1995</u></b> William Adrian Jack Bates John Bradac Lawrence Marfechuk Ronald Snead	<b><u>2007</u></b> Kurt A. Barrett Emily F. Hancock	
<b><u>1974</u></b> Frank Curtis Phillip Runkel Colin Smith	<b><u>1985</u></b> Jean D. Deupree Arnold L. Johnson Bruce N. Parsons	<b><u>1996</u></b> David V. Dellar	<b><u>2008</u></b> Brian F. Barry Michael J. Bettiga Paul T. Doyle David L. Stickle	<b><u>2017</u></b> Billy Hawkins David Kendall Kimberly Ridings Jerome Schwind
<b><u>1975</u></b> Rex O. Graff Fred Schnarr Chester I. Williams	<b><u>1986</u></b> Richard L. Antonini Bertil G. Carlson Kenneth L. Cook Jack D. Lewis	<b><u>1997</u></b> John Wheeler	<b><u>2009</u></b> Ronald Mahoney Tim Moore Mary Jane Thomson	<b><u>2018</u></b> Mark Beiderwieden Brendan Locke Linda Meewenberg Thomas Norris Richard Shaw
<b><u>1976</u></b> S. John Byington Gerald L. DeHaan Clare G. Johnson H. James Renaud	<b><u>1987</u></b> Roger W. Anderson Maurice Q. Bectel H. Kearney Walters	<b><u>1998</u></b> Steve Harvey	<b><u>2010</u></b> Raymond Baker Brent Knight James Rhodes Mark Swan John Trestrail III	<b><u>2019</u></b> Pamela Curtis Kathy Pawlicki Randy Phelps Luke Wyckoff
<b><u>1977</u></b> James R. Hess Florence I. Holden Robert J. Norsworthy	<b><u>1988</u></b> Marjorie L. Fleming Gordon E. Kamstra Charles E. Lippert George H. Ryan, Sr.	<b><u>1999</u></b> Jerry Woodcock <b><u>2000</u></b> Daniel F. Niccolai	<b><u>2011</u></b> Richard L. Antonini II John Matlock Curt McAllister	

The Pacesetter Award recognizes alumni who have been in the job field up to 13 years with exceptional success. Recipients are:

<b><u>2002</u></b> Mecchele A. Churchfield Scott M. Mark	<b><u>2006</u></b> William Davis Michael Travis	<b><u>2009</u></b> Scott French Kathy LeMieux Mimi Miles	<b><u>2013</u></b> Shaun Phillips Heather Schalk Douglas Searles	<b><u>2017</u></b> Carlvin Dorvilier Scotty Kehoe Javier Olvera
<b><u>2003</u></b> James P. Chenier Mary Lee Pakieser	<b><u>2007</u></b> Keith Guy Barbara Horn Michael Moll	<b><u>2010</u></b> James Maher	<b><u>2014</u></b> Mark Langowski David Stevens	<b><u>2018</u></b> Michael DeBolt Kristin O'Brien Elizabeth Wirgau
<b><u>2004</u></b> Bradley A. Henion Kenneth W. Mance Mathew M. Vivona	<b><u>2008</u></b> Scott Seifferlein Michael J. Oxner	<b><u>2011</u></b> Jason Mitchell Ryan Pohl Corey Wiggins	<b><u>2015</u></b> Emily Coles Kristian Schroder	<b><u>2019</u></b> Candice Colby-Scott Michael Crowe
<b><u>2005</u></b> Mark Guindon Michael Pung		<b><u>2012</u></b> Jessica Wortley Adler David Cox Recco Richardson	<b><u>2016</u></b> Jonathan Barrera Mikulich Michael Noble	

Source: University Advancement and Marketing

# FINANCIAL AID

## FINANCIAL AID APPLICANTS & AID AWARDED

### Total Eligible, Total Receiving Aid and Aid Totals

Aid Year	Applications Received	Total Fall Undergrads in an Aid Eligible Program	Number of Students Receiving Any Aid	Percent of Total Receiving Any Aid	Fall Undergrads Total Aid
1314	27,342	12,651	10,710	84.7	145,216,000
1415	26,150	12,625	10,635	84.2	146,954,000
1516	24,823	12,553	10,465	83.4	143,091,000
1617	23,556	11,998	9,964	83.0	135,111,000
1718	26,242	11,525	9,665	83.9	133,350,000
1819	25,633	10,971	9,056	82.5	124,850,000
1920*	23,600	10,356	8,624	83.3	153,735,202

### Type of Aid Awarded

Aid Year	Pell Grant		Need-Based Aid		Tuition Incentive Program	
	Student Count	Percent of Total	Student Count	Percent of Total	Student Count	Percent of Total
1314	5,467	43.2	8,387	66.3	1,200	9.5
1415	5,444	43.1	8,159	64.6	1,274	10.1
1516	5,255	41.9	7,869	62.7	1,412	11.2
1617	4,722	39.4	7,274	60.6	1,425	11.9
1718	4,718	40.9	7,163	62.2	1,417	12.3
1819	4,333	39.5	6,539	59.6	1,580	14.4
1920*	3,997	38.6	6,013	58.1	1,708	16.5

### First Generation Students

Aid Year	First Generation College	
	Student Count	Percent of Total
1314	3,474	27
1415	3,417	27
1516	3,247	26
1617	2,890	24
1718	2,749	24
1819	2,492	23
1920	2,268	22

\*1920 statistics are preliminary, and will be finalized next year.

Source: The Financial Aid Office

**FINANCIAL AID DISBURSEMENTS 2018-2019**

Fund Source	<u>Undergraduate</u>		<u>Graduate</u>		<u>Total</u>	
	Student Count	Paid	Student Count	Paid	Student Count	Paid
Federal	8,100	\$74,945,181	885	\$21,723,679	8,985	\$96,668,860
State	2,350	\$11,304,088	3	\$18,235	2,353	\$11,322,323
Institutional	6,383	\$25,772,386	269	\$1,514,465	6,652	\$27,286,851
Private *	1,542	\$4,313,594	295	\$862,185	1,837	\$5,175,778
Other	1,201	\$11,901,807	119	\$1,379,582	1,320	\$13,281,389
<b>GRAND TOTAL</b>		<b>\$128,237,056</b>		<b>\$25,498,146</b>		<b>\$153,735,201</b>

\* Includes scholarships that students bring with them (e.g. Lion's Club, Boy Scouts, etc.)

**STUDENT LOAN DEBT**

Graduating Cohort	Student Count	Total Cumulative Loan Debt	Cumulative Federal Loan Debt	Percent Borrowers	Percent Federal Borrowers
2013-2014	773	35,720	28,300	83	82
2014-2015	736	35,660	27,870	82	82
2015-2016	807	35,710	28,400	76	76
2016-2017	858	35,606	27,571	78	77
2017-2018	876	36,525	27,860	76	75
2018-2019	841	34,589	26,823	74	73

Cumulative Loan Debt of Students Graduating with a Bachelor's Degree as reported on the Peterson's Annual Survey of Undergraduate Financial Aid.

Average debt includes only students who borrowed.

Includes only students who entered Ferris as FTIACs, and maintained enrollment until graduation with a first bachelor's degree.

Does not include parent loans.

**THREE-YEAR OFFICIAL COHORT DEFAULT RATE**

Entered Repayment	Default Rate
Fiscal Year 2012	7.6%
Fiscal Year 2013	6.3%
Fiscal Year 2014	7.3%
Fiscal Year 2015	7.3%
Fiscal Year 2016	7.0%

Percent of borrowers who defaulted within 3 years of entering repayment (US Dept of Educ)

Source: The Financial Aid Office

# BUDGET

**FERRIS STATE UNIVERSITY**  
**FY 2019-20 GENERAL FUND OPERATING BUDGET**  
 (AMOUNTS IN MILLIONS)

<b><u>REVENUES</u></b>	<b><u>FY 2019-20 OPERATING BUDGET</u></b>
STATE APPROPRIATIONS	\$56.0
TUITION/FEES	\$147.4
OTHER REVENUES	\$3.1
<b><i>TOTAL REVENUE</i></b>	<hr style="width: 100%; border: 0.5px solid black;"/> <b><i>\$206.5</i></b>
<b><u>EXPENDITURES</u></b>	
COMPENSATION	\$148.7
OPERATING EXPENSE	\$32.8
STUDENT ASSISTANCE	\$25.0
<b><i>TOTAL EXPENDITURES</i></b>	<hr style="width: 100%; border: 0.5px solid black;"/> <b><i>\$206.5</i></b>
 <b>REVENUE/EXPENDITURE NET</b>	 <b>\$0</b>

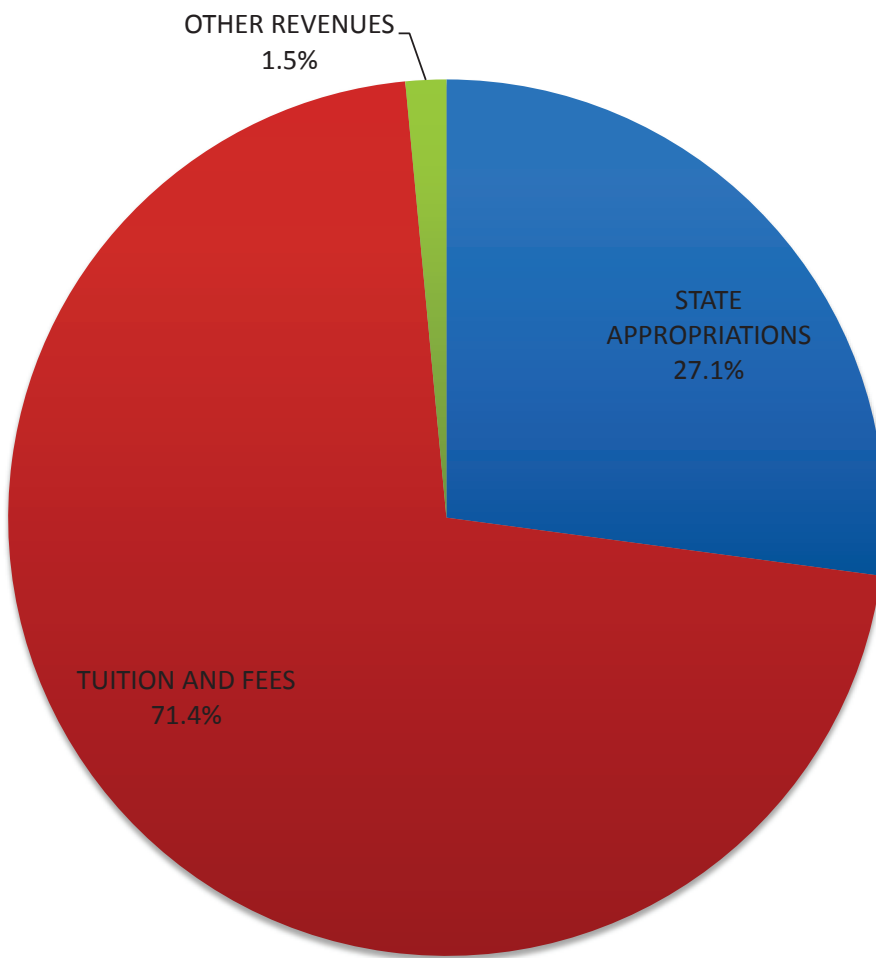
Source: Office of Budgetary Planning & Analysis, General Fund Operating Budget FY- 19/20



**FERRIS STATE UNIVERSITY  
FY 2019-20 REVENUE SUMMARY**

(AMOUNTS IN MILLIONS)

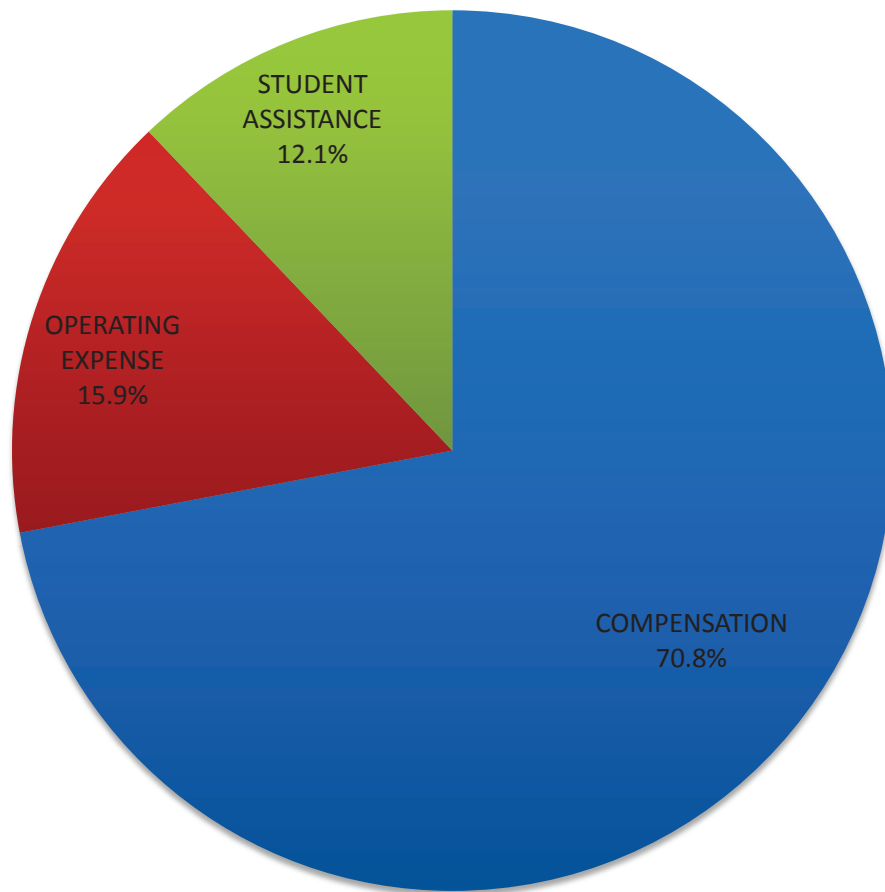
	AMOUNT	PERCENT
STATE APPROPRIATIONS	\$56.0	27.1%
TUITION AND FEES	\$147.4	71.4%
OTHER REVENUES	<u>\$3.1</u>	<u>1.5%</u>
TOTAL	\$206.5	100%



Source: Office of Budgetary Planning & Analysis, General Fund Operating Budget FY- 19/20

**FERRIS STATE UNIVERSITY  
FY 2019-20 EXPENDITURE SUMMARY  
(AMOUNTS IN MILLIONS)**

	AMOUNT	PERCENT
COMPENSATION	\$148.7	72.0%
OPERATING EXPENSE	\$32.8	15.9%
STUDENT ASSISTANCE	<u>\$25.0</u>	<u>12.1%</u>
<b>TOTAL</b>	<b>\$206.5</b>	<b>100%</b>



Source: Office of Budgetary Planning & Analysis, General Fund Operating Budget FY- 19/20

# FACILITIES

**FERRIS STATE UNIVERSITY  
PLANT OPERATIONAL SERVICES**

**STATEMENT OF FACILITIES AT THE BIG RAPIDS CAMPUS**

NUMBER OF BUILDINGS	GENERAL FUNDED FACILITIES	SQUARE FEET	CUBIC FEET	YEAR CONSTRUCTED OR IMPROVED
1.00	ALUMNI BUILDING	34,600	510,000	1929
1.00	ASPHALT PAVEMENT ASSOCIATION OF MICHIGAN TRAINING FACILITY	4,736	41,573	2019
1.00	ARTS/SCIENCE COMMONS	79,259	1,054,984	1996-99
1.00	ATHLETIC TRAINER BUILDING	756	6,297	2017
1.00	AUTOMOTIVE CENTER	77,000	1,235,400	1956-88
1.00	BISHOP HALL	50,900	480,600	1968-87
1.00	BUSINESS BUILDING	90,600	700,000	1970
1.00	CARRILON TOWER	100	4,900	1968
1.00	CREATIVE ARTS	7,200	93,900	1965
1.00	DEPARTMENT OF PUBLIC SAFETY	400	3,200	1959-83-99-03
1.00	ELASTOMER/PLASTICS CENTER	43,392	510,555	1987-99
0.67	EWIGLEBEN SPORTS COMPLEX	76,600	1,280,806	1974-82-99
1.00	FLITE LIBRARY	173,484	2,081,800	2001
1.00	GENERAL SERVICES ANNEX	15,282	320,922	2005
1.00	GENERAL SERVICES BUILDING	28,571	518,885	1984-88-05
3.00	GENERAL SERVICES GROUNDS	7,232	80,856	1979-06
1.00	GRANGER CENTER (CTC)	75,298	1,358,200	1962-03
0.50	HEALTH CENTER (50%)	9,200	91,250	1959-67
1.00	HEAVY EQUIPMENT TECHNOLOGY	52,000	1,188,000	1987
1.00	INSTRUCTIONAL RESOURCE CENTER	61,425	683,800	1969-2008
1.00	JOHNSON HALL	33,600	328,600	1959
1.00	MCKESSY BARN	2,000	36,000	1989
1.00	MCKESSY HOUSE	2,800	23,000	1989-97
1.00	MICHIGAN COLLEGE OF OPTOMETRY	86,104	11,193,520	2010
1.00	MUSIC CENTER	10,000	137,900	1962
1.00	NORTH STORAGE FACILITY	10,711	152,900	2001
1.00	PARSON'S FIRING RANGE	576	4,608	2018
1.00	PHARMACY BUILDING	62,200	1,214,300	1972
1.00	POWER PLANT	19,900	421,900	1955-88
1.00	PRAKKEN BUILDING	42,100	503,900	1952
1.00	SCIENCE BUILDING	109,148	1,697,000	1955-67-97-99
1.00	SCIENCE CHILLER COMPLEX	3,200	57,600	2010
1.00	STARR BUILDING	86,400	1,607,200	1962-96
1.00	STUDENT RECREATION CENTER	123,854	2,584,688	1962-99-2018
1.00	SWAN BUILDING	220,634	3,095,864	1966-88-2004-2018
1.00	TIMME CRT FOR STUDENT SERVICES	59,179	752,227	1967-02
1.00	TOP TAGGART WHEELER PAVILION	10,593	152,000	2001
1.00	VFS ALLIED HEALTH BUILDING	67,400	1,493,800	1979
1.00	WEST BUILDING	23,700	292,500	1952-85
1.00	WEST COMMONS	19,800	269,300	1968
<b>41.17</b>	<b>TOTAL GENERAL FUNDED</b>	<b>1,881,934</b>	<b>38,264,735</b>	

FACILITIES

FERRIS STATE UNIVERSITY  
PLANT OPERATIONAL SERVICES

STATEMENT OF FACILITIES AT THE BIG RAPIDS CAMPUS

NUMBER OF BUILDINGS	NON-GENERAL FUNDED FACILITIES	SQUARE FEET	CUBIC FEET	YEAR CONSTRUCTED OR IMPROVED
2.00	BOND HALL	90,500	820,400	1966
1.00	BROPHY HALL	47,000	482,750	1962
1.00	CLARK HALL	41,500	360,900	1960
1.00	COPY CENTER PERRY STREET	2,070	30,015	2006
3.00	CORPORATE & PROF DEVELOP CTR	16,836	192,612	1985-87
1.00	CRAMER HALL	91,700	824,700	1969
3.00	EAST CAMPUS SUITES	107,910	971,190	2011
1.00	HALLISY HALL	44,700	406,000	1958
0.50	HEALTH CENTER (50%)	9,200	91,250	1959-67
1.00	HENDERSON HALL	44,900	405,500	1965
0.33	ICE ARENA	69,460	980,570	1974-99
1.00	KATKE GOLF CART STORAGE	2,800	27,600	1984
1.00	KATKE GOLF CLUB HOUSE	5,700	57,000	2000-2019
1.00	KATKE GOLF MAINTENANCE BLD.	3,200	44,800	1974
1.00	KEN JANKE, SR. GOLF LEARNING CENTER	9,555	112,842	2019
1.00	KNOLLCREST COMMONS	11,094	292,860	1961
1.00	MCNERNEY HALL	47,000	482,750	1962
1.00	MERRILL HALL	51,700	515,050	1961
1.00	MILLER HALL	47,382	444,245	1963
1.00	NORTH HALL	124,019	1,775,047	2017
1.00	PICKELL HALL	50,400	468,600	1964
1.00	PUTERBAUGH HALL	46,400	436,400	1965
1.00	RACQUET BALL FACILITY	50,884	1,244,000	1980-87-01
1.00	SOUTH COMMONS ROCK	34,020	418,937	1963-64-94-09
1.00	SOUTHWEST COMMONS	19,500	253,600	1965-86
1.00	SOUTHWEST POWER PLANT	2,200	33,200	1964
1.00	TAGGART HALL	47,800	450,600	1964
1.00	TRAVIS HALL	51,700	515,050	1961
1.00	UNIVERSITY CENTER	142,779	1,443,705	2015
1.00	VANDERCOOK HALL	41,500	386,350	1957-98
1.00	WARD HALL	41,320	407,260	1963
34.00	WEST CAMPUS APTS.	267,944	5,419,036	1995; 2016
1.00	WEST CAMPUS COMMUNITY BLDG.	5,785	52,000	1996
1.00	WOMEN'S SOFTBALL FACILITY	1,008	25,200	2001
<b>70.83</b>	<b>TOTAL NON-GENERAL FUNDED</b>	<b>1,671,466</b>	<b>20,872,019</b>	
<b>112.00</b>	<b>GRAND TOTAL</b>	<b>3,553,400</b>	<b>59,136,754</b>	

**BUILDING KEY**

BUILDING NAME	CODE	LOCATION	BUILDING NAME	CODE	LOCATION
Allied Health Building (Victor F. Spatheff Center, College of Health Professions)	VFS	G7	Miller Hall	MIL	J6
Alumni Building	ALLU	A3	Music Activities Center	MUS	E5
Arts and Science Commons (College of Arts and Sciences, Retention and Student Success, Educational Counseling and Disabilities Services)	ASC	D5	National Elastomer Center (College of Engineering Technology)	NEC	E4
Athletic Training Building	ATB	I5	North Hall	NRB	C4
Automotive Center (College of Engineering Technology)	AUT	B4	North Storage	NST	C7
Birkam Health Center	BHC	F4	Pickell Hall (Honors Program)	PIC	H5
Bishop Hall (College of Education and Human Services, Early Learning Center)	BIS	H9	Power Plant	POW	B4
Bituminous Lab	BIT	A2	Prakken Building	PRK	A3
Bond Hall (North and South)	BON	H8	Public Safety (West Commons)	WCO	H9
Bookstore - Barnes and Noble	UCB	O7	Puterbaugh Hall	PUT	H7
Brophy Hall	BRO	J4	Racquet Facility and Fitness Center (Professional Tennis Management)	ROT	O5
Business Building (College of Business)	BUS	H6	Rock Cafe (South Commons)	SCO	I5
Clark Hall	CLK	E4	Science Building	SCI	C5
Copy Center	CCE	E7	Science Chiller Complex	SCC	C6
Corporate and Professional Development Center	CPD	A2	South Athletic Fields	SAF	I4
Cramer Hall	CRA	H8	Southwest Commons	SWC	H7
Creative Arts Center	CAC	I7	Starbucks Coffee (IRC, UCB)	SPL	I7
East Campus Suites	ECS	F2	Starr Educational Center (College of Arts and Sciences, Museum of Sexist Objects)	STR	D6
Ewigleben Sports Complex	SPO	J7	Student Recreation Center (Field House, Swimming Pool)	SRC	G4
Erbert and Garberts' Sandwich Shop	IRC	G6	Swan Building (College of Engineering Technology)	SWN	D3
FLITE Library	FLT	E5	Taggart Hall	TAG	H6
(Jim Crow Museum of Racist Memorabilia)	GSA	L7	Timme Center for Student Services (Admissions, Business Office, Financial Aid Office, President's Office)	CSS	F6
General Services Annex	GEN	K7	Top Taggart Field	TTF	G5
General Services Building	GEN	K7	Travis Hall	TRV	J6
Granger Center for Construction and HVACR (School of Built Environment)	GRN	B4	University Center (Center for Leadership, Activities and Career Services, Event Center, Fine Art Gallery, First Lady's Attic, IT Solutions Center, LGBTQ+ Center, Student Government, Quad Cafe, Starbucks, Telecommunications Technology Services, Veterans Association)	UCB	D4
Hagerman Pharmacy Building (College of Pharmacy)	PHR	G8	Vandercook Hall	VAN	E6
Hallay Hall	HAL	F6	Ward Hall	WAR	I6
Heavy Equipment (College of Engineering Technology)	HEC	K8	West Building	WES	A4
Henderson Hall	HEN	I7	West Campus Apartments	WCA	H10
Institute for Construction Education and Training	ICT	A2	West Campus Community Center	WCC	H10
Interdisciplinary Resource Center	IRC	G6	West Commons	WCO	H9
Johnson Hall (College of Engineering Technology)	JOH	E4	Williams Auditorium	WIL	C6
Katke Golf Course	KAT	F12	Wheeler Pavilion (Top Taggart Field)	TTF	G5
Knollcrest Commons (Professional Golf Management)	KNO	J5			
McKessy House	MCK	C6			
McNerney Hall	MCN	J5			
Merrill Hall	MER	J5			
Michigan College of Optometry Building (College of Optometry, University Eye Center)	MCO	G7			



**LOT KEY**

<b>COMMUTER PARKING</b>	LOT 1 C3	LOT 20 J8	LOT 50 B4
	LOT 2 E3	LOT 21 H4	LOT 55 G10
	LOT 6 G9	LOT 27 E6	LOT 57 B3
	LOT 13 D3	LOT 28 F9	LOT 64 H10
	LOT 17 F4		
	LOT 18 C7	LOT 37 G5	
	LOT 19 E8	LOT 44 I7	
<b>FACULTY/STAFF PARKING</b>	LOT 1 D3	LOT 31 D4	LOT 48 K8
	LOT 2 E3	LOT 33 F7	LOT 50 B4
	LOT 7 A4	LOT 34 F5	LOT 51 A2
	LOT 8 B4	LOT 35 H5	LOT 52 A2
	LOT 10 C6	LOT 38 F4	LOT 53 I5
	LOT 15 F3	LOT 39 I5	LOT 58 H9
	LOT 19 E7	LOT 40 I5	LOT 58 K8
	LOT 22 E7	LOT 42 G8	LOT 59 K7
	LOT 24 D5	LOT 44 I7	LOT 63 E5
	LOT 27 E6	LOT 45 G9	LOT 71 C5
	LOT 30 F4	LOT 46 J7	LOT 72 I5
<b>RESIDENCE HALL PARKING</b>	LOT 3 F5	LOT 28 F8	
	LOT 4 K6	LOT 47 J9	
	LOT 5 G8	LOT 54 H10	
	LOT 9 C4	LOT 61 J4	
	LOT 16 H5	LOT 70 F12	
<b>CAMPUS APARTMENT PARKING</b>	LOT 11 F2	LOT 60 A2	LOT 67 H10
	LOT 15 F3	LOT 64 H10	LOT 68 I11
	LOT 16 H5	LOT 65 G11	
	LOT 54 H10	LOT 66 H10	
<b>PATIENT/PUBLIC PARKING</b>	LOT 33 F7	LOT 41 G7	
<b>PATRON PARKING</b>	LOT 22 E7	LOT 49 E12	LOT 62 O5
	LOT 43 F5	LOT 60 A3	LOT 75 F12
<b>METER PARKING</b>	LOT 1 C3	LOT 27 E6	LOT 48 K8
	LOT 10 C6	LOT 32 D4	LOT 57 B3
	LOT 12 H9	LOT 37 G5	LOT 73
	LOT 14 H8	LOT 39 I5	

**MAP KEY**

- COMMUTER
- FACULTY AND STAFF
- RESIDENCE HALL
- CAMPUS APARTMENT
- COMMUTER AND RESIDENCE HALL
- PATIENT AND PUBLIC
- METER
- PATRON
- EMERGENCY PHONES
- GRAND RAPIDS SHUTTLE STOP
- DART CAMPUS SHUTTLE STOP

## **Driving Directions to Big Rapids Campus**

---

**Driving from East (Detroit):** Take I-96 West to Grand Rapids. Take US-131 North to Big Rapids, Exit 139. Turn right and follow Perry Street 1.7 miles to the last stop light which is State Street (Business Loop-131). Proceed straight through the stoplight into the main campus.

**Driving from East (Flint):** Take I-69 West to Lansing. Take I-96 West to Grand Rapids. Take US-131 North to Big Rapids, Exit 139. Turn right and follow Perry Street 1.7 miles to the last stop light which is State Street (Business Loop-131). Proceed straight through the stoplight into the main campus.

**Driving from East (Mt. Pleasant):** Take M-20 West to Big Rapids, turn south (left) on State Street. Follow State Street (which is Business Loop-131) and stay in the left lane. You will drive past Burger King (which is on your right). Turn left at the next stoplight (Perry Street), which is the main entrance to campus.

**Driving from North (Cadillac):** US-131 South to Big Rapids, Exit 139. Turn left and follow Perry Street 1.7 miles to the last stop light which is State Street (Business Loop-131). Proceed straight through the stoplight into the main campus.

**Driving from North (Old US-131):** Continue on Old US-131 (which is State Street), stay in the left lane. You will drive past Burger King (which is on your right). Turn left at the next stoplight (Perry Street), which is the main entrance to campus.

**Driving from South (Grand Rapids and Kalamazoo):** US-131 North to Big Rapids, Exit 139. Turn right and follow Perry Street 1.7 miles to the last stop light which is State Street (Business Loop-131). Proceed straight through the stoplight into the main campus.

**Driving from West:** Take M-20 East to Stanwood and then US-131 North to Big Rapids, exit 139. Turn right and follow Perry Street 1.7 miles to the last stop light which is State Street (Business Loop-131). Proceed straight through the stoplight into the main campus.

MICHIGAN PUBLIC  
UNIVERSITIES



## ENROLLMENT MICHIGAN PUBLIC UNIVERSITIES

	<u>Fall 2015</u>	<u>Fall 2016</u>	<u>Fall 2017</u>	<u>Fall 2018</u>	<u>Fall 2019*</u>
Central Michigan University	26,968	24,445	23,335	21,705	19,243
Eastern Michigan University	21,634	21,105	20,313	18,838	17,814
<b>Ferris State University</b>	<b>14,715</b>	<b>14,187</b>	<b>13,798</b>	<b>13,250</b>	<b>12,472</b>
Grand Valley State University	25,325	25,460	25,049	24,677	24,033
Lake Superior State University	2,142	2,229	2,138	2,160	1,984
Michigan State University	50,543	50,344	50,019	50,351	49,809
Michigan Tech University	7,242	7,270	7,319	7,203	7,041
Northern Michigan University	8,303	7,750	7,612	7,595	7,732
Oakland University	20,261	20,012	19,333	19,309	19,013
Saginaw Valley State University	9,766	9,165	8,662	8,536	8,265
University of Michigan - Ann Arbor	43,651	44,718	46,002	46,716	48,090
University of Michigan - Dearborn	9,083	9,131	9,339	9,468	9,195
University of Michigan - Flint	8,470	8,044	7,836	7,532	7,297
Wayne State University	27,222	27,298	27,089	27,053	26,844
Western Michigan University	23,556	23,252	22,894	22,562	21,470

Note: Fall numbers are from MASU Enrollment Report. Previous Fall numbers are updated annually to match the MASU Enrollment Report.

\*Enrollment numbers are Preliminary and will be finalized next year.

Source: Budget Office


**BUDGETARY PLANNING AND ANALYSIS  
SUMMARY OF 2019-20 TUITION & FEES AND ROOM & BOARD  
MICHIGAN PUBLIC UNIVERSITIES**

	<u>FY-20 TUITION</u>	<u>TUITION RANK</u>	<u>FY-20 ROOM &amp; BOARD</u>	<u>ROOM &amp; BOARD RANK</u>	<u>FY-20 TOTAL COST</u>	<u>TOTAL COST RANK</u>
Central Michigan University	\$12,960	9	\$10,328	9	\$23,288	8
Eastern Michigan University	\$13,433	6	\$10,486	5	\$23,919	5
<b>Ferris State University</b>	<b>\$12,930</b>	<b>10</b>	<b>\$10,044</b>	<b>11</b>	<b>\$22,974</b>	<b>9</b>
Grand Valley University	\$12,860	11	\$9,240	13	\$22,100	12
Lake Superior University	\$12,450	12	\$10,230	10	\$22,680	10
Michigan State University	\$14,523	3	\$10,474	6	\$24,997	3
Michigan Tech University	\$15,960	1	\$11,004	2	\$26,964	2
Northern Michigan University	\$11,520	14	\$10,774	3	\$22,294	11
Oakland University	\$13,463	5	\$10,430	7	\$23,893	6
Saginaw Valley University	\$10,814	15	\$10,030	12	\$20,844	14
University of Michigan	\$15,558	2	\$11,996	1	\$27,554	1
University of Michigan - Dearborn	\$13,304	7	\$0	N/A	N/A	N/A
University of Michigan - Flint	\$12,406	13	\$9,116	14	\$21,522	13
Wayne State University	\$13,766	4	\$10,391	8	\$24,157	4
Western Michigan	\$13,017	8	\$10,567	4	\$23,584	7
<b>UNWEIGHTED AVERAGE</b>	<b>\$13,264</b>		<b>\$10,365</b>		<b>\$23,626</b>	

Note: FTIAC rates.

Source: MASU Tuition & Fees Report, State Universities of Michigan

### Annual Room and Board Costs FY 2020

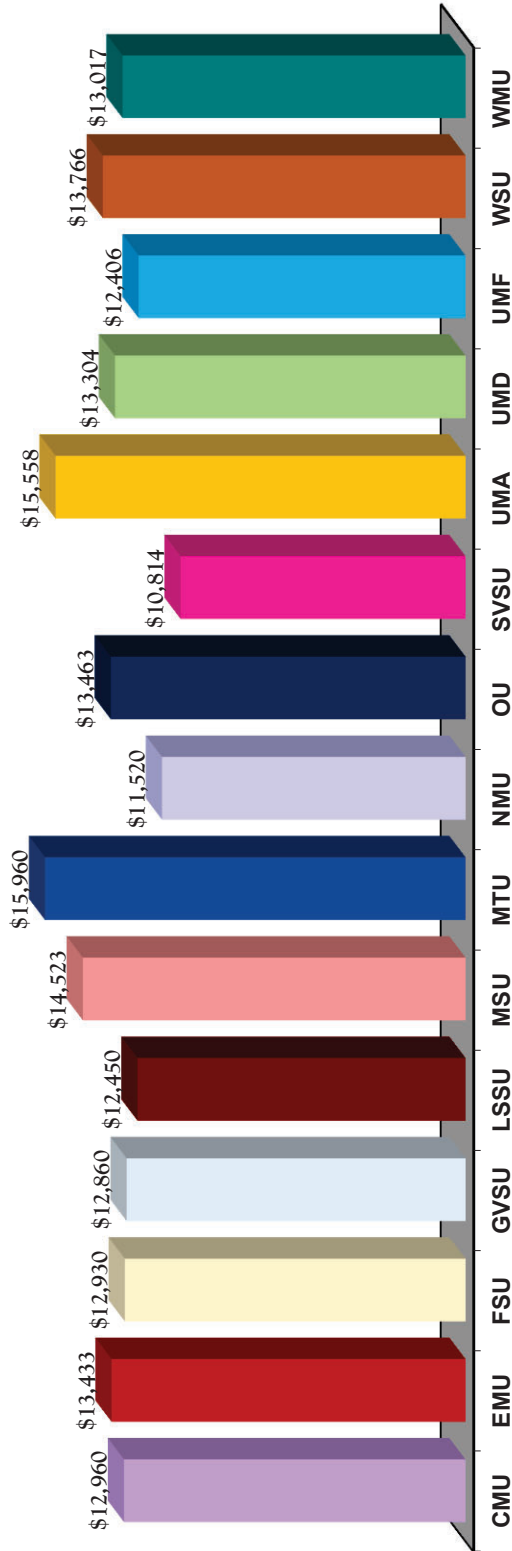


### Five Year Trend

	FY '16	FY '17	FY '18	FY '19	FY '20
CMU	\$9,088	\$9,406	\$9,736	\$10,076	\$10,328
EMU	9,344	9,592	10,168	10,168	10,486
<b>FSU</b>	<b>9,434</b>	<b>9,652</b>	<b>9,894</b>	<b>9,894</b>	<b>10,044</b>
GVSU	8,360	8,740	9,000	9,090	9,240
LSSU	9,290	9,442	9,594	9,882	10,230
MSU	9,474	9,734	9,976	10,272	10,474
MTU	9,857	10,105	10,477	10,756	11,004
NMU	9,286	9,838	10,328	10,666	10,774
OU	9,250	9,620	9,910	10,225	10,430
SVSU	8,600	9,236	9,378	9,786	10,030
UMA	10,554	10,872	11,198	11,534	11,996
UMF	9,527	8,178	8,437	8,769	9,116
WSU	9,713	9,811	9,762	10,072	10,391
WMU	9,238	9,561	9,848	10,143	10,567

Source: Office of Budgetary Planning & Analysis/MASU Tuition & Fees Report

### Annual Tuition and Required Fees FY 2020



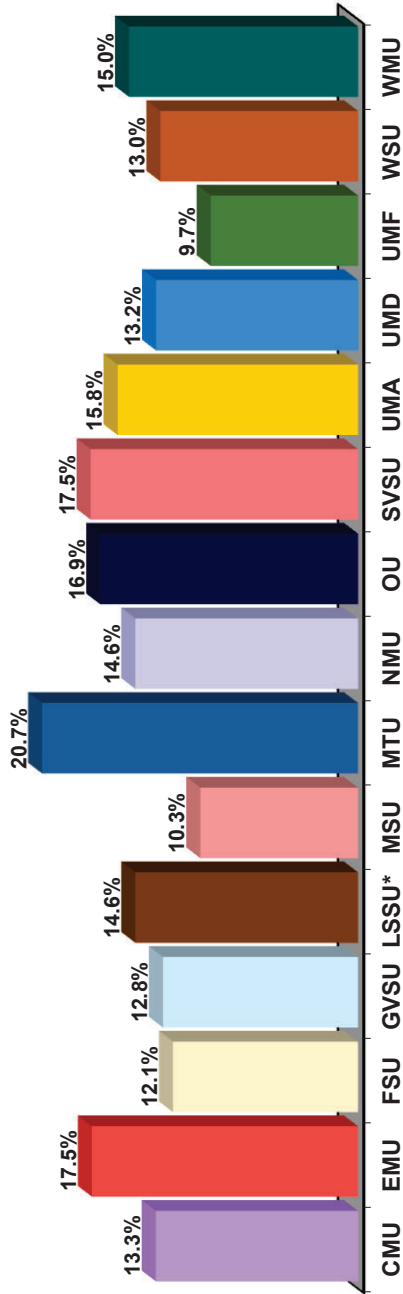
### Five Year Trend

	FY '16	FY '17	FY '18	FY '19	FY '20
CMU	\$11,850	\$12,150	\$12,510	\$12,960	\$12,960
EMU	10,417	11,559	12,219	12,708	13,433
<b>FSU</b>	<b>11,460</b>	<b>11,760</b>	<b>12,180</b>	<b>12,630</b>	<b>12,930</b>
GVSU	11,078	11,520	11,994	12,484	12,860
LSSU	10,767	11,214	11,622	12,090	12,450
MSU	13,612	14,115	14,516	14,523	14,523
MTU	14,286	14,634	15,074	15,646	15,960
NMU	9,860	10,012	10,490	10,983	11,520
OU	11,513	11,970	12,420	12,893	13,463
SVSU	8,969	9,345	9,819	10,308	10,814
UMA	13,856	14,402	14,826	15,262	15,558
UMD	11,304	12,032	12,472	12,930	13,304
UMF	10,458	10,884	11,334	11,820	12,406
WSU	11,814	12,269	12,729	13,097	13,766
WMU	11,329	11,793	12,243	12,483	13,017

Source: Office of Budgetary Planning & Analysis/MASU Tuition & Fees Report

Note: Based on FTIAC Tuition Rates

# Financial Aid as a Percent of Total General Fund Spending FY 2019



## Five Year Trend

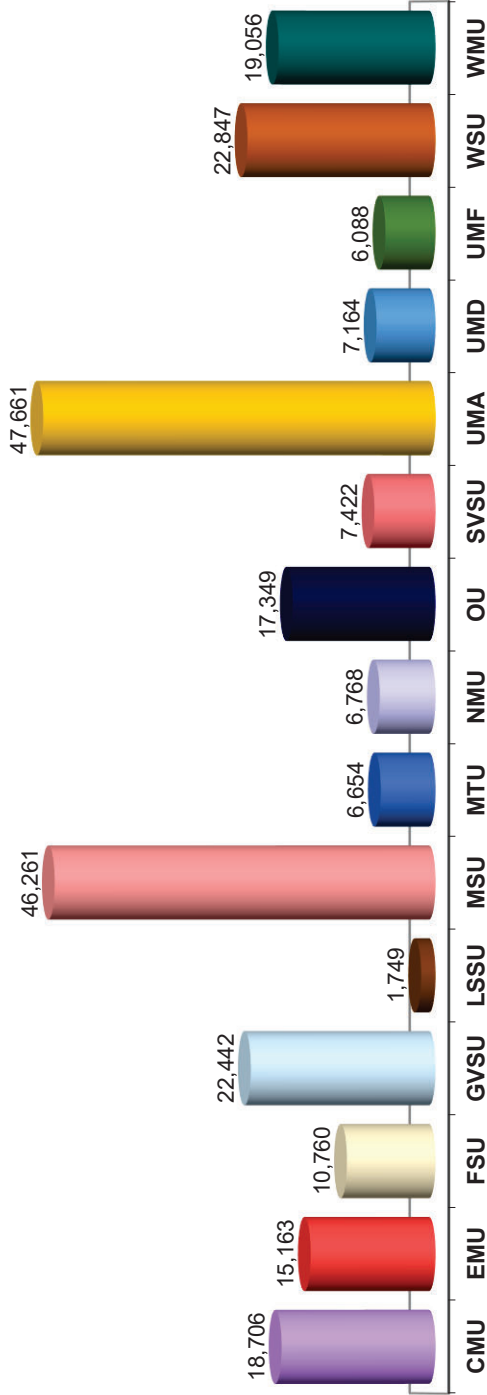
	FY '15	FY '16	FY '17**	FY '18	FY '19
CMU	7.8%	8.9%	12.7%	13.2%	13.3%
EMU	15.2%	17.7%	18.3%	18.9%	17.5%
<b>FSU</b>	<b>10.1%</b>	<b>9.7%</b>	<b>10.6%</b>	<b>11.6%</b>	<b>12.1%</b>
GVSU	10.7%	10.9%	11.3%	11.9%	12.8%
LSSU*	14.6%	12.2%	14.0%	0.0%	14.6%
MSU	9.9%	10.2%	10.2%	10.3%	10.3%
MTU	18.2%	19.8%	19.6%	20.2%	20.7%
NMU	14.5%	15.2%	14.2%	14.6%	14.6%
OU	14.2%	15.2%	14.8%	15.7%	16.9%
SVSU	12.2%	14.2%	15.2%	15.3%	17.5%
UMA	13.3%	13.8%	14.2%	14.8%	15.8%
UMD	10.5%	11.0%	12.3%	12.2%	13.2%
UMF	6.7%	6.7%	8.6%	9.5%	9.7%
WSU	11.2%	12.7%	13.1%	13.6%	13.0%
WMU	14.3%	14.5%	14.4%	14.5%	15.0%

Source: Office of Budgetary Planning & Analysis

\*LSSU - Data for FY18 not available

\*\*FY17 adjusted based on current HEIDI data.

### Full-Year Equated Students FY 2019

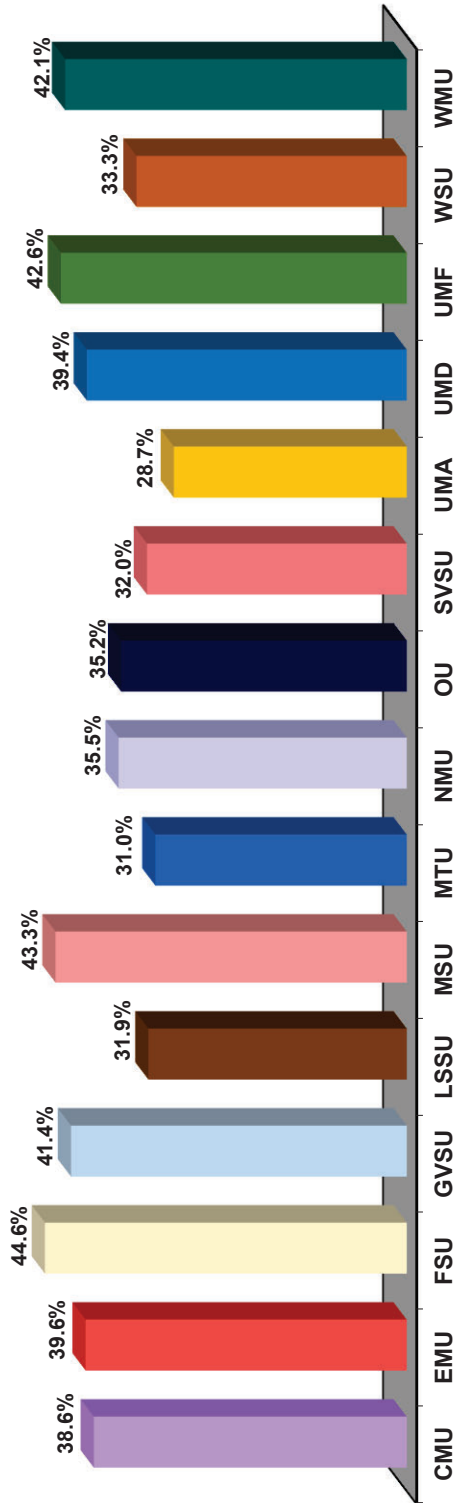


### Five Year Trend

	FY '15	FY '16	FY '17	FY '18	FY '19
CMU	21,278	20,804	20,203	19,546	18,706
EMU	17,493	17,226	16,725	16,113	15,163
<b>FSU</b>	<b>12,134</b>	<b>12,127</b>	<b>11,637</b>	<b>11,251</b>	<b>10,760</b>
GVSU	22,446	22,705	22,871	22,490	22,442
LSSU	2,113	1,976	1,930	1,826	1,749
MSU	46,138	46,248	45,947	46,014	46,261
MTU	6,501	6,728	6,651	6,629	6,654
NMU	7,716	7,383	6,891	6,713	6,768
OU	17,409	17,841	17,864	17,412	17,349
SVSU	8,540	8,321	7,895	7,438	7,422
UMA	43,817	43,693	45,735	46,855	47,661
UMD	6,738	6,782	6,904	7,046	7,164
UMF	6,904	6,696	6,440	6,248	6,088
WSU	22,444	22,344	22,510	22,603	22,847
WMU	20,318	19,907	19,508	19,352	19,056

Source: Office of Budgetary Planning & Analysis  
 \*\*FY17 adjusted based on current HEIDI data.

### Instruction as a Percent of Total General Fund Spending FY 2019

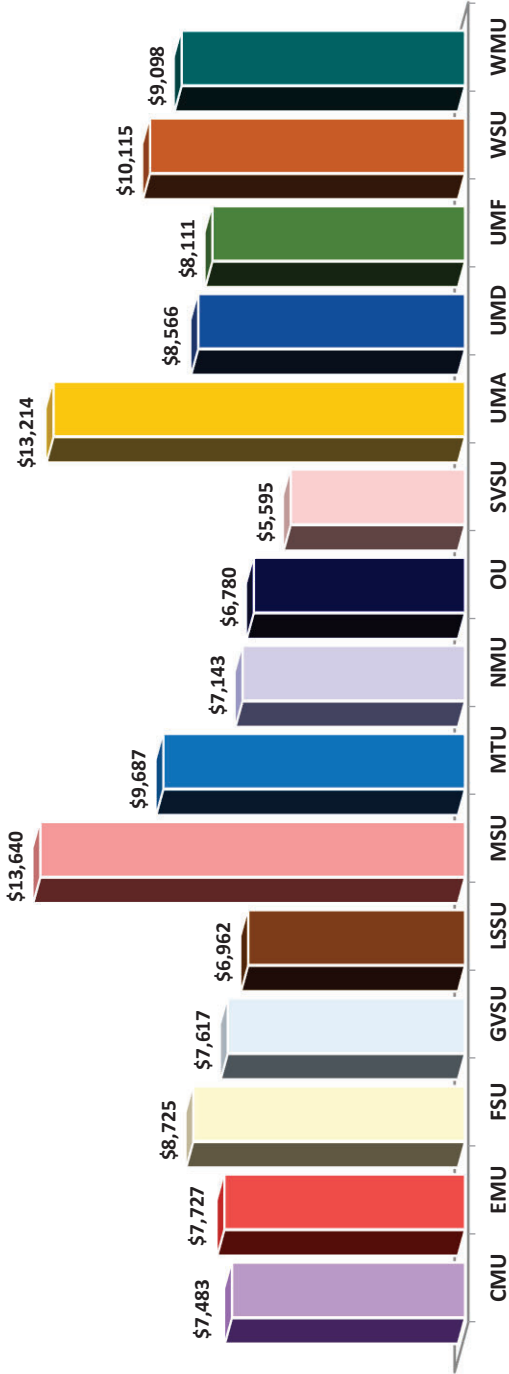


### Five Year Trend

	FY '15	FY '16	FY '17	FY '18	FY '19
CMU	37.9%	39.8%	39.8%	37.8%	38.6%
EMU	42.8%	41.9%	42.8%	42.3%	39.6%
<b>FSU</b>	<b>44.6%</b>	<b>45.0%</b>	<b>45.7%</b>	<b>45.9%</b>	<b>44.6%</b>
GVSU	41.9%	41.7%	41.4%	41.8%	41.4%
LSSU	31.0%	43.8%	35.3%	41.7%	31.9%
MSU	43.3%	43.7%	44.4%	45.0%	43.3%
MTU	33.5%	33.1%	32.3%	31.1%	31.0%
NMU	36.0%	36.5%	35.2%	35.5%	35.5%
OU	37.6%	36.1%	35.3%	35.2%	35.2%
SVSU	34.3%	33.7%	33.2%	33.2%	32.0%
UMA	29.6%	30.1%	28.4%	29.4%	28.7%
UMD	41.2%	39.6%	38.5%	38.9%	39.4%
UMF	42.2%	41.4%	42.6%	44.3%	42.6%
WSU	37.5%	36.0%	33.8%	37.0%	33.3%
WMU	41.6%	42.4%	42.2%	43.0%	42.1%

Source: Office of Budgetary Planning & Analysis

### Instructional Cost (Spending) per Student FY 2019



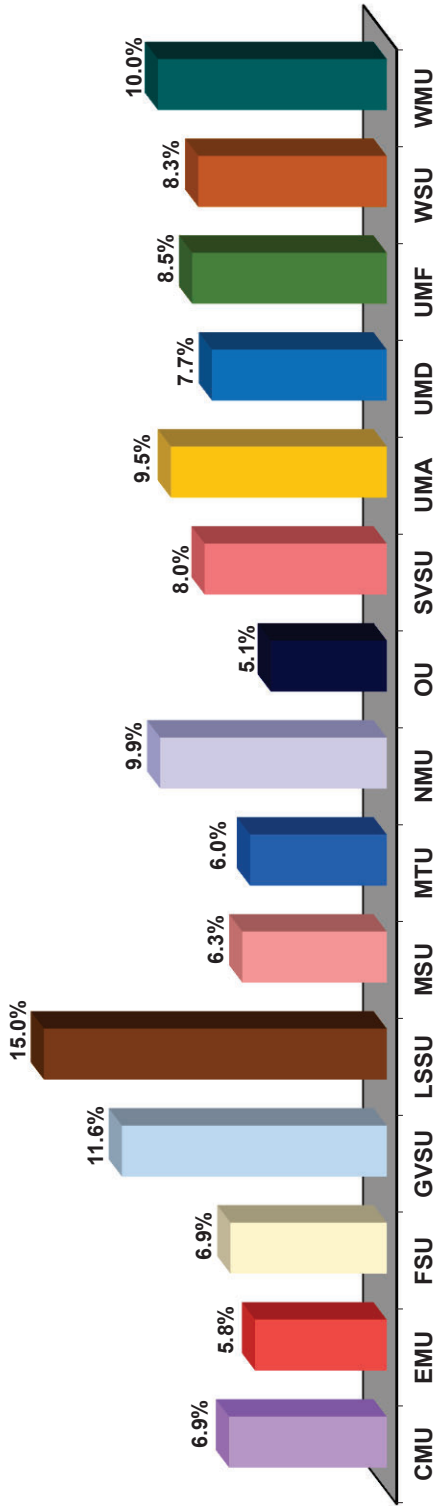
### Five Year Trend

	FY '15	FY '16	FY '17	FY '18	FY '19
CMU	\$6,382	\$6,733	\$7,018	\$7,328	\$7,483
EMU	\$6,982	\$7,163	\$7,241	\$7,529	\$7,727
<b>FSU</b>	<b>\$7,734</b>	<b>\$8,010</b>	<b>\$7,938</b>	<b>\$8,605</b>	<b>\$8,725</b>
GVSU	\$6,635	\$6,826	\$7,087	\$7,384	\$7,617
LSSU	\$5,570	\$6,617	\$6,344	\$6,272	\$6,962
MSU	\$11,559	\$12,141	\$13,062	\$13,943	\$13,640
MTU	\$9,172	\$8,774	\$9,274	\$9,598	\$9,687
NMU	\$5,858	\$6,178	\$6,094	\$6,871	\$7,143
OU	\$5,974	\$6,093	\$6,248	\$6,519	\$6,780
SVSU	\$4,794	\$4,969	\$4,906	\$5,511	\$5,595
UMA	\$11,902	\$12,482	\$13,069	\$12,931	\$13,214
UMD	\$7,897	\$7,857	\$8,114	\$8,238	\$8,566
UMF	\$6,864	\$7,338	\$7,447	\$8,055	\$8,111
WSU	\$9,962	\$9,362	\$9,306	\$9,889	\$10,115
WMU	\$7,666	\$8,220	\$8,517	\$8,926	\$9,098

Source: Office of Budgetary Planning & Analysis



Plant Spending as a Percent of Total General Fund Spending FY 2019

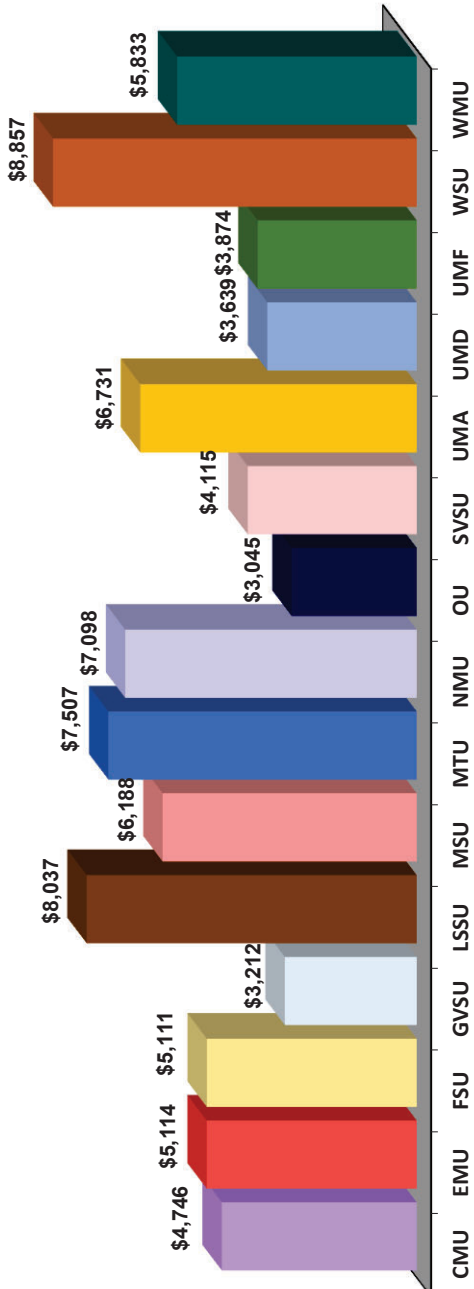


Five Year Trend

	FY '15	FY '16	FY '17	FY '18	FY '19
CMU	6.6%	6.9%	6.9%	6.5%	6.9%
EMU	5.0%	4.7%	4.7%	5.6%	5.8%
<b>FSU</b>	<b>6.8%</b>	<b>6.9%</b>	<b>6.7%</b>	<b>7.2%</b>	<b>6.9%</b>
GVSU	11.1%	12.4%	12.3%	9.9%	11.6%
LSSU	13.9%	17.7%	12.7%	13.4%	15.0%
MSU	7.6%	7.1%	7.2%	6.3%	6.3%
MTU	6.7%	6.6%	7.6%	6.2%	6.0%
NMU	9.7%	9.9%	9.5%	10.3%	9.9%
OU	6.5%	6.2%	5.9%	5.8%	5.1%
SVSU	8.6%	8.3%	8.2%	8.3%	8.0%
UMA	10.9%	10.5%	11.2%	10.0%	9.5%
UMD	9.4%	8.9%	9.4%	7.1%	7.7%
UMF	8.0%	7.6%	7.6%	8.8%	8.5%
WSU	5.3%	8.9%	8.8%	9.1%	8.3%
WMU	9.9%	10.1%	10.2%	10.5%	10.0%

Source: Office of Budgetary Planning & Analysis

### State Appropriations per FYES FY 2019

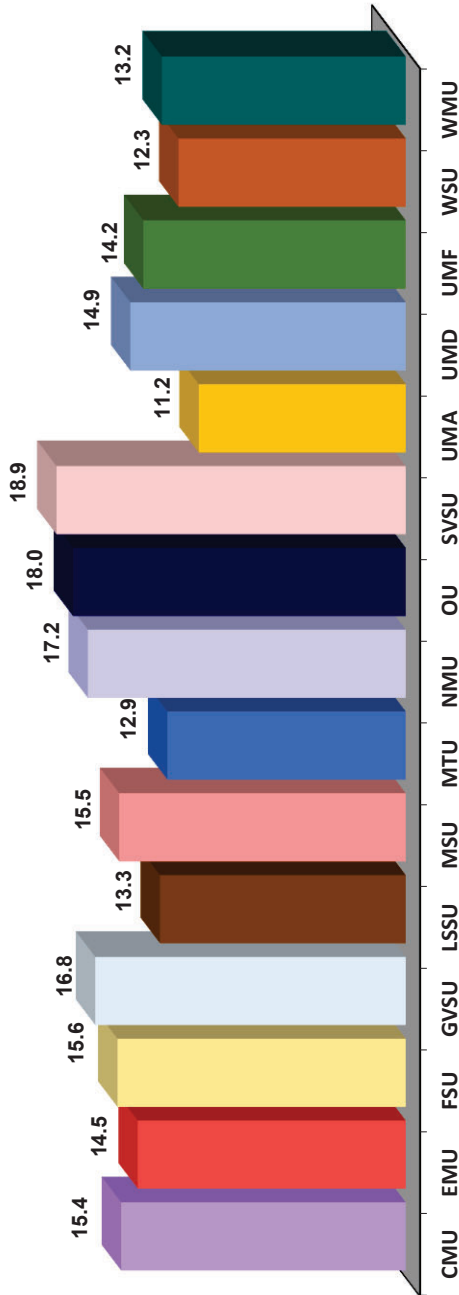


### Five Year Trend

	FY '15	FY '16	FY '17	FY '18	FY '19
CMU	\$3,718	\$3,889	\$4,154	\$4,382	\$4,746
EMU	\$4,103	\$4,228	\$4,400	\$4,707	\$5,114
<b>FSU</b>	<b>\$4,045</b>	<b>\$4,142</b>	<b>\$4,491</b>	<b>\$4,772</b>	<b>\$5,111</b>
GVSU	\$2,813	\$2,864	\$2,983	\$3,118	\$3,212
LSSU	\$6,049	\$6,672	\$7,030	\$7,600	\$8,037
MSU	\$5,731	\$5,796	\$6,004	\$6,112	\$6,188
MTU	\$7,064	\$6,935	\$7,232	\$7,404	\$7,507
NMU	\$5,738	\$6,098	\$6,719	\$7,027	\$7,098
OU	\$2,778	\$2,780	\$2,794	\$2,943	\$3,045
SVSU	\$3,233	\$3,379	\$3,688	\$4,004	\$4,115
UMA	\$6,737	\$6,853	\$6,748	\$6,714	\$6,731
UMD	\$3,516	\$3,538	\$3,593	\$3,608	\$3,639
UMF	\$3,091	\$3,250	\$3,501	\$3,691	\$3,874
WSU	\$8,489	\$8,564	\$8,710	\$8,812	\$8,857
WMU	\$5,057	\$5,232	\$5,508	\$5,652	\$5,833

Source: Office of Budgetary Planning & Analysis

### Student-to-Faculty Ratio FY 2019



### Five Year Trend

	FY '15	FY '16	FY '17	FY '18	FY '19
CMU	15.3	14.3	14.8	15.3	15.4
EMU	14.1	14.6	15.0	15.0	14.5
<b>FSU</b>	<b>15.7</b>	<b>15.6</b>	<b>15.4</b>	<b>15.5</b>	<b>15.6</b>
GVSU	17.5	17.6	17.7	17.0	16.8
LSSU	12.2	12.6	12.8	12.9	13.3
MSU	16.5	16.1	15.6	15.5	15.5
MTU	12.0	12.9	12.8	12.7	12.9
NMU	17.7	18.0	17.6	17.1	17.2
OU	18.7	18.5	18.4	18.1	18.0
SVSU	20.0	19.1	18.7	16.3	18.9
UMA	11.2	11.0	11.2	11.1	11.2
UMD	14.5	14.7	14.9	14.6	14.9
UMF	15.2	14.5	14.4	14.0	14.2
WSU	11.8	12.3	11.9	12.0	12.3
WMU	14.3	13.8	13.5	13.5	13.2

Source: Office of Budgetary Planning & Analysis  
 Ratio is now based on Students to All Faculty (previously used instructional faculty only)

## Ferris State University Non-Discrimination Statement

Ferris State University does not discriminate on the basis of race, color, religion or creed, national origin, sex, sexual orientation, gender identity, age, marital status, veteran or military status, height, weight, protected disability, genetic information, or any other characteristic protected by applicable State or federal laws or regulations in education, employment, housing, public services, or other University operations, including, but not limited to, admissions, programs, activities, hiring, promotion, discharge, compensation, fringe benefits, job training, classification, referral, or retention. Retaliation against any person making a charge, filing a legitimate complaint, testifying, or participating in any discrimination investigation or proceeding is prohibited.

Students with disabilities requiring assistance or accommodation may contact Educational Counseling & Disabilities Services at (231) 591-3057 in Big Rapids, or the Director of Counseling, Disability & Tutoring Services for Kendall College of Art and Design at (616) 451-2787 ext. 1136 in Grand Rapids. Employees and other members of the University community with disabilities requiring assistance or accommodation may contact the Human Resources Department, 420 Oak St., Big Rapids, MI 49307 or call (231) 591-2150.

Inquiries and complaints of disability discrimination may be addressed to the 504 Coordinator/Educational Counselor, 820 Campus Dr., Arts and Sciences Commons 1017, Big Rapids, MI 49307 or by telephone at (231) 591-3057. Other inquiries or complaints of discrimination may be addressed to the Director of Equal Opportunity, 120 East Cedar St., Big Rapids, MI 49307 or by telephone at (231) 591-2152; or Title IX Coordinator, 805 Campus Dr., Big Rapids, MI 49307, or by telephone at (231) 591-2088. On the KCAD Grand Rapids campus, contact the Title IX Deputy Coordinator, 17 Fountain St., Grand Rapids, MI, (616) 451-2787 ext. 1113.

### **Reference:**

Ferris State University Board Policy Part 7. Equal Opportunity and Non-Discrimination Policy, Subpart 7-3