

FERRIS STATE UNIVERSITY

FERRIS FORWARD

Preliminary Fiscal 2021-22 General Fund Operating Budget Recommendation

Approved by the Board of Trustees June 16, 2021



Prepared by:
Office of Budgetary Planning & Analysis
Phone: (231) 591-3823 | Email: budgetoffice@ferris.edu

Ferris State University
Preliminary Fiscal 2021-22 General Fund
Operating Budget Recommendation

June 2021

TABLE OF CONTENTS

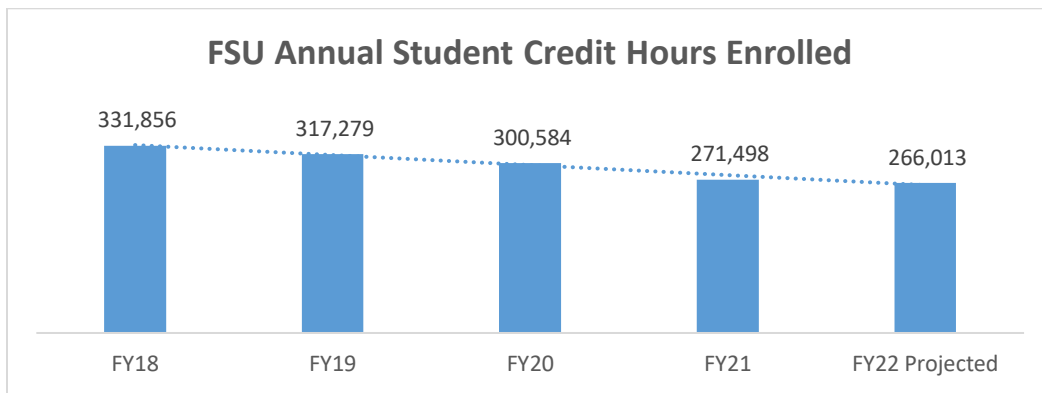
Enrollment.....	1
State Funding	1-2
Tuition Rates FY 2021-22	3-4
Revenues/Expenses	5-7
Preliminary FY 2021-22 General Fund Operating Budget.....	8
Appendices	
Routine Contracts FY 2021-22.....	10
Student Services/Supply Fees List 2021-22.....	11-12

Ferris State University
Fiscal 2021-22 General Fund Operating Budget
Preliminary Recommendation
June 2021

The University general fund operating budget is submitted for approval by the Board of Trustees in two stages. A preliminary budget is recommended in the spring to establish tuition rates and base operating support levels for the new fiscal year which begins on July 1. In the fall, when enrollment and State funding decisions are known, a final budget is presented.

Fall 2021 Enrollment

The major driver to the general fund budget is student enrollment. Enrollment Services office projections for next fall reflect an estimated 1% reduction in the number of students at Big Rapids/regional sites, and Kendall is projected to decline 9%. Total estimated annual student credit hour enrollment is 266,013.



Projected Summer 2021 Enrollments

Summer enrollment is projected at 8% below last year’s level. This reduction is included as part of the preliminary budget recommendation.

State Funding

At this time there is uncertainty regarding state funding for Michigan universities. The executive budget recommendation for higher education included a 0% base increase and a 2% one-time increase. Legislative budgets have been moved out of the appropriations subcommittees but have not been considered by the appropriations committee. There is wide disparity in these preliminary legislative recommendations. The Senate recommendation is a 0% base increase for higher education, but does include a one-time increase of 2% plus an additional \$57K for Indian Tuition Waiver. The House proposal includes an allocation of funding based on each university’s rolling 3-year average number of FYES, which would result in a 10% increase for FSU. The House

proposal is a significant change from previous funding approaches; it would decrease funding for some institutions as much as 10% and increase for others as much as 12%.

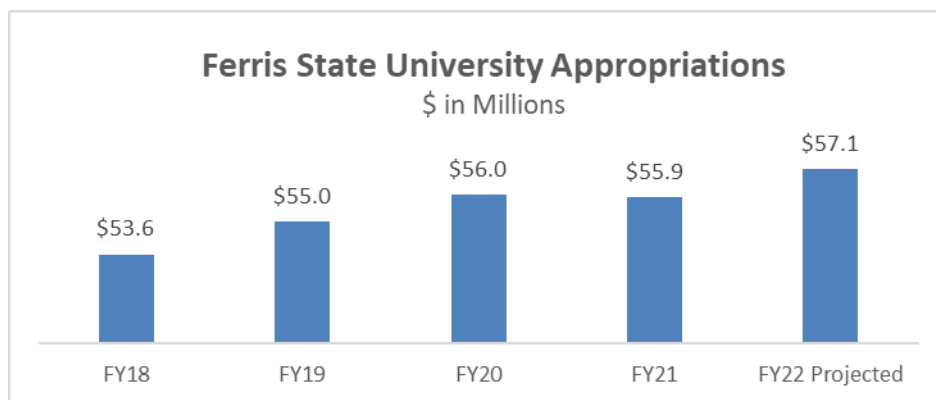
The following chart reflects legislative recommendations to date:

Component	Executive	Senate	House
Operations	0% Base and 2% One-Time	2% Base and 2% One-Time	10% Base
Tuition Restraint	4.2% / \$590	4.2% / \$590	no requirement

To qualify for federal stimulus funds which have already been distributed to public schools, the State must meet a Maintenance of Effort (MOE) for higher education, which would result in another \$2.5M for FSU for the FY21 budget. To this point the legislature has not approved this action. There is the possibility of a waiver on the MOE, which the state received last year, but that seems unlikely. While the Department of Education has not yet released its instructions for American Rescue Plan Funds, it seems likely that the MOE will continue at least through the 2023 budget. MOE will be a safeguard against state funding reductions to higher education over this period.

This preliminary budget assumes a 2% funding increase, based on the Executive recommendation.

Current 2021 State Appropriation	\$55,934,300
Projected 2022 State Appropriation	<u>\$57,052,986</u>
Increase	<u>\$ 1,118,686</u>



The projected \$57 million State appropriation supports 28.3% of the recommended preliminary revenue budget.

It is expected that this year’s appropriation cycle may take longer to complete. Any additional budget adjustments required because of State funding decisions will be reflected in the final budget recommendation in the fall.

Tuition and Fees

The proposed 2021-22 tuition rates stay within the current predicted State tuition restraint limit of 4.2%, while addressing fixed cost increases of \$2.9 million (\$3.8 million for compensation and \$1.0 million for scholarships, which are offset by a \$1.9M reduction in Operating Support).

The University is recommending an average 3.16% undergraduate tuition increase (2.71% lower division; 3.62% upper division). The greater increase for upper division student rates reflects the higher costs of upper division instruction. Graduate tuition rates are recommended to increase at 4.1%. The impact to undergraduate Net Cost of Attendance is 1.8%.

There is one special adjustment reflected in the proposed FY22 tuition rates. Kendall studio instruction is costlier to provide due to specialized equipment, space requirements, and small class sizes. This tuition has increased at a higher rate over the past several years. As a result, a smaller increase, 2.0%, is recommended for FY22.

There are two requested tuition waivers. First, where there are 25 or more international students attending the university through a contractual agreement, these students would be billed at the normal undergraduate tuition rate. International contracts qualifying for this tuition rate will be reviewed annually. Second, where a Memorandum of Understanding has been signed with a Michigan community college, students who are attending the community college through the Future for Frontliners or the Michigan Reconnect programs, upon admission to the University would be permitted to take up to 12 credits of Ferris classes at the in-district community college rate.

The following schedule details recommended 2021-22 tuition rates.

	Current		Approved		Change				
	FY 2021		FY 2022		Amount		Percent		
	Lower	Upper	Lower	Upper	Lower	Upper	Lower	Upper	Average
Undergraduate									
Resident & Non-Resident	\$443	\$470	\$455	\$487	\$12	\$17	2.71%	3.62%	3.16%
International	\$715	\$756	\$734	\$783	\$19	\$27	2.66%	3.57%	3.11%
Graduate									
Resident & Non-Resident	n/a	\$659	n/a	\$686	n/a	\$27	n/a	4.10%	n/a
International	n/a	\$989	n/a	\$1,030	n/a	\$41	n/a	4.15%	n/a
Doctoral									
	n/a	\$746	n/a	\$776	n/a	\$30	n/a	4.02%	n/a
First Professional									
Optometry	n/a	\$840	n/a	\$874	n/a	\$34	n/a	4.05%	n/a
Pharmacy	n/a	\$867	n/a	\$902	n/a	\$35	n/a	4.04%	n/a
Kendall Studio									
Resident & Non-Resident	n/a	\$1,021	n/a	\$1,042	n/a	\$21	n/a	2.06%	n/a
International	n/a	\$1,628	n/a	\$1,661	n/a	\$33	n/a	2.03%	n/a
Kendall Non-Studio									
Resident & Non-Resident	\$443	\$470	\$455	\$487	\$12	\$17	2.71%	3.62%	3.16%
International	\$715	\$756	\$734	\$783	\$19	\$27	2.66%	3.57%	3.11%
Kendall Graduate									
MFA/MArch/New	n/a	\$1,122	n/a	\$1,168	n/a	\$46	n/a	4.10%	n/a
MBA	n/a	\$659	n/a	\$686	n/a	\$27	n/a	4.10%	n/a
Dual Enrollment	\$282	n/a	\$290	n/a	\$8	n/a	2.84%	n/a	n/a
Dual Kendall Studio	\$298	n/a	\$307	n/a	\$9	n/a	3.02%	n/a	n/a
Concurrent	\$141	n/a	\$145	n/a	\$4	n/a	2.84%	n/a	n/a

Tuition and Fee Revenue

The recommended tuition rates applied to the estimated enrollment level will yield tuition and fee revenue of \$141.9 million, up \$1.4 million from the FY21 revenue level.

Tuition and Fee Revenue (in Millions)	FY21 Approved	FY22 Preliminary	Change
Ferris	\$127.3	\$129.2	\$1.9
Kendall	\$13.2	\$12.7	(\$0.5)
Total Tuition and Fees	\$140.5	\$141.9	\$1.4

Other Revenues

Other revenues for FY22 increase from FY21 within this recommendation due to reinstatement of the On-Line Student Fee and a projected increase in Parking Fees and Fines.

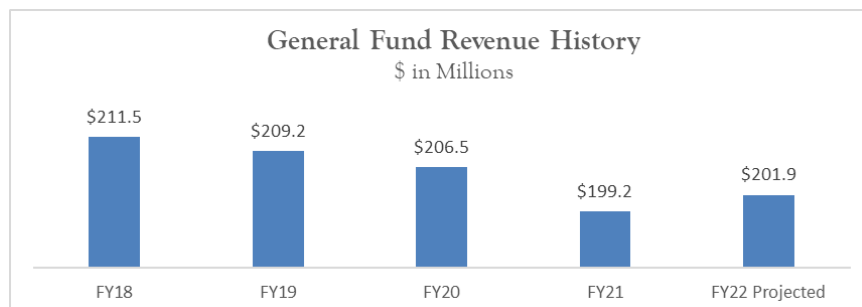
Other Revenue (in Millions)	FY21 Approved	FY22 Preliminary	Change
Investment Income	\$1.2	\$1.2	\$0.0
Departmental Income	\$1.2	\$1.8	\$0.7
Total Other Revenue	\$2.4	\$3.0	\$0.7

FY 2021-22 Revenue Summary

The preliminary budget recommendation reflects an overall revenue increase of \$2.7M.

Revenue Summary (in Millions)	FY21 Approved	FY22 Preliminary	Change
State Appropriation	\$55.9	\$57.1	\$1.1
Tuition and Fees	\$140.9	\$141.9	\$1.0
Other Revenues	\$2.4	\$3.0	\$0.7
Total Revenue	\$199.2	\$201.9	\$2.7

The FY22 revenue is 1.4% greater than last year.



Compensation Expense

The recommended preliminary budget supports inflationary and contractually mandated compensation increases. Salary expense is projected to increase \$2.0M, and increases in fringe benefit costs will require an additional \$1.4 million. Overall compensation is projected to increase \$3.4M (2.5%) for next year.

Compensation (in Millions)	FY21 Approved	FY22 Preliminary	Change
Salary	\$94.4	\$96.4	\$2.0
Benefits	\$41.2	\$42.6	\$1.4
Total Compensation	\$135.6	\$139.0	\$3.4

Operating Expenses

Operating expenses are projected to decrease by \$1.7M or 4.5%.

Operating Expenses (in Millions)	FY21 Approved	FY22 Preliminary	Change
Supply and Expense	\$27.1	\$25.4	(\$1.7)
Utilities	\$4.4	\$4.3	(\$0.2)
Debt Service	\$6.3	\$6.5	\$0.2
Equipment	\$0.3	\$0.3	\$0.0
Total Operating	\$38.2	\$36.5	(\$1.7)

Student Assistance

The preliminary budget supports \$26.5 million of scholarships funded through a combination of base and one-time support. An increase in total student assistance funding is included with base support in the FY22 budget. Student assistance continues to include \$1.2M in interest income from the Ferris Futures endowment.

Scholarships (in Millions)	FY21 Approved	FY22 Preliminary	Change
Total Funding	\$26.7	\$27.7	\$1.1
1-Time Funding	(\$1.2)	(\$1.2)	(\$0.0)
Total Base Funding	\$25.4	\$26.5	\$1.1

FY 22 General Fund Expense Summary

The preliminary FY22 general fund operating budget supports \$201.9 million of expenses – a 1.4% increase from FY21.

General Fund Expenses (in Millions)	FY21 Approved	FY22 Preliminary	Change
Compensation	\$135.6	\$139.0	\$3.4
Operating Support	\$38.2	\$36.5	(\$1.7)
Scholarship Base Funding	\$25.4	\$26.5	\$1.1
Total Operating	\$199.2	\$201.9	\$2.7

The following schedule details the recommended budget.

**FY 2021-2022 General Fund Operating Budget Recommendation
Total Ferris and Kendall**

	FY21 Approved	FY22 Preliminary	Change from FY21 Approved	
			Amount	Percent
Revenue				
State Appropriation	\$55,934,300	\$57,052,986	\$1,118,686	2.0%
Tuition	\$140,531,555	\$141,528,973	\$997,418	0.7%
Student Fees	\$364,256	\$323,258	-\$40,998	-11.3%
Investment Income	\$1,200,000	\$1,200,000	\$0	0.0%
Departmental Activities	\$1,162,623	\$1,828,573	\$665,950	57.3%
Total Revenue	\$199,192,734	\$201,933,790	\$2,741,056	1.4%
Expenses				
Compensation				
Salaries	\$94,382,608	\$96,360,516	\$1,977,907	2.1%
Benefits	\$41,200,539	\$42,616,332	\$1,415,793	3.4%
Total Compensation	\$135,583,147	\$138,976,848	\$3,393,700	2.5%
Operating Support				
Supply and Expense	\$27,106,133	\$25,382,278	-\$1,723,854	-6.4%
Utilities	\$4,441,777	\$4,275,308	-\$166,469	-3.7%
Debt Service	\$6,339,819	\$6,525,000	\$185,181	2.9%
Equipment	\$285,324	\$285,324	\$0	0.0%
Total Operating Support	\$38,173,053	\$36,467,911	-\$1,705,142	-4.5%
Student Assistance				
Total Funding	\$26,652,985	\$27,729,485	\$1,076,500	4.0%
One-Time Funding	-\$1,216,451	-\$1,240,453	-\$24,002	2.0%
Base Funding	\$25,436,534	\$26,489,032	\$1,052,498	4.1%
Budget Reduction	\$0	\$0	\$0	0.0%
Total Expenses	\$199,192,734	\$201,933,790	\$2,741,056	1.4%
Net of Revenue/Expense	\$0	\$0	\$0	

Appendices

Routine Contracts 2021-22

Student Fees

Routine Annual Contracts Greater than \$50,000

Friday, May 7, 2021

The General Fund operating budget supports a number of routine annual contract renewals. No additional Board action is required for these items.

Vendor	Original Board Approval	Description	FY 2020 Approved	FY 2020 Actual	FY 2021 Approved	FY 2022 Requested
160over90	02-22-19	Marketing Representative-BR & EIO	\$349,600	\$406,458	\$349,600	\$349,600
Andrews Hopper Pavlik PLC	12-18-20	External Auditors	\$75,000	\$56,800	\$80,000	\$80,000
Digital Measures by Watermark*	05-08-20	Collect/Record Faculty Activity for Accred., Grants, Review, Promo. & Tenure	\$53,283	\$53,283	\$55,947	\$58,745
DK Security	05-04-18	Security Services - Kendall	\$232,200	\$190,655	\$232,173	\$175,000
Elevator Services, Inc.	05-10-19	Elevator Testing/Repairs (split w/KCAD)	\$110,000	\$93,146	\$110,000	\$110,000
Ellwood Associates	10-11-02	Investment Advisors	\$105,000	\$78,750	\$107,100	\$107,100
Hope Network West Michigan	10-10-14	Worksite Agreement - Dining	\$150,000	\$113,000	\$175,000	\$175,000
Manny Lentine, Inc	10-11-02	External Lobbyist	\$50,000	\$50,000	\$50,000	\$55,000
Merit Membership*	No Data	Fiber-Optic Infrastructure	\$0	\$0	\$0	\$147,040
Microsoft	No Data	Microsoft Premium Support Services	\$55,000	\$57,990	\$60,500	\$60,500
Mika, Meyer, Beckett and Jones	10-11-02	Board of Trustees Legal Counsel	\$52,700	\$48,529	\$52,700	\$52,700
Nat'l Charter School Institute	10-04-13	Software Hosting Services	\$53,000	\$53,000	\$53,000	\$53,000
Northwest Evaluation Assoc	09-14-07	Assessment Services - Charter Academies	\$115,000	\$76,963	\$90,000	\$115,000
Outsourcing Solutions	12-12-14	Student Loan Collections Services	\$170,000	\$116,458	\$170,000	\$170,000
Peak Positions	02-19-21	Web Search Optimization	\$60,000	\$60,000	\$87,000	\$87,000
Rehmann Group	12-18-20	Internal Auditors	\$48,000	\$33,076	\$55,000	\$55,000
RoofTech Consulting**	11-02-12	Roof Preventative Maintenance	\$100,000	\$71,325	\$100,000	\$100,000
Ruffalo Noel Levitz*	02-19-21	Financial Aid Leveraging	\$68,500	\$68,500	\$71,000	\$75,000
SAP Concur*	No Data	Management	\$0	\$0	\$0	\$95,300
Several Vendors	07-11-12	Advance Pharmacy Practice Experiences	\$514,000	\$359,260	\$456,500	\$398,300
Several Vendors	10-11-02	Library Acquisitions	\$1,212,750	\$1,000,349	\$1,000,349	\$1,000,349
Several Vendors	11-05-10	Sign Language Interpreter	\$260,000	\$154,196	\$255,000	\$200,000
TargetX/Sales Force	07-14-06	Electronic Recruitment & Marketing	\$120,000	\$124,380	\$125,000	\$127,000
Trane West Michigan	10-06-17	Chiller Preventative Maintenance	\$50,000	\$52,127	\$65,000	\$70,000
Tyco Fire & Security Mgmt.**	07-14-10	Fire Life Safety Inspection & Testing	\$100,000	\$97,464	\$100,000	\$100,000
Various – Per Bids	No Data	Microsoft Licensing	\$123,000	\$100,247	\$135,300	\$135,300
TOTAL:			\$4,227,033	\$3,515,956	\$4,009,169	\$4,124,934

Approvals may be based on estimates and include spending authorization up to an additional five percent (or \$10,000) on individual items.

* New to list:

Digital Measures by Watermark, Res. 4f1.

Merit Membership, Fiber-Optic Infrastructure (10+ yrs. in use but was never on list).

Ruffalo Noel Levitz, Financial Aid Leveraging (is set to expire but RFP sent out so will likely continue).

SAP Concur, Corporate Card Travel & Expense Mgmt. (10+ yrs. in use but was never on list).

** Funding split between general and non-general fund

Student Services/Supply Fees 2021-2022

The list contains fees strictly for students as the primary customer.

2021-2022 Additions and/or Increases

DESCRIPTION	FEE TYPE	AMOUNT	FREQUENCY	COLLEGE / DEPARTMENT	REFUND-ABLE	ORG NAME	EFF. DATE
* 2% Late Payment Fee-FSU & KCAD (Stu Finc Serv-25%)	Service	variable	as needed	Student Financial Serv	no	Student Financial Services	7/2/02
* 2% Late Payment Fee-FSU & KCAD (Tuition-75%)	Service	variable	as needed	Student Financial Serv	no	General Fund Revenue	7/1/02
**Payment Plan Fee (Stu Finc Serv-50%)	Service	\$30	per semester	Student Financial Serv	no	Student Financial Services	7/8/08
**Payment Plan Fee (Tuition-50%)	Service	\$30	per semester	Student Financial Serv	no	General Fund Revenue	7/8/08
3D Studio Course Fee (Sculpture & Functional Art)	Educational	\$74	per class	Kendall College	no	3D Studio Fee	7/14/14
ACCUPLACER Fee	Educational	vendor amt	as needed	Testing	no	Accuplacer	4/16/16
ACLS Advanced Cardiac Life Support (certification)	Educational	vendor amt	per class	Pharmacy	no	Pharmacy Dean's Office	5/18/18
ACT	Educational	vendor amt	once	Testing	no	ACT Testing Account	7/1/01
Advance Enrollment Deposit	Service	\$500	once	Optometry	no	On Campus Tuition	4/6/16
APL - Prior Learning Assessment	Educational	\$250	as needed	R&SS	no	R&SS	7/1/00
App Processing Fee-Crim Background Check	Service	\$25	as needed	Admissions	no	Admissions	6/7/07
Application Fee (Int'l Stu App Fee)	Educational	\$30	once	Kendall College	no	Kendall Revenue	4/16/16
Bad Check Fee on Tuition	Service	\$25	as needed	Student Financial Serv	no	Student Financial Services	7/1/02
Bulldog I.D. Card (replacement cost)	Service	\$25	as needed	Telecommunications	no	Bulldog Debit Card	5/4/18
Choices (formerly Harm Reduction Program)	Educational	\$200	as needed	Office of Student Conduct	no	Office of Student Conduct	8/1/01
CLEP	Educational	\$25	as needed	Testing	no	CLEP Testing	7/1/04
Contract Guarantee Deposit	Service	\$200	as needed	Residential Life	yes	Housing & Res Life	7/1/98
Convenience Fee (Student Financial Serv)	Service	variable	as needed	Third Party Collection	no	N/A	7/10/10
CREW: Alcohol Check-in	Educational	\$100	as needed	Office of Student Conduct	no	Office of Student Conduct	8/1/01
CREW: Marijuana Check-in	Educational	\$100	as needed	Office of Student Conduct	no	Office of Student Conduct	8/1/99
Digital Resource Fee	Educational	\$108	per class	Kendall College	no	Digital Resource Fee	5/4/18
Enrollment Deposit	Service	\$150	once	Kendall College	no	New Admit Enroll Dep	Dec-08
Fashion Studies Studio Fee	Educational	\$175	per class	Kendall College	no	Fashion Studies Studio Fee	7/14/14
Fee-Student Life	Service	\$20	per semester	Kendall College	no	Student Life	7/1/13
Fines - List on File at Library	Service	variable	as needed	Library	no	Library Revolving	8/1/96
Fire Up Student Teacher Conference Fee	Educational	variable	as needed	Kendall College	no	KCAD Art Education	5/18/18
Golf Course Fee/PGA Golf Mgt Students (no fee while on internship)	Educational	\$110	per semester	PGA Golf Mgt	no	Golf Course	5/1/18
Health Center Fee	Service	\$53	per semester	Birkam Health Center	yes	Health Center	6/20/20
Health Insurance - Int'l Students - Fall/Sp	Service	vendor amt	per semester	International Education	no	International Student	7/1/13
Health Insurance - Int'l Students - Summer	Service	vendor amt	per semester	International Education	no	International Student	7/1/13
Housing Forfeiture Fee	Service	\$200	as needed	Residential Life	no	Housing & Res Life	5/1/96
Informational & Experiential Support Fee	Educational	\$62	per semester	Pharmacy	no	Pharmacy Dean's Office	6/20/20
Int'l Student Application Fee	Educational	\$30	once	International Education	no	OIE Recruiting	4/16/16
Kaplan Exam	Educational	vendor amt	per semester	Health Professions	no	Nursing-BSN	7/12/12
Late Registration Fee	Service	\$100	as needed	Student Financial Serv	no	General Fund Revenue	5/1/95
List on File at Rec Ctr	Recreational	variable	as needed	University Recreation	no	Intramural Development	no data
Locker Fee (\$15 deposit, returned unless damaged) \$30 annual fee	Service	\$45	per year	Kendall College	no	Kendall Revenue	7/1/01
Metals/Jewelry Course Fee	Educational	\$76	per class	Kendall College	no	Metals/Jewelry Course	7/14/14
Model Fee	Educational	\$67	per class	Kendall College	no	Model Fee	7/14/14
MTM Elective, Medication Mgt Therapy (certification)	Educational	vendor amt	per class	Pharmacy	no	Pharmacy Dean's Office	5/18/18
NACDS Innovations in Pharmacy (certification)	Educational	vendor amt	per class	Pharmacy	no	Pharmacy Dean's Office	5/18/18
New Int'l Student Orientation	Service	\$85	once	International Education	yes	Office of Int'l Education	5/1/00
Nicotine 101 Class	Educational	\$80	as needed	Office of Student Conduct	no	Office of Student Conduct	4/17/17
Nursing Methods 1-5, Shadow Health, Lippincott vSim, DocuCare	Educational	vendor amt	per class	Nursing	no	Nursing-BSN	5/10/19
On-line Learning Fee (Main Campus & KCAD)	Service	\$12	per credit hour	Student Financial Serv	no	Tuition (Main and KCAD)	7/18/18
Orientation Fee	Educational	\$55	once	Kendall College	no	Kendall Revenue	7/15/15

Student Services/Supply Fees 2021-2022

The list contains fees strictly for students as the primary customer.

2021-2022 Additions and/or Increases

DESCRIPTION	FEE TYPE	AMOUNT	FREQUENCY	COLLEGE / DEPARTMENT	REFUND-ABLE	ORG NAME	EFF. DATE
Orientation Fee (Ferris)	Service	\$80	once	Student Financial Serv	no	Orientation	7/10/10
Parking Permit Fee (Fall, Spring)	Service	\$90	per year	Public Safety	no	Public Safety	5/10/19
Parking Permit Fee (Fall, Spring, Summer)	Service	\$130	per year	Public Safety	no	Public Safety	5/10/19
PGA 3.0 Mandatory Associated Fees	Educational	vendor amt	per semester	PGA Golf Mgt	no	PGA Golf Mgt Training	8/13/18
PGA Playing Ability Test	Educational	\$200	per semester	PGA Golf Mgt	no	PGA Golf Mgt Training	8/13/13
PGA Student Affiliate Fee/PGA Golf Mgt Students	Educational	\$50	academic year	PGA Golf Mgt	no	PGA Golf Mgt Training	7/11/11
Photography Course Fee	Educational	\$43	per class	Kendall College	no	Photography Course Fee	4/16/16
Preliminary Breath Test	Service	\$5	as needed	Public Safety	no	Public Safety	7/9/09
Preliminary Breath Test with Tube Provided	Service	\$10	as needed	Public Safety	no	Public Safety	7/9/09
Print Management Fee	Educational	\$108	per class	Kendall College	no	Kendall Revenue	7/14/14
Printmaking Course Fee	Educational	\$130	per class	Kendall College	no	Printmaking Course Fee	7/14/14
Proficiency Exams	Educational	\$25	per credit hour	Per College	no	Classroom Prof Exam	no data
Racquet Facility Fee	Recreational	\$16	per semester	Racquet & Fitness Club	yes	Racquet Club	5/10/19
Replacement of Lost Items	Recreational	variable	as needed	Athletics	no	General Athletics	no data
Resp. Care Credentialing Exam Review Fee	Educational	vendor amt	as needed	Health Professions	no	Respiratory Care	1/1/09
Student Activity Fee	Educational	\$20	per semester	Student Affairs	yes	Student Activity Fee	7/1/00
Student Government Fee	Educational	\$1	per semester	Student Affairs	yes	Associated Student Gov't	7/3/03
Student Taxpayer Identification Number Fee	Service	\$100	as needed	Student Financial Serv	no	Taxpayer ID Number Fee	7/14/14
Studio Card (24 hr. access)	Service	\$10	once	Kendall College	no	Studio Space Rental	7/1/01
Studio Deposit	Service	\$103	once	Kendall College	no	Studio Space Rental	7/14/14
Studio Space Rental (undergraduates)	Service	\$355	per semester	Kendall College	no	Studio Space Rental	7/14/14
Study Abroad Program-semester long	Service	\$135	as needed	International Education	no	Study Abroad Development	6/8/07
Study Away Fee	Educational	variable	per class	Kendall College	no	KCAD Study Abroad	5/2/02
Technology Fee	Educational	\$200	per semester	Kendall College	no	Fee Technology	4/21/21
TOEFL	Educational	\$20	as needed	International Education	no	Intensive English Program	5/1/00
Transcript - Official	Service	\$5	per copy	Kendall College	no	Kendall Revenue	7/1/09
Transcript - Official	Educational	\$5	per copy	Registrar	no	Registrar Transcript	3/22/99
Unreturned/Damaged Equip-list on file ECDS	Service	variable	as needed	R&SS/ECDS	no	Edu Counsel/Disabilities Ser	5/19/19
Unreturned/Damaged IT Equip-list on file KCAD	Service	variable	as needed	Kendall College	no	KCAD Info Tech Academic	4/15/16
Wave Card (The Rapid bus pass) new or replacement	Service	vendor amt	as needed	Kendall College	no	Kendall General Fund	6/20/20
YMCA Membership Fee	Recreational	\$160/\$360	as needed	Kendall College	no	YMCA Membership	7/14/14

* 2% Late Payment Fee (Student Financial Services) will split between Tuition Account (75%) and Student Financial Services Account (25%)

**\$30 Payment Plan Fee will split between Tuition Account (50%) and Student Financial Services (50%)