

CONTRACT PERFORMANCE REPORT

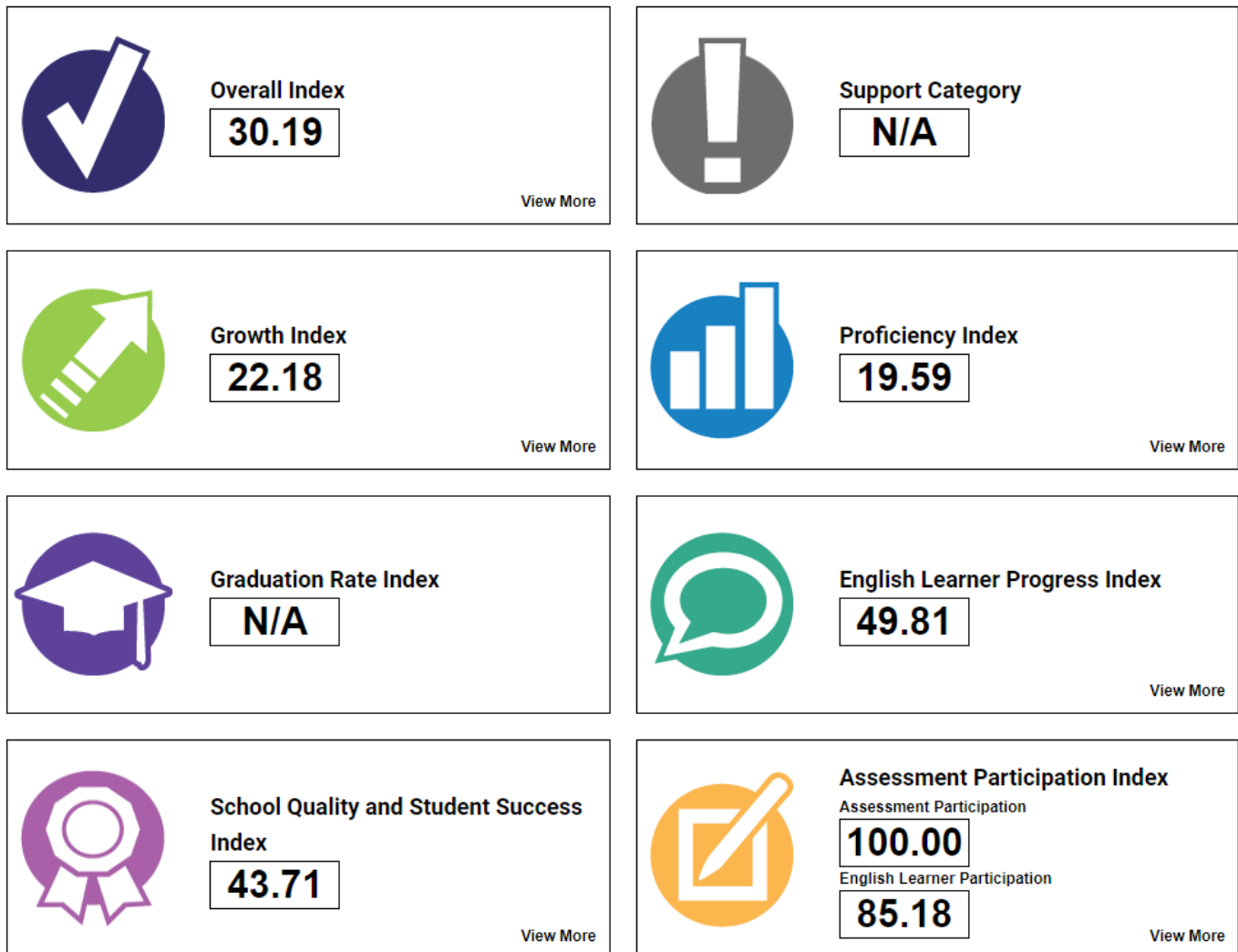
2017-2018

MICHIGAN SCHOOL INDEX

In 2016-2017 Michigan introduced the Michigan School Index System as a new accountability system under the Every Student Succeeds Act (ESSA) of 2015. Schools receive an overall index value ranging from 0-100, based on six key areas: student assessment data, graduation rates, attendance rates, completing advanced coursework, postsecondary enrollment, and staffing ratios.

Below are the Academy's actual index scores for 2017-2018, along with the overall school index:

Voyageur Academy



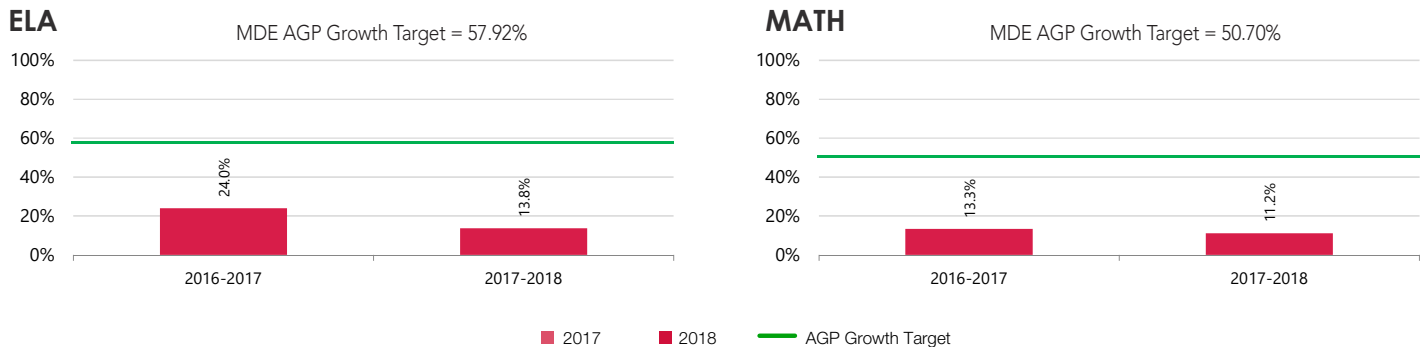
For more information on Michigan's school accountability system and the School Index System, please visit https://www.michigan.gov/mde/0,4615,7-140-81376_59490---,00.html

Voyageur Academy

2017-2018 Contract Performance Report UPDATE

MDE School Growth Index 2018

Percent of all students in grades 4-8 & 11 who met their Adequate Growth Percentile (AGP)



The Academy's School Growth Index in ELA and math has been updated for 2018 (above). Please refer to these scores, in addition to the other assessment data presented in the 2017-2018 Contract Performance Report for a holistic view of the Academy's performance.

MDE Index Value 2018

Overall Index of all Ferris charter schools

| School | Value |
|--|--------------|
| Huron Academy - Elementary | 93.34 |
| Muskegon Montessori Academy for Environmental Change | 80.95 |
| Creative Technologies Academy | 69.20 |
| Hope of Detroit Academy - Elementary | 68.58 |
| New Bedford Academy | 67.53 |
| Bridge Academy | 67.08 |
| Huron Academy - Elementary/Middle School | 65.96 |
| Michigan Connections Academy | 64.18 |
| Marshall Academy | 62.64 |
| Bridge Academy West | 58.20 |
| Northridge Academy | 57.48 |
| Voyageur College Prep | 43.96 |
| Hope of Detroit Academy - Middle/High | 42.30 |
| Battle Creek Montessori Academy | 42.25 |
| Benton Harbor Charter School Academy | 38.16 |
| Hope Academy of West Michigan | 34.08 |
| Conner Creek Academy East - Elementary | 32.56 |
| Voyageur Academy | 30.19 |
| Conner Creek Academy East - Collegiate | 28.52 |
| Joy Preparatory Academy | 23.96 |
| Lighthouse Academy | 22.74 |
| Clara B. Ford Academy (SDA) | 21.64 |
| Lighthouse Academy - East Village | 20.32 |
| Lighthouse Academy - St. Johns | 17.74 |
| Lighthouse Academy - North Campus | 10.95 |
| Blended Learning Academies Credit Recovery High School | 9.46 |
| Lighthouse Academy - Waalkes | 6.63 |
| Lighthouse Academy - The Pier | 0.00 |

The Academy's overall Index Value has also been updated for 2018. Presented to the right is the Academy's Index Value, in comparison to all Ferris authorized academies.

CONTRACT PERFORMANCE REPORT

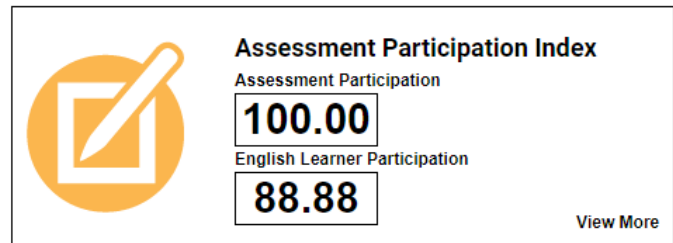

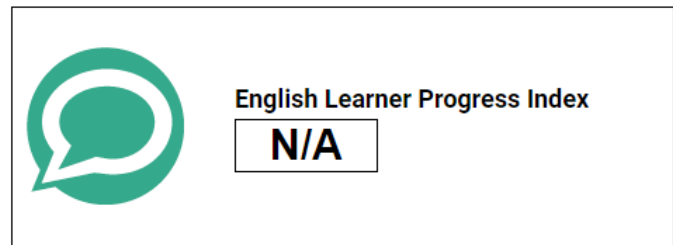
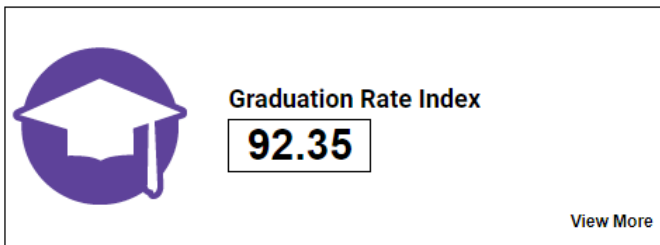




2017-2018

MICHIGAN SCHOOL INDEX

In 2016-2017 Michigan introduced the Michigan School Index System as a new accountability system under the Every Student Succeeds Act (ESSA) of 2015. Schools receive an overall index value ranging from 0-100, based on six key areas: student assessment data, graduation rates, attendance rates, completing advanced coursework, postsecondary enrollment, and staffing ratios.

Below are the Academy's actual index scores for 2017-2018, along with the overall school index:

Voyageur Academy COLLEGE PREP



For more information on Michigan's school accountability system and the School Index System, please visit https://www.michigan.gov/mde/0,4615,7-140-81376_59490---,00.html

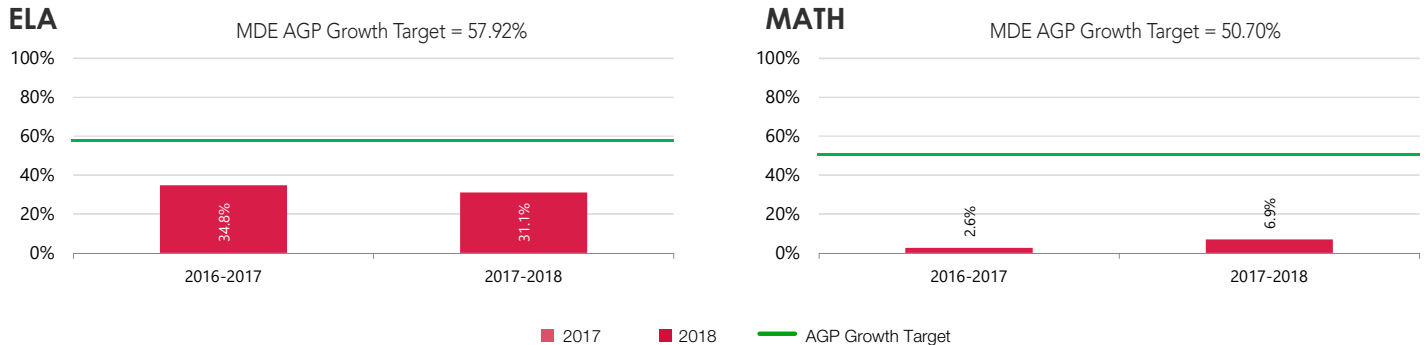
Voyageur Academy

COLLEGE PREP

2017-2018 Contract Performance Report UPDATE

MDE School Growth Index 2018

Percent of all students in grades 4-8 & 11 who met their Adequate Growth Percentile (AGP)



The Academy's School Growth Index in ELA and math has been updated for 2018 (above). Please refer to these scores, in addition to the other assessment data presented in the 2017-2018 Contract Performance Report for a holistic view of the Academy's performance.

MDE Index Value 2018

Overall Index of all Ferris charter schools

| School | Value |
|--|--------------|
| Huron Academy - Elementary | 93.34 |
| Muskegon Montessori Academy for Environmental Change | 80.95 |
| Creative Technologies Academy | 69.20 |
| Hope of Detroit Academy - Elementary | 68.58 |
| New Bedford Academy | 67.53 |
| Bridge Academy | 67.08 |
| Huron Academy - Elementary/Middle School | 65.96 |
| Michigan Connections Academy | 64.18 |
| Marshall Academy | 62.64 |
| Bridge Academy West | 58.20 |
| Northridge Academy | 57.48 |
| Voyageur College Prep | 43.96 |
| Hope of Detroit Academy - Middle/High | 42.30 |
| Battle Creek Montessori Academy | 42.25 |
| Benton Harbor Charter School Academy | 38.16 |
| Hope Academy of West Michigan | 34.08 |
| Conner Creek Academy East - Elementary | 32.56 |
| Voyageur Academy | 30.19 |
| Conner Creek Academy East - Collegiate | 28.52 |
| Joy Preparatory Academy | 23.96 |
| Lighthouse Academy | 22.74 |
| Clara B. Ford Academy (SDA) | 21.64 |
| Lighthouse Academy - East Village | 20.32 |
| Lighthouse Academy - St. Johns | 17.74 |
| Lighthouse Academy - North Campus | 10.95 |
| Blended Learning Academies Credit Recovery High School | 9.46 |
| Lighthouse Academy - Waalkes | 6.63 |
| Lighthouse Academy - The Pier | 0.00 |

The Academy's overall Index Value has also been updated for 2018. Presented to the right is the Academy's Index Value, in comparison to all Ferris authorized academies.