

# CONTRACT PERFORMANCE REPORT









2017-2018

## MICHIGAN SCHOOL INDEX

In 2016-2017 Michigan introduced the Michigan School Index System as a new accountability system under the Every Student Succeeds Act (ESSA) of 2015. Schools receive an overall index value ranging from 0-100, based on six key areas: student assessment data, graduation rates, attendance rates, completing advanced coursework, postsecondary enrollment, and staffing ratios.

Below are the Academy's actual index scores for 2017-2018, along with the overall school index:

### Lighthouse Academy

 <div><b>Overall Index</b> <b>22.74</b></div> <div>View More</div>	 <div><b>Support Category</b> <b>N/A</b></div>
 <div><b>Growth Index</b> <b>16.99</b></div> <div>View More</div>	 <div><b>Proficiency Index</b> <b>10.77</b></div> <div>View More</div>
 <div><b>Graduation Rate Index</b> <b>45.51</b></div> <div>View More</div>	 <div><b>English Learner Progress Index</b> <b>N/A</b></div>
 <div><b>School Quality and Student Success Index</b> <b>34.46</b></div> <div>View More</div>	 <div><b>Assessment Participation Index</b> Assessment Participation <b>97.81</b> English Learner Participation <b>N/A</b></div> <div>View More</div>

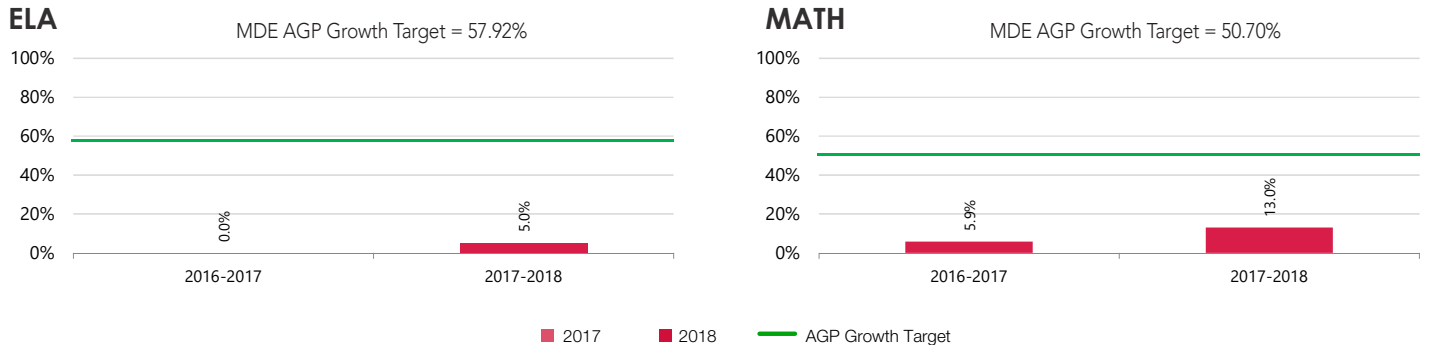
For more information on Michigan's school accountability system and the School Index System, please visit [https://www.michigan.gov/mde/0,4615,7-140-81376\\_59490---,00.html](https://www.michigan.gov/mde/0,4615,7-140-81376_59490---,00.html)

# Lighthouse Academy

## 2017-2018 Contract Performance Report UPDATE

### MDE School Growth Index 2018

Percent of all students in grades 4-8 & 11 who met their Adequate Growth Percentile (AGP)



The Academy's School Growth Index in ELA and math has been updated for 2018 (above). Please refer to these scores, in addition to the other assessment data presented in the 2017-2018 Contract Performance Report for a holistic view of the Academy's performance.

### MDE Index Value 2018

Overall Index of all Ferris charter schools

School	Value
Huron Academy - Elementary	93.34
Muskegon Montessori Academy for Environmental Change	80.95
Creative Technologies Academy	69.20
Hope of Detroit Academy - Elementary	68.58
New Bedford Academy	67.53
Bridge Academy	67.08
Huron Academy - Elementary/Middle School	65.96
Michigan Connections Academy	64.18
Marshall Academy	62.64
Bridge Academy West	58.20
Northridge Academy	57.48
Voyageur College Prep	43.96
Hope of Detroit Academy - Middle/High	42.30
Battle Creek Montessori Academy	42.25
Benton Harbor Charter School Academy	38.16
Hope Academy of West Michigan	34.08
Conner Creek Academy East - Elementary	32.56
Voyageur Academy	30.19
Conner Creek Academy East - Collegiate	28.52
Joy Preparatory Academy	23.96
<b>Lighthouse Academy</b>	<b>22.74</b>
Clara B. Ford Academy (SDA)	21.64
Lighthouse Academy - East Village	20.32
Lighthouse Academy - St. Johns	17.74
Lighthouse Academy - North Campus	10.95
Blended Learning Academies Credit Recovery High School	9.46
Lighthouse Academy - Waalkes	6.63
Lighthouse Academy - The Pier	0.00

The Academy's overall Index Value has also been updated for 2018. Presented to the right is the Academy's Index Value, in comparison to all Ferris authorized academies.

# CONTRACT PERFORMANCE REPORT









2017-2018

## MICHIGAN SCHOOL INDEX

In 2016-2017 Michigan introduced the Michigan School Index System as a new accountability system under the Every Student Succeeds Act (ESSA) of 2015. Schools receive an overall index value ranging from 0-100, based on six key areas: student assessment data, graduation rates, attendance rates, completing advanced coursework, postsecondary enrollment, and staffing ratios.

Below are the Academy's actual index scores for 2017-2018, along with the overall school index:

### Lighthouse Academy EAST VILLAGE

 <div><b>Overall Index</b> <b>20.32</b></div> <div>View More</div>	 <div><b>Support Category</b> <b>N/A</b></div>
 <div><b>Growth Index</b> <b>4.93</b></div> <div>View More</div>	 <div><b>Proficiency Index</b> <b>3.79</b></div> <div>View More</div>
 <div><b>Graduation Rate Index</b> <b>N/A</b></div>	 <div><b>English Learner Progress Index</b> <b>N/A</b></div>
 <div><b>School Quality and Student Success Index</b> <b>80.56</b></div> <div>View More</div>	 <div><b>Assessment Participation Index</b> Assessment Participation <b>100.00</b> English Learner Participation <b>N/A</b></div> <div>View More</div>

For more information on Michigan's school accountability system and the School Index System, please visit [https://www.michigan.gov/mde/0,4615,7-140-81376\\_59490---,00.html](https://www.michigan.gov/mde/0,4615,7-140-81376_59490---,00.html)

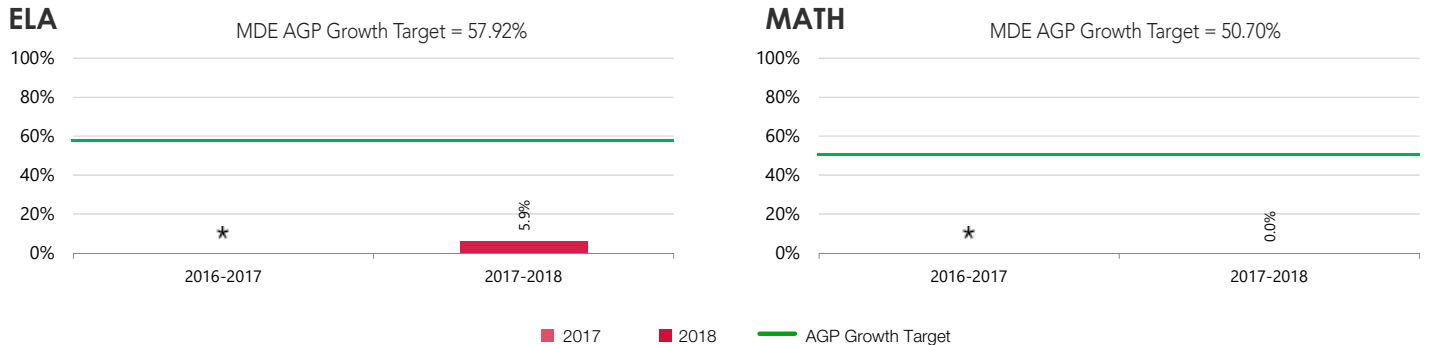
# Lighthouse Academy

EAST VILLAGE

## 2017-2018 Contract Performance Report UPDATE

### MDE School Growth Index 2018

Percent of all students in grades 4-8 & 11 who met their Adequate Growth Percentile (AGP)



The Academy's School Growth Index in ELA and math has been updated for 2018 (above). Please refer to these scores, in addition to the other assessment data presented in the 2017-2018 Contract Performance Report for a holistic view of the Academy's performance.

### MDE Index Value 2018

Overall Index of all Ferris charter schools

School	Value
Huron Academy - Elementary	93.34
Muskegon Montessori Academy for Environmental Change	80.95
Creative Technologies Academy	69.20
Hope of Detroit Academy - Elementary	68.58
New Bedford Academy	67.53
Bridge Academy	67.08
Huron Academy - Elementary/Middle School	65.96
Michigan Connections Academy	64.18
Marshall Academy	62.64
Bridge Academy West	58.20
Northridge Academy	57.48
Voyageur College Prep	43.96
Hope of Detroit Academy - Middle/High	42.30
Battle Creek Montessori Academy	42.25
Benton Harbor Charter School Academy	38.16
Hope Academy of West Michigan	34.08
Conner Creek Academy East - Elementary	32.56
Voyageur Academy	30.19
Conner Creek Academy East - Collegiate	28.52
Joy Preparatory Academy	23.96
Lighthouse Academy	22.74
Clara B. Ford Academy (SDA)	21.64
<b>Lighthouse Academy - East Village</b>	<b>20.32</b>
Lighthouse Academy - St. Johns	17.74
Lighthouse Academy - North Campus	10.95
Blended Learning Academies Credit Recovery High School	9.46
Lighthouse Academy - Waalkes	6.63
Lighthouse Academy - The Pier	0.00

The Academy's overall Index Value has also been updated for 2018. Presented to the right is the Academy's Index Value, in comparison to all Ferris authorized academies.

# CONTRACT PERFORMANCE REPORT









2017-2018

## MICHIGAN SCHOOL INDEX

In 2016-2017 Michigan introduced the Michigan School Index System as a new accountability system under the Every Student Succeeds Act (ESSA) of 2015. Schools receive an overall index value ranging from 0-100, based on six key areas: student assessment data, graduation rates, attendance rates, completing advanced coursework, postsecondary enrollment, and staffing ratios.

Below are the Academy's actual index scores for 2017-2018, along with the overall school index:

### Lighthouse Academy NORTH CAMPUS

 <div><b>Overall Index</b> <b>10.95</b></div> <div>View More</div>	 <div><b>Support Category</b> <b>N/A</b></div>
 <div><b>Growth Index</b> <b>0.00</b></div> <div>View More</div>	 <div><b>Proficiency Index</b> <b>0.00</b></div> <div>View More</div>
 <div><b>Graduation Rate Index</b> <b>42.54</b></div> <div>View More</div>	 <div><b>English Learner Progress Index</b> <b>N/A</b></div>
 <div><b>School Quality and Student Success Index</b> <b>31.29</b></div> <div>View More</div>	 <div><b>Assessment Participation Index</b><div>Assessment Participation <b>N/A</b></div><div>English Learner Participation <b>100.00</b></div></div>

For more information on Michigan's school accountability system and the School Index System, please visit [https://www.michigan.gov/mde/0,4615,7-140-81376\\_59490---,00.html](https://www.michigan.gov/mde/0,4615,7-140-81376_59490---,00.html)

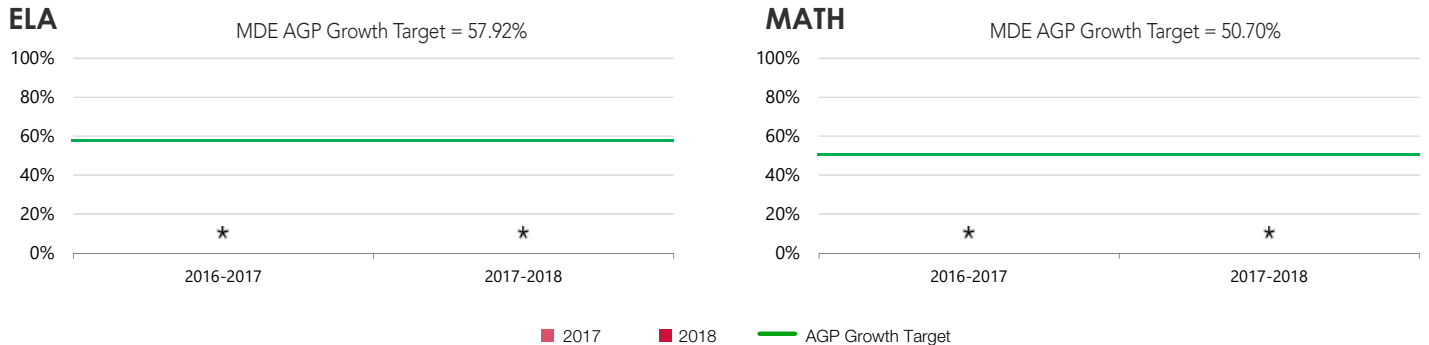
# Lighthouse Academy

NORTH CAMPUS

## 2017-2018 Contract Performance Report UPDATE

### MDE School Growth Index 2018

Percent of all students in grades 4-8 & 11 who met their Adequate Growth Percentile (AGP)



The Academy's School Growth Index in ELA and math has been updated for 2018 (above). Please refer to these scores, in addition to the other assessment data presented in the 2017-2018 Contract Performance Report for a holistic view of the Academy's performance.

The Academy's overall Index Value has also been updated for 2018. Presented to the right is the Academy's Index Value, in comparison to all Ferris authorized academies.

### MDE Index Value 2018

Overall Index of all Ferris charter schools

School	Value
Huron Academy - Elementary	93.34
Muskegon Montessori Academy for Environmental Change	80.95
Creative Technologies Academy	69.20
Hope of Detroit Academy - Elementary	68.58
New Bedford Academy	67.53
Bridge Academy	67.08
Huron Academy - Elementary/Middle School	65.96
Michigan Connections Academy	64.18
Marshall Academy	62.64
Bridge Academy West	58.20
Northridge Academy	57.48
Voyageur College Prep	43.96
Hope of Detroit Academy - Middle/High	42.30
Battle Creek Montessori Academy	42.25
Benton Harbor Charter School Academy	38.16
Hope Academy of West Michigan	34.08
Conner Creek Academy East - Elementary	32.56
Voyageur Academy	30.19
Conner Creek Academy East - Collegiate	28.52
Joy Preparatory Academy	23.96
Lighthouse Academy	22.74
Clara B. Ford Academy (SDA)	21.64
Lighthouse Academy - East Village	20.32
Lighthouse Academy - St. Johns	17.74
<b>Lighthouse Academy - North Campus</b>	<b>10.95</b>
Blended Learning Academies Credit Recovery High School	9.46
Lighthouse Academy - Waalkes	6.63
Lighthouse Academy - The Pier	0.00

# CONTRACT PERFORMANCE REPORT









2017-2018

## MICHIGAN SCHOOL INDEX

In 2016-2017 Michigan introduced the Michigan School Index System as a new accountability system under the Every Student Succeeds Act (ESSA) of 2015. Schools receive an overall index value ranging from 0-100, based on six key areas: student assessment data, graduation rates, attendance rates, completing advanced coursework, postsecondary enrollment, and staffing ratios.

Below are the Academy's actual index scores for 2017-2018, along with the overall school index:

### Lighthouse Academy ST. JOHNS

 <div><b>Overall Index</b> <b>17.74</b></div> <div>View More</div>	 <div><b>Support Category</b> <b>N/A</b></div>
 <div><b>Growth Index</b> <b>32.87</b></div> <div>View More</div>	 <div><b>Proficiency Index</b> <b>0.00</b></div> <div>View More</div>
 <div><b>Graduation Rate Index</b> <b>N/A</b></div>	 <div><b>English Learner Progress Index</b> <b>N/A</b></div>
 <div><b>School Quality and Student Success Index</b> <b>N/A</b></div>	 <div><b>Assessment Participation Index</b><div>Assessment Participation <b>N/A</b></div><div>English Learner Participation <b>N/A</b></div></div>

For more information on Michigan's school accountability system and the School Index System, please visit [https://www.michigan.gov/mde/0,4615,7-140-81376\\_59490---,00.html](https://www.michigan.gov/mde/0,4615,7-140-81376_59490---,00.html)

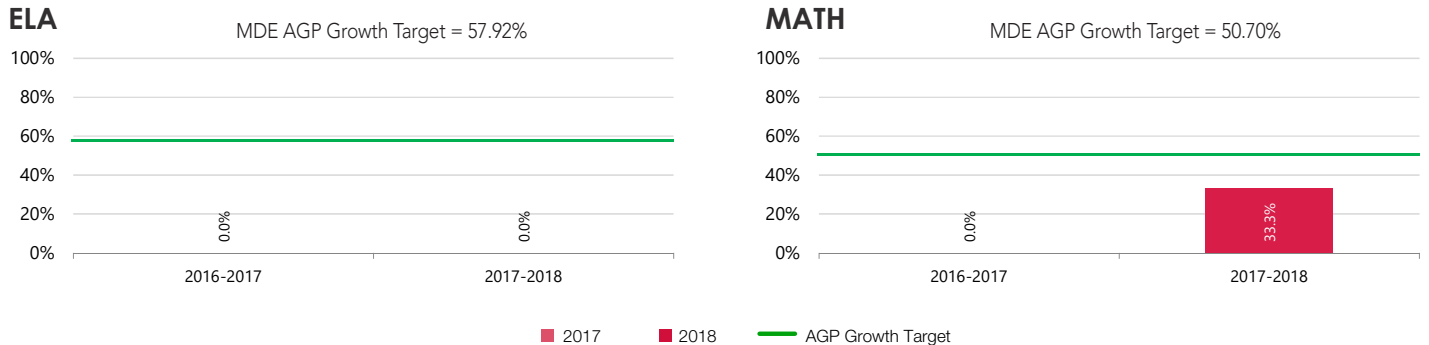
# Lighthouse Academy

ST. JOHNS

## 2017-2018 Contract Performance Report UPDATE

### MDE School Growth Index 2018

Percent of all students in grades 4-8 & 11 who met their Adequate Growth Percentile (AGP)



The Academy's School Growth Index in ELA and math has been updated for 2018 (above). Please refer to these scores, in addition to the other assessment data presented in the 2017-2018 Contract Performance Report for a holistic view of the Academy's performance.

### MDE Index Value 2018

Overall Index of all Ferris charter schools

School	Value
Huron Academy - Elementary	93.34
Muskegon Montessori Academy for Environmental Change	80.95
Creative Technologies Academy	69.20
Hope of Detroit Academy - Elementary	68.58
New Bedford Academy	67.53
Bridge Academy	67.08
Huron Academy - Elementary/Middle School	65.96
Michigan Connections Academy	64.18
Marshall Academy	62.64
Bridge Academy West	58.20
Northridge Academy	57.48
Voyageur College Prep	43.96
Hope of Detroit Academy - Middle/High	42.30
Battle Creek Montessori Academy	42.25
Benton Harbor Charter School Academy	38.16
Hope Academy of West Michigan	34.08
Conner Creek Academy East - Elementary	32.56
Voyageur Academy	30.19
Conner Creek Academy East - Collegiate	28.52
Joy Preparatory Academy	23.96
Lighthouse Academy	22.74
Clara B. Ford Academy (SDA)	21.64
Lighthouse Academy - East Village	20.32
<b>Lighthouse Academy - St. Johns</b>	<b>17.74</b>
Lighthouse Academy - North Campus	10.95
Blended Learning Academies Credit Recovery High School	9.46
Lighthouse Academy - Waalkes	6.63
Lighthouse Academy - The Pier	0.00

The Academy's overall Index Value has also been updated for 2018. Presented to the right is the Academy's Index Value, in comparison to all Ferris authorized academies.



# CONTRACT PERFORMANCE REPORT









2017-2018

## MICHIGAN SCHOOL INDEX

In 2016-2017 Michigan introduced the Michigan School Index System as a new accountability system under the Every Student Succeeds Act (ESSA) of 2015. Schools receive an overall index value ranging from 0-100, based on six key areas: student assessment data, graduation rates, attendance rates, completing advanced coursework, postsecondary enrollment, and staffing ratios.

Below are the Academy's actual index scores for 2017-2018, along with the overall school index:

### Lighthouse Academy THE PIER

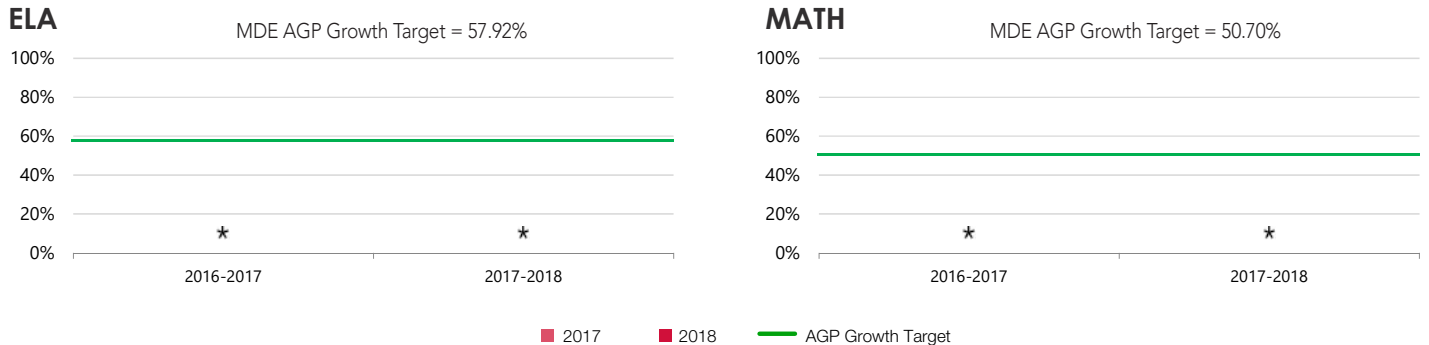
 <div>Overall Index</div> <div>0.00</div> <div>View More</div>	 <div>Support Category</div> <div>N/A</div>
 <div>Growth Index</div> <div>N/A</div>	 <div>Proficiency Index</div> <div>0.00</div> <div>View More</div>
 <div>Graduation Rate Index</div> <div>N/A</div>	 <div>English Learner Progress Index</div> <div>N/A</div>
 <div>School Quality and Student Success Index</div> <div>0.00</div> <div>View More</div>	 <div>Assessment Participation Index</div> <div>Assessment Participation</div> <div>N/A</div> <div>English Learner Participation</div> <div>N/A</div>

For more information on Michigan's school accountability system and the School Index System, please visit [https://www.michigan.gov/mde/0,4615,7-140-81376\\_59490---,00.html](https://www.michigan.gov/mde/0,4615,7-140-81376_59490---,00.html)

## 2017-2018 Contract Performance Report UPDATE

### MDE School Growth Index 2018

Percent of all students in grades 4-8 & 11 who met their Adequate Growth Percentile (AGP)



The Academy's School Growth Index in ELA and math has been updated for 2018 (above). Please refer to these scores, in addition to the other assessment data presented in the 2017-2018 Contract Performance Report for a holistic view of the Academy's performance.

### MDE Index Value 2018

Overall Index of all Ferris charter schools

School	Value
Huron Academy - Elementary	93.34
Muskegon Montessori Academy for Environmental Change	80.95
Creative Technologies Academy	69.20
Hope of Detroit Academy - Elementary	68.58
New Bedford Academy	67.53
Bridge Academy	67.08
Huron Academy - Elementary/Middle School	65.96
Michigan Connections Academy	64.18
Marshall Academy	62.64
Bridge Academy West	58.20
Northridge Academy	57.48
Voyageur College Prep	43.96
Hope of Detroit Academy - Middle/High	42.30
Battle Creek Montessori Academy	42.25
Benton Harbor Charter School Academy	38.16
Hope Academy of West Michigan	34.08
Conner Creek Academy East - Elementary	32.56
Voyageur Academy	30.19
Conner Creek Academy East - Collegiate	28.52
Joy Preparatory Academy	23.96
Lighthouse Academy	22.74
Clara B. Ford Academy (SDA)	21.64
Lighthouse Academy - East Village	20.32
Lighthouse Academy - St. Johns	17.74
Lighthouse Academy - North Campus	10.95
Blended Learning Academies Credit Recovery High School	9.46
Lighthouse Academy - Waalkes	6.63
<b>Lighthouse Academy - The Pier</b>	<b>0.00</b>

The Academy's overall Index Value has also been updated for 2018. Presented to the right is the Academy's Index Value, in comparison to all Ferris authorized academies.

# CONTRACT PERFORMANCE REPORT









2017-2018

## MICHIGAN SCHOOL INDEX

In 2016-2017 Michigan introduced the Michigan School Index System as a new accountability system under the Every Student Succeeds Act (ESSA) of 2015. Schools receive an overall index value ranging from 0-100, based on six key areas: student assessment data, graduation rates, attendance rates, completing advanced coursework, postsecondary enrollment, and staffing ratios.

Below are the Academy's actual index scores for 2017-2018, along with the overall school index:

### Lighthouse Academy WAALKS

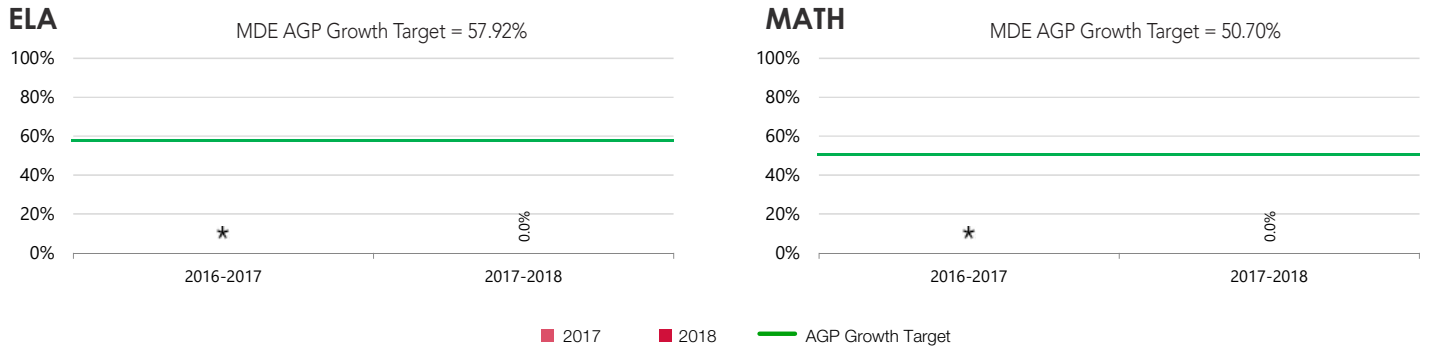
 <div><b>Overall Index</b> <b>6.63</b></div> <div>View More</div>	 <div><b>Support Category</b> <b>N/A</b></div>
 <div><b>Growth Index</b> <b>0.00</b></div> <div>View More</div>	 <div><b>Proficiency Index</b> <b>0.00</b></div> <div>View More</div>
 <div><b>Graduation Rate Index</b> <b>N/A</b></div>	 <div><b>English Learner Progress Index</b> <b>N/A</b></div>
 <div><b>School Quality and Student Success Index</b> <b>36.49</b></div> <div>View More</div>	 <div><b>Assessment Participation Index</b> Assessment Participation <b>N/A</b> English Learner Participation <b>N/A</b></div>

For more information on Michigan's school accountability system and the School Index System, please visit [https://www.michigan.gov/mde/0,4615,7-140-81376\\_59490---,00.html](https://www.michigan.gov/mde/0,4615,7-140-81376_59490---,00.html)

## 2017-2018 Contract Performance Report UPDATE

### MDE School Growth Index 2018

Percent of all students in grades 4-8 & 11 who met their Adequate Growth Percentile (AGP)



The Academy's School Growth Index in ELA and math has been updated for 2018 (above). Please refer to these scores, in addition to the other assessment data presented in the 2017-2018 Contract Performance Report for a holistic view of the Academy's performance.

### MDE Index Value 2018

Overall Index of all Ferris charter schools

School	Value
Huron Academy - Elementary	93.34
Muskegon Montessori Academy for Environmental Change	80.95
Creative Technologies Academy	69.20
Hope of Detroit Academy - Elementary	68.58
New Bedford Academy	67.53
Bridge Academy	67.08
Huron Academy - Elementary/Middle School	65.96
Michigan Connections Academy	64.18
Marshall Academy	62.64
Bridge Academy West	58.20
Northridge Academy	57.48
Voyageur College Prep	43.96
Hope of Detroit Academy - Middle/High	42.30
Battle Creek Montessori Academy	42.25
Benton Harbor Charter School Academy	38.16
Hope Academy of West Michigan	34.08
Conner Creek Academy East - Elementary	32.56
Voyageur Academy	30.19
Conner Creek Academy East - Collegiate	28.52
Joy Preparatory Academy	23.96
Lighthouse Academy	22.74
Clara B. Ford Academy (SDA)	21.64
Lighthouse Academy - East Village	20.32
Lighthouse Academy - St. Johns	17.74
Lighthouse Academy - North Campus	10.95
Blended Learning Academies Credit Recovery High School	9.46
<b>Lighthouse Academy - Waalkes</b>	<b>6.63</b>
Lighthouse Academy - The Pier	0.00

The Academy's overall Index Value has also been updated for 2018. Presented to the right is the Academy's Index Value, in comparison to all Ferris authorized academies.