

# CONTRACT PERFORMANCE REPORT









2018-2019

## Huron Academy - Elementary

### MICHIGAN SCHOOL INDEX

In 2016-2017 Michigan introduced the Michigan School Index System as a new accountability system under the Every Student Succeeds Act (ESSA) of 2015. Schools receive an overall index value ranging from 0-100, based on six key areas: student assessment data, graduation rates, attendance rates, completing advanced coursework, postsecondary enrollment, and staffing ratios.

Below are the Academy's actual index scores for 2019, along with the overall school index:

|  |   |
|--|---|
|  <div><b>Overall Index</b><br/><b>92.19</b></div> <div>View More</div>                              |  <div><b>Support Category</b><br/><b>N/A</b></div>   |
|  <div><b>Growth Index</b><br/><b>N/A</b></div> <div>View More</div>                               |  <div><b>Proficiency Index</b><br/><b>N/A</b></div> <div>View More</div>   |
|  <div><b>Graduation Rate Index</b><br/><b>N/A</b></div> <div>View More</div>                      |  <div><b>English Learner Progress Index</b><br/><b>100.00</b></div> <div>View More</div>   |
|  <div><b>School Quality and Student Success Index</b><br/><b>86.06</b></div> <div>View More</div> |  <div><b>Assessment Participation Index</b><div>Assessment Participation<br/><b>N/A</b></div><div>English Learner Participation<br/><b>100.00</b></div></div> <div>View More</div> |

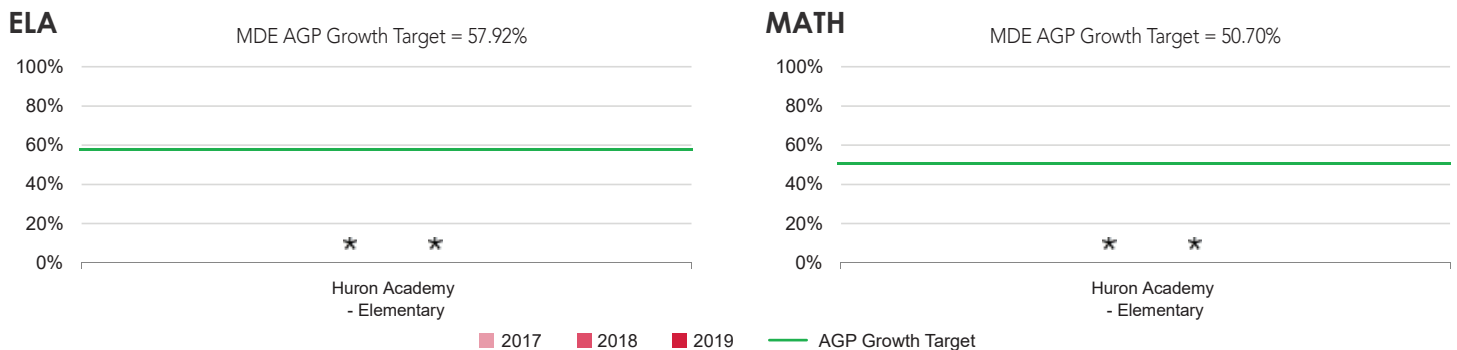
For more information on Michigan's school accountability system and the School Index System, please visit:  
<https://www.mischooldata.org/SchoolIndex2/Location.aspx>

# Huron Academy

## 2018-2019 Contract Performance Report UPDATE

### MDE School Growth Index 2019

Percent of all students in grades 4-8 & 11 who met their Adequate Growth Percentile (AGP)



The Academy's School Growth Index in ELA and math has been updated for 2019 (above). Please refer to these scores, in addition to the other assessment data presented in the 2018-2019 Contract Performance Report, for a holistic view of the Academy's performance.

| School   | Value             |
|--|-------------------|
| Muskegon Montessori Academy for Environmental Change   | 95.32             |
| <b>Huron Academy - Elementary</b>                      | <b>92.19</b>      |
| Bridge Academy East                                    | 82.89             |
| Hope of Detroit Academy - Elementary                   | 76.28             |
| Creative Technologies Academy                          | 75.44             |
| Huron Academy - Elementary/Middle School               | 70.16             |
| New Bedford Academy                                    | 67.17             |
| Michigan Connections Academy                           | 65.46             |
| Marshall Academy                                       | 63.07             |
| Battle Creek Montessori Academy                        | 57.53             |
| Bridge Academy West                                    | 54.31             |
| Northridge Academy                                     | 49.72             |
| Hope Academy of West Michigan                          | 44.00             |
| Voyageur College Prep                                  | 40.42             |
| Hope of Detroit Academy - Middle/High                  | 36.36             |
| Conner Creek Academy East - Elementary                 | 34.72             |
| Voyageur Academy                                       | 33.29             |
| Conner Creek Academy East - Collegiate                 | 32.43             |
| Joy Preparatory Academy                                | 31.19             |
| Benton Harbor Charter School                           | 29.01             |
| Lighthouse Academy - Eagle Village                     | 23.11             |
| Lighthouse Academy - North Campus                      | 22.67             |
| Clara B. Ford Academy                                  | 22.48             |
| Lighthouse Academy                                     | 21.03             |
| Blended Learning Academies Credit Recovery High School | 10.41             |
| Lighthouse Academy - St. Johns                         | 0.00              |
| Lighthouse Academy - The Pier                          | 0.00              |
| Lighthouse Academy - Waalkes                           | No Data Available |

### MDE Index Value 2019

Overall Index of all Ferris charter schools

The Academy's overall Index Value has also been updated for 2019. Presented to the left is the Academy's Overall Index Value, in comparison to all Ferris authorized academies.

# CONTRACT PERFORMANCE REPORT

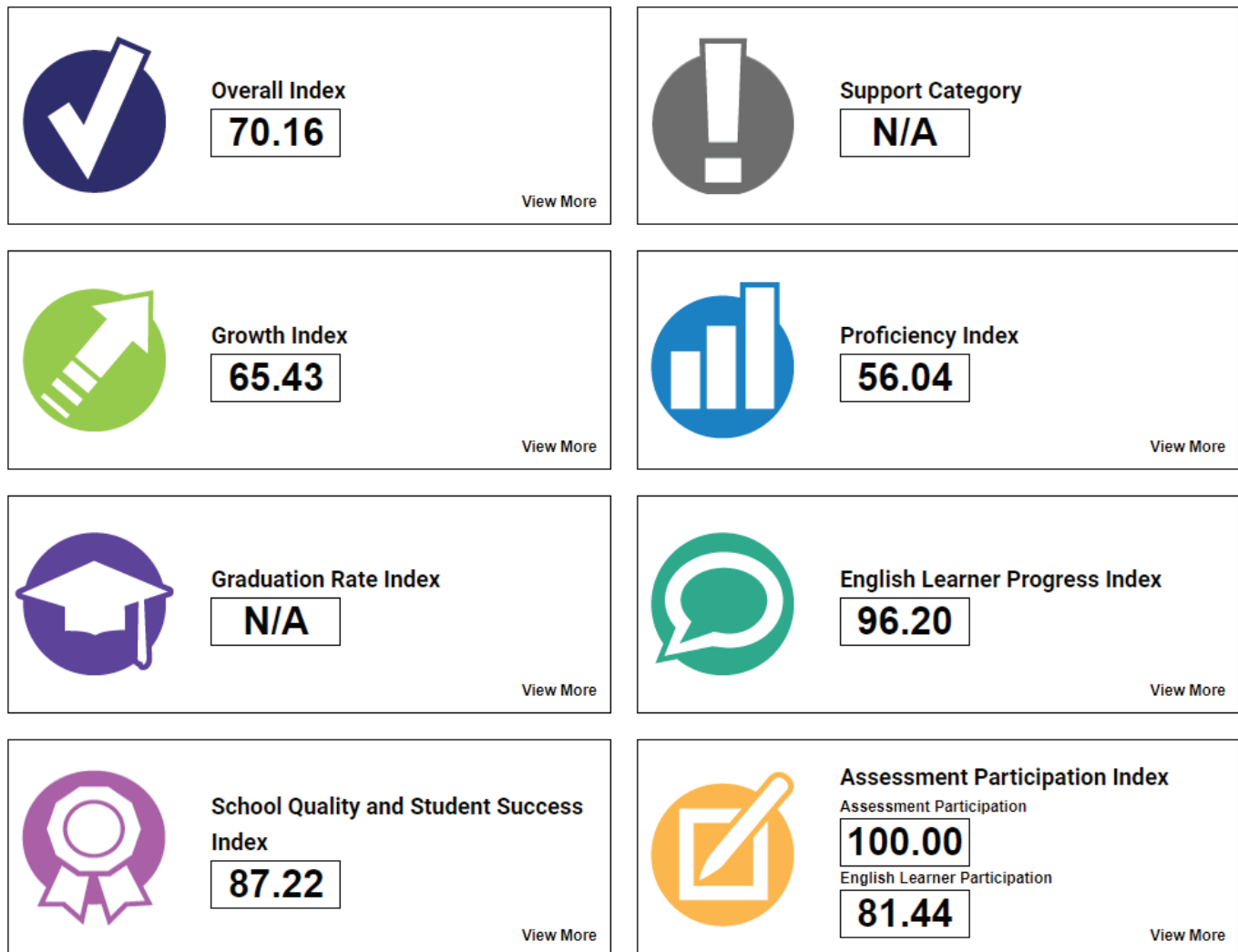
2018-2019

## Huron Academy - Elementary/Middle

### MICHIGAN SCHOOL INDEX

In 2016-2017 Michigan introduced the Michigan School Index System as a new accountability system under the Every Student Succeeds Act (ESSA) of 2015. Schools receive an overall index value ranging from 0-100, based on six key areas: student assessment data, graduation rates, attendance rates, completing advanced coursework, postsecondary enrollment, and staffing ratios.

Below are the Academy's actual index scores for 2019, along with the overall school index:



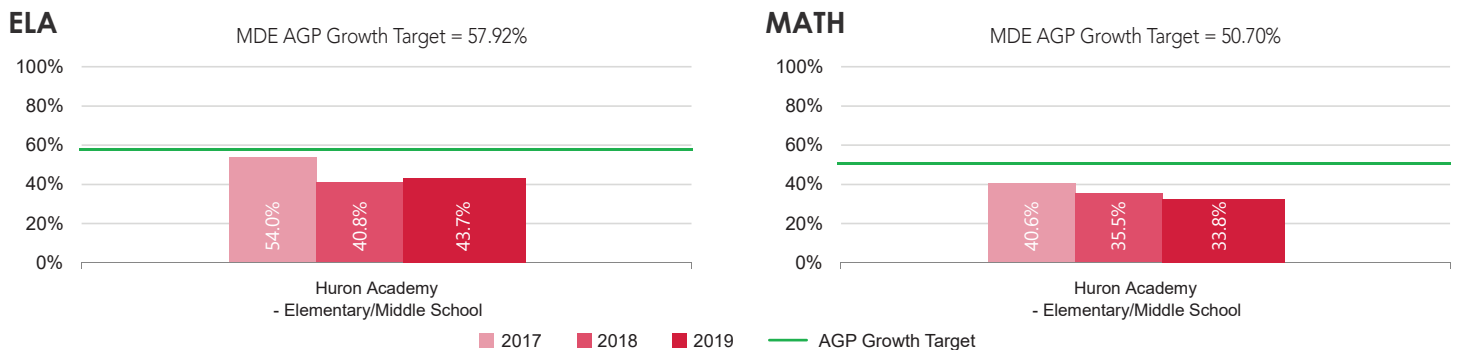
For more information on Michigan's school accountability system and the School Index System, please visit:  
<https://www.mischooldata.org/SchoolIndex2/Location.aspx>

# Huron Academy

## 2018-2019 Contract Performance Report UPDATE

### MDE School Growth Index 2019

Percent of all students in grades 4-8 & 11 who met their Adequate Growth Percentile (AGP)



The Academy's School Growth Index in ELA and math has been updated for 2019 (above). Please refer to these scores, in addition to the other assessment data presented in the 2018-2019 Contract Performance Report, for a holistic view of the Academy's performance.

| School   | Value             |
|--|-------------------|
| Muskegon Montessori Academy for Environmental Change   | 95.32             |
| Huron Academy - Elementary                             | 92.19             |
| Bridge Academy East                                    | 82.89             |
| Hope of Detroit Academy - Elementary                   | 76.28             |
| Creative Technologies Academy                          | 75.44             |
| <b>Huron Academy - Elementary/Middle School</b>        | <b>70.16</b>      |
| New Bedford Academy                                    | 67.17             |
| Michigan Connections Academy                           | 65.46             |
| Marshall Academy                                       | 63.07             |
| Battle Creek Montessori Academy                        | 57.53             |
| Bridge Academy West                                    | 54.31             |
| Northridge Academy                                     | 49.72             |
| Hope Academy of West Michigan                          | 44.00             |
| Voyageur College Prep                                  | 40.42             |
| Hope of Detroit Academy - Middle/High                  | 36.36             |
| Conner Creek Academy East - Elementary                 | 34.72             |
| Voyageur Academy                                       | 33.29             |
| Conner Creek Academy East - Collegiate                 | 32.43             |
| Joy Preparatory Academy                                | 31.19             |
| Benton Harbor Charter School                           | 29.01             |
| Lighthouse Academy - Eagle Village                     | 23.11             |
| Lighthouse Academy - North Campus                      | 22.67             |
| Clara B. Ford Academy                                  | 22.48             |
| Lighthouse Academy                                     | 21.03             |
| Blended Learning Academies Credit Recovery High School | 10.41             |
| Lighthouse Academy - St. Johns                         | 0.00              |
| Lighthouse Academy - The Pier                          | 0.00              |
| Lighthouse Academy - Waalkes                           | No Data Available |

### MDE Index Value 2019

Overall Index of all Ferris charter schools

The Academy's overall Index Value has also been updated for 2019. Presented to the left is the Academy's Overall Index Value, in comparison to all Ferris authorized academies.