



CREATIVE TECHNOLOGIES ACADEMY

350 Pine St
Cedar Springs, MI 49319



School Leader: *Dan George*

Grades Served: *K-12*

Year Opened: *1998*

Current Charter Contract Term: *2014-2019*

Educational Service Provider: *Self-Managed*

Resident District: *Cedar Springs Public Schools*

2016-17 Total Revenue: *\$2,798,089*

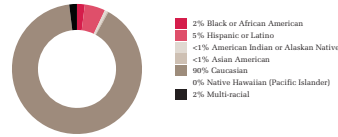
2016-17 Total Expenditures: *\$2,626,593*

2016-17 Fund Balance *\$527,774*

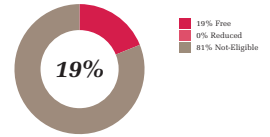
Mission Statement

Creative Technologies Academy is a K-12 community of learners committed to changing our world by developing students in character, scholarship, and leadership.

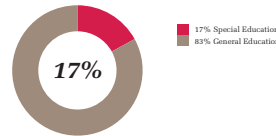
Ethnicity



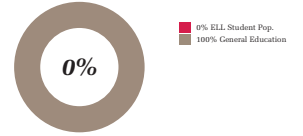
Free & Reduced Price Lunch Eligibility



General & Special Education Status



English Language Learners (ELL)



M-STEP Proficiency

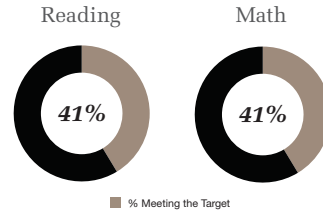
Grade	Subject	Proficiency		Resident District	State
		Prior Year 2015-2016	Current Year 2016-2017		
Grade 3	ELA	33.3%	38.1%	35.4%	44.1%
	Math	33.3%	57.1%	44.5%	46.8%
Grade 4	ELA	44.4%	59.1%	46.8%	44.2%
	Math	52.9%	33.3%	40.2%	42.0%
Grade 5	ELA	45.5%	63.6%	54.0%	51.1%
	Math	40.9%	45.5%	43.5%	35.0%
Grade 6	ELA	38.1%	13.6%	48.7%	43.6%
	Math	19.0%	18.2%	37.8%	34.2%
Grade 7	ELA	47.8%	28.0%	48.2%	44.8%
	Math	27.3%	24.0%	44.0%	36.2%
Grade 8	ELA	45.5%	21.7%	49.6%	48.0%
	Math	22.7%	8.3%	35.7%	33.5%
Grade 11	ELA (SAT)	60.0%	41.7%	69.3%	60.3%
	Math (SAT)	24.0%	25.0%	33.6%	36.8%

MAP Growth Percentiles

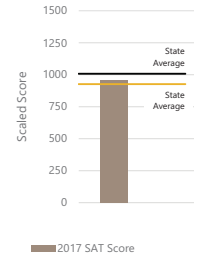
	Conditional Growth Percentile	
	READING	MATH
Grade 2	96.0	54.0
Grade 3	99.0	99.0
Grade 4	99.0	96.0
Grade 5	99.0	97.0
Grade 6	25.0	40.0
Grade 7	69.0	56.0
Grade 8	96.0	60.0
Grade 9	41.0	90.0
Grade 10	33.0	54.0

NWEA MAP Achievement

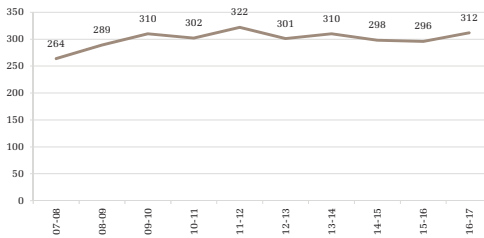
Average NWEA MAP achievement percentile ranking for all students grades 2 through 8



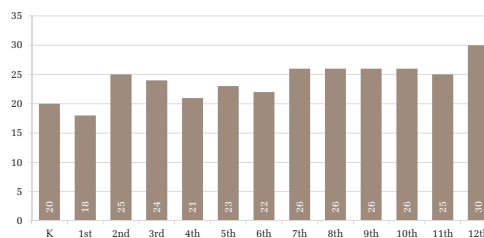
SAT Total Score



Enrollment by Year



Number of Students in Each Grade



Charter Contract Compliance

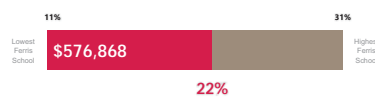
Overall **100%** Board **100%** Academy **100%**

Academy Spending, as a Percent of Total Expenditures

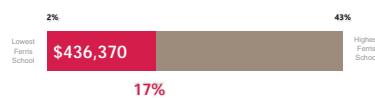
Total Instruction



Total Business & Administration

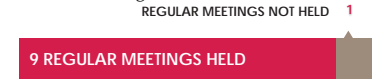


Total Business & Administration



Board Meetings, Attendance, & Position Vacancies

Board Meetings



Board Attendance



Board Position Vacancies

