


FERRIS STATE UNIVERSITY

FERRIS FORWARD



MICHIGAN
CONNECTION
ACADEMY

CHARTER
SCHOOLS
OFFICE

**ANNUAL
PORTFOLIO
REPORT
2024**




Ferris State University

Board of Trustees



LaShanda R. Thomas
Chair



Ronald E. Snead
Vice Chair



Kurt A. Hofman
Secretary



Amna P. Seibold
Immediate Past Chair



Michael B. Fisher



George K. Heartwell



Michael D. Ryan



Vivian TerMaat

University Administration



Bill Pink
President



Bobby Fleischman
*Provost and Vice President
of Academic Affairs*



Contents

02 ▶ Academy Boards of Directors

04 ▶ Vision, Mission & Core Values

05 ▶ Charter School Office Staff

06 ▶ The Ferris State University
Public School Academy Portfolio

07 ▶ Charter School Locations

10-12 ▶ Ferris State University
Portfolio Highlights

10 Numbers to Note & Operations

11 Finance

*12 Student Enrollment
& Ethnicity Breakdown*

13 ▶ Academy Profiles

Individual Academy Information



CHARTER
SCHOOLS
OFFICE

Vision, Mission, & Core Values

Vision

Ferris State University will authorize public school academies that promise to transform the lives of students by demonstrating high-quality performance.

Mission

By implementing quality oversight, the Ferris State University Charter Schools Office focuses on student growth and achievement, offers professional learning opportunities, and provides relevant resources to its authorized public school academies.

Core Values

The core values of the Ferris State University Charter Schools Office are the foundation of our organization's culture. Our values are static, unchanging and non-negotiable, built from the belief that learning is a lifelong process and all students can learn.

We Value

Student Learning

As a higher education institution, student learning is in our DNA; we see the opportunities created when students succeed, and we focus our oversight and support efforts on continual student success.

A Collaborative Working Environment

By supporting each other and building partnerships, we encourage a sense of community through cooperation, teamwork and consensus building with our stakeholders.

Diversity

Recognizing that stakeholders are made up of diverse populations, we honor diversity of ideas, beliefs, and cultures.

Opportunities

Through the work we do as a charter school authorizer, we help create learning opportunities and environments by lending support for professional growth and development.

Excellence

Committed to superior results, we engage in practices that produce the highest quality outcomes in all our endeavors.

Accountability

Accountability leads to academic progress. We believe in being held accountable for our work as an authorizer as deeply as we believe in holding all stakeholders accountable for their work.

Integrity and Trust

Our actions are guided by fairness and respect through transparency, effective communication and the building of positive relationships with each other and our stakeholders.



Charter School Office *Staff*



Chris Loiselle
Director of
Charter Schools Office



Margaret Baker
Associate Director of
Charter Schools Office



Beth Taylor
School Support Specialist



Sharon Hopper
Compliance
& Governance
Specialist



Alyssa Myers
Secretary Level 2



Andrea Ruggles
Secretary Level 3



Linda Bouman
Field Representative



Todd Oatley
Field Representative



Ronnie Phillips
Field Representative



Michele Sideman, Ph.D.
Field Representative



Jim Scholten
Field Representative



Susan Wakefield
Field Representative

The Ferris State University Public School Academy Portfolio

Academy	Authorized	Years of Operation
Northridge Academy	16-AUG-97	27
Benton Harbor Charter School Academy	8-MAY-98	26
Creative Technologies Academy	8-MAY-98	26
New Bedford Academy	8-MAY-98	26
Voyageur Academy	8-MAY-98	26
Hope of Detroit Academy	7-MAY-99	25
Huron Academy	7-MAY-99	25
Joy Preparatory Academy	7-MAY-99	25
Michigan Collegiate (Formerly Conner Creek Academy East)	7-MAY-99	25
Marshall Academy	5-MAY-00	24
Bridge Academy	7-MAY-04	20
Clara B. Ford Academy	14-MAR-07	17
Lighthouse Academy	21-MAR-08	16
Hope Academy of West Michigan	14-JUL-10	14
Michigan Connections Academy	21-MAY-10	14
Battle Creek Montessori Academy	2-NOV-12	12
Blended Learning Academies Credit Recovery High School	13-DEC-13	11
Muskegon Montessori Academy for Environmental Change	22-FEB-13	11
Pittsfield Acres Academy	8-FEB-22	2
Red Oak Academy	17-FEB-23	<1

Charter School Locations



BIG RAPIDS

● CREATIVE TECHNOLOGIES ACADEMY

MUSKEGON MONTESSORI ACADEMY FOR ENVIRONMENTAL CHANGE



HOPE ACADEMY OF WEST MICHIGAN



LIGHTHOUSE ACADEMY

GRAND RAPIDS

● BATTLE CREEK MONTESSORI ACADEMY

● MARSHALL ACADEMY

BENTON HARBOR

● BENTON HARBOR CHARTER SCHOOL ACADEMY

● NORTHRIDGE ACADEMY

FLINT

LANSING



● BLENDED LEARNING ACADEMIES
● CREDIT RECOVERY HIGH SCHOOL

● MICHIGAN CONNECTIONS ACADEMY

● RED OAK ACADEMY

● HURON ACADEMY

● MICHIGAN COLLEGIATE

● JOY PREPARATORY ACADEMY

● BRIDGE ACADEMY

DETROIT

● PITTSFIELD ACRES ACADEMY


● HOPE OF DETROIT ACADEMY

● CLARA B. FORD ACADEMY

● VOYAGEUR ACADEMY

● NEW BEDFORD ACADEMY

Academy Boards of Directors



Battle Creek Montessori Academy

Elizabeth Turner, President

Keona Ackley

Derrick Freeman

Lisa Hahn

Benton Harbor Charter School Academy

Glenda Bell, President

Jean Nesbitt

Betty Mason

Terri May

Renee Harris

Blended Learning Academies Credit Recovery High School

Marcus Kirkpatrick, President

William Jaconette

Amy Hovey

Darin Southworth

Louis Schiavone III

Bridge Academy

Jamal Aljahmi, President

Aladdin Nahsal

Toyab Al-Bari

Fahmi Husain

Hamzeh Obaid

Clara B. Ford Academy

Jeanna Martens, President

Jennifer Simmons

Sister Janice Rushman

Lisa Sasaki

Creative Technologies Academy

Anthony Domico, President

Shanielle Rypma

William Treman

Michael Tawney

Austin Hilyer

James Comden

Cynthia Patin

Hope Academy of West Michigan

Barth Roberts, President

Todd Medendorp

Bernard Ayoola

Mark Brouwer

Michelle Eddie

Hope of Detroit Academy

Thomas Rys, President

Roslyn Love

James Krol

Joe Gappy

Dr. Kimberly Farrow

Tina McCullar

Huron Academy

Dr. Jeffrey Duchene, President

Colleen Dickey

Katherine Colombo

James Perna

Suzan Karadsheh

Alicia Jeffreys

Ramzi Twal

Joy Preparatory Academy

Dr. Alfred Cobbs, President

Debryl Ector

Antoinette Reid

April Green

Grover McCants

Lighthouse Academy

Peter VanGelderren, President

Todd Penning

Aaron Toffoli

Angela Bunn

Erica Galat

Dr. Brenda King

Marshall Academy

Kasey Morris, President

Sean Washington

Patti Cornwell

Grace Noyola

Parker Arnold

Michigan Collegiate

Mary Carpenter, President

Charisse Vaunado

Keira Driskell

Gilda Ponder

Michigan Connections Academy

Linda Frost, President

Adam Vahratian

Todd Terry

Frederick Fendt

Randy Zylstra

Muskegon Montessori Academy for Environmental Change

Judith Kell, President

John Taylor
Lenore Wieschowski
Michelle Eisenbarth
Jack Kennedy
Janda VanDyke

New Bedford Academy

Timothy Rothman, President

Gary Walentowski
Karen Moore
Tiffany Glenn
Josh Stump

Northridge Academy

Dr. James Shelley, President

Charles Winfrey
Cecilia Miller-Sims
Arthur Evans
Craig Simpson
Juanita Lightfoot

Pittsfield Acres Academy

Douglas Abbott, President

Nadeem Shaukat
Amal Awad
Amjed Oudeif
Ahmad Alkhatib

Red Oak Academy

Assma Khatib, President

Victor Finch
Bassam Gobah
Hassan Karim


Voyageur Academy

Curtis Wade, President

Minika Benning
Anita Gibbs
Barbara Smith
Robert Redmer
Dale Williams
Laura Benedict



Ferris State University Portfolio Highlights



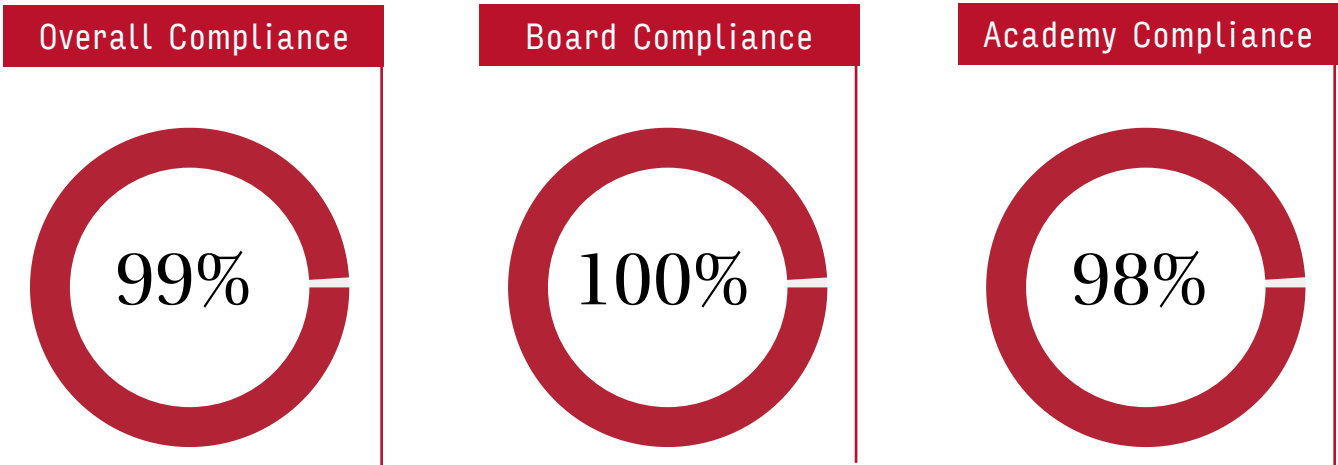
Numbers to Note

Chartered Public School Academies.....	19
Campuses.....	28
Students.....	9,451
Academy Board Members.....	110
Number of Years Served by Academy Board Members.....	958
Teachers.....	566
Administrators.....	43
Non-teaching Staff.....	580
Substitutes.....	107
Total Employees at FSU-Academies.....	1,146
Portfolio Compliance Percentage.....	99%


Operations

Charter Contract Compliance

Overall on-time compliance record, in addition to the Board and Academy’s compliance breakdown.



Finance



Ferris Authorized Schools 2023-2024 Combined Totals



Revenue

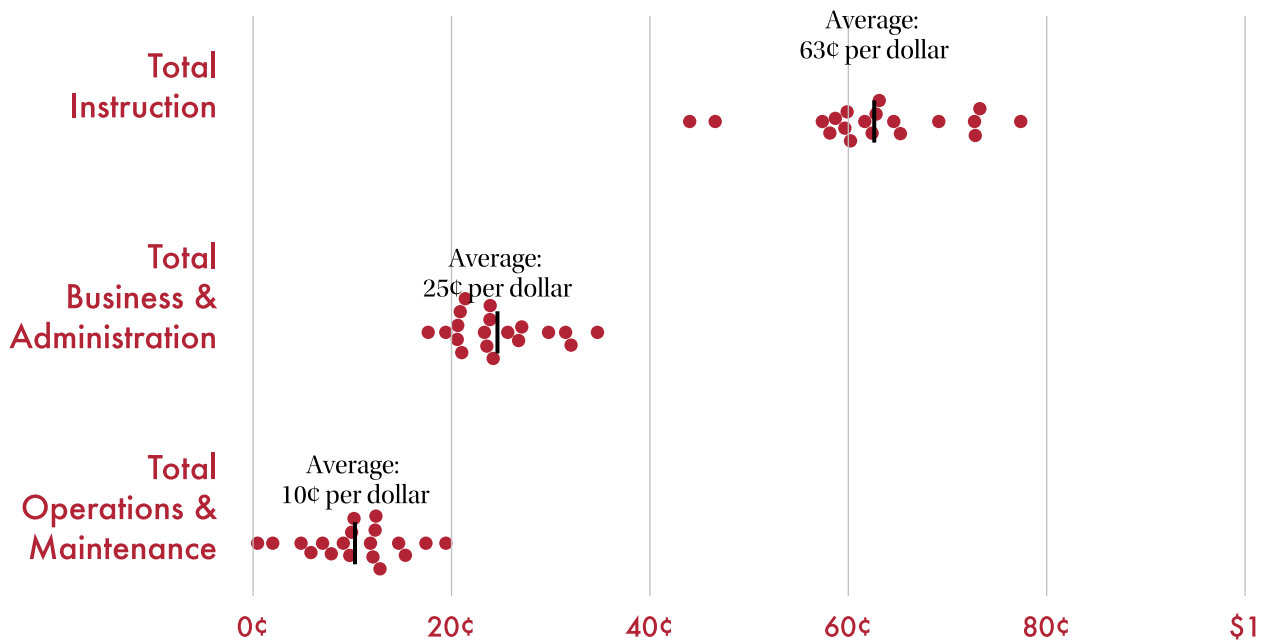
\$133,689,739



Expenditures

\$111,711,584

Academy Expenditures per Dollar



Per Row: 1 Dot = 1 Academy


Notes:

Audited public 2023-24 financial data will be available via MiSchoolData.org in or around February.

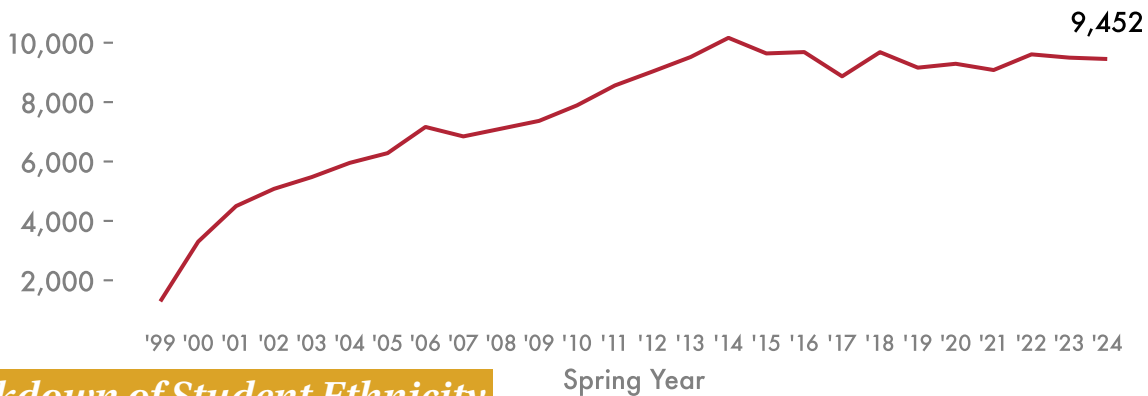
Revenue is general fund, excluding fund modifications.

Expenditures are from "Total Current Operating Expenditures".

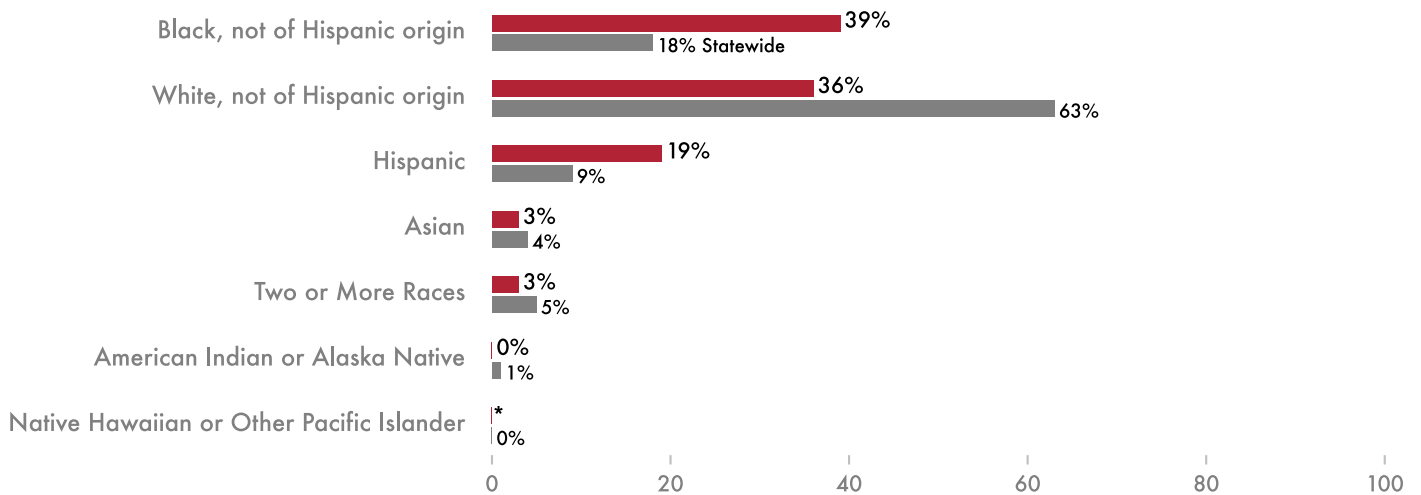
Expenditures per Dollar use "Total Current Operating Expenditures" for the denominator.



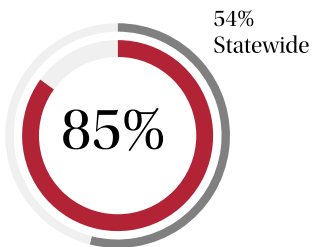
Student Enrollment Over Time



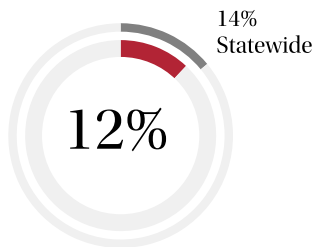
Breakdown of Student Ethnicity



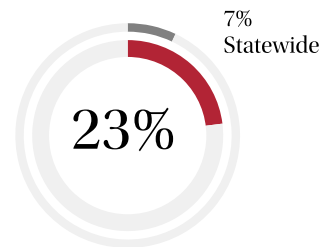
Students who Qualify for Free & Reduced Price Lunch



Students who Qualify for Special Education Services



Students identified as English Language Learners (ELL)



*FERPA: Data repressed due to less than 10 records.



Academy *Profiles*



BATTLE CREEK MONTESSORI ACADEMY

399 20TH STREET N, SPRINGFIELD, MI 49037

BATTLECREEKMONTESSORI.COM



MISSION

Battle Creek Montessori Academy educates students through Montessori methods and character development leading to intellectual curiosity and academic excellence, developing children who are self-reliant, peaceful, embrace diversity, and contribute meaningfully to their community.

SCHOOL LEADER:

Ryan Culey (PreK-8)

GRADES SERVED:

PreK-8

YEAR OPENED:

2013

CURRENT CHARTER CONTRACT TERM:

2023-2028

EDUCATIONAL SERVICE PROVIDER:

Choice Schools Associates, LLC

RESIDENT DISTRICT:

Battle Creek Public Schools

2022-23 TOTAL REVENUE:

\$2,533,831 (General Fund)

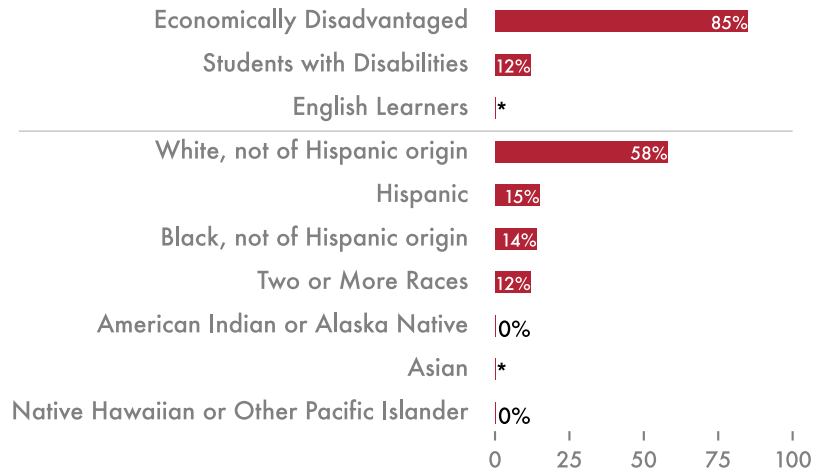
2022-23 TOTAL EXPENDITURES:

\$1,922,585 (minus "Remaining Expenditures")

2022-23 FUND BALANCE:

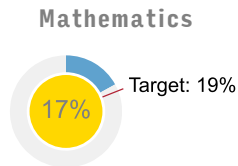
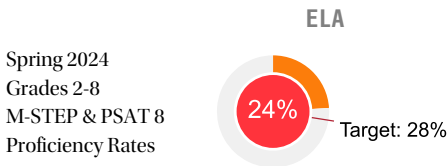
\$1,032,792 (All Funds)

SUBGROUPS AND ETHNICITIES

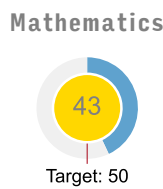
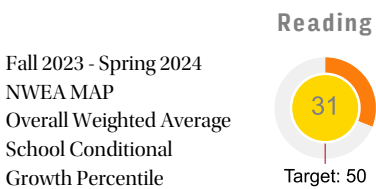


ACADEMIC GROWTH AND ACHIEVEMENT

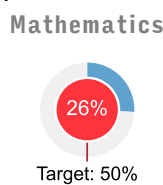
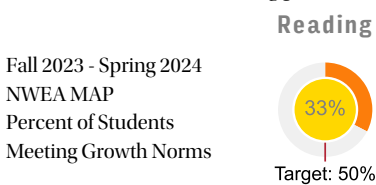
Are students making sufficient yearly academic growth to increase proficiency?



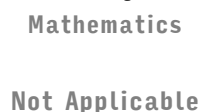

Are students making expected annual growth compared to their peers?



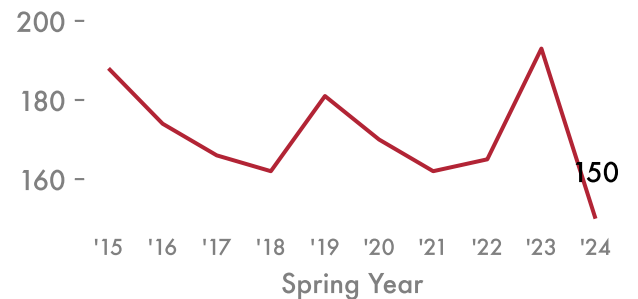
Are students achieving proficiency on a nationally normed assessment?



Are students making sufficient academic growth to achieve proficiency?

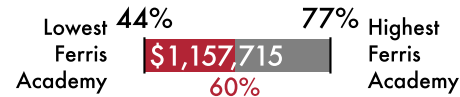


ENROLLMENT BY YEAR

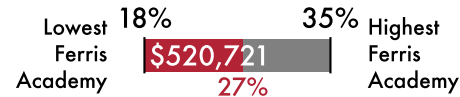


ACADEMY SPENDING As a Percent of Total Expenditures

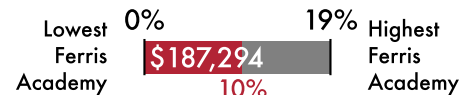
INSTRUCTION



BUSINESS & ADMINISTRATION



OPERATIONS & MAINTENANCE



BOARD DATA

MEETINGS:

Regular Held: 10
Regular Not Held: 1
Special Held: 0

AVERAGE ATTENDANCE: 82%

BOARD VACANCIES: 0

CHARTER CONTRACT COMPLIANCE

Overall: 100%
Board: 100%
Academy: 100%

*FERPA: Data repressed due to less than 10 records.



BENTON HARBOR CHARTER SCHOOL ACADEMY

455 RIVERVIEW DRIVE, BENTON HARBOR, MI 49022 | BENTONHARBORCHARTER.COM



MISSION

To prepare and inspire every child to face the challenges and seize opportunities in their journey to greatness as reflected in the core values.

PRINCIPAL:

Ashley Smith (PreK-8)

ASSISTANT PRINCIPAL:

Kendra Zichterman (PreK-8)

GRADES SERVED:

PreK-8

YEAR OPENED:

2000

CURRENT CHARTER CONTRACT TERM:

2024-2027

EDUCATIONAL SERVICE PROVIDER:

Choice Schools Associates, LLC

RESIDENT DISTRICT:

Benton Harbor Area Schools

2022-23 TOTAL REVENUE:

\$6,245,236 (General Fund)


2022-23 TOTAL EXPENDITURES:

\$5,360,932 (minus "Remaining Expenditures")

2022-23 FUND BALANCE:

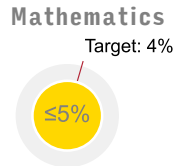
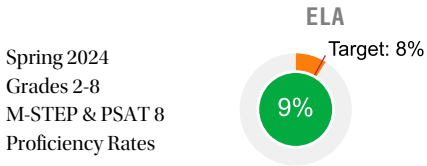
\$1,274,369 (All Funds)

SUBGROUPS AND ETHNICITIES

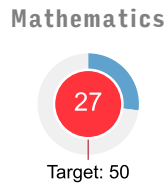
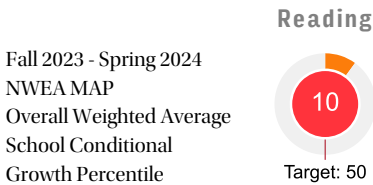


ACADEMIC GROWTH AND ACHIEVEMENT

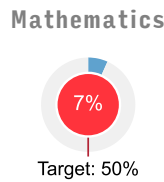
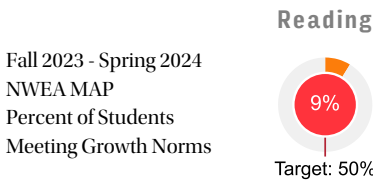
Are students making sufficient yearly academic growth to increase proficiency?



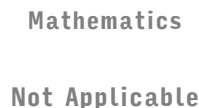
Are students making expected annual growth compared to their peers?



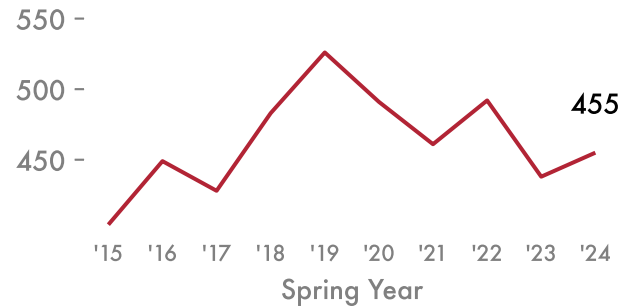
Are students achieving proficiency on a nationally normed assessment?



Are students making sufficient academic growth to achieve proficiency?

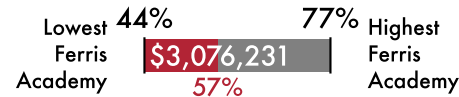


ENROLLMENT BY YEAR

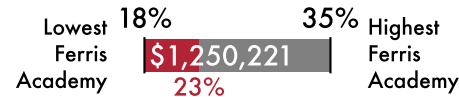


ACADEMY SPENDING As a Percent of Total Expenditures

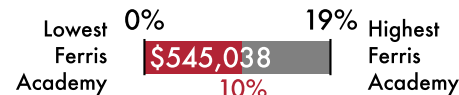
INSTRUCTION



BUSINESS & ADMINISTRATION



OPERATIONS & MAINTENANCE



BOARD DATA

MEETINGS:

Regular Held: 7
Regular Not Held: 4
Special Held: 2

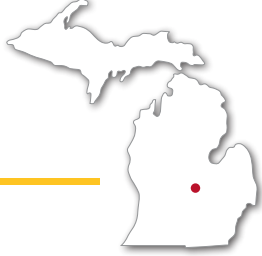
AVERAGE ATTENDANCE:
89%

BOARD VACANCIES:
0

CHARTER CONTRACT COMPLIANCE

Overall: 100%
Board: 100%
Academy: 100%

*FERPA: Data repressed due to less than 10 records.



BLENDED LEARNING ACADEMIES CREDIT RECOVERY HIGH SCHOOL

1754 E CLARK ROAD, LANSING, MI 48906
 30246 PLYMOUTH RD, LIVONIA, MI 48150
 BLENDEDLEARNINGACADEMIES.ORG



MISSION

Blended Learning Academies supports the emotional and academic strengths of 9-12 grade students in an educational environment that encourages all student to meet or exceed their intellectual and personal potential.

SCHOOL LEADER: DIRECTOR OF SCHOOL SERVICES:

Greg Morris (9-12) Kate Travis (9-12)

GRADES SERVED:

9-12

YEAR OPENED:

2014

CURRENT CHARTER CONTRACT TERM:

2024-2029

EDUCATIONAL SERVICE PROVIDER:

ITS Education Management Group, LLC

RESIDENT DISTRICT:

Lansing Public School District

2022-23 TOTAL REVENUE:

\$2,047,990 (General Fund)


2022-23 TOTAL EXPENDITURES:

\$1,629,978 (minus "Remaining Expenditures")

2022-23 FUND BALANCE:

\$1,216,719 (All Funds)

SUBGROUPS AND ETHNICITIES



ACADEMIC GROWTH AND ACHIEVEMENT

Are students making sufficient yearly academic growth to increase proficiency?

	ELA	Mathematics
Spring 2024 Grades 2-8 M-STEP & PSAT 8 Proficiency Rates	Not Applicable	Not Applicable

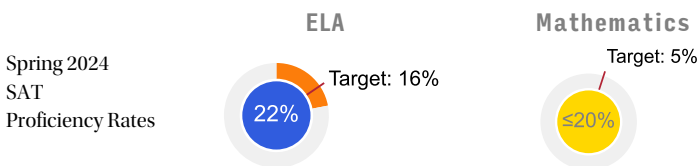
Are students making expected annual growth compared to their peers?

	Reading	Mathematics
Fall 2023 - Spring 2024 NWEA MAP Overall Weighted Average School Conditional Growth Percentile	Not Applicable	Not Applicable

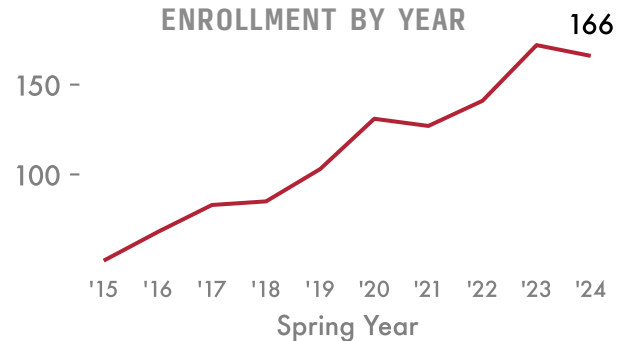
Are students achieving proficiency on a nationally normed assessment?

	Reading	Mathematics
Fall 2023 - Spring 2024 NWEA MAP Percent of Students Meeting Growth Norms	Not Applicable	Not Applicable

Are students making sufficient academic growth to achieve proficiency?



ENROLLMENT BY YEAR



ACADEMY SPENDING As a Percent of Total Expenditures

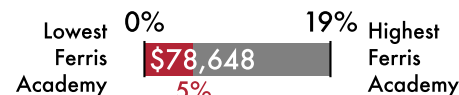
INSTRUCTION



BUSINESS & ADMINISTRATION



OPERATIONS & MAINTENANCE



BOARD DATA

MEETINGS:

Regular Held: 9
 Regular Not Held: 2
 Special Held: 1

AVERAGE ATTENDANCE:
 66%

BOARD VACANCIES:

0

CHARTER CONTRACT COMPLIANCE

Overall: 100%
 Board: 100%
 Academy: 100%

*FERPA: Data repressed due to less than 10 records.



BRIDGE ACADEMY

9600 BUFFALO STREET, HAMTRAMCK, MI 48212 | BRIDGEEAST.GEEACADEMIES.NET

3105 CARPENTER ROAD, DETROIT, MI 48212 | BRIDGEWEST.GEEACADEMIES.NET

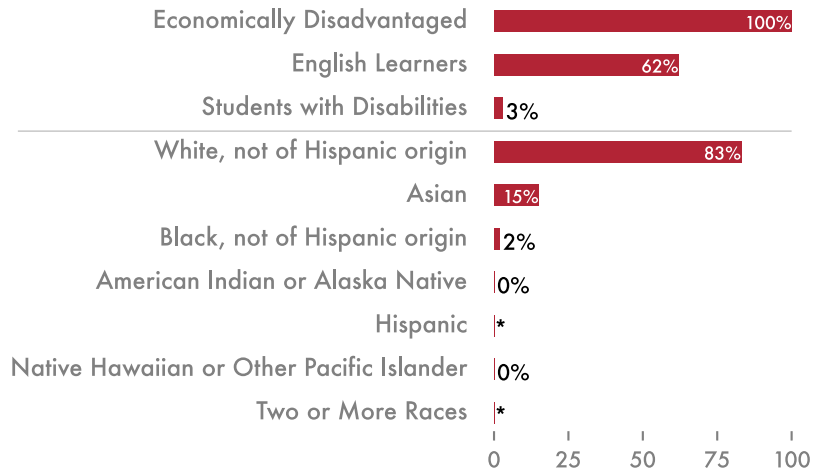


MISSION

To promote lifelong learning by nurturing academic excellence, positive character, and appreciation of cultures.

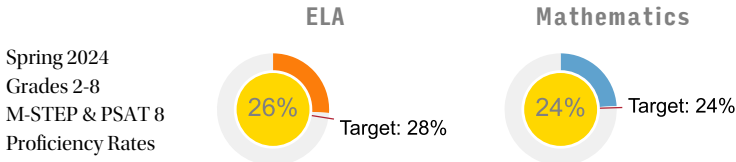
PRINCIPAL: Raihan Akther (6-8) | **DIRECTOR OF K-12/VIRTUAL LEARNING:** Shawn Robson (9-12)
GRADES SERVED: PreK-12 | **PRINCIPAL:** Mohand Jadallah (PreK-5)
YEAR OPENED: 2004
CURRENT CHARTER CONTRACT TERM: 2020-2027
EDUCATIONAL SERVICE PROVIDER: Global Educational Excellence
RESIDENT DISTRICT: Hamtramck School District
2022-23 TOTAL REVENUE: \$20,526,668 (General Fund)
2022-23 TOTAL EXPENDITURES: \$16,097,483 (minus "Remaining Expenditures")
2022-23 FUND BALANCE: \$2,228,845 (All Funds)

SUBGROUPS AND ETHNICITIES

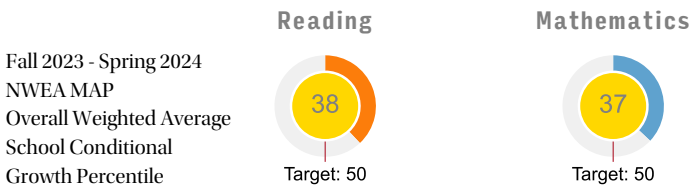


ACADEMIC GROWTH AND ACHIEVEMENT

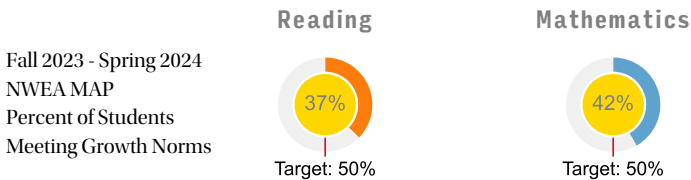
Are students making sufficient yearly academic growth to increase proficiency?



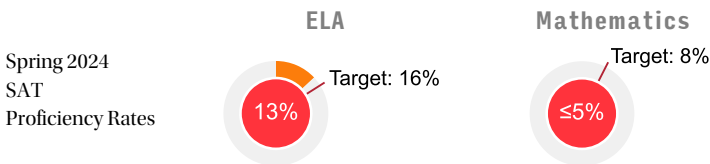
Are students making expected annual growth compared to their peers?



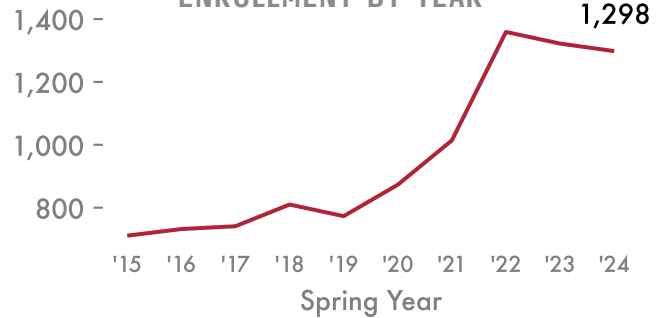
Are students achieving proficiency on a nationally normed assessment?



Are students making sufficient academic growth to achieve proficiency?



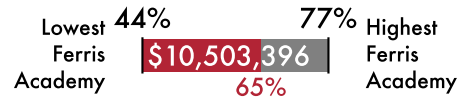
ENROLLMENT BY YEAR



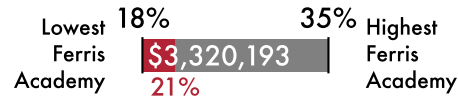
ACADEMY SPENDING

As a Percent of Total Expenditures

INSTRUCTION



BUSINESS & ADMINISTRATION



OPERATIONS & MAINTENANCE



BOARD DATA

MEETINGS:
 Regular Held: 9
 Regular Not Held: 3
 Special Held: 3
AVERAGE ATTENDANCE:
 75%

BOARD VACANCIES:
 0

CHARTER CONTRACT COMPLIANCE
 Overall: 100%
 Board: 100%
 Academy: 100%

*FERPA: Data repressed due to less than 10 records.



CLARA B. FORD ACADEMY

20651 WEST WARREN STREET, DEARBORN HEIGHTS, MI 48127
CBFACADEMY.COM



MISSION

Clara B. Ford Academy's mission is to engage our students in a safe, innovative learning environment within Southeast Michigan that will enable them to function as contributing adults.

PRINCIPAL:

Michael Patterson (5-12)

GRADES SERVED:

5-12

YEAR OPENED:

2007

CURRENT CHARTER CONTRACT TERM:

2022-2027

EDUCATIONAL SERVICE PROVIDER:

CS Partners

RESIDENT DISTRICT:

Dearborn City School District

2022-23 TOTAL REVENUE:

\$1,828,035 (General Fund)


2022-23 TOTAL EXPENDITURES:

\$1,684,972 (minus "Remaining Expenditures")

2022-23 FUND BALANCE:

\$804,920 (All Funds)

SUBGROUPS AND ETHNICITIES



ACADEMIC GROWTH AND ACHIEVEMENT

Are students making sufficient yearly academic growth to increase proficiency?

	ELA	Mathematics
Spring 2024 Grades 2-8 M-STEP & PSAT 8 Proficiency Rates	Not Applicable	Not Applicable

Are students making expected annual growth compared to their peers?

	Reading	Mathematics
Fall 2023 - Spring 2024 NWEA MAP Overall Weighted Average School Conditional Growth Percentile	Not Applicable	Not Applicable

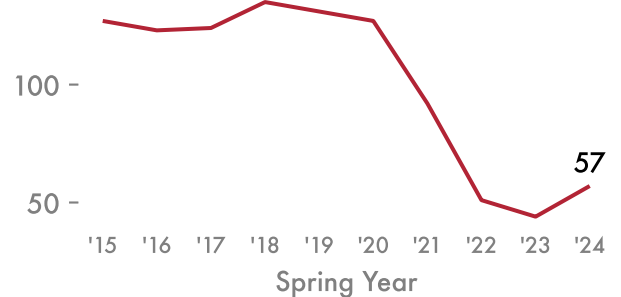
Are students achieving proficiency on a nationally normed assessment?

	Reading	Mathematics
Fall 2023 - Spring 2024 NWEA MAP Percent of Students Meeting Growth Norms	Not Applicable	Not Applicable

Are students making sufficient academic growth to achieve proficiency?

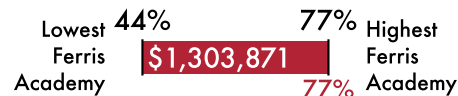
	ELA	Mathematics
Spring 2024 SAT Proficiency Rates	Not Applicable	Not Applicable

ENROLLMENT BY YEAR

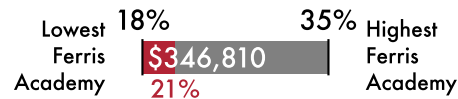


ACADEMY SPENDING As a Percent of Total Expenditures

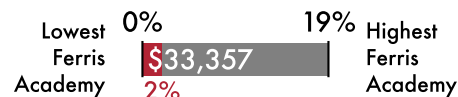
INSTRUCTION



BUSINESS & ADMINISTRATION



OPERATIONS & MAINTENANCE



BOARD DATA

MEETINGS:

Regular Held: 10
Regular Not Held: 0
Special Held: 0

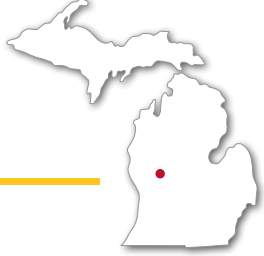
AVERAGE ATTENDANCE:
82%

BOARD VACANCIES:
1

CHARTER CONTRACT COMPLIANCE

Overall: 100%
Board: 100%
Academy: 100%

*FERPA: Data repressed due to less than 10 records.



CREATIVE TECHNOLOGIES ACADEMY

350 PINE STREET, CEDAR SPRINGS, MI 49319
CTACHARGERS.ORG



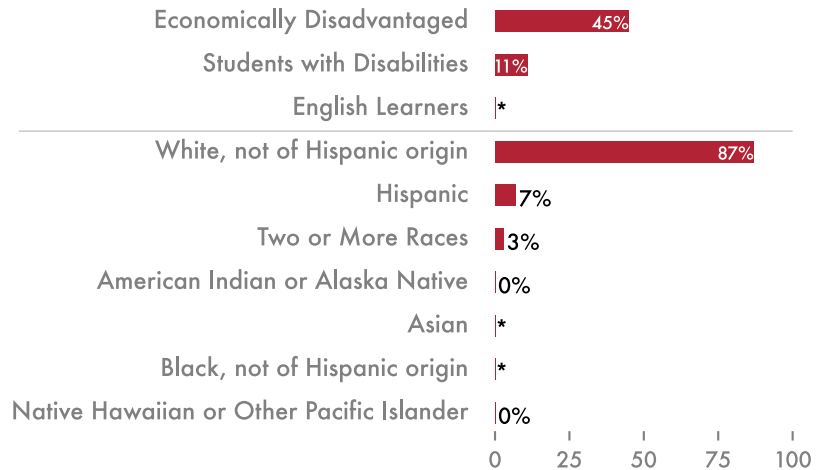
MISSION

Creative Technologies Academy is a Preschool through grade 12 community of learners committed to changing our world by developing students in character, scholarship, and leadership.

SECONDARY PRINCIPAL: Jenny Bangma (7-12)
GRADES SERVED: K-12
YEAR OPENED: 1998
CURRENT CHARTER CONTRACT TERM: 2019-2026
EDUCATIONAL SERVICE PROVIDER: Self-Managed
RESIDENT DISTRICT: Cedar Springs Public Schools
2022-23 TOTAL REVENUE: \$4,689,540 (General Fund)
2022-23 TOTAL EXPENDITURES: \$4,236,956 (minus "Remaining Expenditures")
2022-23 FUND BALANCE: (\$1,062,881) (All Funds)

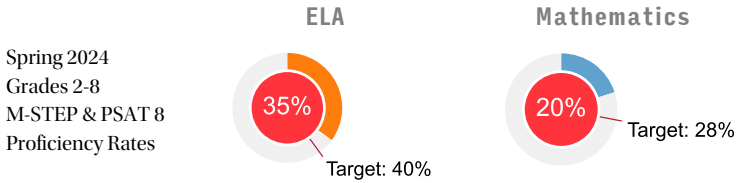
SUPERINTENDENT: Autumn Mattson (K-12)
ELEMENTARY PRINCIPAL: Kate Bialkowski (K-6)

SUBGROUPS AND ETHNICITIES

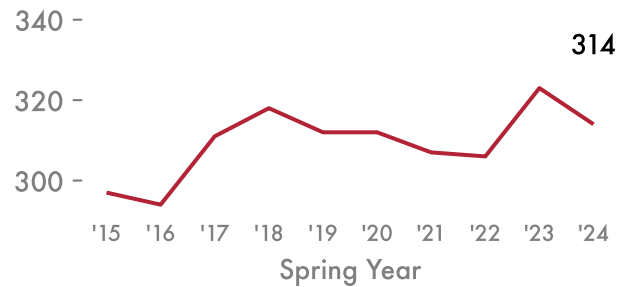


ACADEMIC GROWTH AND ACHIEVEMENT

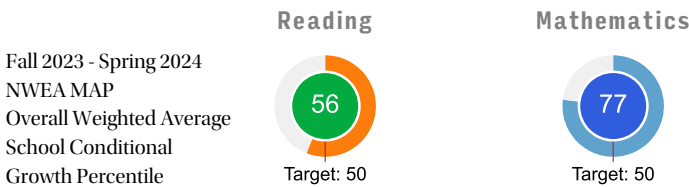
Are students making sufficient yearly academic growth to increase proficiency?



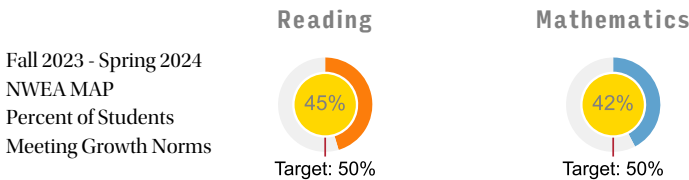
ENROLLMENT BY YEAR



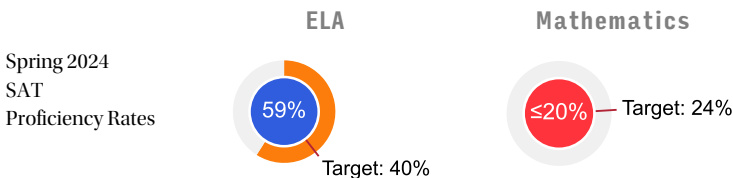
Are students making expected annual growth compared to their peers?



Are students achieving proficiency on a nationally normed assessment?

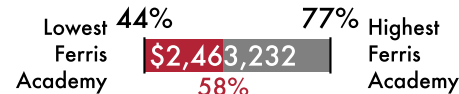


Are students making sufficient academic growth to achieve proficiency?



ACADEMY SPENDING As a Percent of Total Expenditures

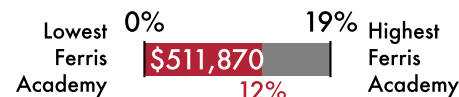
INSTRUCTION



BUSINESS & ADMINISTRATION



OPERATIONS & MAINTENANCE



BOARD DATA

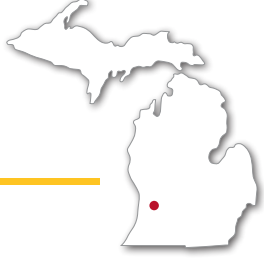
MEETINGS:
 Regular Held: 10
 Regular Not Held: 0
 Special Held: 1

AVERAGE ATTENDANCE:
 86%

BOARD VACANCIES:
 0

CHARTER CONTRACT COMPLIANCE
 Overall: 100%
 Board: 100%
 Academy: 100%

*FERPA: Data repressed due to less than 10 records.



HOPE ACADEMY OF WEST MICHIGAN

240 BROWN STREET SE, GRAND RAPIDS, MI 49507
HOPEACADEMYWM.ORG



MISSION

Hope Academy of West Michigan is a safe place for students to grow and achieve academic success.

PRINCIPAL:

Dr. Arthur Garner (PreK-13)

GRADES SERVED:

PreK-12

YEAR OPENED:

2011

CURRENT CHARTER CONTRACT TERM:

2022-2027

EDUCATIONAL SERVICE PROVIDER:

Integrity Educational Services of Grand Rapids

RESIDENT DISTRICT:

Grand Rapids Public Schools

2022-23 TOTAL REVENUE:

\$5,657,185 (General Fund)

2022-23 TOTAL EXPENDITURES:

\$4,901,594 (minus "Remaining Expenditures")

2022-23 FUND BALANCE:

\$2,070,654 (All Funds)

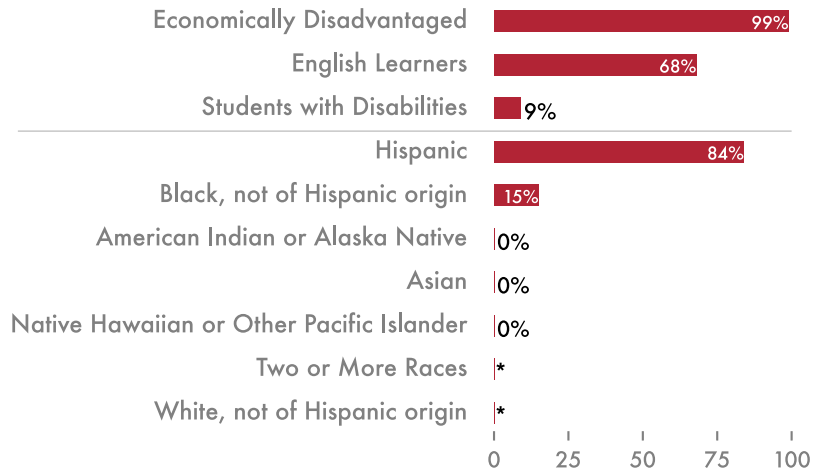
SUPERINTENDENT:

Dr. Heidi Cate (PreK-13)

ASSISTANT PRINCIPAL:

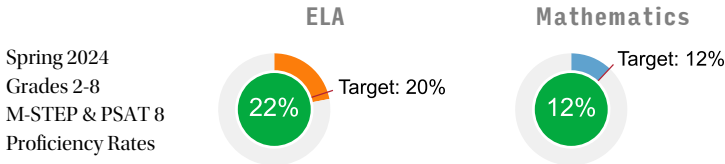
Joshua Barnhart (PreK-13)

SUBGROUPS AND ETHNICITIES



ACADEMIC GROWTH AND ACHIEVEMENT

Are students making sufficient yearly academic growth to increase proficiency?



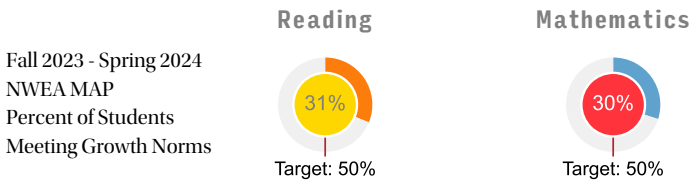
Spring 2024
Grades 2-8
M-STEP & PSAT 8
Proficiency Rates

Are students making expected annual growth compared to their peers?



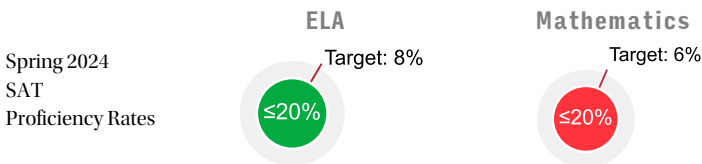
Fall 2023 - Spring 2024
NWEA MAP
Overall Weighted Average
School Conditional
Growth Percentile

Are students achieving proficiency on a nationally normed assessment?



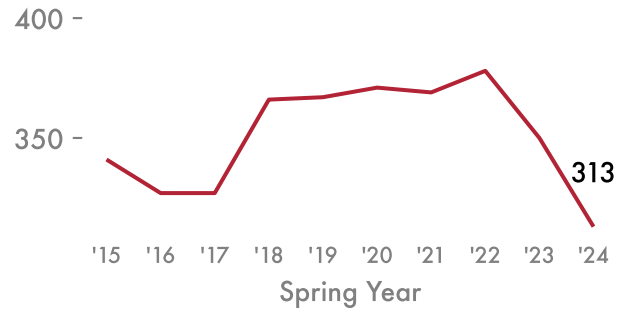
Fall 2023 - Spring 2024
NWEA MAP
Percent of Students
Meeting Growth Norms

Are students making sufficient academic growth to achieve proficiency?



Spring 2024
SAT
Proficiency Rates

ENROLLMENT BY YEAR



ACADEMY SPENDING As a Percent of Total Expenditures

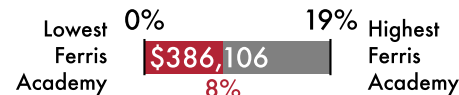
INSTRUCTION



BUSINESS & ADMINISTRATION



OPERATIONS & MAINTENANCE



BOARD DATA

MEETINGS:
Regular Held: 8
Regular Not Held: 1
Special Held: 5

AVERAGE ATTENDANCE:
90%

BOARD VACANCIES:
2

CHARTER CONTRACT COMPLIANCE
Overall: 100%
Board: 100%
Academy: 100%

*FERPA: Data repressed due to less than 10 records.



HOPE OF DETROIT ACADEMY

4443 NORTH CAMPBELL STREET, DETROIT, MI 48210
4444 35TH STREET, DETROIT, MI 48210
HOPEOFDETROIT.COM



MISSION

It is the mission of Hope of Detroit Academy to promote a multi-cultural community of learners who strive for excellence, determination, and achievement through college and/or vocational education.

SUPERINTENDENT/PRINCIPAL: Ali Abdel (K-12)
ASSISTANT PRINCIPAL: Nichole Markusic (K-4)

GRADES SERVED: K-12
ASSISTANT PRINCIPAL: Tracy Durandetto (5-12)

YEAR OPENED: 1999

CURRENT CHARTER CONTRACT TERM: 2024-2029

EDUCATIONAL SERVICE PROVIDER: The Leona Group

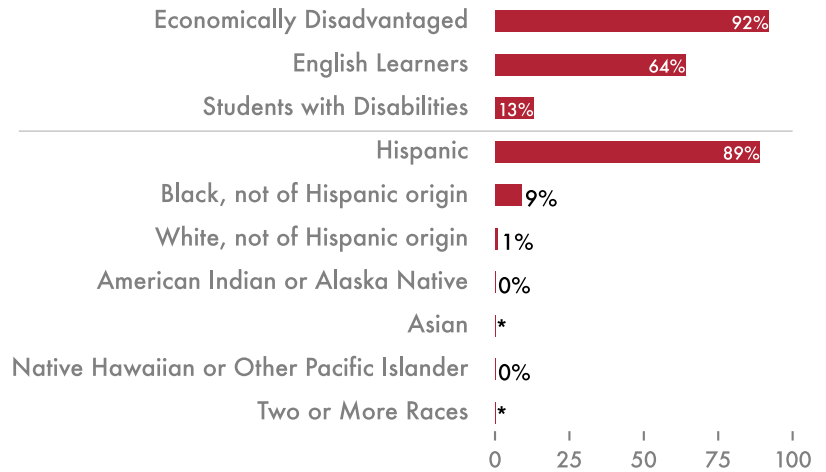
RESIDENT DISTRICT: Detroit Public Schools Community District

2022-23 TOTAL REVENUE: \$13,703,390 (General Fund)

2022-23 TOTAL EXPENDITURES: \$10,739,325 (minus "Remaining Expenditures")

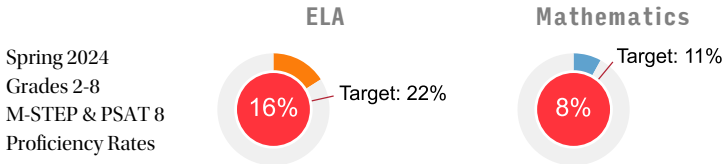
2022-23 FUND BALANCE: \$5,369,680 (All Funds)

SUBGROUPS AND ETHNICITIES



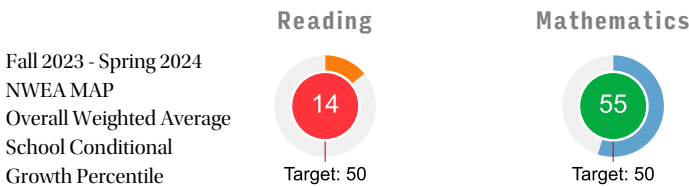
ACADEMIC GROWTH AND ACHIEVEMENT

Are students making sufficient yearly academic growth to increase proficiency?



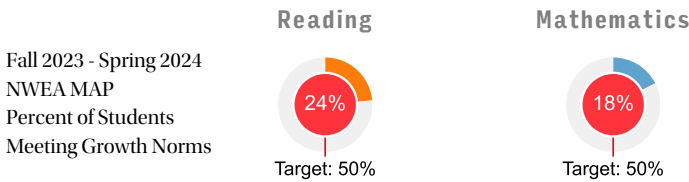
Spring 2024
Grades 2-8
M-STEP & PSAT 8
Proficiency Rates

Are students making expected annual growth compared to their peers?



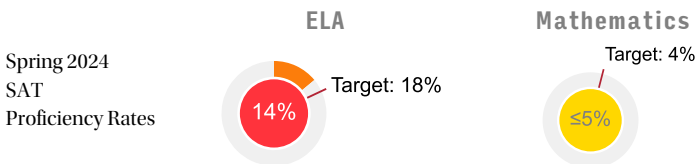
Fall 2023 - Spring 2024
NWEA MAP
Overall Weighted Average
School Conditional
Growth Percentile

Are students achieving proficiency on a nationally normed assessment?



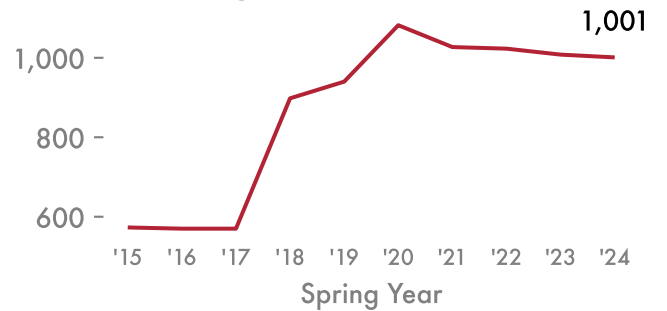
Fall 2023 - Spring 2024
NWEA MAP
Percent of Students
Meeting Growth Norms

Are students making sufficient academic growth to achieve proficiency?



Spring 2024
SAT
Proficiency Rates

ENROLLMENT BY YEAR

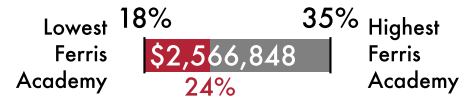


ACADEMY SPENDING As a Percent of Total Expenditures

INSTRUCTION



BUSINESS & ADMINISTRATION



OPERATIONS & MAINTENANCE



BOARD DATA

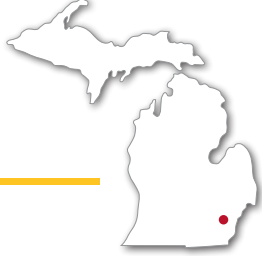
MEETINGS:
Regular Held: 9
Regular Not Held: 1
Special Held: 4

AVERAGE ATTENDANCE: 82%

BOARD VACANCIES: 1

CHARTER CONTRACT COMPLIANCE
Overall: 100%
Board: 100%
Academy: 100%

*FERPA: Data repressed due to less than 10 records.



HURON ACADEMY

36301 UTICA ROAD, CLINTON TOWNSHIP, MI 48035
 11401 METROPOLITAN PKWY, STERLING HEIGHTS, MI 48312
 HURONACADEMY.ORG



MISSION

Huron Academy's mission is to be a leader in the areas of academic excellence and safety, while developing the character of our students.

SUPERINTENDENT/PRINCIPAL:

Joshua Sobczak (PreK-8)

GRADES SERVED:

PreK-8

YEAR OPENED:

1999

CURRENT CHARTER CONTRACT TERM:

2023-2030

EDUCATIONAL SERVICE PROVIDER:

CS Partners

RESIDENT DISTRICT:

Utica Community Schools

2022-23 TOTAL REVENUE:

\$8,299,222 (General Fund)

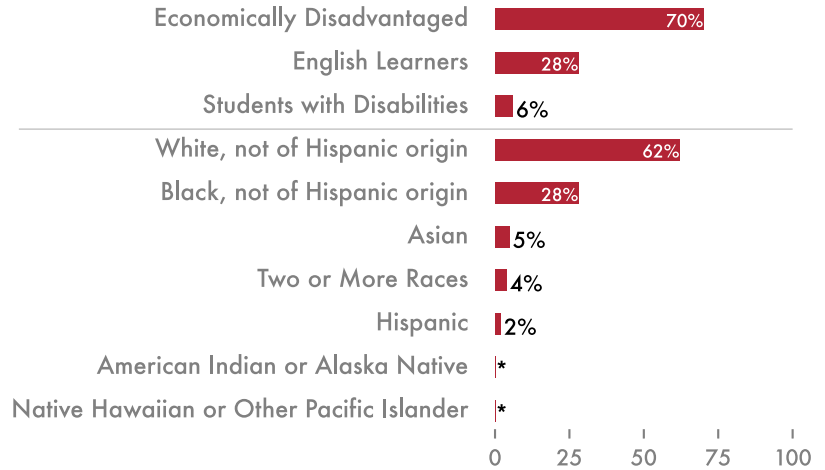
2022-23 TOTAL EXPENDITURES:

\$6,783,157 (minus "Remaining Expenditures")

2022-23 FUND BALANCE:

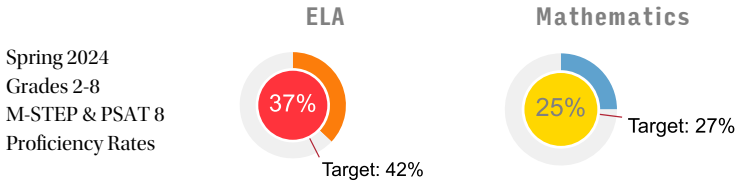
\$3,478,550 (All Funds)

SUBGROUPS AND ETHNICITIES



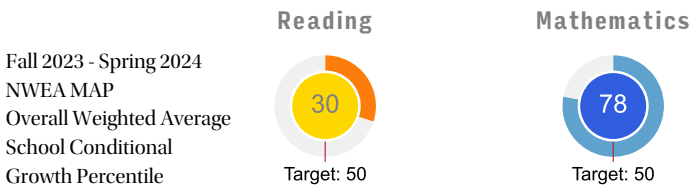
ACADEMIC GROWTH AND ACHIEVEMENT

Are students making sufficient yearly academic growth to increase proficiency?



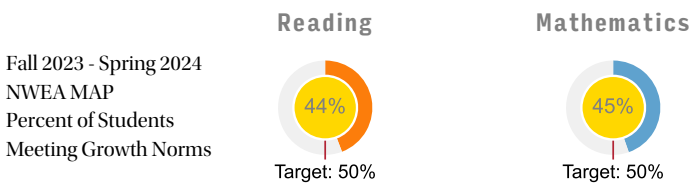
Spring 2024
 Grades 2-8
 M-STEP & PSAT 8
 Proficiency Rates

Are students making expected annual growth compared to their peers?



Fall 2023 - Spring 2024
 NWEA MAP
 Overall Weighted Average
 School Conditional
 Growth Percentile

Are students achieving proficiency on a nationally normed assessment?



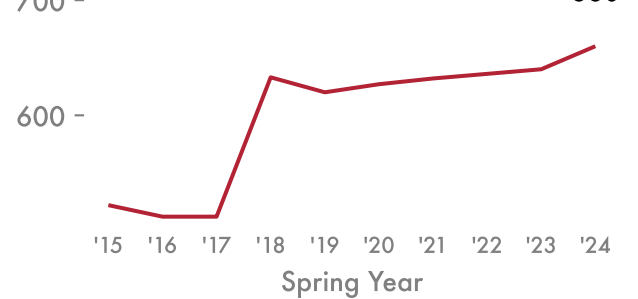
Fall 2023 - Spring 2024
 NWEA MAP
 Percent of Students
 Meeting Growth Norms

Are students making sufficient academic growth to achieve proficiency?



Spring 2024
 SAT
 Proficiency Rates

ENROLLMENT BY YEAR

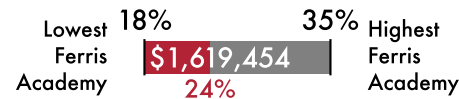


ACADEMY SPENDING As a Percent of Total Expenditures

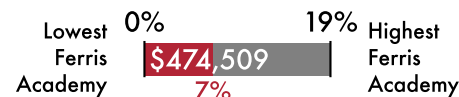
INSTRUCTION



BUSINESS & ADMINISTRATION



OPERATIONS & MAINTENANCE



BOARD DATA

MEETINGS:
 Regular Held: 10
 Regular Not Held: 0
 Special Held: 1

AVERAGE ATTENDANCE:
 79%

BOARD VACANCIES:
 0

CHARTER CONTRACT COMPLIANCE
 Overall: 100%
 Board: 100%
 Academy: 100%

*FERPA: Data repressed due to less than 10 records.



JOY PREPARATORY ACADEMY

15055 DEXTER AVENUE, DETROIT, MI 48238
JOYPREP.COM



MISSION

JPA will educate children safely, vigorously and competitively, creating success in a global society.

SCHOOL LEADER:

Adasina Philyaw (PreK-8)

GRADES SERVED:

PreK-8

YEAR OPENED:

1999

CURRENT CHARTER CONTRACT TERM:

2023-2028

EDUCATIONAL SERVICE PROVIDER:

The Leona Group

RESIDENT DISTRICT:

Detroit Public Schools Community District

2022-23 TOTAL REVENUE:

\$3,338,684 (General Fund)

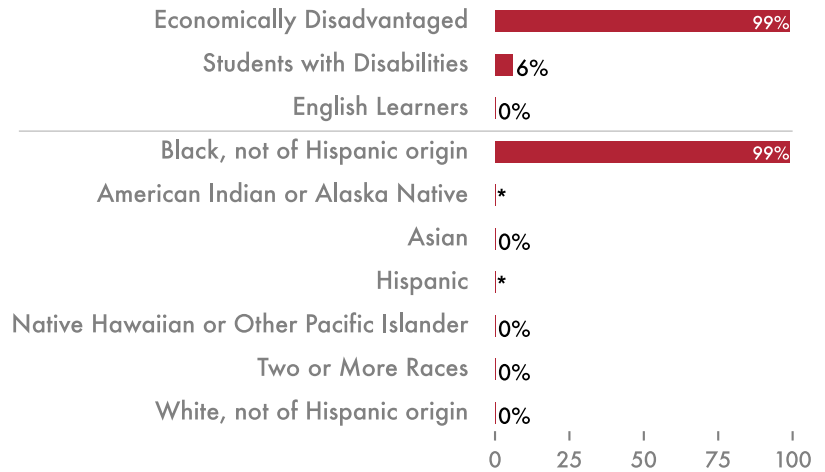
2022-23 TOTAL EXPENDITURES:

\$3,264,013 (minus "Remaining Expenditures")

2022-23 FUND BALANCE:

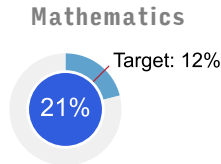
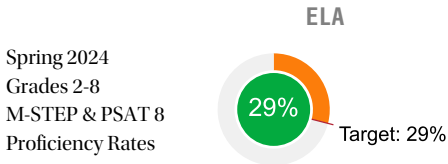
\$966,023 (All Funds)

SUBGROUPS AND ETHNICITIES

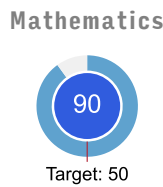
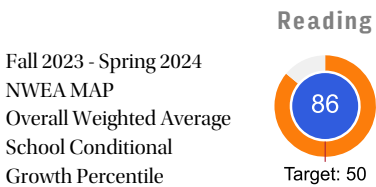


ACADEMIC GROWTH AND ACHIEVEMENT

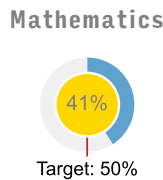
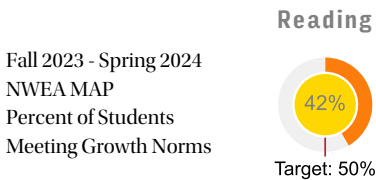
Are students making sufficient yearly academic growth to increase proficiency?



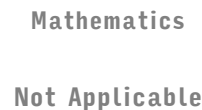
Are students making expected annual growth compared to their peers?



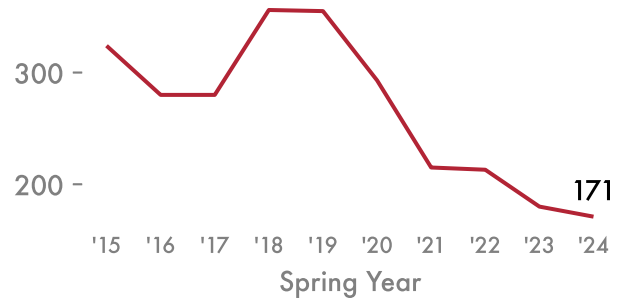
Are students achieving proficiency on a nationally normed assessment?



Are students making sufficient academic growth to achieve proficiency?

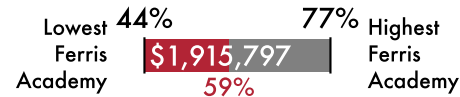


ENROLLMENT BY YEAR

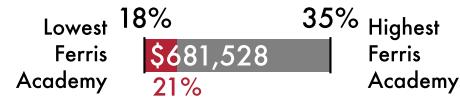


ACADEMY SPENDING As a Percent of Total Expenditures

INSTRUCTION



BUSINESS & ADMINISTRATION



OPERATIONS & MAINTENANCE



BOARD DATA

MEETINGS:

Regular Held: 7
Regular Not Held: 2
Special Held: 1

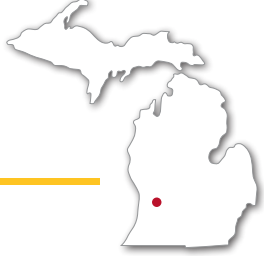
AVERAGE ATTENDANCE:
92%

BOARD VACANCIES:
0

CHARTER CONTRACT COMPLIANCE

Overall: 100%
Board: 100%
Academy: 100%

*FERPA: Data repressed due to less than 10 records.



LIGHTHOUSE ACADEMY

4507 170TH AVENUE, HERSEY, MI 49639
 3300 36TH STREET SE, GRAND RAPIDS, MI 49512
 1260 EKHART STREET NE, GRAND RAPIDS, MI 49503

703 BALL AVENUE NE, GRAND RAPIDS, MI 49503
 1501 CEDAR STREET NE, GRAND RAPIDS, MI 49503
 2355 KNAPP STREET NE, GRAND RAPIDS, MI 49505
 | LIGHHOUSEACADEMYSCHOOL.ORG

MISSION

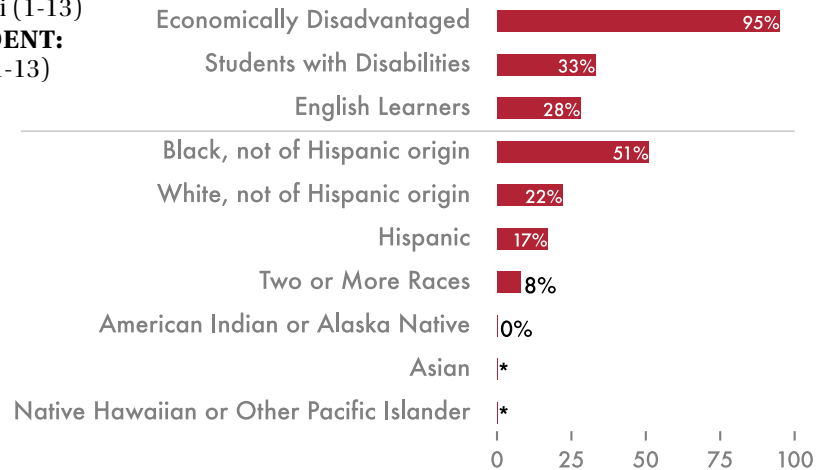
A safe harbor that provides innovative whole-child education and ensures success despite life's storms.



LIGHTHOUSE ACADEMY

ASSISTANT SUPERINTENDENT: Stacey Martinez (1-13)
ASSISTANT SUPERINTENDENT: Lucas Yax (1-13)
GRADES SERVED: 1-13
PRINCIPAL: Ronda Dyer (1-13)
PRINCIPAL: Matt P. Milanowski (1-13)
YEAR OPENED: 2008
SUPERINTENDENT: Dr. Heidi Cate (1-13)
CURRENT CHARTER CONTRACT TERM: 2018-2025
EDUCATIONAL SERVICE PROVIDER: Integrity Educational Services of Grand Rapids
RESIDENT DISTRICT: Kentwood Public Schools
2022-23 TOTAL REVENUE: \$8,155,764 (General Fund)
2022-23 TOTAL EXPENDITURES: \$7,240,806 (minus "Remaining Expenditures")
2022-23 FUND BALANCE: \$3,339,988 (All Funds)

SUBGROUPS AND ETHNICITIES



ACADEMIC GROWTH AND ACHIEVEMENT

Are students making sufficient yearly academic growth to increase proficiency?

	ELA	Mathematics
Spring 2024 Grades 2-8 M-STEP & PSAT 8 Proficiency Rates	Not Applicable	Not Applicable

Are students making expected annual growth compared to their peers?

	Reading	Mathematics
Fall 2023 - Spring 2024 NWEA MAP Overall Weighted Average School Conditional Growth Percentile	Not Applicable	Not Applicable

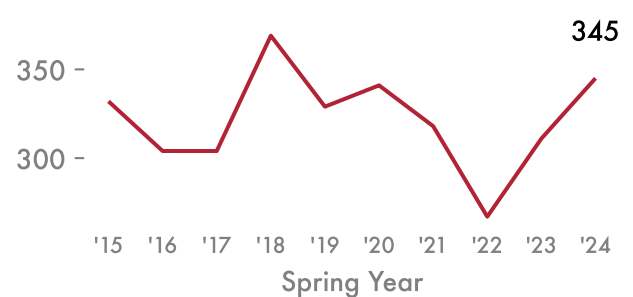
Are students achieving proficiency on a nationally normed assessment?

	Reading	Mathematics
Fall 2023 - Spring 2024 NWEA MAP Percent of Students Meeting Growth Norms	Not Applicable	Not Applicable

Are students making sufficient academic growth to achieve proficiency?

	ELA	Mathematics
Spring 2024 SAT Proficiency Rates	Not Applicable	Not Applicable

ENROLLMENT BY YEAR



ACADEMY SPENDING As a Percent of Total Expenditures

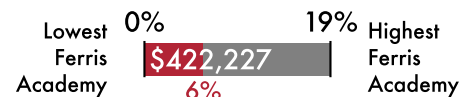
INSTRUCTION



BUSINESS & ADMINISTRATION



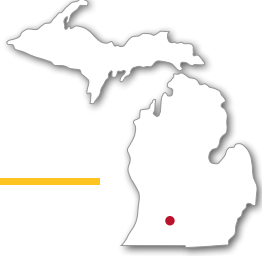
OPERATIONS & MAINTENANCE



BOARD DATA

MEETINGS:
 Regular Held: 11
 Regular Not Held: 0
 Special Held: 1
AVERAGE ATTENDANCE:
 85%
BOARD VACANCIES:
 0
CHARTER CONTRACT COMPLIANCE
 Overall: 100%
 Board: 100%
 Academy: 100%

*FERPA: Data repressed due to less than 10 records.



MARSHALL ACADEMY

18203 HOMER ROAD, MARSHALL, MI 49068
MARSHALLACADEMY.ORG



Marshall Academy

MISSION

As members of the Marshall Academy community, we pledge our best efforts to create and maintain a disciplined learning environment based upon traditional moral values, while assuring mastery of the classic fundamentals of learning and challenging our students to excel in their given talents.

DIRECTOR:

Leslie Katz (K-13)

GRADES SERVED:

K-12

YEAR OPENED:

2000

CURRENT CHARTER CONTRACT TERM:

2024-2031

EDUCATIONAL SERVICE PROVIDER:

Midwest Management Group, Inc.

RESIDENT DISTRICT:

Marshall Public Schools

2022-23 TOTAL REVENUE:

\$3,383,372 (General Fund)


2022-23 TOTAL EXPENDITURES:

\$2,612,501 (minus "Remaining Expenditures")

2022-23 FUND BALANCE:

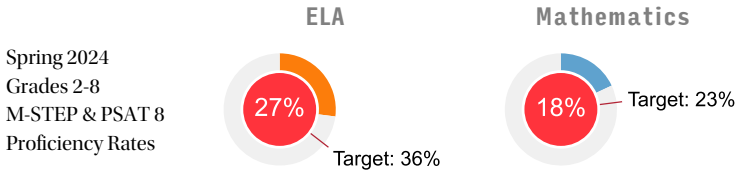
\$963,100 (All Funds)

SUBGROUPS AND ETHNICITIES



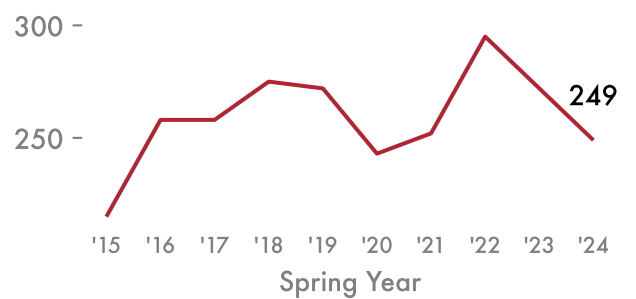
ACADEMIC GROWTH AND ACHIEVEMENT

Are students making sufficient yearly academic growth to increase proficiency?

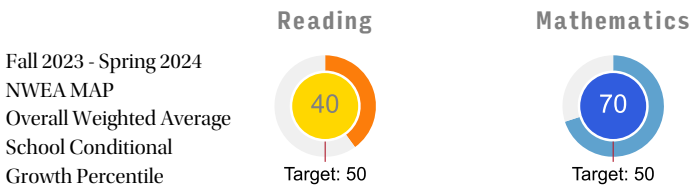


Spring 2024
Grades 2-8
M-STEP & PSAT 8
Proficiency Rates

ENROLLMENT BY YEAR

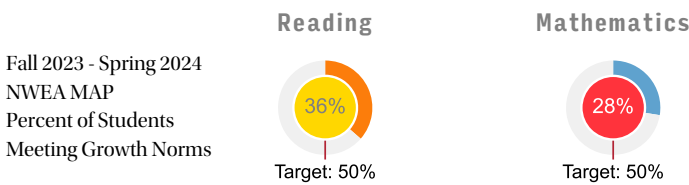


Are students making expected annual growth compared to their peers?




Fall 2023 - Spring 2024
NWEA MAP
Overall Weighted Average
School Conditional
Growth Percentile

Are students achieving proficiency on a nationally normed assessment?



Fall 2023 - Spring 2024
NWEA MAP
Percent of Students
Meeting Growth Norms

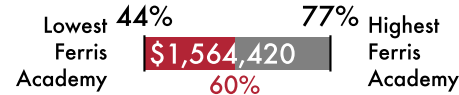
Are students making sufficient academic growth to achieve proficiency?



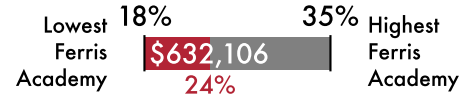
Spring 2024
SAT
Proficiency Rates

ACADEMY SPENDING As a Percent of Total Expenditures

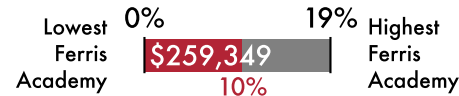
INSTRUCTION



BUSINESS & ADMINISTRATION



OPERATIONS & MAINTENANCE



BOARD DATA

MEETINGS:
Regular Held: 11
Regular Not Held: 0
Special Held: 6

AVERAGE ATTENDANCE:
80%

BOARD VACANCIES:
0

CHARTER CONTRACT COMPLIANCE
Overall: 95%
Board: 100%
Academy: 90%

*FERPA: Data repressed due to less than 10 records.



MICHIGAN COLLEGIATE

31300 RYAN ROAD, WARREN, MI 48092
MICHCOL.ORG



**MICHIGAN
COLLEGIATE**

MISSION

Inspire students to become lifelong learners

Create responsible citizens

Empower students to develop to their potential in a caring, supportive and diverse environment

PRINCIPAL:

Bradley Valentine (6-12)

SUPERINTENDENT:

Russel Woodruff (K-12)

GRADES SERVED:

K-12

PRINCIPAL:

Katie Jeffrey (K-5)

YEAR OPENED:

1999

CURRENT CHARTER CONTRACT TERM:

2023-2026

EDUCATIONAL SERVICE PROVIDER:

The Romine Group, Inc.

RESIDENT DISTRICT:

Roseville Community Schools

2022-23 TOTAL REVENUE:

\$10,941,212 (General Fund)


2022-23 TOTAL EXPENDITURES:

\$9,177,584 (minus "Remaining Expenditures")

2022-23 FUND BALANCE:

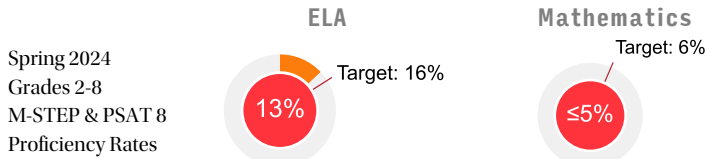
\$4,127,813 (All Funds)

SUBGROUPS AND ETHNICITIES

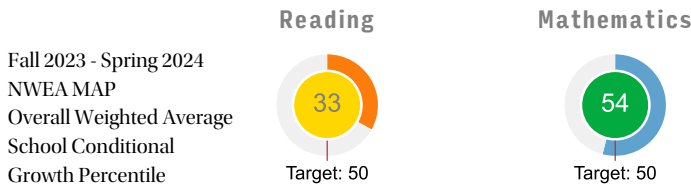


ACADEMIC GROWTH AND ACHIEVEMENT

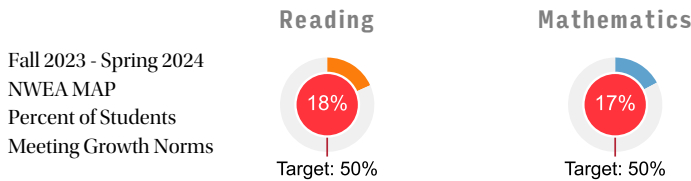
Are students making sufficient yearly academic growth to increase proficiency?



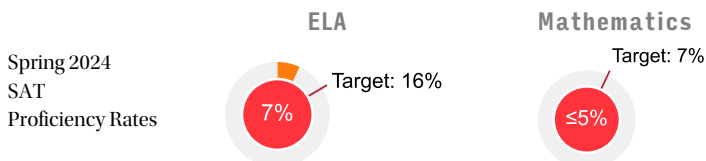
Are students making expected annual growth compared to their peers?



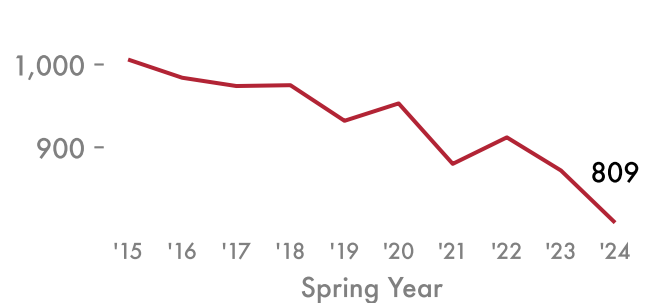
Are students achieving proficiency on a nationally normed assessment?



Are students making sufficient academic growth to achieve proficiency?

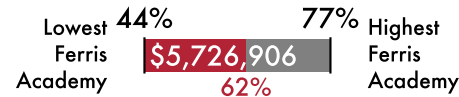


ENROLLMENT BY YEAR



ACADEMY SPENDING As a Percent of Total Expenditures

INSTRUCTION



BUSINESS & ADMINISTRATION



OPERATIONS & MAINTENANCE



BOARD DATA

MEETINGS:

Regular Held: 10
Regular Not Held: 0
Special Held: 0

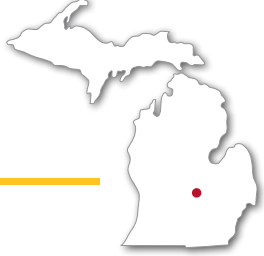
AVERAGE ATTENDANCE:
89%

BOARD VACANCIES:
0

CHARTER CONTRACT COMPLIANCE

Overall: 100%
Board: 100%
Academy: 100%

*FERPA: Data repressed due to less than 10 records.



MICHIGAN CONNECTIONS ACADEMY

3950 HERITAGE AVENUE, OKEMOS, MI 48864

CONNECTIONSACADEMY.COM/MICHIGAN-VIRTUAL-SCHOOL

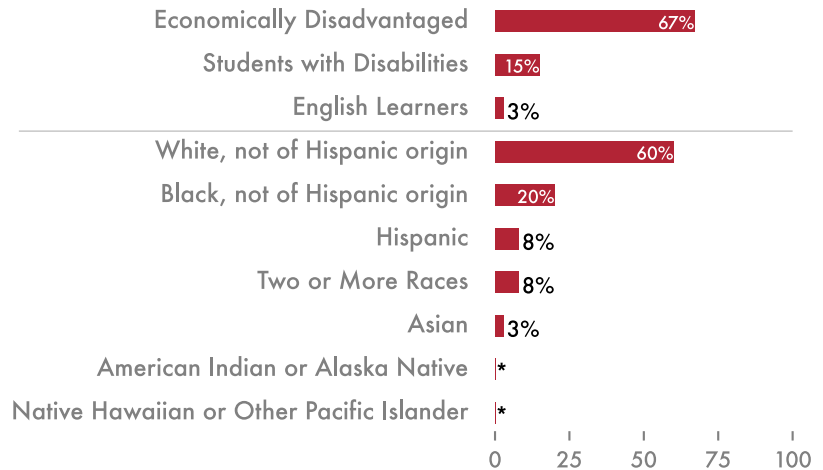


MISSION

Our mission is to help each student maximize his or her potential and meet the highest performance standards. We are a high-quality, high-tech "school without walls" that brings out the best in every student.

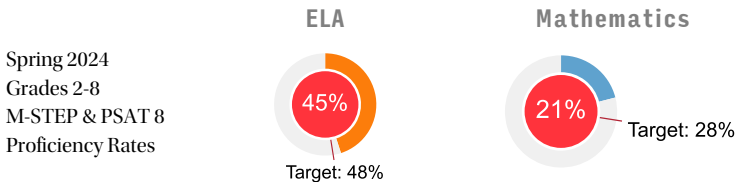
SUPERINTENDENT: Bryan Klochack (K-12)
PRINCIPAL: Kim Roberts (K-5)
GRADES SERVED: K-12
PRINCIPAL: Kyle Luft (6-12)
YEAR OPENED: 2010
CURRENT CHARTER CONTRACT TERM: 2018-2025
EDUCATIONAL SERVICE PROVIDER: Connections Education, LLC
RESIDENT DISTRICT: Okemos Public Schools
2022-23 TOTAL REVENUE: \$18,572,628 (General Fund)
2022-23 TOTAL EXPENDITURES: \$17,004,920 (minus "Remaining Expenditures")
2022-23 FUND BALANCE: \$8,225,275 (All Funds)

SUBGROUPS AND ETHNICITIES

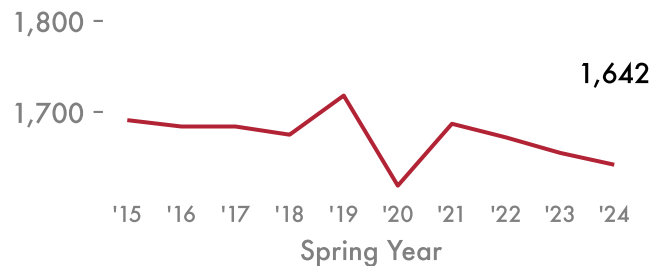


ACADEMIC GROWTH AND ACHIEVEMENT

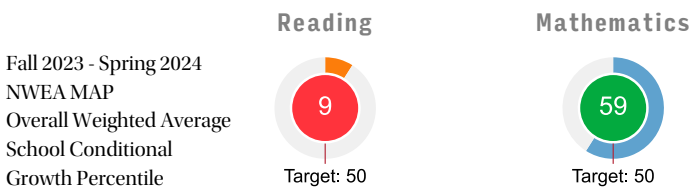
Are students making sufficient yearly academic growth to increase proficiency?



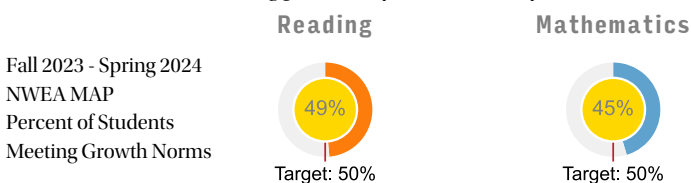
ENROLLMENT BY YEAR



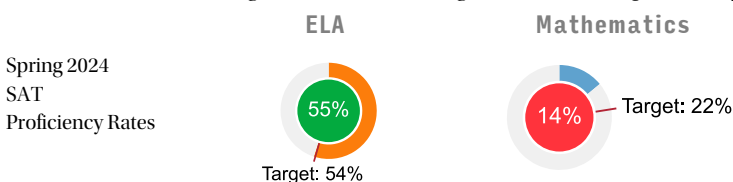
Are students making expected annual growth compared to their peers?



Are students achieving proficiency on a nationally normed assessment?



Are students making sufficient academic growth to achieve proficiency?

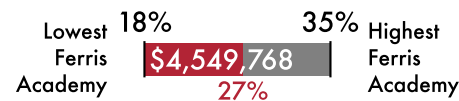


ACADEMY SPENDING As a Percent of Total Expenditures


INSTRUCTION



BUSINESS & ADMINISTRATION



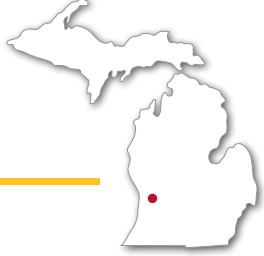
OPERATIONS & MAINTENANCE



BOARD DATA

MEETINGS:
 Regular Held: 8
 Regular Not Held: 1
 Special Held: 1
AVERAGE ATTENDANCE:
 73%
BOARD VACANCIES:
 0
CHARTER CONTRACT COMPLIANCE
 Overall: 95%
 Board: 100%
 Academy: 90%

*FERPA: Data repressed due to less than 10 records.



MUSKEGON MONTESSORI ACADEMY FOR ENVIRONMENTAL CHANGE

2950 MCCRACKEN STREET, NORTON SHORES, MI 49441
 MUSKEGONMONTESSORIIACADEMY.COM



MISSION

The mission of Muskegon Montessori Academy for Environmental Change is to prepare students to be academically and environmentally excellent for sustained success in a global economy. The Academy will sharpen critical thinking skills of its students and through learning that remains relevant, active, environmentally focused, and globally mindful.

AREA SUPERINTENDENT: Ali DuBois (PreK-8)
SCHOOL LEADER: Brad Coon (PreK-8)

GRADES SERVED: PreK-8

YEAR OPENED: 2013

CURRENT CHARTER CONTRACT TERM: 2023-2030

EDUCATIONAL SERVICE PROVIDER: Choice Schools Associates, LLC

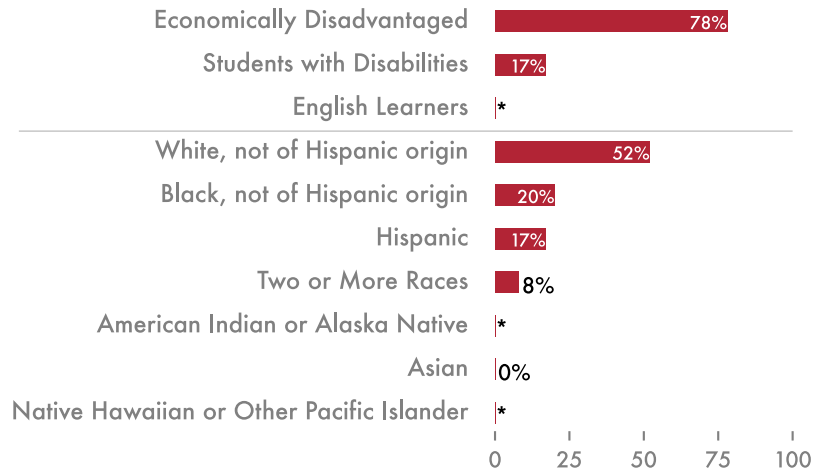
RESIDENT DISTRICT: Mona Shores Public School District

2022-23 TOTAL REVENUE: \$2,134,914 (General Fund)

2022-23 TOTAL EXPENDITURES: \$1,754,778 (minus "Remaining Expenditures")

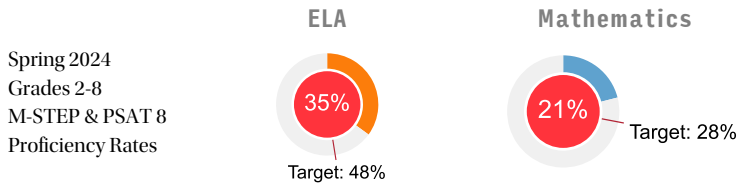
2022-23 FUND BALANCE: \$985,447 (All Funds)

SUBGROUPS AND ETHNICITIES

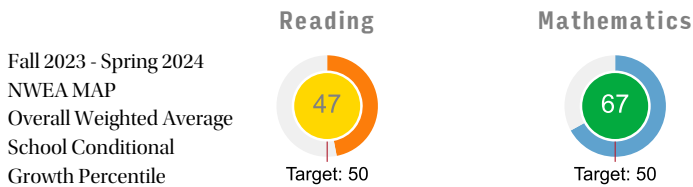


ACADEMIC GROWTH AND ACHIEVEMENT

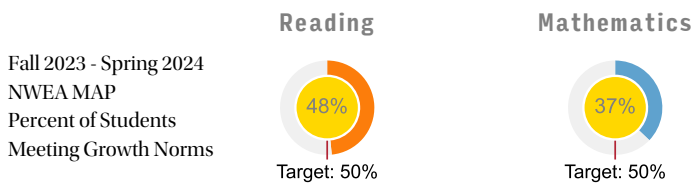
Are students making sufficient yearly academic growth to increase proficiency?




Are students making expected annual growth compared to their peers?



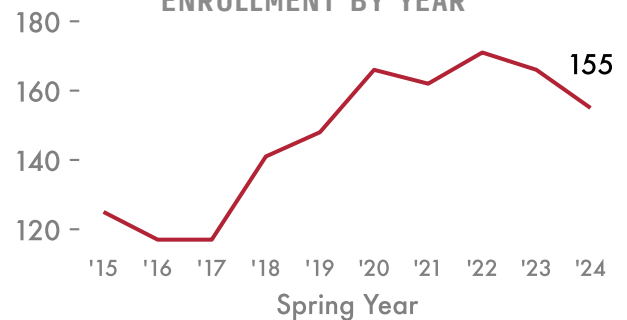
Are students achieving proficiency on a nationally normed assessment?



Are students making sufficient academic growth to achieve proficiency?

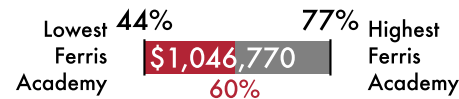


ENROLLMENT BY YEAR

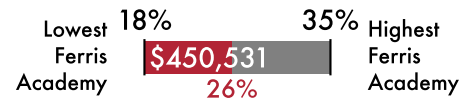


ACADEMY SPENDING As a Percent of Total Expenditures

INSTRUCTION



BUSINESS & ADMINISTRATION



OPERATIONS & MAINTENANCE



BOARD DATA

MEETINGS:
 Regular Held: 10
 Regular Not Held: 0
 Special Held: 0

AVERAGE ATTENDANCE: 81%

BOARD VACANCIES: 0

CHARTER CONTRACT COMPLIANCE
 Overall: 99%
 Board: 100%
 Academy: 97%

*FERPA: Data repressed due to less than 10 records.



NEW BEDFORD ACADEMY

6315 SECOR ROAD, LAMBERTVILLE, MI 48144
NEWBEDFORDACADEMY.COM



MISSION

New Bedford Academy is a fully accredited public school dedicated to providing quality education through ability based instruction in a safe and caring environment.

PRINCIPAL:

Jen Walters (K-8)

GRADES SERVED:

K-8

YEAR OPENED:

1998

CURRENT CHARTER CONTRACT TERM:

2024-2029

EDUCATIONAL SERVICE PROVIDER:

Educational Partnerships, Inc.

RESIDENT DISTRICT:

Bedford Public Schools

2022-23 TOTAL REVENUE:

\$1,261,286 (General Fund)

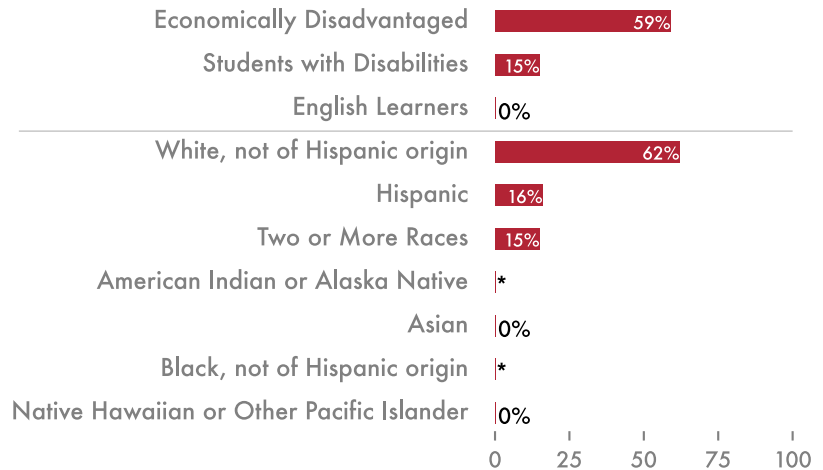
2022-23 TOTAL EXPENDITURES:

\$907,624 (minus "Remaining Expenditures")

2022-23 FUND BALANCE:

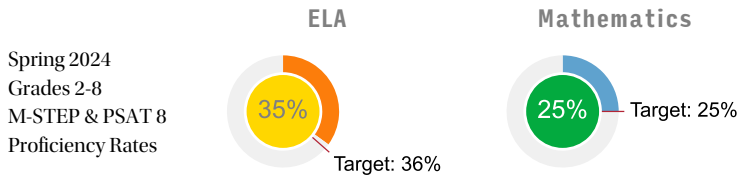
\$532,017 (All Funds)

SUBGROUPS AND ETHNICITIES



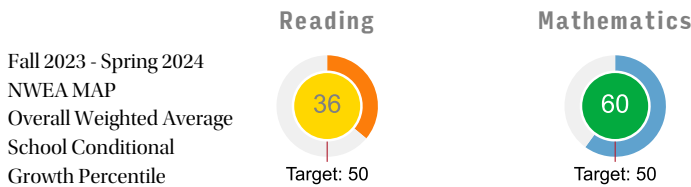
ACADEMIC GROWTH AND ACHIEVEMENT

Are students making sufficient yearly academic growth to increase proficiency?



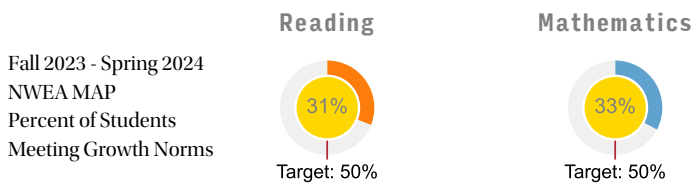
Spring 2024
Grades 2-8
M-STEP & PSAT 8
Proficiency Rates

Are students making expected annual growth compared to their peers?



Fall 2023 - Spring 2024
NWEA MAP
Overall Weighted Average
School Conditional
Growth Percentile

Are students achieving proficiency on a nationally normed assessment?



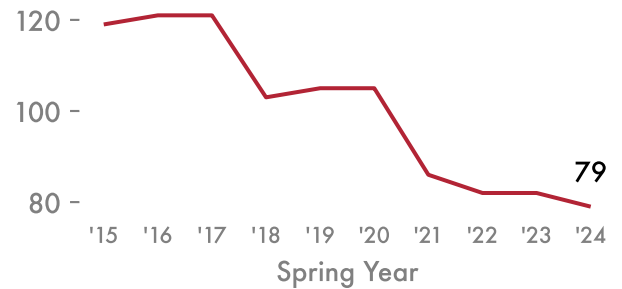
Fall 2023 - Spring 2024
NWEA MAP
Percent of Students
Meeting Growth Norms

Are students making sufficient academic growth to achieve proficiency?



Spring 2024
SAT
Proficiency Rates

ENROLLMENT BY YEAR



ACADEMY SPENDING As a Percent of Total Expenditures

INSTRUCTION



BUSINESS & ADMINISTRATION



OPERATIONS & MAINTENANCE



BOARD DATA

MEETINGS:

Regular Held: 11
Regular Not Held: 0
Special Held: 7

AVERAGE ATTENDANCE:
81%

BOARD VACANCIES:
0

CHARTER CONTRACT COMPLIANCE

Overall: 92%
Board: 100%
Academy: 83%

*FERPA: Data repressed due to less than 10 records.



NORTHRIDGE ACADEMY

4100 COLDWATER ROAD, FLINT, MI 48504
NORTHRIDGEFLINT.COM



MISSION

Northridge Academy provides learning experiences in a safe, caring, and respectful environment that is second to none. The academy will employ best practices to produce well-educated, compassionate students ready to compete in a global society.

SCHOOL LEADER:

Evelyn Hamlett (PreK-8)

GRADES SERVED:

PreK-8

YEAR OPENED:

1999

CURRENT CHARTER CONTRACT TERM:

2020-2025

EDUCATIONAL SERVICE PROVIDER:

The Leona Group

RESIDENT DISTRICT:

Westwood Heights Schools

2022-23 TOTAL REVENUE:

\$3,287,656 (General Fund)


2022-23 TOTAL EXPENDITURES:

\$2,738,074 (minus "Remaining Expenditures")

2022-23 FUND BALANCE:

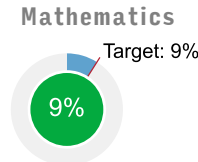
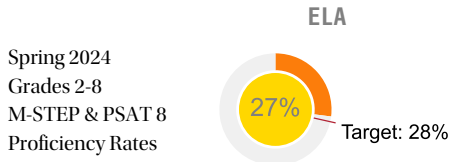
\$763,135 (All Funds)

SUBGROUPS AND ETHNICITIES

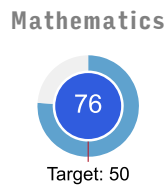
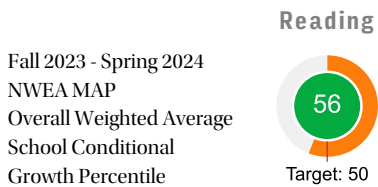


ACADEMIC GROWTH AND ACHIEVEMENT

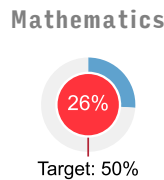
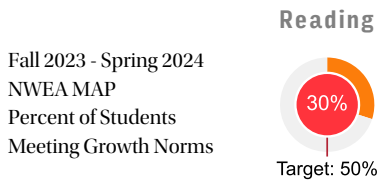
Are students making sufficient yearly academic growth to increase proficiency?



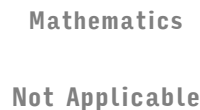
Are students making expected annual growth compared to their peers?



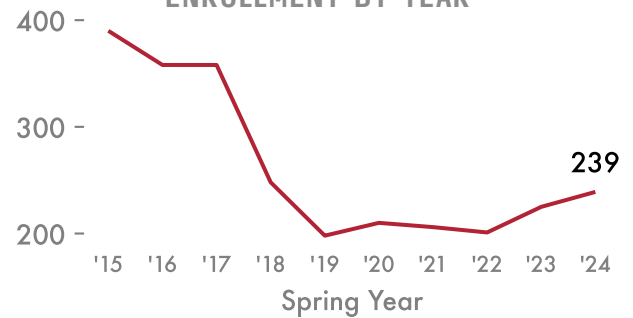
Are students achieving proficiency on a nationally normed assessment?



Are students making sufficient academic growth to achieve proficiency?

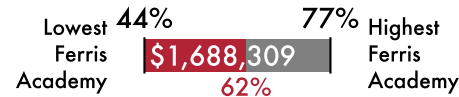


ENROLLMENT BY YEAR

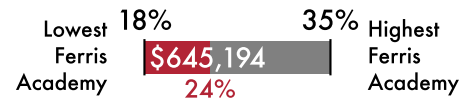


ACADEMY SPENDING As a Percent of Total Expenditures

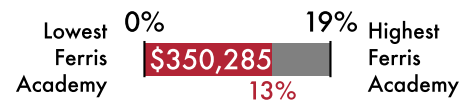
INSTRUCTION



BUSINESS & ADMINISTRATION



OPERATIONS & MAINTENANCE



BOARD DATA

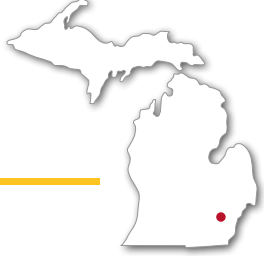
MEETINGS:
Regular Held: 10
Regular Not Held: 0
Special Held: 0

AVERAGE ATTENDANCE:
87%

BOARD VACANCIES:
1

CHARTER CONTRACT COMPLIANCE
Overall: 100%
Board: 100%
Academy: 100%

*FERPA: Data repressed due to less than 10 records.



PITTSFIELD ACRES ACADEMY

4377 TEXTILE ROAD, YPSILANTI, MI 48197
GEE-EDU.COM/SCHOOLS/PITTSFIELDACRES/INDEX



**PITTSFIELD
ACRES ACADEMY**

MISSION

To promote lifelong learning by nurturing academic excellence, positive character, and appreciation of cultures.

PRINCIPAL:

Crystal Baker (K-8)

GRADES SERVED:

K-5

YEAR OPENED:

2022

CURRENT CHARTER CONTRACT TERM:

2022-2027

EDUCATIONAL SERVICE PROVIDER:

Global Educational Excellence

RESIDENT DISTRICT:

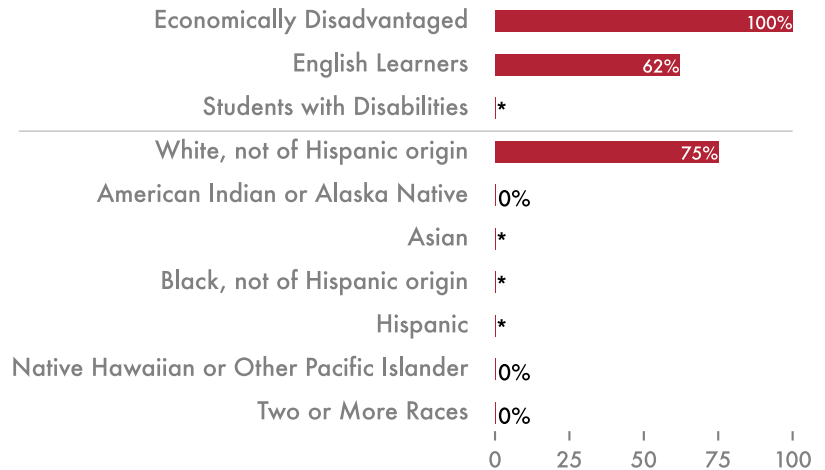
Ypsilanti Public Schools

2022-23 TOTAL REVENUE:

2022-23 TOTAL EXPENDITURES:

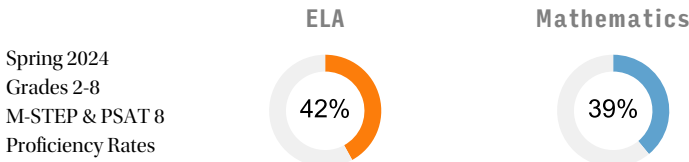
2022-23 FUND BALANCE:

SUBGROUPS AND ETHNICITIES

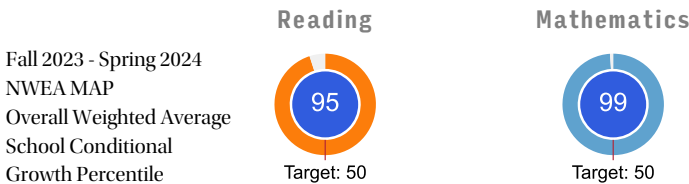


ACADEMIC GROWTH AND ACHIEVEMENT

Are students making sufficient yearly academic growth to increase proficiency?




Are students making expected annual growth compared to their peers?



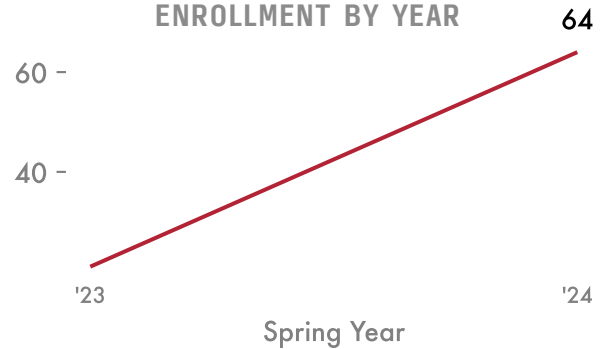
Are students achieving proficiency on a nationally normed assessment?



Are students making sufficient academic growth to achieve proficiency?



ENROLLMENT BY YEAR



ACADEMY SPENDING As a Percent of Total Expenditures

INSTRUCTION



BUSINESS & ADMINISTRATION



OPERATIONS & MAINTENANCE



BOARD DATA

MEETINGS:
Regular Held: 8
Regular Not Held: 3
Special Held: 4

AVERAGE ATTENDANCE:
68%

BOARD VACANCIES:
0

CHARTER CONTRACT COMPLIANCE
Overall: 99%
Board: 100%
Academy: 97%

*FERPA: Data repressed due to less than 10 records.



RED OAK ACADEMY

22280 EAST PRICE DRIVE, CLINTON TOWNSHIP, MI 48035
GEE-EDU.COM/SCHOOLS/REDOAK/INDEX



RED OAK ACADEMY

MISSION

To promote lifelong learning by nurturing academic excellence, positive character traits, and an appreciation of cultures.

SUBGROUPS AND ETHNICITIES

GRADES SERVED:

K-8

YEAR OPENED:

2023

CURRENT CHARTER CONTRACT TERM:

2023-2028

EDUCATIONAL SERVICE PROVIDER:

Global Educational Excellence

RESIDENT DISTRICT:

Clintondale School District

2022-23 TOTAL REVENUE:

2022-23 TOTAL EXPENDITURES:

2022-23 FUND BALANCE:

ACADEMIC GROWTH AND ACHIEVEMENT

Are students making sufficient yearly academic growth to increase proficiency?

ELA

Mathematics

Spring 2024
Grades 2-8
M-STEP & PSAT 8
Proficiency Rates

Not Applicable

Not Applicable

Are students making expected annual growth compared to their peers?

Reading

Mathematics

Fall 2023 - Spring 2024
NWEA MAP
Overall Weighted Average
School Conditional
Growth Percentile

Not Applicable

Not Applicable

Are students achieving proficiency on a nationally normed assessment?

Reading

Mathematics

Fall 2023 - Spring 2024
NWEA MAP
Percent of Students
Meeting Growth Norms

Not Applicable

Not Applicable

Are students making sufficient academic growth to achieve proficiency?

ELA

Mathematics

Spring 2024
SAT
Proficiency Rates

Not Applicable

Not Applicable

ENROLLMENT BY YEAR

ACADEMY SPENDING As a Percent of Total Expenditures

INSTRUCTION

BUSINESS & ADMINISTRATION

OPERATIONS & MAINTENANCE

BOARD DATA

MEETINGS:

Regular Held:

Regular Not Held:

Special Held:

AVERAGE ATTENDANCE:

BOARD VACANCIES:

CHARTER CONTRACT COMPLIANCE

Overall:

Board:

Academy:

*FERPA: Data repressed due to less than 10 records.



VOYAGEUR ACADEMY

4321 MILITARY STREET, DETROIT, MI 48210
4366 MILITARY STREET, DETROIT, MI 48210
VOYAGEURACADEMY.COM

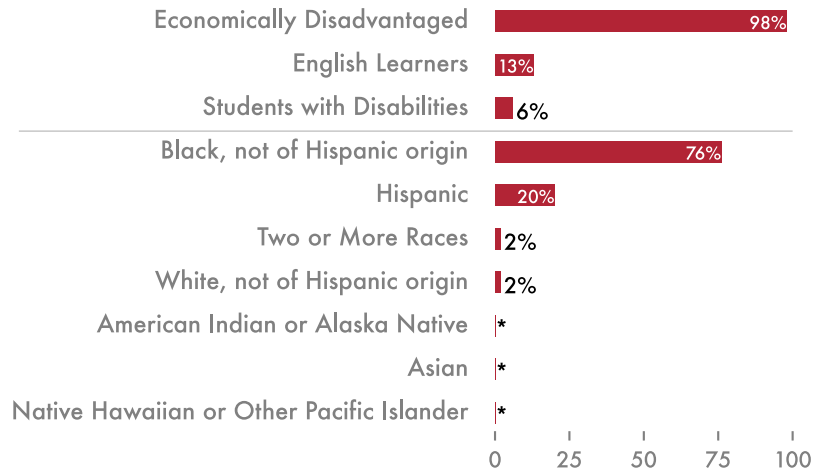


MISSION

The mission of the Voyageur School District is to prepare students to be College Ready and College Bound. This mission will be achieved through the fundamental pillars of Discipline, Focus and Hard-Work; and the Sustenance pillars of Perseverance and Character.

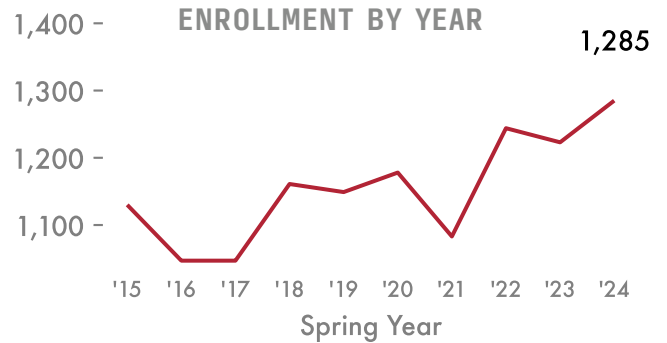
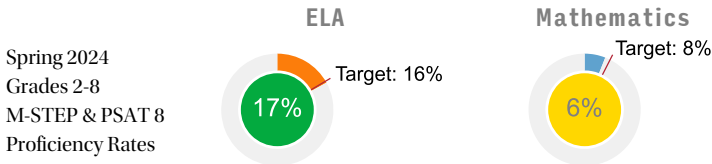
PRINCIPAL: Patricia Crosson (7-12) **INTERIM PRINCIPAL:** Rod Atkins (7-12)
GRADES SERVED: K-12 **SUPERINTENDENT/INTERIM PRINCIPAL:** Vergil Smith (K-12) Rod Atkins (K-8)
YEAR OPENED: 1998
CURRENT CHARTER CONTRACT TERM: 2022-2027
EDUCATIONAL SERVICE PROVIDER: The Romine Group, Inc.
RESIDENT DISTRICT: Detroit Public Schools Community District
2022-23 TOTAL REVENUE: \$17,083,125 (General Fund)
2022-23 TOTAL EXPENDITURES: \$12,856,140 (minus "Remaining Expenditures")
2022-23 FUND BALANCE: \$6,886,861 (All Funds)

SUBGROUPS AND ETHNICITIES

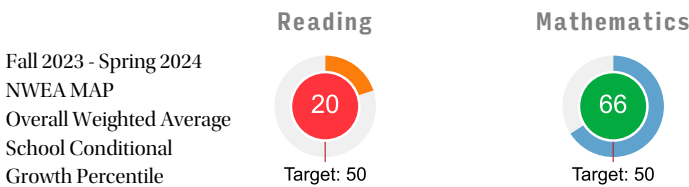


ACADEMIC GROWTH AND ACHIEVEMENT

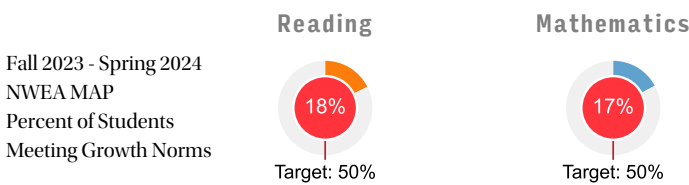
Are students making sufficient yearly academic growth to increase proficiency?



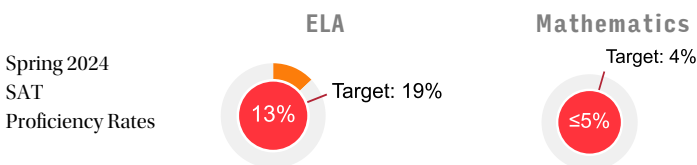
Are students making expected annual growth compared to their peers?



Are students achieving proficiency on a nationally normed assessment?



Are students making sufficient academic growth to achieve proficiency?

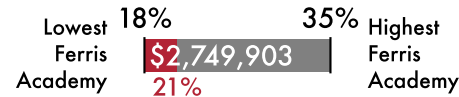


ACADEMY SPENDING As a Percent of Total Expenditures

INSTRUCTION



BUSINESS & ADMINISTRATION



OPERATIONS & MAINTENANCE



BOARD DATA

MEETINGS:
Regular Held: 8
Regular Not Held: 2
Special Held: 1

AVERAGE ATTENDANCE:
93%

BOARD VACANCIES:
0

CHARTER CONTRACT COMPLIANCE
Overall: 100%
Board: 100%
Academy: 100%

*FERPA: Data repressed due to less than 10 records.



FERRIS STATE UNIVERSITY

FERRIS FORWARD



Ferris State University is an equal opportunity institution. For information on the University's Policy on Non-Discrimination, visit ferris.edu/non-discrimination.