



CHARTER SCHOOLS OFFICE

ANNUAL PORTFOLIO REPORT 2025




Ferris State University

Board of Trustees



LaShanda R. Thomas
Chair



Ronald E. Snead
Vice Chair



Kurt A. Hofman
Secretary



Amna P. Seibold
Immediate Past Chair



Michael B. Fisher



George K. Heartwell



Michael D. Ryan



Vivian TerMaat

University Administration



Bill Pink
President



Bobby Fleischman
*Provost and Vice President
of Academic Affairs*



Contents

02 Ferris State University
Board of Trustees

04 Vision, Mission & Core Values

05 Charter School Office Staff

06 The Ferris State University
Public School Academy Portfolio

07 Charter School Locations

08-09 Academy Boards of Directors

10-12 Ferris State University
Portfolio Highlights
10 Numbers to Note & Operations
11 Finance
*12 Student Enrollment
& Ethnicity Breakdown*

13 Academy Profiles
Individual Academy Information



CHARTER SCHOOLS OFFICE

Vision, Mission, & *Core Values*

Vision

Ferris State University will authorize public school academies that promise to transform the lives of students by demonstrating high-quality performance.

Mission

By implementing quality oversight, the Ferris State University Charter Schools Office focuses on student growth and achievement, offers professional learning opportunities, and provides relevant resources to its authorized public school academies.

Core Values

The core values of the Ferris State University Charter Schools Office are the foundation of our organization's culture. Our values are static, unchanging and non-negotiable, built from the belief that learning is a lifelong process and all students can learn.

We Value

Student Learning

As a higher education institution, student learning is in our DNA; we see the opportunities created when students succeed, and we focus our oversight and support efforts on continual student success.

A Collaborative Working Environment

By supporting each other and building partnerships, we encourage a sense of community through cooperation, teamwork and consensus building with our stakeholders.

Diversity

Recognizing that stakeholders are made up of diverse populations, we honor diversity of ideas, beliefs, and cultures.

Opportunities

Through the work we do as a charter school authorizer, we help create learning opportunities and environments by lending support for professional growth and development.

Excellence

Committed to superior results, we engage in practices that produce the highest quality outcomes in all our endeavors.

Accountability

Accountability leads to academic progress. We believe in being held accountable for our work as an authorizer as deeply as we believe in holding all stakeholders accountable for their work.

Integrity and Trust

Our actions are guided by fairness and respect through transparency, effective communication and the building of positive relationships with each other and our stakeholders.

Charter School Office *Staff*



Chris Loiselle
Director of
Charter Schools Office



Margaret Baker
Associate Director of
Charter Schools Office



Beth Taylor
School Support Specialist



Sharon Hopper
Compliance
& Governance
Specialist



Alyssa Myers
Secretary Level 2



Andrea Ruggles
Secretary Level 3



Linda Bouman
Field Representative



Todd Oatley
Field Representative



Ronnie Phillips
Field Representative



Michele Sideman, Ph.D.
Field Representative



Jim Scholten
Field Representative



Susan Wakefield
Field Representative

The Ferris State University Public School Academy Portfolio

Academy	Authorized	Years of Operation
Northridge Academy	16-AUG-97	28
Benton Harbor Charter School Academy	8-MAY-98	27
Creative Technologies Academy	8-MAY-98	27
Horizen Science Academy New Bedford	8-MAY-98	27
Voyageur Academy	8-MAY-98	27
Hope of Detroit Academy	7-MAY-99	26
Huron Academy	7-MAY-99	26
Joy Preparatory Academy	7-MAY-99	26
Michigan Collegiate (Formerly Conner Creek Academy East)	7-MAY-99	26
Marshall Academy	5-MAY-00	25
Bridge Academy	7-MAY-04	21
Clara B. Ford Academy	14-MAR-07	18
Lighthouse Academy	21-MAR-08	17
Hope Academy of West Michigan	14-JUL-10	15
Michigan Connections Academy	21-MAY-10	15
Battle Creek Montessori Academy	2-NOV-12	13
Blended Learning Academies Credit Recovery High School	13-DEC-13	12
Muskegon Montessori Academy for Environmental Change	22-FEB-13	12
Pittsfield Acres Academy	8-FEB-22	3
Red Oak Academy	17-FEB-23	2

Charter School Locations



FERRIS STATE UNIVERSITY
CHARTER SCHOOLS OFFICE

BIG RAPIDS

● CREATIVE TECHNOLOGIES ACADEMY

MUSKEGON MONTESSORI ACADEMY
FOR ENVIRONMENTAL CHANGE



HOPE ACADEMY OF
WEST MICHIGAN



LIGHTHOUSE ACADEMY

GRAND RAPIDS



BATTLE CREEK MONTESSORI ACADEMY



MARSHALL ACADEMY

BENTON HARBOR



BENTON HARBOR
CHARTER SCHOOL
ACADEMY



NORTHRIDGE ACADEMY

FLINT

LANSING



BLENDED LEARNING ACADEMIES
CREDIT RECOVERY HIGH SCHOOL



MICHIGAN CONNECTIONS
ACADEMY



RED OAK ACADEMY



HURON ACADEMY



MICHIGAN COLLEGIATE



BRIDGE ACADEMY



HOPE OF DETROIT ACADEMY



VOYAGEUR ACADEMY

DETROIT

PITTSFIELD ACRES ACADEMY

CLARA B. FORD ACADEMY

HORIZEN SCIENCE ACADEMY

NEW BEDFORD

Academy Boards of Directors



Battle Creek Montessori Academy

Elizabeth Turner, President

Keona Ackley
Derrick Freeman
Lisa Hahn
Janice Vogel

Benton Harbor Charter School Academy

Glenda Bell, President

Jean Nesbitt
Betty Mason
Terri May
Renee Harris

Blended Learning Academies Credit Recovery High School

Marcus Kirkpatrick, President

William Jaconette
Amy Hovey
Melissa Leigh
Louis Schiavone III
Darin Southworth

Bridge Academy

Fahmi Husain, President

Aladdin Nahsal
Toyab Al-Bari
Hameed Almreisi
Juna Kotori

Clara B. Ford Academy

Jeanne Martens, President

Jennifer Simmons
Lisa Sasaki
Sister Janice Rushman
Karen Hall

Creative Technologies Academy

Anthony Domico, President

Shanielle Rypma
Lisa Ludwig
Michael Tawney
Austin Hilyer
James Comden
Cynthia Patin

Hope Academy of West Michigan

Barth Roberts, President

Todd Medendorp
Bernard Ayoola
Mark Brouwer
Michelle Eddie

Hope of Detroit Academy

Thomas Rys, President

Roslyn Love
James Krol
Joe Gappy
Dr. Kimberly Farrow

Horizen Science Academy New Bedford

Timothy Rothman, President

Gary Walentowski
Karen Moore
Tiffany Glenn
Josh Stump

Huron Academy

Dr. Jeffrey Duchene, President

Colleen Dickey
Katherine Colombo
James Perna
Suzan Karadsheh
Alicia Jeffreys

Joy Preparatory Academy

Dr. Alfred Cobbs, President

Debryl Ector
Antoinette Reid
Grover McCants

Lighthouse Academy

Peter VanGelderren, President

Todd Penning
Aaron Toffoli
Angela Bunn
Erica Galat
Dr. Brenda King

Marshall Academy

Kasey Morris, President

Sean Washington
Patti Cornwell
Grace Noyola
Parker Arnold

Michigan Collegiate

Mary Carpenter, President

Charisse Vaunado
Keira Driskell
Gilda Ponder

Michigan Connections Academy

Linda Frost, President

Adam Vahratian
Todd Terry
Frederick Fendt
Randy Zylstra

Muskegon Montessori Academy for Environmental Change

Judith Kell, President

Frank Cox

John Taylor

Janda VanDyke

Lenore Wieschowski

Northridge Academy

Dr. James Shelley, President

Charles Winfrey

Cecilia Miller-Sims

Arthur Evans

Craig Simpson

Karen Utsey

Pittsfield Acres Academy

Sami Shalabi, President

Nadeem Shaukat

Amal Awad

Zeena Alrashed

Ahmad Alkhatib

Red Oak Academy

Assma Khatib, President

Victor Finch

Bassam Gobah

Hassan Karim

Voyageur Academy

Curtis Wade, President

Minika Benning

Anita Washington

Barbara Smith

Robert Redmer

Dale Williams

Laura Benedict



Ferris State University Portfolio Highlights

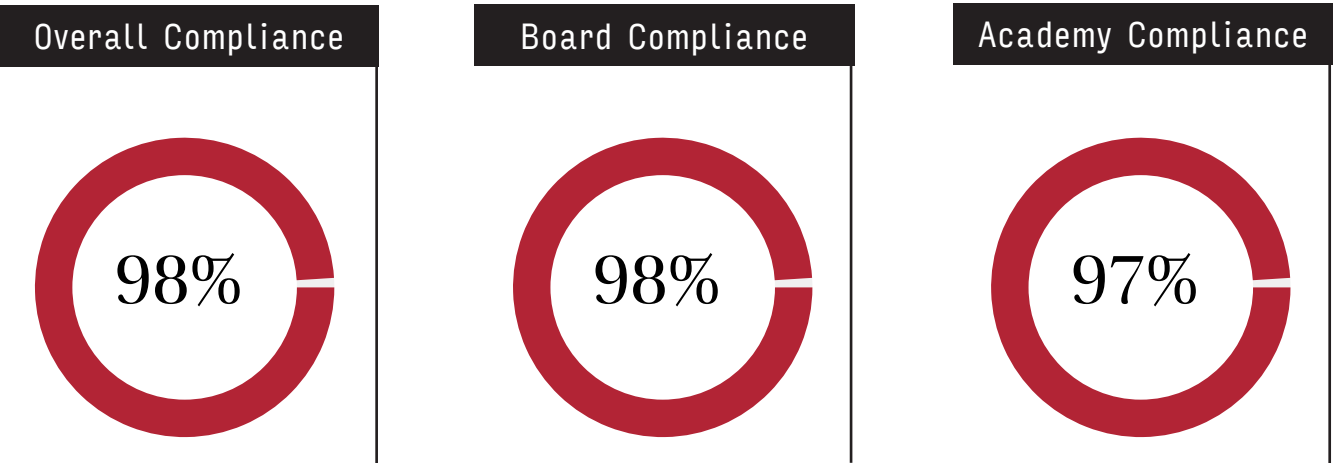
Numbers to Note

Chartered Public School Academies.....	20
Campuses.....	35
Students.....	9,477
Academy Board Members.....	111
Number of Years Served by Academy Board Members.....	997
Teachers.....	587
Administrators.....	44
Non-teaching Staff.....	535
Substitutes.....	110
Total Employees at FSU-Academies.....	1,175
Portfolio Compliance Percentage.....	99%

Operations

Charter Contract Compliance

Overall on-time compliance record, in addition to the Board and Academy’s compliance breakdown.



Finance

Ferris Authorized Schools 2024-2025 Combined Totals



Revenue

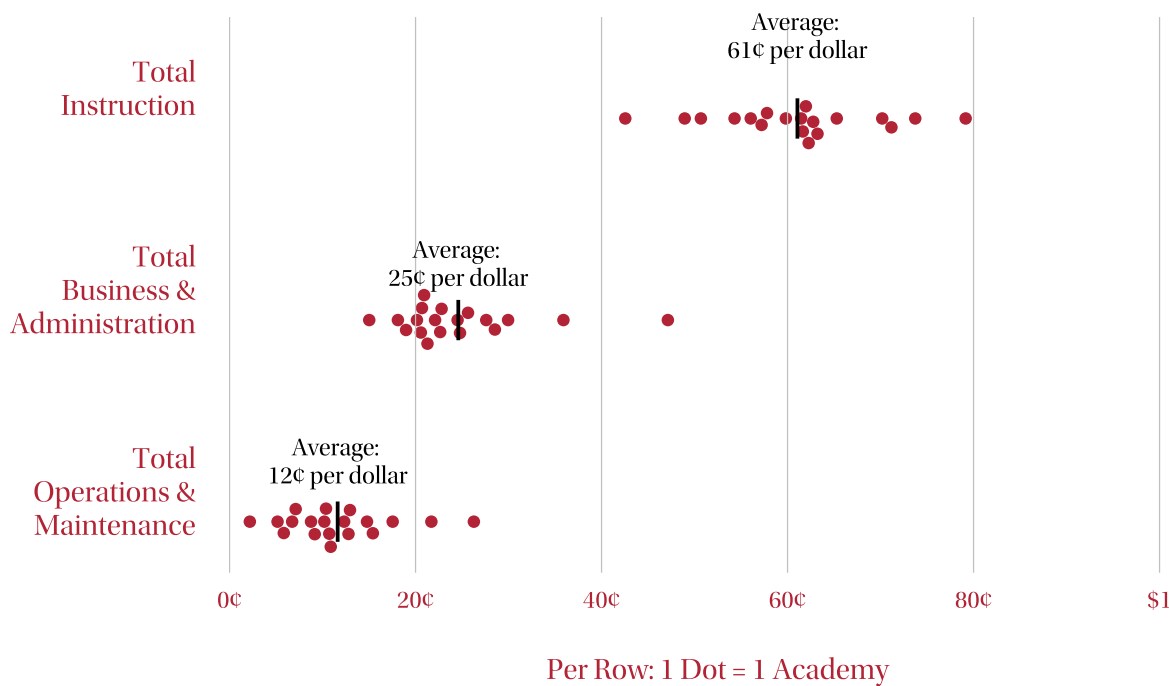
\$142,870,667



Expenditures

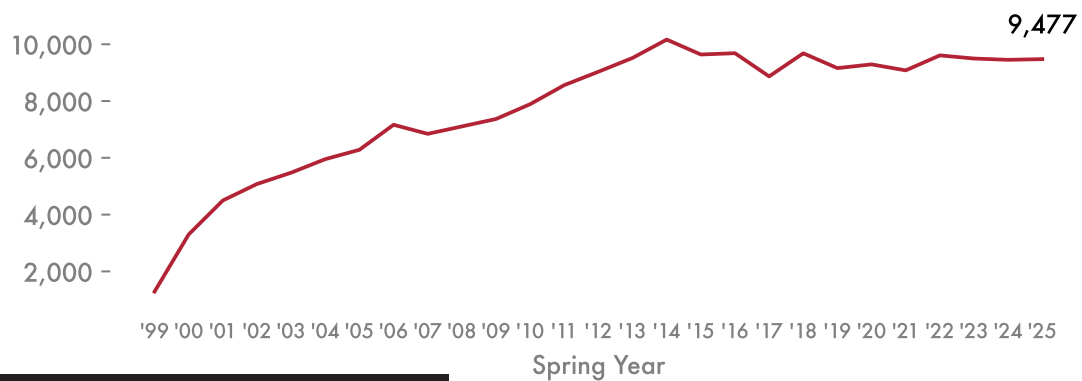
\$119,059,362

Academy Expenditures per Dollar

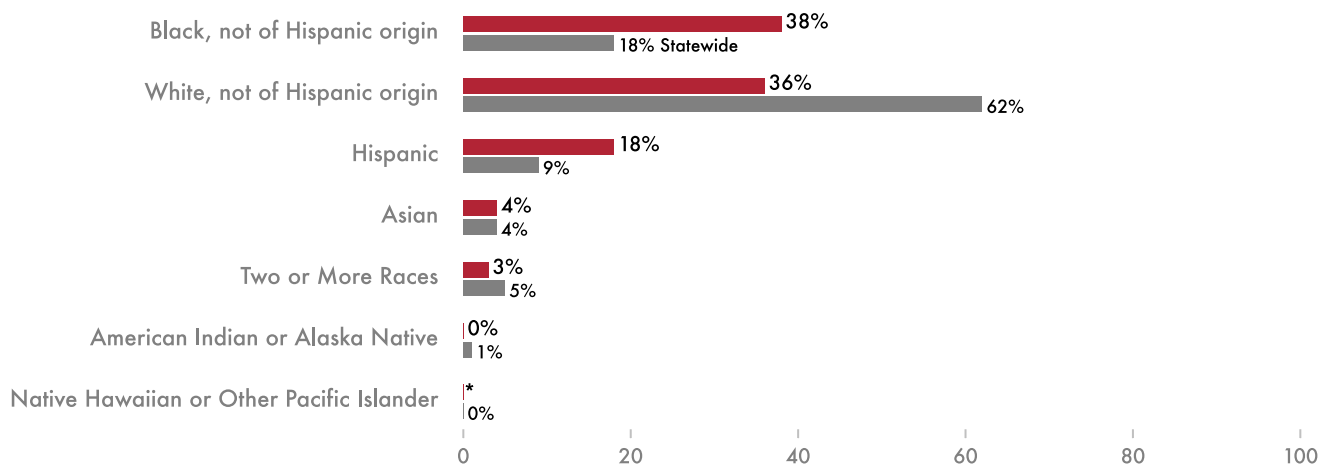


Notes:
Audited public 2024-25 financial data will be available via MiSchoolData.org in or around February.
Revenue is general fund, excluding fund modifications.
Expenditures are from "Total Current Operating Expenditures".
Expenditures per Dollar use "Total Current Operating Expenditures" for the denominator.

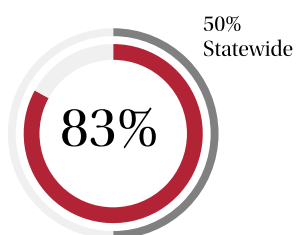
Student Enrollment Over Time



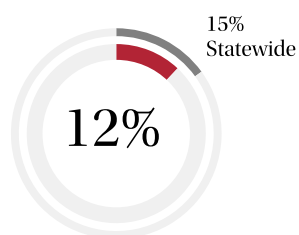
Breakdown of Student Ethnicity



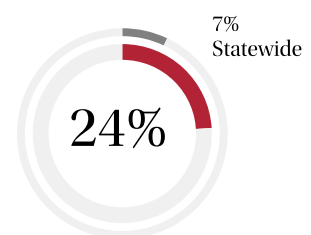
Students who Qualify for Free & Reduced Price Lunch



Students who Qualify for Special Education Services



Students identified as English Language Learners (ELL)

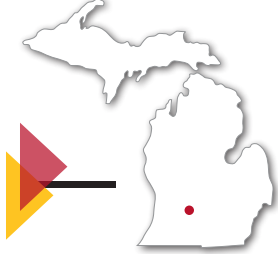


*FERPA: Data repressed due to less than 10 records.



Academy *Profiles*





BATTLE CREEK MONTESSORI ACADEMY

399 20TH STREET N, SPRINGFIELD, MI 49037
BATTLECREEKMONTESSORI.COM



MISSION

Battle Creek Montessori Academy educates students through Montessori methods and character development leading to intellectual curiosity and academic excellence, developing children who are self-reliant, peaceful, embrace diversity, and contribute meaningfully to their community.

Superintendent:

Kristen Crawford (PreK-8)

School Leader:

Dave Averill (PreK-8)

Grades Served:

PreK-8

Year Opened:

2013

Current Charter Contract Term:

2023-2028

Educational Service Provider:

Choice Schools Associates, LLC

Resident District:

Battle Creek Public Schools

2023-24 Total Revenue:

\$2,359,939 (General Fund)

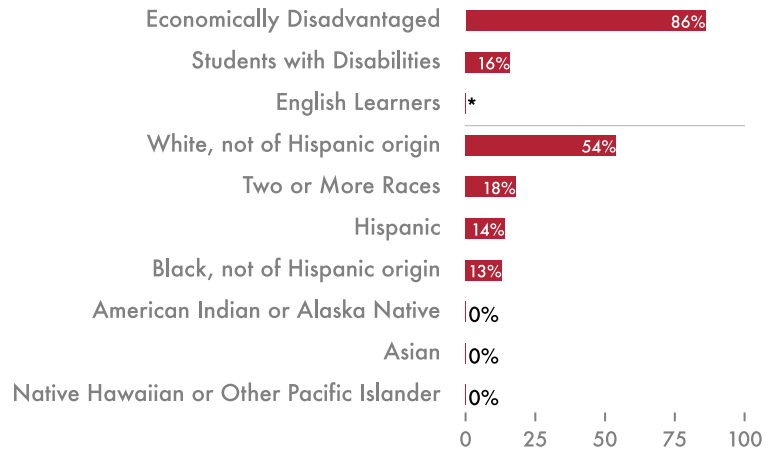
2023-24 Total Expenditures:

\$1,951,422 (minus "Remaining Expenditures")

2023-24 Fund Balance:

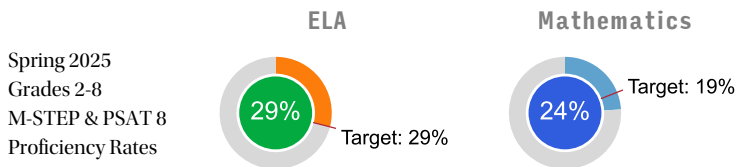
\$1,185,866 (All Funds)

SUBGROUPS AND ETHNICITIES

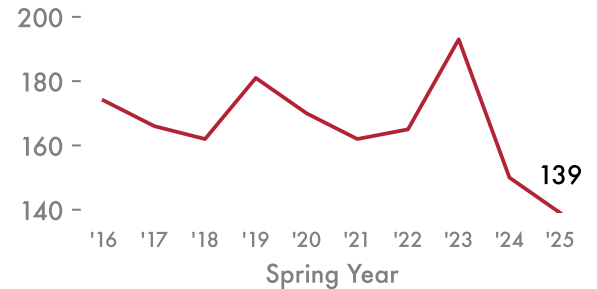


ACADEMIC GROWTH AND ACHIEVEMENT

Are students making sufficient yearly academic growth to increase proficiency?



ENROLLMENT BY YEAR

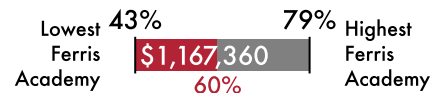


Are students making expected annual growth compared to their peers?

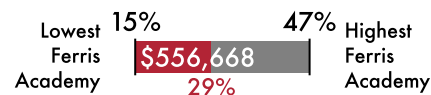


ACADEMY SPENDING As a Percent of Total Expenditures

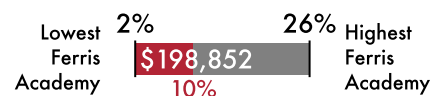
INSTRUCTION



BUSINESS & ADMINISTRATION



OPERATIONS & MAINTENANCE



BOARD DATA MEETINGS:

Regular Held: 8
Regular Not Held: 3
Special Held: 3


AVERAGE ATTENDANCE:
98%

BOARD VACANCIES:
0


CHARTER CONTRACT COMPLIANCE

Overall: 97%
Board: 95%
Academy: 98%

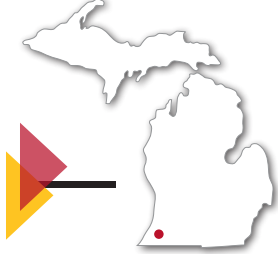
Fall 2024 - Spring 2025
NWEA MAP
Overall Weighted Average
School Conditional
Growth Percentile



Are students making sufficient academic growth to achieve proficiency?



*FERPA: Data repressed due to less than 10 records.



BENTON HARBOR CHARTER SCHOOL ACADEMY

455 RIVERVIEW DRIVE, BENTON HARBOR, MI 49022
BENTONHARBORCHARTER.COM



MISSION

To prepare and inspire every child to face the challenges and seize opportunities in their journey to greatness as reflected in the core values.

Superintendent:

Laura Moellering (PreK-8)

Principal:

Ashley Smith (PreK-8)

Grades Served:

PreK-8

Year Opened:

2000

Current Charter Contract Term:

2024-2027

Educational Service Provider:

Choice Schools Associates, LLC

Resident District:

Benton Harbor Area Schools

2023-24 Total Revenue:

\$7,880,358 (General Fund)

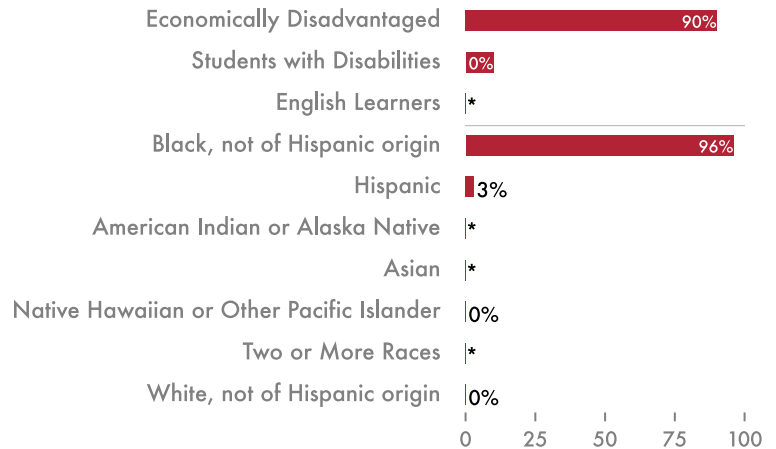
2023-24 Total Expenditures:

\$6,248,510 (minus "Remaining Expenditures")

2023-24 Fund Balance:

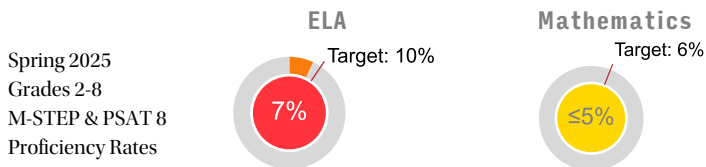
\$1,953,703 (All Funds)

SUBGROUPS AND ETHNICITIES

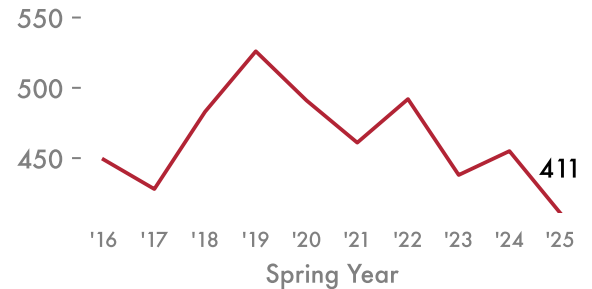


ACADEMIC GROWTH AND ACHIEVEMENT

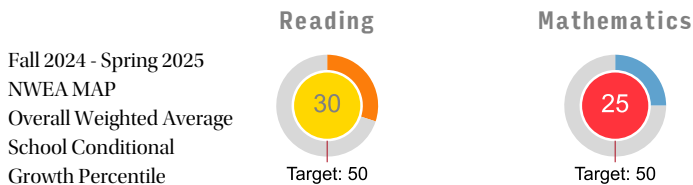
Are students making sufficient yearly academic growth to increase proficiency?



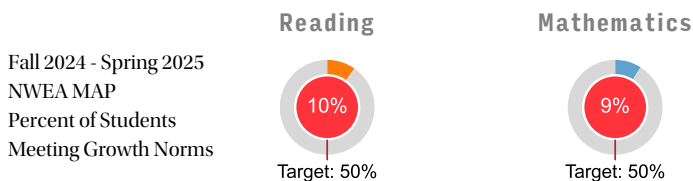
ENROLLMENT BY YEAR



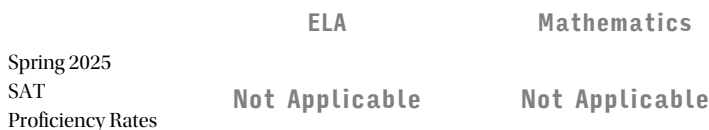
Are students making expected annual growth compared to their peers?



Are students achieving proficiency on a nationally normed assessment?

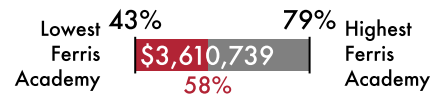


Are students making sufficient academic growth to achieve proficiency?

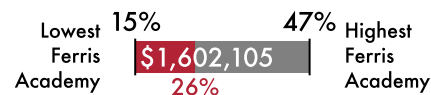


ACADEMY SPENDING As a Percent of Total Expenditures

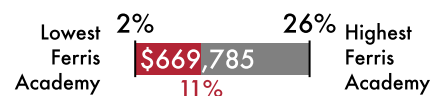
INSTRUCTION



BUSINESS & ADMINISTRATION



OPERATIONS & MAINTENANCE



BOARD DATA MEETINGS:

Regular Held: 8
Regular Not Held: 3
Special Held: 1

AVERAGE ATTENDANCE:
78%

BOARD VACANCIES:
0

CHARTER CONTRACT COMPLIANCE

Overall: 97%
Board: 96%
Academy: 98%

*FERPA: Data repressed due to less than 10 records.



BLENDED LEARNING ACADEMIES CREDIT RECOVERY HIGH SCHOOL

1754 E CLARK ROAD, LANSING, MI 48906
30246 PLYMOUTH RD, LIVONIA, MI 48150
BLENDEDLEARNINGACADEMIES.ORG

BLENDED
Learning Academies

MISSION

Blended Learning Academies supports the emotional and academic strengths of 9-12 grade students in an educational environment that encourages all student to meet or exceed their intellectual and personal potential.

School Leader: Greg Morris (9-12)
Director of School Services: Kate Travis (9-12)

Grades Served:
9-12

Year Opened:
2014

Current Charter Contract Term:
2024-2029

Educational Service Provider:
ITS Education Management Group, LLC

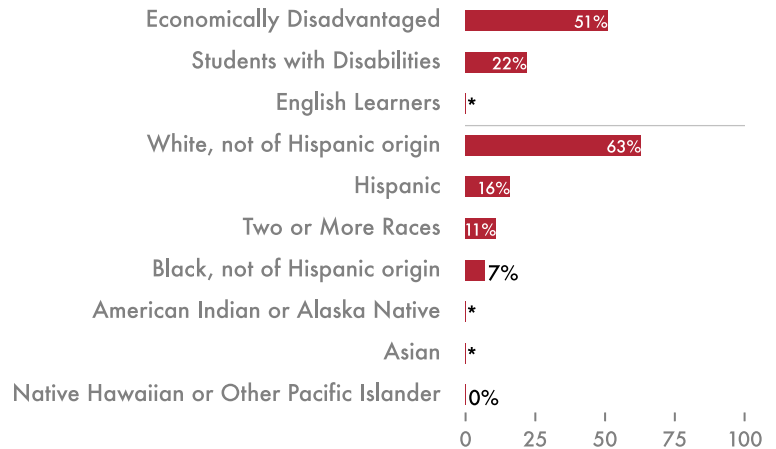
Resident District:
Lansing Public School District

2023-24 Total Revenue:
\$2,269,683 (General Fund)

2023-24 Total Expenditures:
\$1,856,871 (minus "Remaining Expenditures")

2023-24 Fund Balance:
\$1,368,974 (All Funds)

SUBGROUPS AND ETHNICITIES



ACADEMIC GROWTH AND ACHIEVEMENT

Are students making sufficient yearly academic growth to increase proficiency?

	ELA	Mathematics
Spring 2025	Not Applicable	Not Applicable
Grades 2-8		
M-STEP & PSAT 8		
Proficiency Rates		

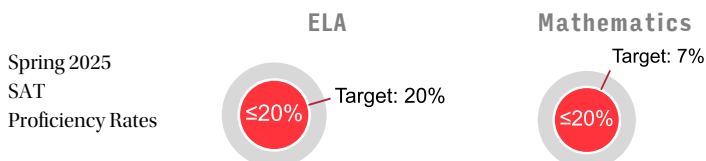
Are students making expected annual growth compared to their peers?

	Reading	Mathematics
Fall 2024 - Spring 2025		
NWEA MAP	Not Applicable	Not Applicable
Overall Weighted Average		
School Conditional		
Growth Percentile		

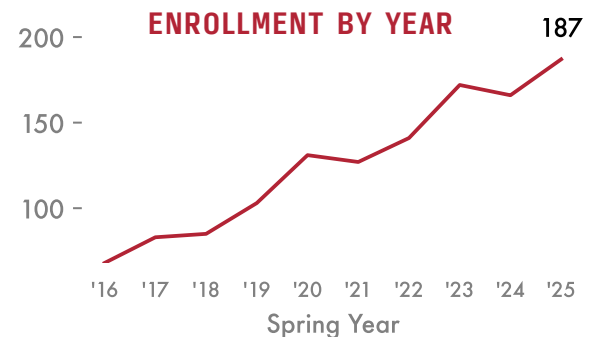
Are students achieving proficiency on a nationally normed assessment?

	Reading	Mathematics
Fall 2024 - Spring 2025		
NWEA MAP	Not Applicable	Not Applicable
Percent of Students		
Meeting Growth Norms		

Are students making sufficient academic growth to achieve proficiency?



*FERPA: Data repressed due to less than 10 records.

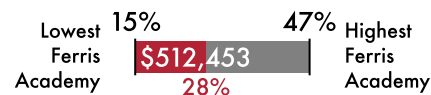


ACADEMY SPENDING As a Percent of Total Expenditures

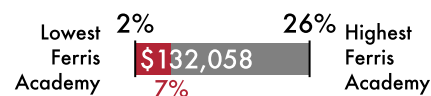
INSTRUCTION



BUSINESS & ADMINISTRATION



OPERATIONS & MAINTENANCE



BOARD DATA MEETINGS:

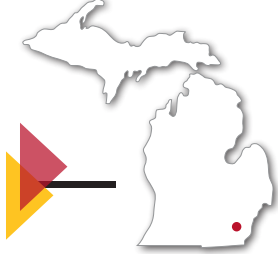
Regular Held: 8
Regular Not Held: 3
Special Held: 1

AVERAGE ATTENDANCE:
73%

BOARD VACANCIES:
1

CHARTER CONTRACT COMPLIANCE

Overall: 100%
Board: 100%
Academy: 100%



BRIDGE ACADEMY

9600 BUFFALO STREET, HAMTRAMCK, MI 48212 | BRIDGEEAST.GEEACADEMIES.NET

3105 CARPENTER ROAD, DETROIT, MI 48212 | BRIDGEWEST.GEEACADEMIES.NET



MISSION

To promote lifelong learning by nurturing academic excellence, positive character, and appreciation of cultures.

Director of K-12/Virtual Learning:

Shawn Robson (9-12)

Grades Served:

PreK-12

Year Opened:

2004

Current Charter Contract Term:

2020-2027

Educational Service Provider:

Global Educational Excellence

Resident District:

Hamtramck School District

2023-24 Total Revenue:

\$17,580,035 (General Fund)

2023-24 Total Expenditures:

\$15,573,828 (minus "Remaining Expenditures")

2023-24 Fund Balance:

\$3,731,436 (All Funds)

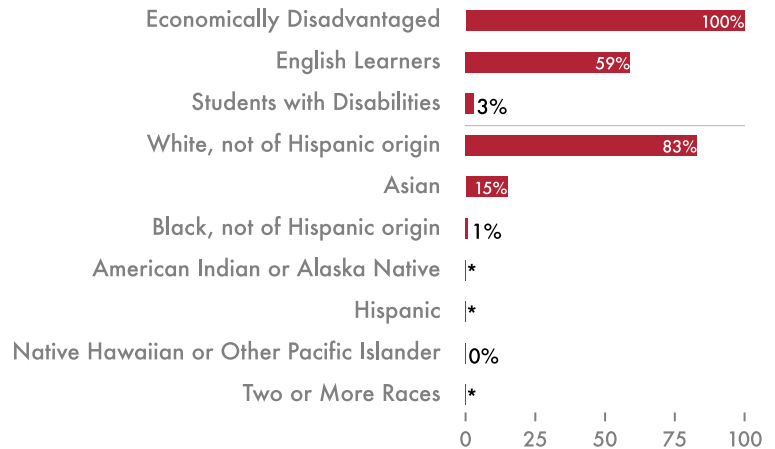
Principal:

Mohand Jadallah (PreK-5)

Principal:

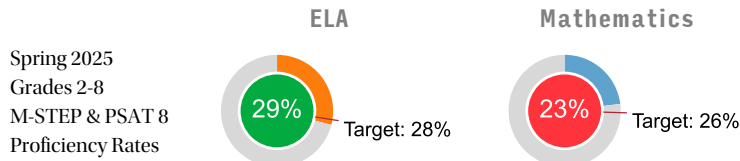
Raihan Akther (6-8)

SUBGROUPS AND ETHNICITIES

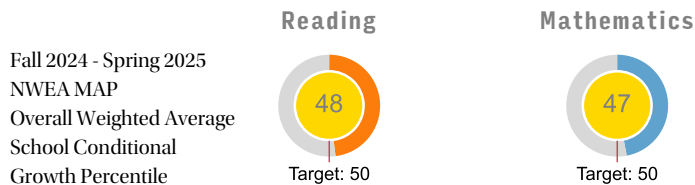


ACADEMIC GROWTH AND ACHIEVEMENT

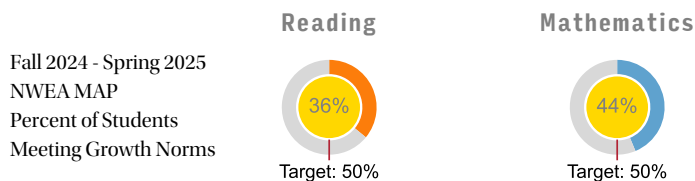
Are students making sufficient yearly academic growth to increase proficiency?



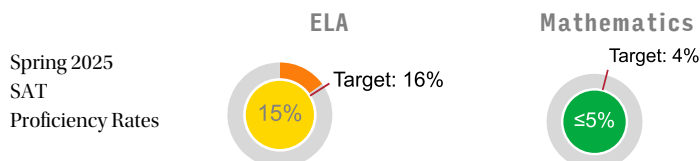
Are students making expected annual growth compared to their peers?



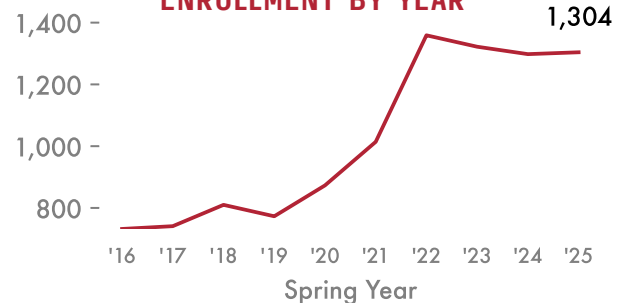
Are students achieving proficiency on a nationally normed assessment?



Are students making sufficient academic growth to achieve proficiency?

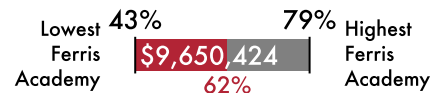


ENROLLMENT BY YEAR



ACADEMY SPENDING As a Percent of Total Expenditures

INSTRUCTION



BUSINESS & ADMINISTRATION



OPERATIONS & MAINTENANCE



BOARD DATA MEETINGS:

Regular Held: 11
Regular Not Held: 1
Special Held: 1

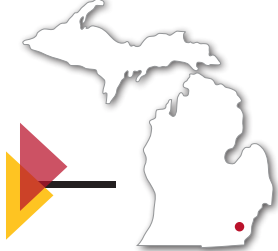
AVERAGE ATTENDANCE:
82%

BOARD VACANCIES:
0

CHARTER CONTRACT COMPLIANCE

Overall: 99%
Board: 98%
Academy: 100%

*FERPA: Data repressed due to less than 10 records.



CLARA B. FORD ACADEMY

20651 WEST WARREN STREET, DEARBORN HEIGHTS, MI 48127
CBFACADEMY.COM



MISSION

Clara B. Ford Academy's mission is to engage our students in a safe, innovative learning environment within Southeast Michigan that will enable them to function as contributing adults.

Principal:

Michael Patterson (5-12)

Grades Served:

5-12

Year Opened:

2007

Current Charter Contract Term:

2022-2027

Educational Service Provider:

CS Partners

Resident District:

Dearborn City School District

2023-24 Total Revenue:

\$1,674,042 (General Fund)

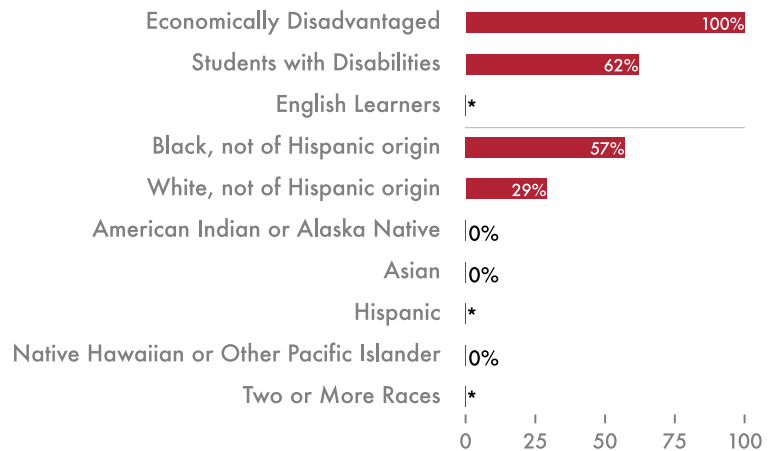
2023-24 Total Expenditures:

\$1,644,801 (minus "Remaining Expenditures")

2023-24 Fund Balance:


\$959,203 (All Funds)

SUBGROUPS AND ETHNICITIES

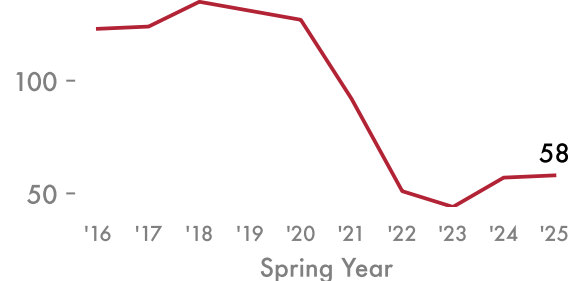


ACADEMIC GROWTH AND ACHIEVEMENT


Are students making sufficient yearly academic growth to increase proficiency?




ENROLLMENT BY YEAR



Are students making expected annual growth compared to their peers?



Are students achieving proficiency on a nationally normed assessment?




Are students making sufficient academic growth to achieve proficiency?



ACADEMY SPENDING As a Percent of Total Expenditures

INSTRUCTION



BUSINESS & ADMINISTRATION



OPERATIONS & MAINTENANCE



BOARD DATA MEETINGS:

Regular Held: 10
Regular Not Held: 0
Special Held: 0

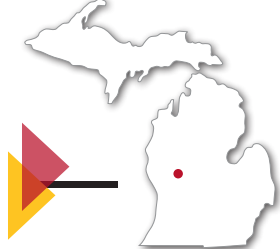
AVERAGE ATTENDANCE:
87%

BOARD VACANCIES:
0

CHARTER CONTRACT COMPLIANCE

Overall: 100%
Board: 100%
Academy: 100%

*FERPA: Data repressed due to less than 10 records.



CREATIVE TECHNOLOGIES ACADEMY

350 PINE STREET, CEDAR SPRINGS, MI 49319

CTACHARGERS.ORG



MISSION

Creative Technologies Academy is a Preschool through grade 12 community of learners committed to changing our world by developing students in character, scholarship, and leadership.

Superintendent:

Autumn Mattson (K-12)

Grades Served:

K-12

Year Opened:

1998

Current Charter Contract Term:

2019-2026

Educational Service Provider:

Self-Managed

Resident District:

Cedar Springs Public Schools

2023-24 Total Revenue:

\$4,484,764 (General Fund)

2023-24 Total Expenditures:

\$4,255,740 (minus "Remaining Expenditures")

2023-24 Fund Balance:

(\$735,576) (All Funds)

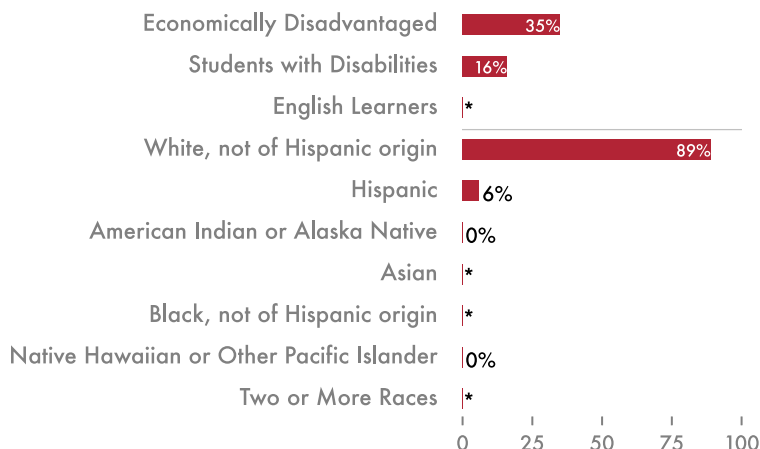
Elementary Principal:

Kate Bialkowski (K-6)

Secondary Principal:

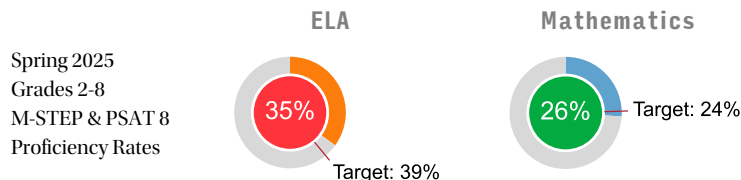
Brett Zuver (7-12)

SUBGROUPS AND ETHNICITIES

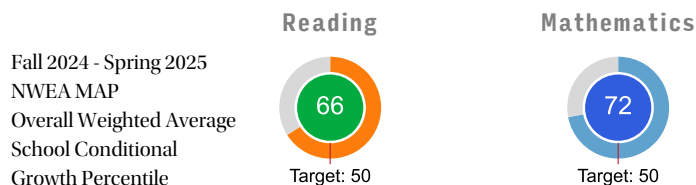


ACADEMIC GROWTH AND ACHIEVEMENT

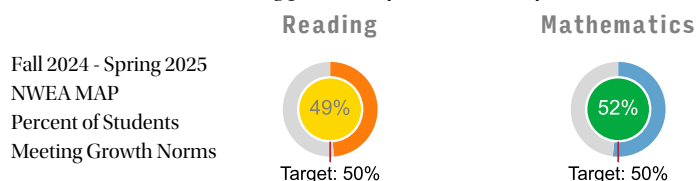
Are students making sufficient yearly academic growth to increase proficiency?



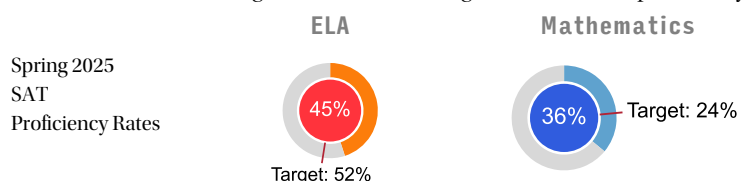
Are students making expected annual growth compared to their peers?



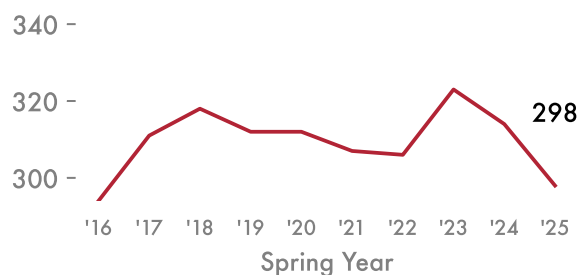
Are students achieving proficiency on a nationally normed assessment?



Are students making sufficient academic growth to achieve proficiency?

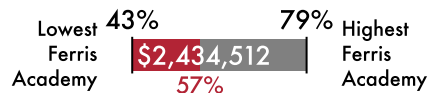


ENROLLMENT BY YEAR



ACADEMY SPENDING As a Percent of Total Expenditures

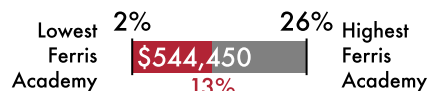
INSTRUCTION



BUSINESS & ADMINISTRATION



OPERATIONS & MAINTENANCE



BOARD DATA MEETINGS:

Regular Held: 10
Regular Not Held: 0
Special Held: 1

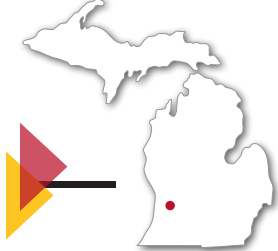
AVERAGE ATTENDANCE:
87%

BOARD VACANCIES:
0

CHARTER CONTRACT COMPLIANCE

Overall: 100%
Board: 100%
Academy: 100%

*FERPA: Data repressed due to less than 10 records.



HOPE ACADEMY OF WEST MICHIGAN

240 BROWN STREET SE, GRAND RAPIDS, MI 49507
HOPEACADEMYWM.ORG

HOPE
Academy
OF WEST MICHIGAN

MISSION

Hope Academy of West Michigan is a safe place for students to grow and achieve academic success.

Principal:

Dr. Arthur Garner (PreK-13)

Grades Served:

PreK-12

Year Opened:

2011

Current Charter Contract Term:

2022-2027

Educational Service Provider:

Integrity Educational Services of Grand Rapids

Resident District:

Grand Rapids Public Schools

2023-24 Total Revenue:

\$5,339,886 (General Fund)

2023-24 Total Expenditures:

\$4,537,914 (minus "Remaining Expenditures")

2023-24 Fund Balance:

\$2,515,398 (All Funds)

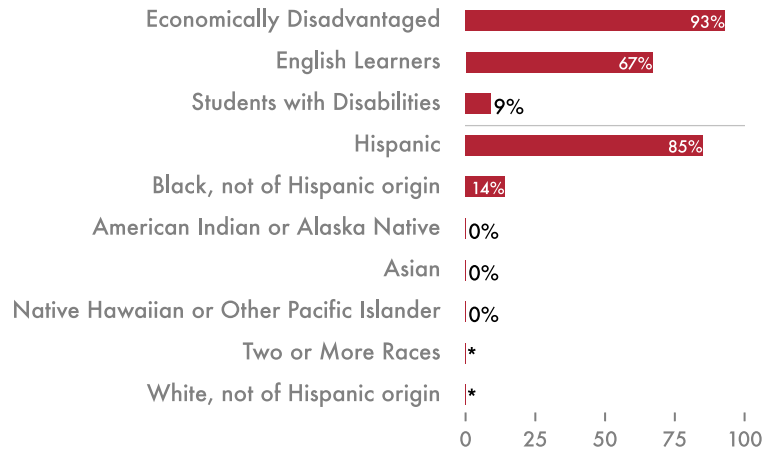
Superintendent:

Dr. Heidi Cate (PreK-13)

Assistant Principal:

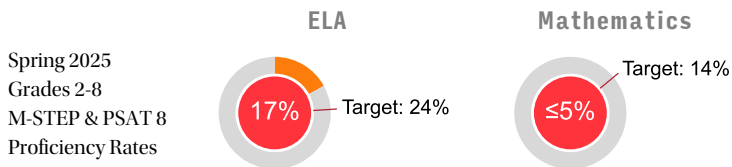
Joshua Barnhart (PreK-13)

SUBGROUPS AND ETHNICITIES

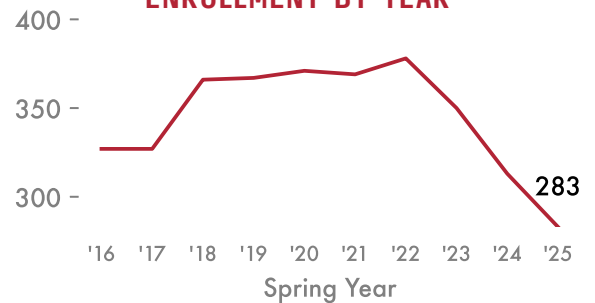


ACADEMIC GROWTH AND ACHIEVEMENT

Are students making sufficient yearly academic growth to increase proficiency?



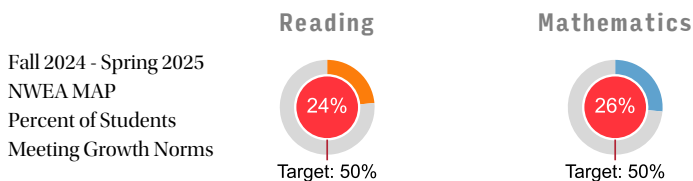
ENROLLMENT BY YEAR



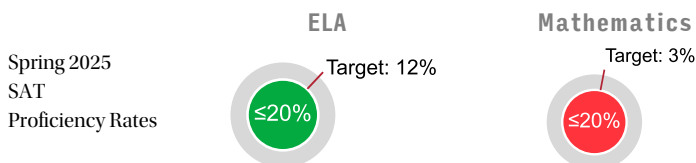
Are students making expected annual growth compared to their peers?



Are students achieving proficiency on a nationally normed assessment?



Are students making sufficient academic growth to achieve proficiency?



*FERPA: Data repressed due to less than 10 records.

ACADEMY SPENDING As a Percent of Total Expenditures

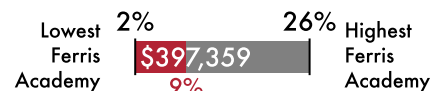
INSTRUCTION



BUSINESS & ADMINISTRATION



OPERATIONS & MAINTENANCE



BOARD DATA MEETINGS:

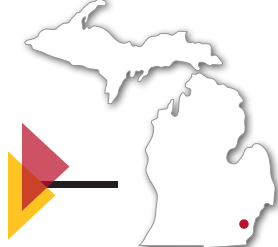
Regular Held: 11
Regular Not Held: 0
Special Held: 2

AVERAGE ATTENDANCE:
78%

BOARD VACANCIES:
0

CHARTER CONTRACT COMPLIANCE

Overall: 100%
Board: 100%
Academy: 100%



HOPE OF DETROIT ACADEMY

4443 NORTH CAMPBELL STREET, DETROIT, MI 48210

4444 35TH STREET, DETROIT, MI 48210

HOPEOFDETROIT.COM



MISSION

It is the mission of Hope of Detroit Academy to promote a multi-cultural community of learners who strive for excellence, determination, and achievement through college and/or vocational education.

Superintendent/Principal:

Ali Abdel (K-12)

Assistant Principal:

Nichole Markusic (K-4)

Grades Served:

K-12

Assistant Principal:

Tracy Durandetto (5-12)

Year Opened:

1999

Current Charter Contract Term:

2024-2029

Educational Service Provider:

The Leona Group

Resident District:

Detroit Public Schools Community District

2023-24 Total Revenue:

\$14,987,671 (General Fund)

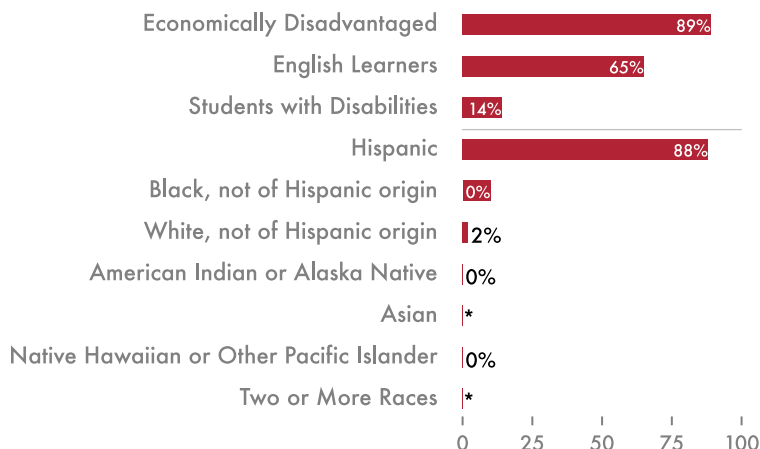
2023-24 Total Expenditures:

\$12,231,818 (minus "Remaining Expenditures")

2023-24 Fund Balance:

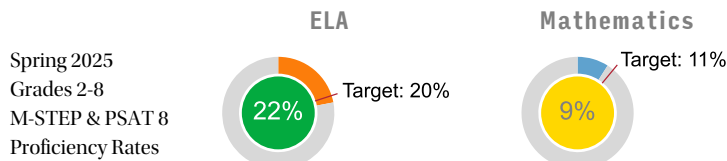
\$5,885,900 (All Funds)

SUBGROUPS AND ETHNICITIES

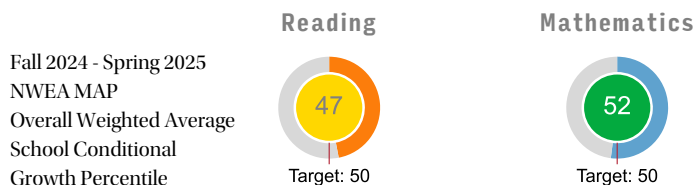


ACADEMIC GROWTH AND ACHIEVEMENT

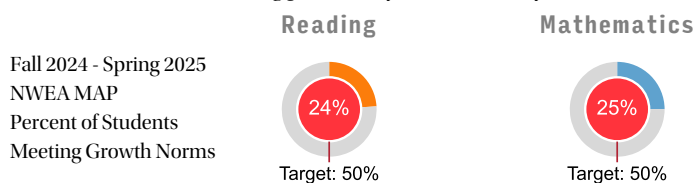
Are students making sufficient yearly academic growth to increase proficiency?



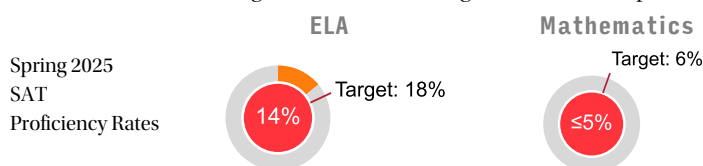
Are students making expected annual growth compared to their peers?



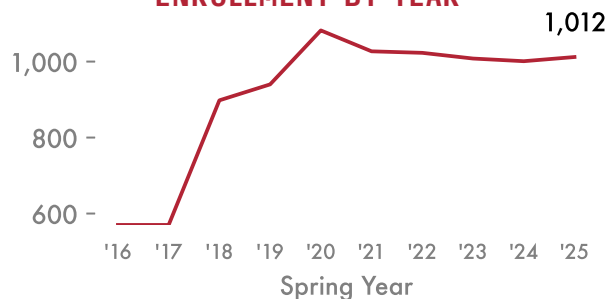
Are students achieving proficiency on a nationally normed assessment?



Are students making sufficient academic growth to achieve proficiency?

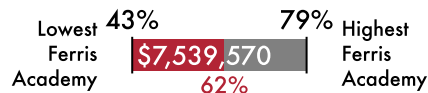


ENROLLMENT BY YEAR



ACADEMY SPENDING As a Percent of Total Expenditures

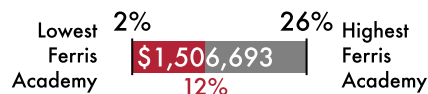
INSTRUCTION



BUSINESS & ADMINISTRATION



OPERATIONS & MAINTENANCE



BOARD DATA MEETINGS:

Regular Held: 5
Regular Not Held: 5
Special Held: 4

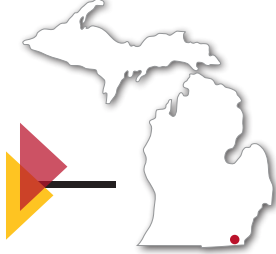
AVERAGE ATTENDANCE:
80%

BOARD VACANCIES:
2

CHARTER CONTRACT
COMPLIANCE

Overall: 100%
Board: 100%
Academy: 100%

*FERPA: Data repressed due to less than 10 records.



HORIZEN SCIENCE ACADEMY NEW BEDFORD

6315 SECOR ROAD, LAMBERTVILLE, MI 48144
HSANEWBEDFORD.ORG



MISSION

At HSA New Bedford, our mission is simple: we prepare our students for higher education and beyond by creating an effective learning environment with high standards and expectations. We meet or surpass all state requirements for curriculum, offering advanced classes as well as a supportive environment characterized by committed parents, dedicated staff, and challenged students - making HSA New Bedford the best choice for your child's academic success.

Principal:

Jen Walters (K-8)

Grades Served:

K-8

Year Opened:

1998

Current Charter Contract Term:

2024-2029

Educational Service Provider:

Educational Partnerships, Inc.

Resident District:

Bedford Public Schools

2023-24 Total Revenue:

\$1,045,234 (General Fund)


2023-24 Total Expenditures:

\$1,185,865 (minus "Remaining Expenditures")

2023-24 Fund Balance:

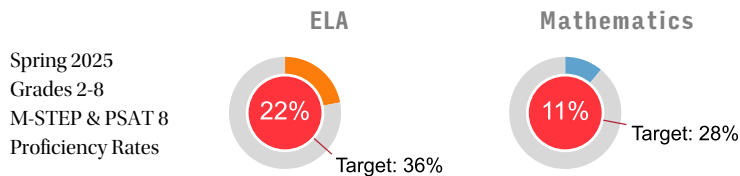
\$252,802 (All Funds)

SUBGROUPS AND ETHNICITIES

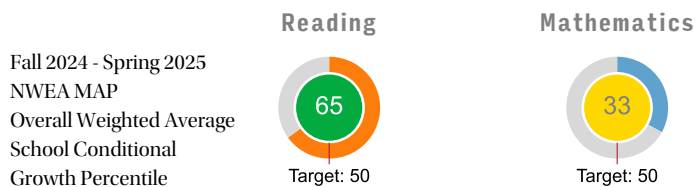


ACADEMIC GROWTH AND ACHIEVEMENT

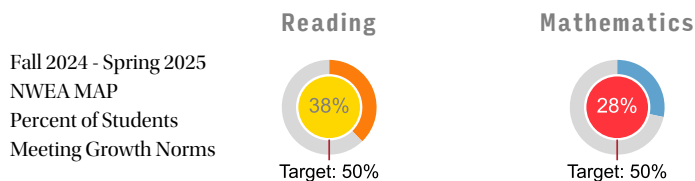
Are students making sufficient yearly academic growth to increase proficiency?



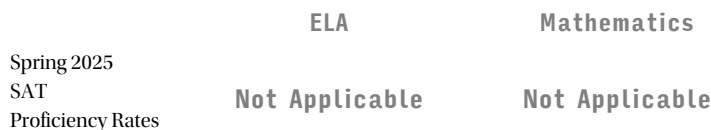
Are students making expected annual growth compared to their peers?



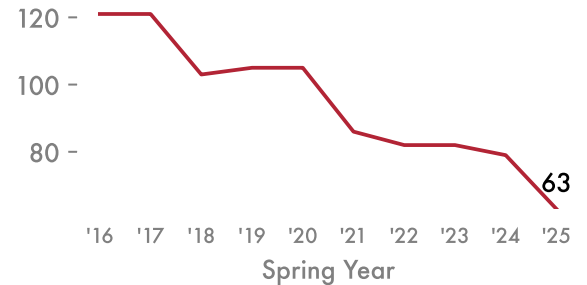
Are students achieving proficiency on a nationally normed assessment?



Are students making sufficient academic growth to achieve proficiency?

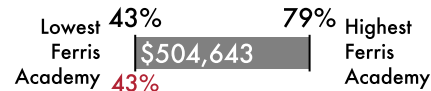


ENROLLMENT BY YEAR



ACADEMY SPENDING As a Percent of Total Expenditures

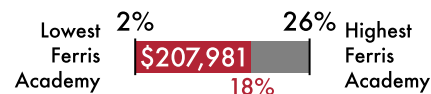
INSTRUCTION



BUSINESS & ADMINISTRATION



OPERATIONS & MAINTENANCE



BOARD DATA MEETINGS:

Regular Held: 10
Regular Not Held: 1
Special Held: 4

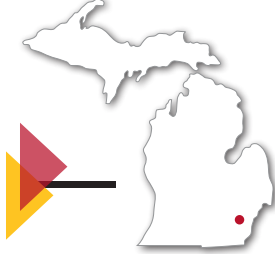
AVERAGE ATTENDANCE: 90%

BOARD VACANCIES: 0

CHARTER CONTRACT COMPLIANCE

Overall:
Board:
Academy:

*FERPA: Data repressed due to less than 10 records.



HURON ACADEMY

36301 UTICA ROAD, CLINTON TOWNSHIP, MI 48035
11401 METROPOLITAN PKWY, STERLING HEIGHTS, MI 48312
HURONACADEMY.ORG



MISSION

Huron Academy's mission is to be a leader in the areas of academic excellence and safety, while developing the character of our students.

Superintendent/Principal: Joshua Sobczak (PreK-8)
Assistant Principal: Sarah Paprocki (PreK-8)

Grades Served: PreK-8
Assistant Principal: Lisa Lane (PreK-8)

Year Opened: 1999

Current Charter Contract Term: 2023-2030

Educational Service Provider: CS Partners

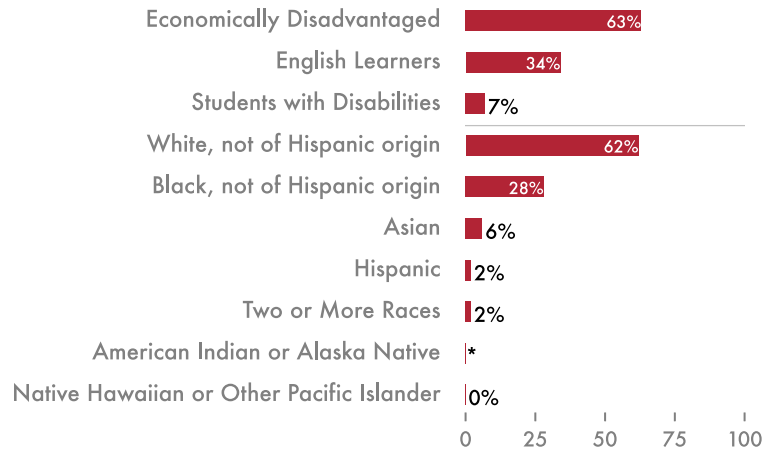
Resident District: Utica Community Schools

2023-24 Total Revenue: \$8,862,304 (General Fund)

2023-24 Total Expenditures: \$7,128,401 (minus "Remaining Expenditures")

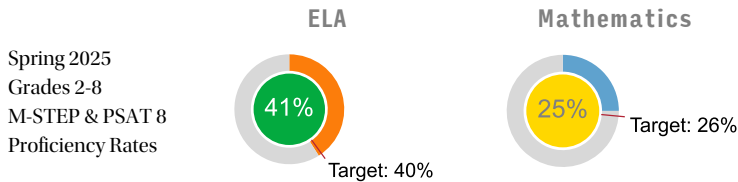
2023-24 Fund Balance: \$4,168,768 (All Funds)

SUBGROUPS AND ETHNICITIES

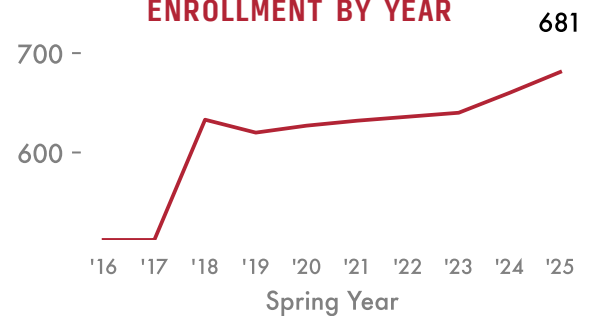


ACADEMIC GROWTH AND ACHIEVEMENT

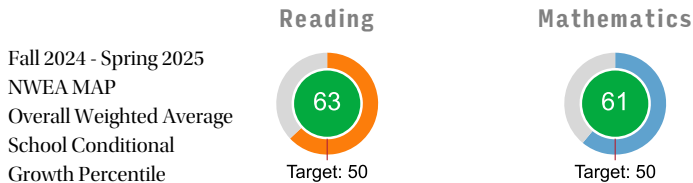
Are students making sufficient yearly academic growth to increase proficiency?



ENROLLMENT BY YEAR

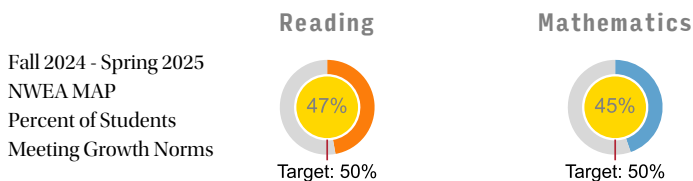


Are students making expected annual growth compared to their peers?



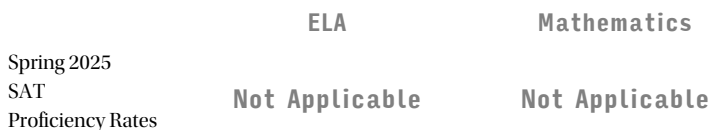
Fall 2024 - Spring 2025
NWEA MAP
Overall Weighted Average
School Conditional
Growth Percentile

Are students achieving proficiency on a nationally normed assessment?



Fall 2024 - Spring 2025
NWEA MAP
Percent of Students
Meeting Growth Norms

Are students making sufficient academic growth to achieve proficiency?



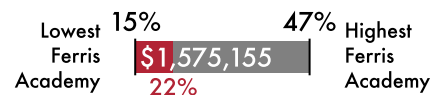
Spring 2025
SAT
Proficiency Rates

ACADEMY SPENDING As a Percent of Total Expenditures

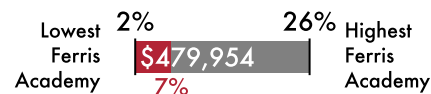
INSTRUCTION



BUSINESS & ADMINISTRATION



OPERATIONS & MAINTENANCE



BOARD DATA MEETINGS:

Regular Held: 9
Regular Not Held: 2
Special Held: 1

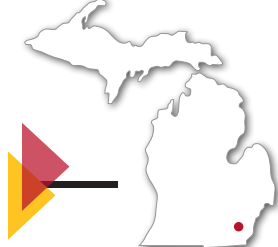
AVERAGE ATTENDANCE: 79%

BOARD VACANCIES: 0

CHARTER CONTRACT COMPLIANCE

Overall: 100%
Board: 100%
Academy: 100%

*FERPA: Data repressed due to less than 10 records.



JOY PREPARATORY ACADEMY

15055 DEXTER AVENUE, DETROIT, MI 48238
JOYPREP.COM



MISSION

JPA will educate children safely, vigorously and competitively, creating success in a global society.

School Leader:

Adasina Philyaw (PreK-8)

Grades Served:

PreK-8

Year Opened:

1999

Current Charter Contract Term:

2023-2028

Educational Service Provider:

The Leona Group

Resident District:

Detroit Public Schools Community District

2023-24 Total Revenue:

\$2,807,698 (General Fund)

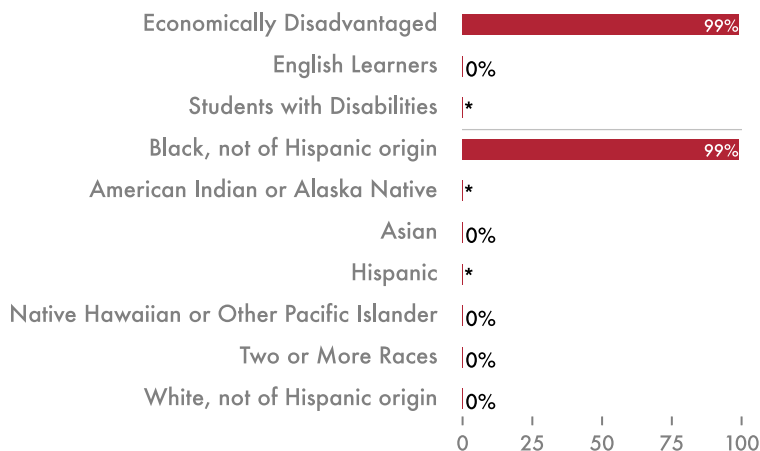
2023-24 Total Expenditures:

\$2,584,555 (minus "Remaining Expenditures")

2023-24 Fund Balance:

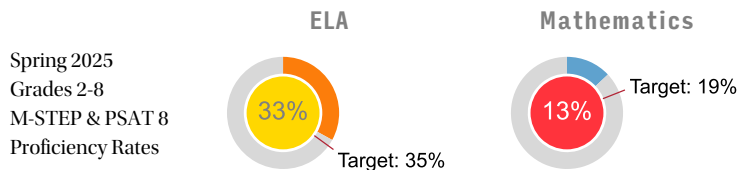
\$801,675 (All Funds)

SUBGROUPS AND ETHNICITIES

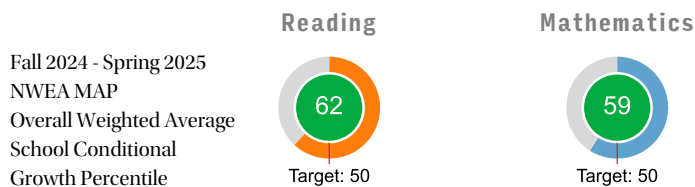


ACADEMIC GROWTH AND ACHIEVEMENT

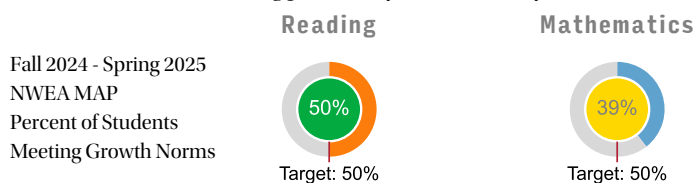
Are students making sufficient yearly academic growth to increase proficiency?




Are students making expected annual growth compared to their peers?



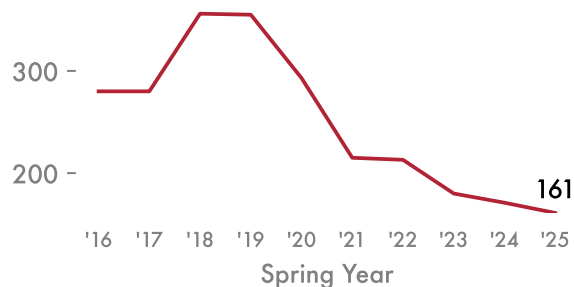
Are students achieving proficiency on a nationally normed assessment?



Are students making sufficient academic growth to achieve proficiency?

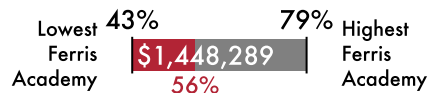


ENROLLMENT BY YEAR

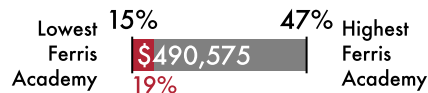


ACADEMY SPENDING As a Percent of Total Expenditures

INSTRUCTION



BUSINESS & ADMINISTRATION



OPERATIONS & MAINTENANCE



BOARD DATA MEETINGS:

Regular Held: 9
Regular Not Held: 1
Special Held: 0

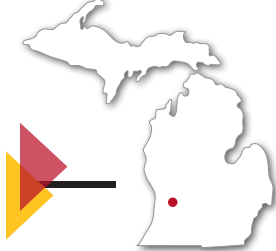
AVERAGE ATTENDANCE:
80%

BOARD VACANCIES:
0

CHARTER CONTRACT COMPLIANCE

Overall: 100%
Board: 100%
Academy: 100%

*FERPA: Data repressed due to less than 10 records.



LIGHTHOUSE ACADEMY

3330 36TH STREET, SE, KENTWOOD, MI 49508
LIGHTHOUSEACADEMYSCHOOL.ORG



LIGHTHOUSE ACADEMY

MISSION

A safe harbor that provides innovative whole-child education and ensures success despite life's storms.

Superintendent:

Dr. Heidi Cate (1-13)

Grades Served:

1-13

Year Opened:

2008

Current Charter Contract Term:

2025-2032

Educational Service Provider:

IES-GR

Resident District:

Kentwood Public Schools

2023-24 Total Revenue:

\$10,219,367 (General Fund)

2023-24 Total Expenditures:

\$8,482,217 (minus "Remaining Expenditures")

2023-24 Fund Balance:

\$3,049,137 (All Funds)

Assistant Superintendent:

Lucas Yax (1-13)

Principal:

Stacey Martinez (1-13)

Principal:

Ronda Dyer (1-13)

Principal:

Matt P. Milanowski (1-13)

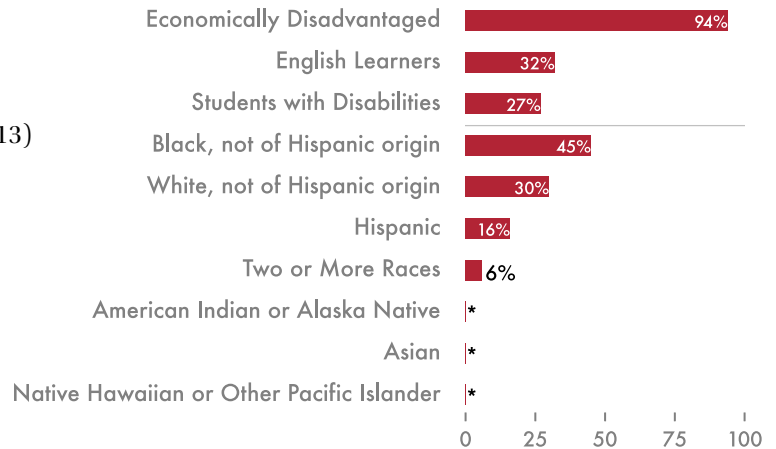
Principal:

Shea Williams (1-13)

Principal:

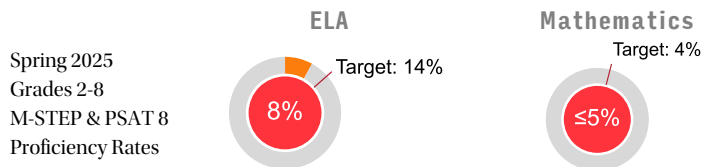
Sherri Nash (1-13)

SUBGROUPS AND ETHNICITIES




ACADEMIC GROWTH AND ACHIEVEMENT


Are students making sufficient yearly academic growth to increase proficiency?



Are students making expected annual growth compared to their peers?



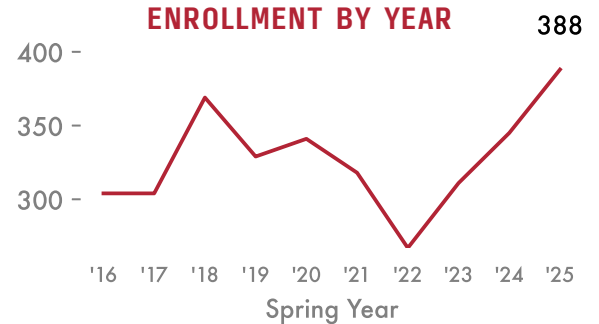
Are students achieving proficiency on a nationally normed assessment?



Are students making sufficient academic growth to achieve proficiency?



ENROLLMENT BY YEAR

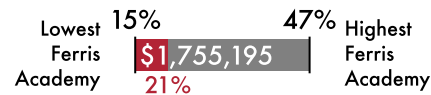


ACADEMY SPENDING As a Percent of Total Expenditures


INSTRUCTION



BUSINESS & ADMINISTRATION



OPERATIONS & MAINTENANCE



BOARD DATA MEETINGS:

Regular Held: 11
Regular Not Held: 0
Special Held: 2

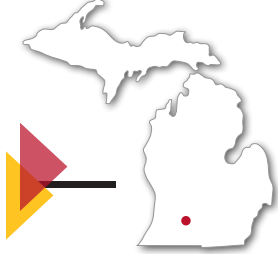
AVERAGE ATTENDANCE:
82%

BOARD VACANCIES:
0

CHARTER CONTRACT COMPLIANCE

Overall: 100%
Board: 100%
Academy: 100%

*FERPA: Data repressed due to less than 10 records.



MARSHALL ACADEMY

18203 HOMER ROAD, MARSHALL, MI 49068
MARSHALLACADEMY.ORG



Marshall Academy

MISSION

As members of the Marshall Academy community, we pledge our best efforts to create and maintain a disciplined learning environment based upon traditional moral values, while assuring mastery of the classic fundamentals of learning and challenging our students to excel in their given talents.

Director:

Leslie Katz (K-13)

Assistant Principal:

Michelle Skaggs (K-13)

Grades Served:

K-12

Year Opened:

2000

Current Charter Contract Term:

2024-2031

Educational Service Provider:

Midwest Management Group, Inc.

Resident District:

Marshall Public Schools

2023-24 Total Revenue:

\$3,362,896 (General Fund)

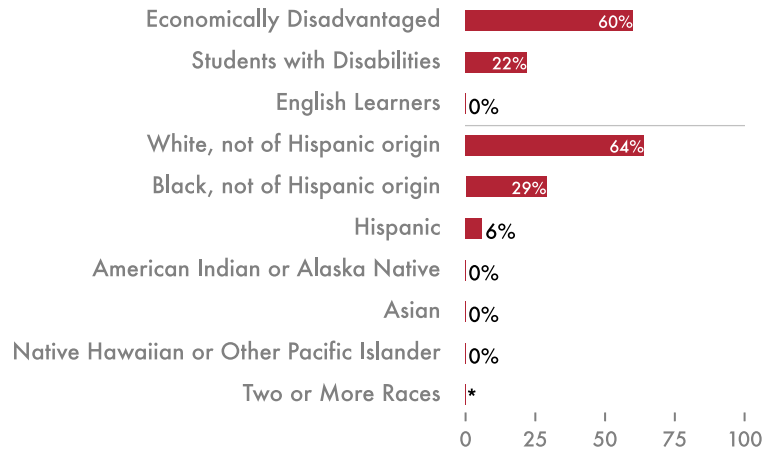
2023-24 Total Expenditures:

\$2,708,199 (minus "Remaining Expenditures")

2023-24 Fund Balance:

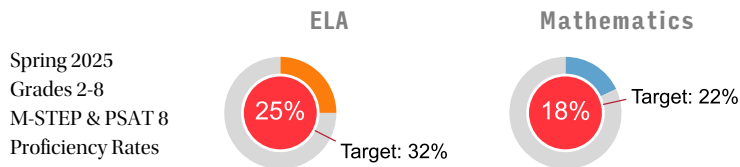
\$1,032,567 (All Funds)

SUBGROUPS AND ETHNICITIES

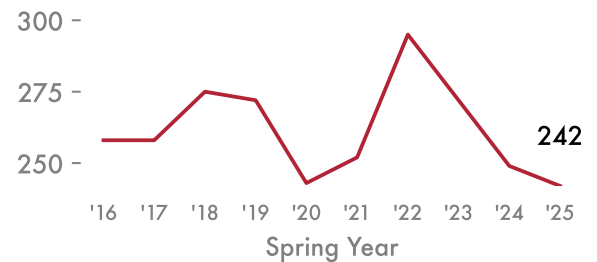


ACADEMIC GROWTH AND ACHIEVEMENT

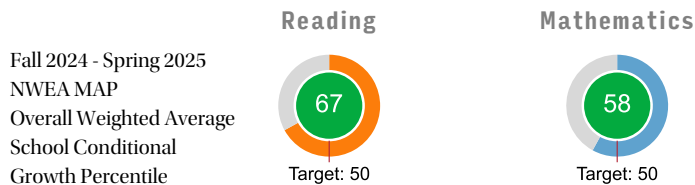
Are students making sufficient yearly academic growth to increase proficiency?



ENROLLMENT BY YEAR

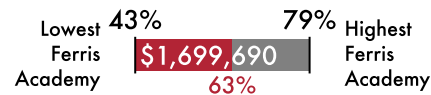


Are students making expected annual growth compared to their peers?

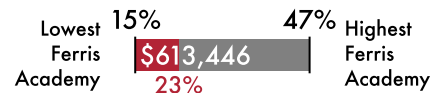


ACADEMY SPENDING As a Percent of Total Expenditures

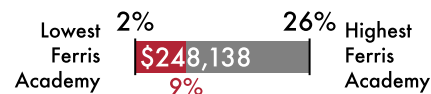
INSTRUCTION



BUSINESS & ADMINISTRATION



OPERATIONS & MAINTENANCE



BOARD DATA MEETINGS:

Regular Held: 11
Regular Not Held: 0
Special Held: 1

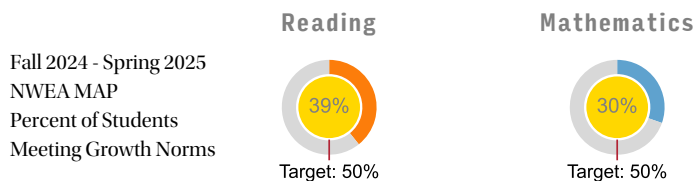
AVERAGE ATTENDANCE:
78%

BOARD VACANCIES:
0

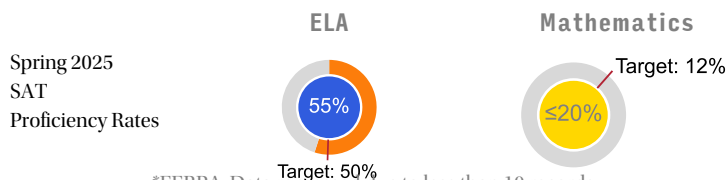
CHARTER CONTRACT COMPLIANCE

Overall: 97%
Board: 96%
Academy: 98%

Are students achieving proficiency on a nationally normed assessment?



Are students making sufficient academic growth to achieve proficiency?



*FERPA: Data repressed due to less than 10 records.



MICHIGAN COLLEGIATE

16911 EASTLAND ROSEVILLE, MI 48066
31300 RYAN ROAD, WARREN, MI 48092
MICHCOL.ORG



**MICHIGAN
COLLEGIATE**

MISSION

Inspire students to become lifelong learners

Create responsible citizens

Empower students to develop to their potential in a caring, supportive and diverse environment

Superintendent:

Russel Woodruff (K-12)

Principal:

Katie Jeffrey (K-6)

Grades Served:

K-12

Principal:

Bradley Valentine (6-12)

Year Opened:

1999

Current Charter Contract Term:

2023-2026

Educational Service Provider:

The Romine Group, Inc.

Resident District:

Roseville Community Schools

2023-24 Total Revenue:

\$13,654,313 (General Fund)

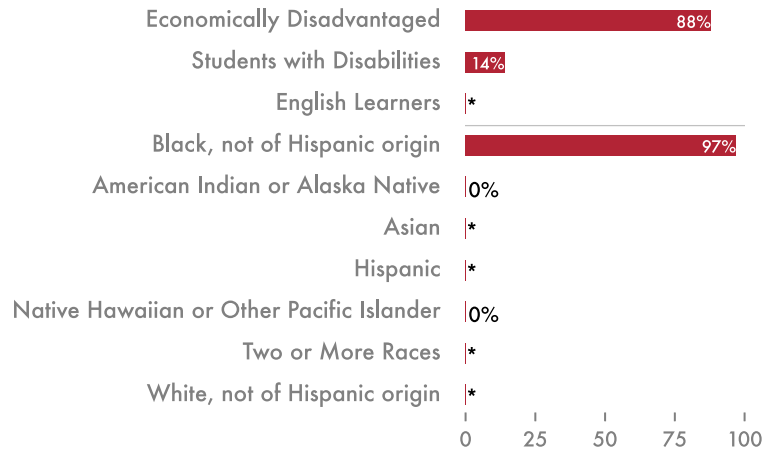
2023-24 Total Expenditures:

\$11,174,997 (minus "Remaining Expenditures")

2023-24 Fund Balance:

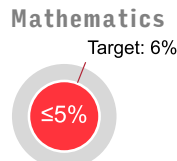
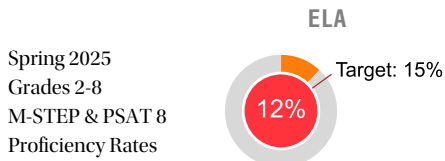
\$4,571,596 (All Funds)

SUBGROUPS AND ETHNICITIES

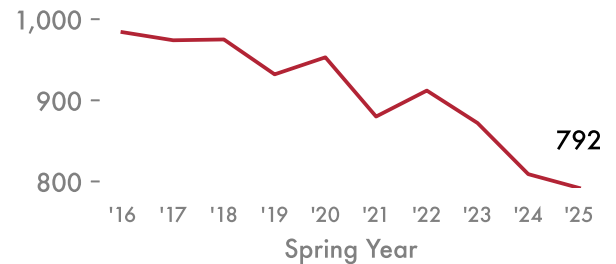


ACADEMIC GROWTH AND ACHIEVEMENT

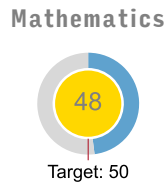
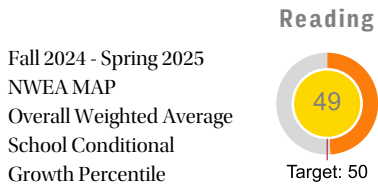
Are students making sufficient yearly academic growth to increase proficiency?



ENROLLMENT BY YEAR

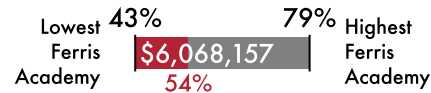


Are students making expected annual growth compared to their peers?



ACADEMY SPENDING As a Percent of Total Expenditures

INSTRUCTION



BUSINESS & ADMINISTRATION



OPERATIONS & MAINTENANCE



BOARD DATA MEETINGS:

Regular Held: 8

Regular Not Held: 2

Special Held: 0

AVERAGE ATTENDANCE:
84%

BOARD VACANCIES:
1

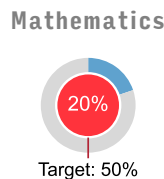
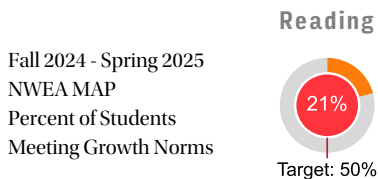
CHARTER CONTRACT COMPLIANCE

Overall: 97%

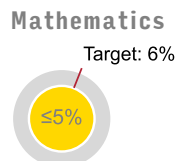
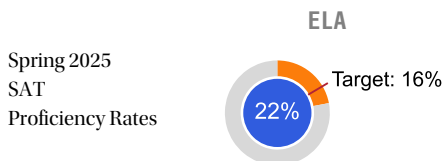
Board: 100%

Academy: 93%

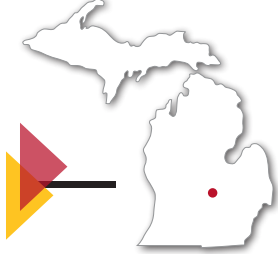
Are students achieving proficiency on a nationally normed assessment?



Are students making sufficient academic growth to achieve proficiency?



*FERPA: Data repressed due to less than 10 records.



MICHIGAN CONNECTIONS ACADEMY

3950 HERITAGE AVENUE, OKEMOS, MI 48864
CONNECTIONSACADEMY.COM/MICHIGAN-VIRTUAL-SCHOOL



MISSION

Our mission is to help each student maximize his or her potential and meet the highest performance standards. We are a high-quality, high-tech "school without walls" that brings out the best in every student.

Superintendent:

Bryan Klochack (K-12)

Grades Served:

K-12

Year Opened:

2010

Current Charter Contract Term:

2025-2032

Educational Service Provider:

Connections Education, LLC

Resident District:

Okemos Public Schools

2023-24 Total Revenue:

\$19,772,232 (General Fund)

2023-24 Total Expenditures:

\$17,372,920 (minus "Remaining Expenditures")

2023-24 Fund Balance:

\$10,408,284 (All Funds)

Principal:

Kim Roberts (K-5)

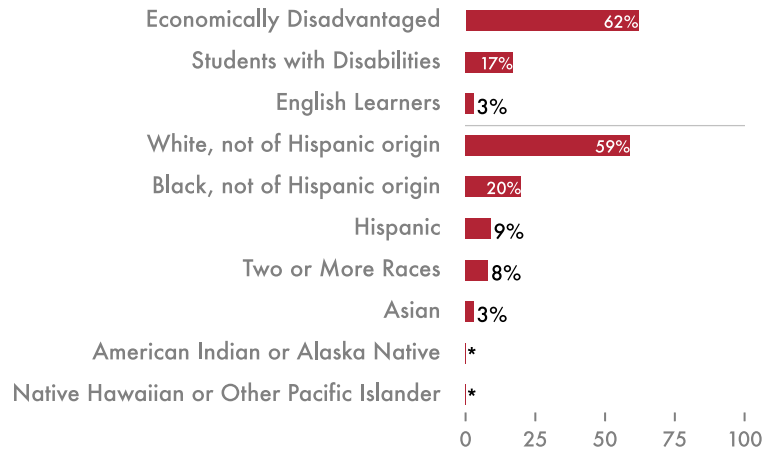
Principal:

Kyle Luft (6-12)

Principal:

Niebal Atiyeh (9-12)

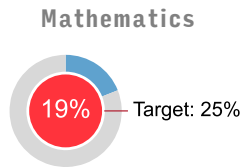
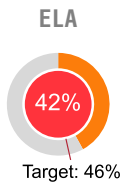
SUBGROUPS AND ETHNICITIES



ACADEMIC GROWTH AND ACHIEVEMENT

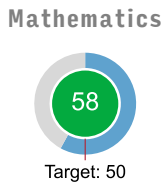
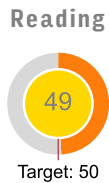
Are students making sufficient yearly academic growth to increase proficiency?

Spring 2025
Grades 2-8
M-STEP & PSAT 8
Proficiency Rates



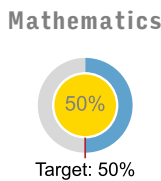
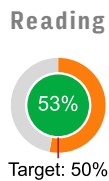
Are students making expected annual growth compared to their peers?

Fall 2024 - Spring 2025
NWEA MAP
Overall Weighted Average
School Conditional
Growth Percentile



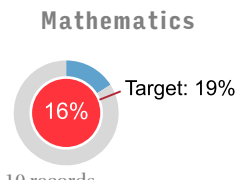
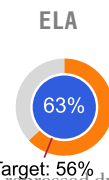
Are students achieving proficiency on a nationally normed assessment?

Fall 2024 - Spring 2025
NWEA MAP
Percent of Students
Meeting Growth Norms



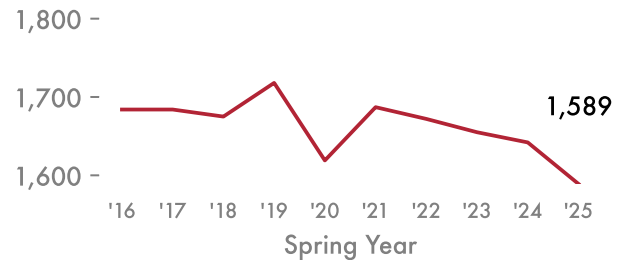
Are students making sufficient academic growth to achieve proficiency?

Spring 2025
SAT
Proficiency Rates



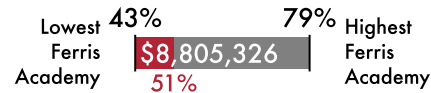
*FERPA: Data repressed due to less than 10 records.

ENROLLMENT BY YEAR




ACADEMY SPENDING As a Percent of Total Expenditures

INSTRUCTION



BUSINESS & ADMINISTRATION



OPERATIONS & MAINTENANCE



BOARD DATA MEETINGS:

Regular Held: 6
Regular Not Held: 0
Special Held: 0

AVERAGE ATTENDANCE:
90%

BOARD VACANCIES:
0

CHARTER CONTRACT COMPLIANCE

Overall: 93%
Board: 92%
Academy: 94%



MUSKEGON MONTESSORI ACADEMY FOR ENVIRONMENTAL CHANGE

2950 MCCRACKEN STREET, NORTON SHORES, MI 49441
MUSKEGONMONTESSORIACADEMY.COM



MISSION

The mission of Muskegon Montessori Academy for Environmental Change is to prepare students to be academically and environmentally excellent for sustained success in a global economy. The Academy will sharpen critical thinking skills of its students and through learning that remains relevant, active, environmentally focused, and globally mindful.

Area Superintendent: Ali DuBois (PreK-8)
School Leader: Brad Coon (PreK-8)

Grades Served:
PreK-8

Year Opened:
2013

Current Charter Contract Term:
2023-2030

Educational Service Provider:
Choice Schools Associates, LLC

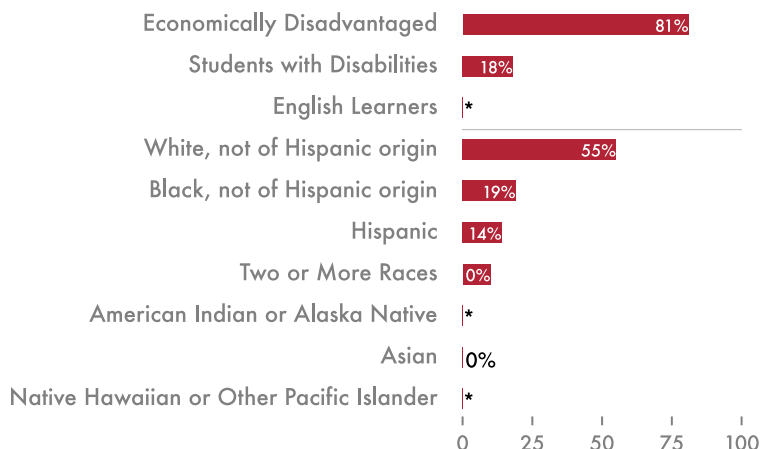
Resident District:
Mona Shores Public School District

2023-24 Total Revenue:
\$2,493,513 (General Fund)

2023-24 Total Expenditures:
\$1,903,399 (minus "Remaining Expenditures")

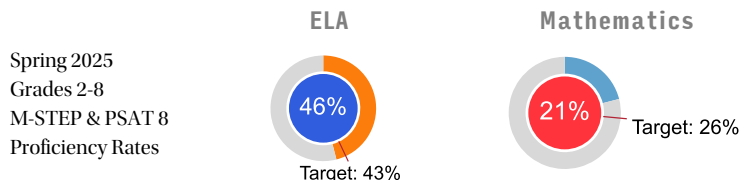
2023-24 Fund Balance:
\$844,659 (All Funds)

SUBGROUPS AND ETHNICITIES

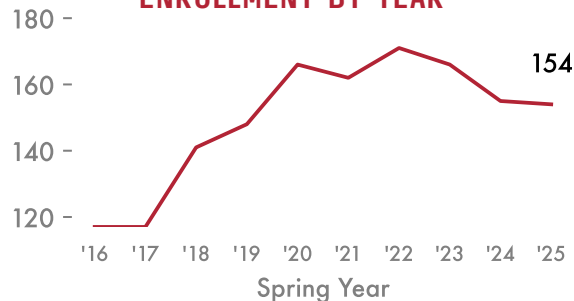


ACADEMIC GROWTH AND ACHIEVEMENT

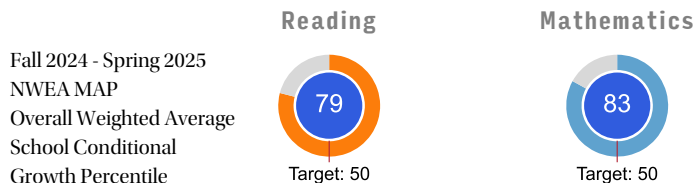
Are students making sufficient yearly academic growth to increase proficiency?



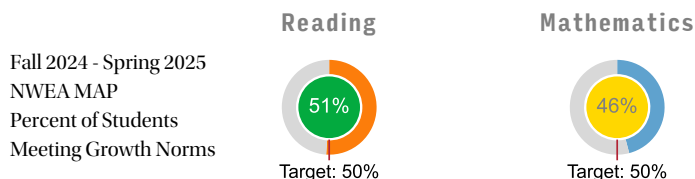
ENROLLMENT BY YEAR



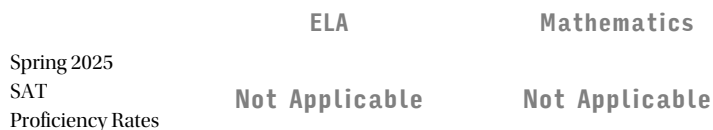
Are students making expected annual growth compared to their peers?



Are students achieving proficiency on a nationally normed assessment?

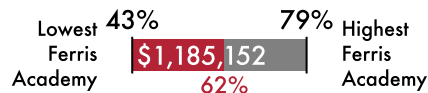


Are students making sufficient academic growth to achieve proficiency?

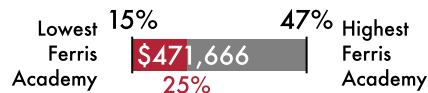


ACADEMY SPENDING As a Percent of Total Expenditures

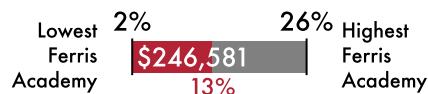
INSTRUCTION



BUSINESS & ADMINISTRATION



OPERATIONS & MAINTENANCE



BOARD DATA MEETINGS:

Regular Held: 10
Regular Not Held: 1
Special Held: 0

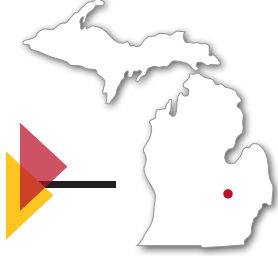
AVERAGE ATTENDANCE:
71%

BOARD VACANCIES:
0

CHARTER CONTRACT COMPLIANCE

Overall: 98%
Board: 98%
Academy: 97%

*FERPA: Data repressed due to less than 10 records.



NORTHRIDGE ACADEMY

4100 COLDWATER ROAD, FLINT, MI 48504
NORTHRIDGEFLINT.COM

Committed to Excellence....No Excuses!
NORTHRIDGE
ACADEMY

MISSION

Northridge Academy provides learning experiences in a safe, caring, and respectful environment that is second to none. The academy will employ best practices to produce well-educated, compassionate students ready to compete in a global society.

School Leader:

Evelyn Hamlett (PreK-8)

Grades Served:

PreK-8

Year Opened:

1999

Current Charter Contract Term:

2025-2032

Educational Service Provider:

The Leona Group

Resident District:

Westwood Heights Schools

2023-24 Total Revenue:

\$3,568,436 (General Fund)

2023-24 Total Expenditures:

\$3,185,852 (minus "Remaining Expenditures")

2023-24 Fund Balance:

\$955,732 (All Funds)

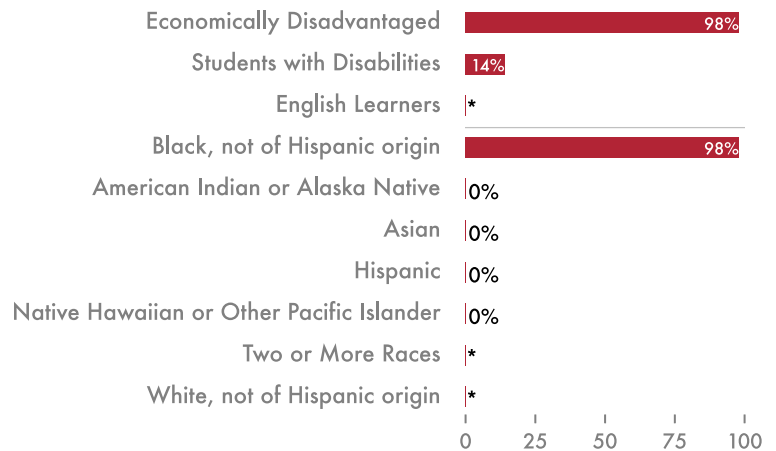
Superintendent:

Latricia Brown (PreK-8)

Assistant School Leader:

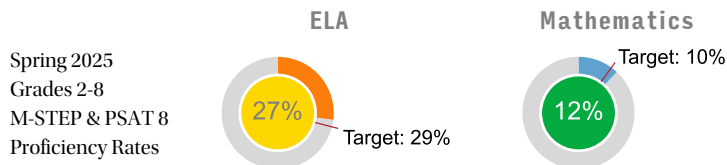
Glenita Rubin-Shelton (PreK-8)

SUBGROUPS AND ETHNICITIES



ACADEMIC GROWTH AND ACHIEVEMENT

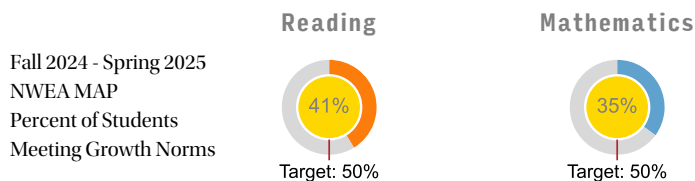
Are students making sufficient yearly academic growth to increase proficiency?



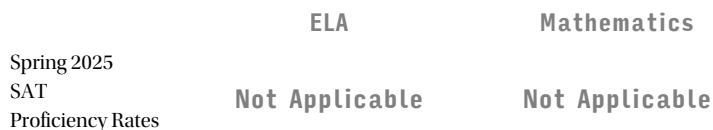
Are students making expected annual growth compared to their peers?



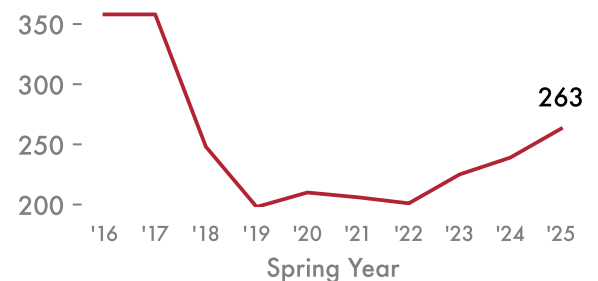
Are students achieving proficiency on a nationally normed assessment?



Are students making sufficient academic growth to achieve proficiency?

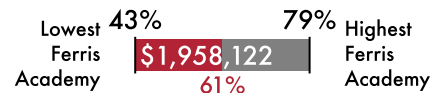


ENROLLMENT BY YEAR



ACADEMY SPENDING As a Percent of Total Expenditures

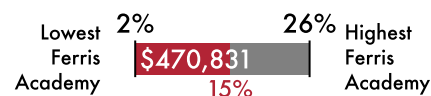
INSTRUCTION



BUSINESS & ADMINISTRATION



OPERATIONS & MAINTENANCE



BOARD DATA MEETINGS:

Regular Held: 9
Regular Not Held: 1
Special Held: 0

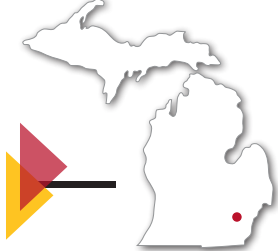
AVERAGE ATTENDANCE:
76%

BOARD VACANCIES:
0

CHARTER CONTRACT COMPLIANCE

Overall: 100%
Board: 100%
Academy: 100%

*FERPA: Data repressed due to less than 10 records.



PITTSFIELD ACRES ACADEMY

4377 TEXTILE ROAD, YPSILANTI, MI 48197
GEE-EDU.COM/SCHOOLS/PITTSFIELDACRES/INDEX



**PITTSFIELD
ACRES ACADEMY**

MISSION

To promote lifelong learning by nurturing academic excellence, positive character, and appreciation of cultures.

Principal:

Crystal Baker (K-8)

Superintendent:

Michael Conran (K-8)

Grades Served:

K-5

Year Opened:

2022

Current Charter Contract Term:

2022-2027

Educational Service Provider:

Global Educational Excellence

Resident District:

Ypsilanti Public Schools

2023-24 Total Revenue:

\$1,453,836 (General Fund)

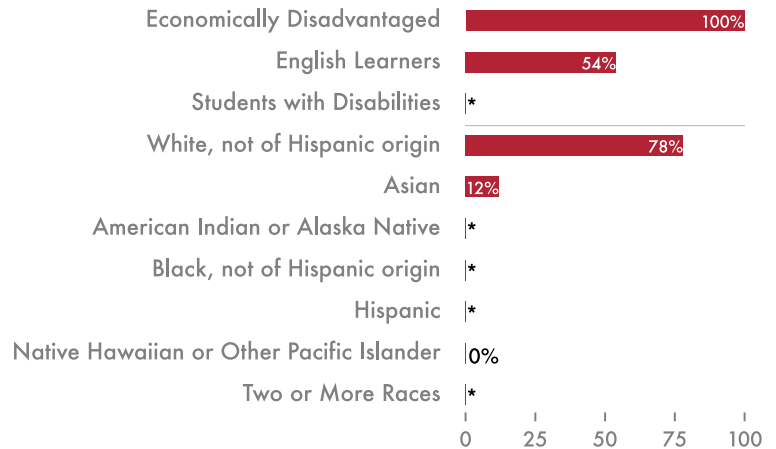
2023-24 Total Expenditures:

\$1,239,041 (minus "Remaining Expenditures")

2023-24 Fund Balance:

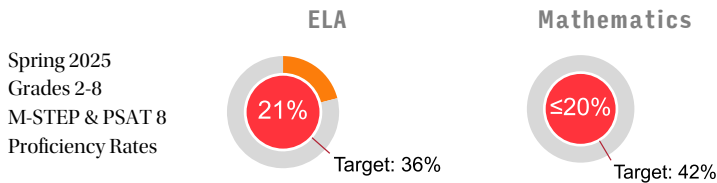
\$9,466 (All Funds)

SUBGROUPS AND ETHNICITIES

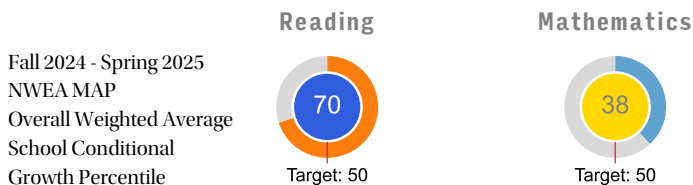


ACADEMIC GROWTH AND ACHIEVEMENT

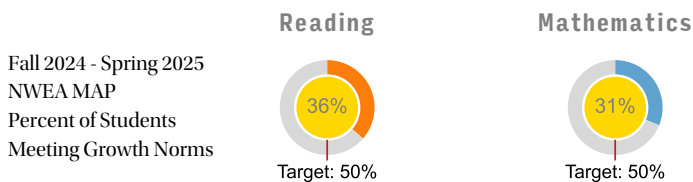
Are students making sufficient yearly academic growth to increase proficiency?




Are students making expected annual growth compared to their peers?



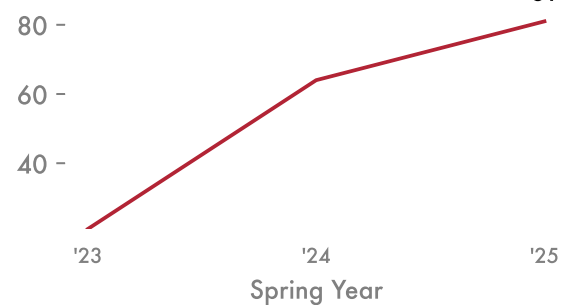
Are students achieving proficiency on a nationally normed assessment?



Are students making sufficient academic growth to achieve proficiency?



ENROLLMENT BY YEAR

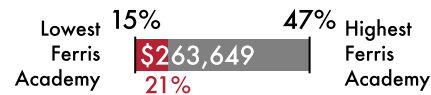


ACADEMY SPENDING As a Percent of Total Expenditures

INSTRUCTION



BUSINESS & ADMINISTRATION



OPERATIONS & MAINTENANCE



BOARD DATA MEETINGS:

Regular Held: 6
Regular Not Held: 5
Special Held: 2

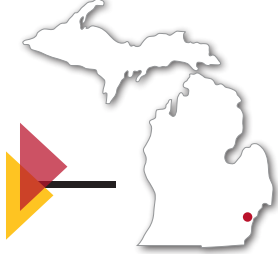
AVERAGE ATTENDANCE:
75%

BOARD VACANCIES:
0

CHARTER CONTRACT COMPLIANCE

Overall: 100%
Board: 100%
Academy: 100%

*FERPA: Data repressed due to less than 10 records.



RED OAK ACADEMY

22280 EAST PRICE DRIVE
CLINTON TOWNSHIP, MI 48035
GEE-EDU.COM/SCHOOLS/REDOAK/INDEX



RED OAK ACADEMY

MISSION

To promote lifelong learning by nurturing academic excellence, positive character traits, and an appreciation of cultures.

School Leader:

Mohammed Ishtiaq (K-8)

Superintendent:

Michael Conran (K-8)

Grades Served:

K-8

Year Opened:

2023

Current Charter Contract Term:

2023-2028

Educational Service Provider:

Global Educational Excellence

Resident District:

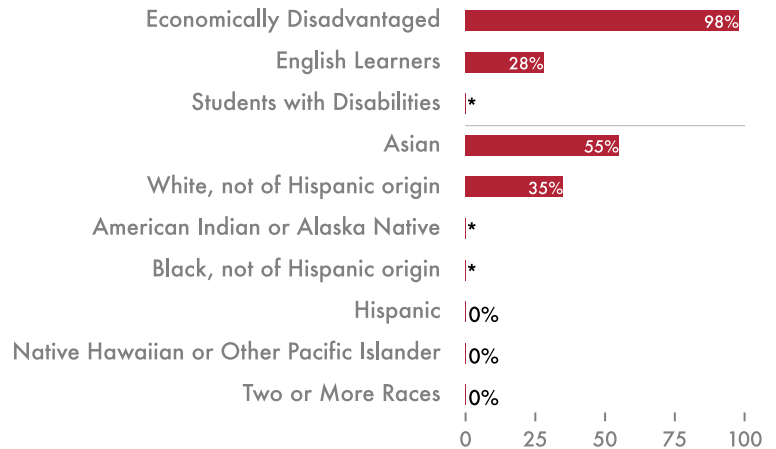
Clintondale School District

2023-24 Total Revenue:

2023-24 Total Expenditures:

2023-24 Fund Balance:

SUBGROUPS AND ETHNICITIES




ACADEMIC GROWTH AND ACHIEVEMENT

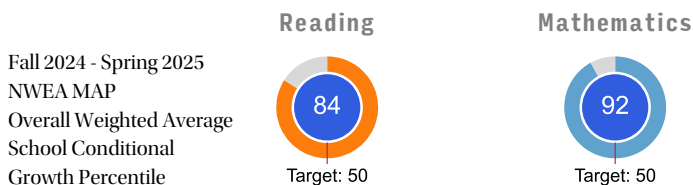
Are students making sufficient yearly academic growth to increase proficiency?



ENROLLMENT BY YEAR



Are students making expected annual growth compared to their peers?



ACADEMY SPENDING As a Percent of Total Expenditures

INSTRUCTION

BUSINESS & ADMINISTRATION

OPERATIONS & MAINTENANCE

BOARD DATA MEETINGS:

Regular Held: 9
Regular Not Held: 3
Special Held: 1

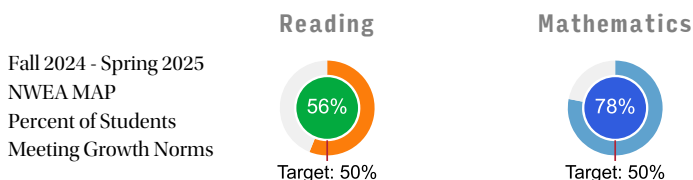
AVERAGE ATTENDANCE: 79%

BOARD VACANCIES: 1

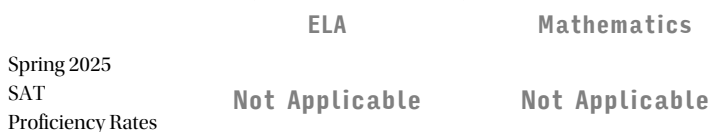
CHARTER CONTRACT COMPLIANCE

Overall: 95%
Board: 94%
Academy: 97%

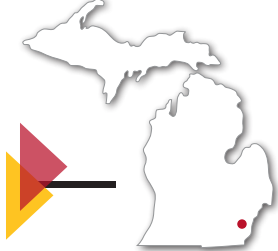
Are students achieving proficiency on a nationally normed assessment?



Are students making sufficient academic growth to achieve proficiency?



*FERPA: Data repressed due to less than 10 records.



VOYAGEUR ACADEMY

4321 MILITARY STREET, DETROIT, MI 48210
4366 MILITARY STREET, DETROIT, MI 48210
VOYAGEURACADEMY.COM



MISSION

The mission of the Voyageur School District is to prepare students to be College Ready and College Bound. This mission will be achieved through the fundamental pillars of Discipline, Focus and Hard-Work; and the Sustenance pillars of Perseverance and Character.

Superintendent: Vergil Smith (K-12)
Deputy Superintendent & Principal: Rod Atkins (K-8)

Grades Served: K-12
Principal: Patricia Crosson (9-12)

Year Opened: 1998

Current Charter Contract Term: 2022-2027

Educational Service Provider: The Romine Group, Inc.

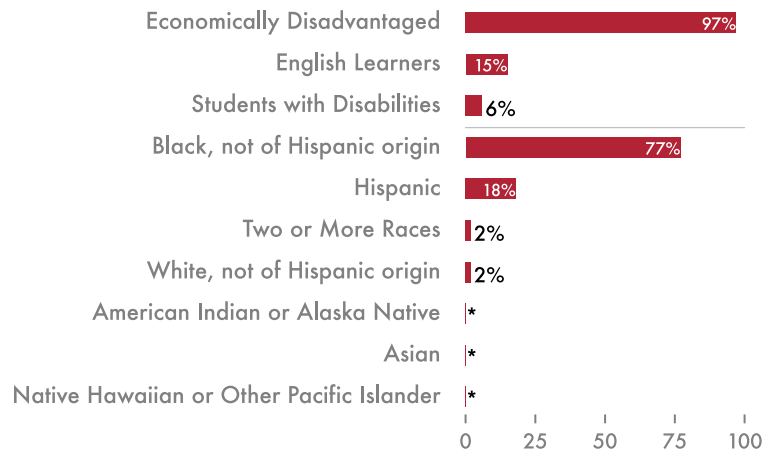
Resident District: Detroit Public Schools Community District

2023-24 Total Revenue: \$19,054,460 (General Fund)

2023-24 Total Expenditures: \$13,793,012 (minus "Remaining Expenditures")

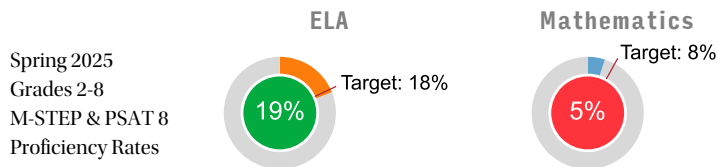
2023-24 Fund Balance: \$7,689,696 (All Funds)

SUBGROUPS AND ETHNICITIES

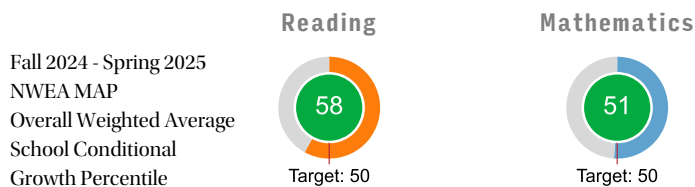


ACADEMIC GROWTH AND ACHIEVEMENT

Are students making sufficient yearly academic growth to increase proficiency?



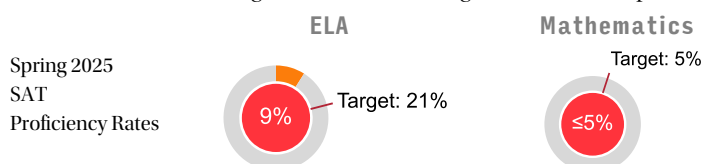
Are students making expected annual growth compared to their peers?



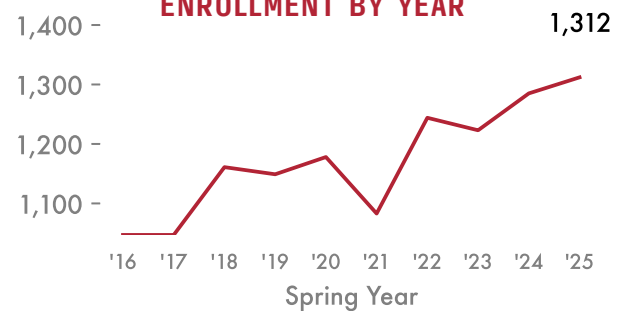
Are students achieving proficiency on a nationally normed assessment?



Are students making sufficient academic growth to achieve proficiency?

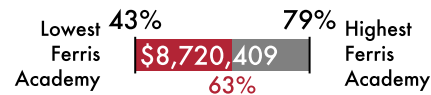


ENROLLMENT BY YEAR

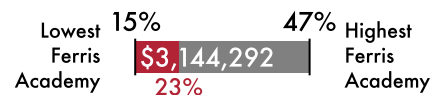


ACADEMY SPENDING As a Percent of Total Expenditures

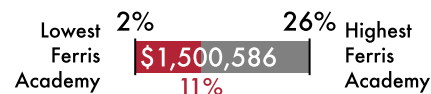
INSTRUCTION



BUSINESS & ADMINISTRATION



OPERATIONS & MAINTENANCE



BOARD DATA MEETINGS:

Regular Held: 9
Regular Not Held: 1
Special Held: 3

AVERAGE ATTENDANCE: 93%

BOARD VACANCIES: 0

CHARTER CONTRACT COMPLIANCE

Overall: 100%
Board: 100%
Academy: 100%

*FERPA: Data repressed due to less than 10 records.



This image shows a single sheet of white paper with horizontal ruling lines. The lines are evenly spaced and run across the width of the page. There are no margins, text, or other markings on the paper.



FERRIS STATE UNIVERSITY

FERRIS FORWARD

Ferris State University is an equal opportunity institution. For information on the University's Policy on Non-Discrimination, visit ferris.edu/non-discrimination.

