













SOUTH CAMPUS

SCALE: 1" = 300'SO

Legend

- | | |
|--|--|
|  ACADEMIC |  STUDENT SERVICES |
|  ADMINISTRATION |  OTHER |
|  ATHLETICS |  NON FERRIS |
|  RESIDENT HOUSING | |

KEY

- | | |
|--|--|
|  BARRIER FREE PARKING |  PUSH BUTTON DOOR |
|  NON PUSH BUTTON DOOR |  CURB CUT CROSSWALK |
|  ADA PATHS | |

Ferris State University	
Office of Plant and Project Man. 111 W. Knollview Rd. Big Rapids, MI 49307	
DRAWN BY: Dustin Kuzee	