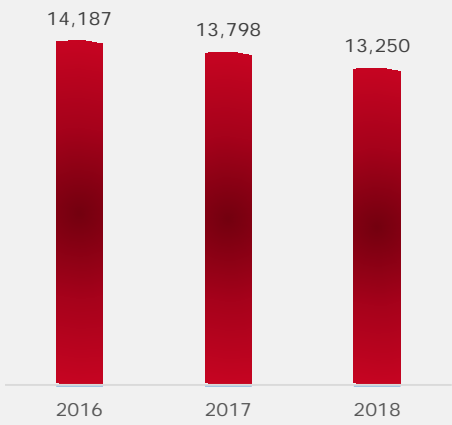


Ferris State University Performance Report Card

Additional information about Ferris State University can be found at: [Ferris State University Fact Books](#)

Fall Enrollment



Student-Faculty Ratio

16:1 (2016-2018)

Total University Student-Employee Ratio*

7:1 (2016-2018)

* Full and part-time employees, as well as student employees are included in the staffing totals.

Placement Rate

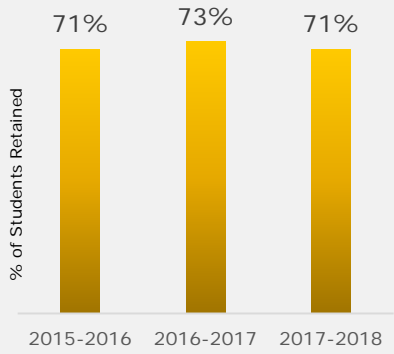
Includes graduates who are continuing their education or are employed.



Fall to Fall 1st Year Retention Rates

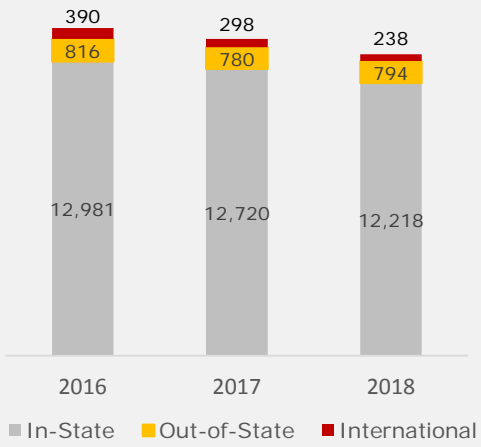
(Full-Time FTIACS *)

Students Enrolled in 2 & 4 Year Programs



*FTIAC: First Time In Any College, Entering Year Cohort

Geographic Origination of Students



Pell Grant Information

Aid Year	Number of Pell Grant Recipients	Number of Yearly Pell Graduates
17-18	4,718	1,404
16-17	4,722	1,568
15-16	5,255	1,450

Teaching Loads

For complete information about teaching loads, follow this link: [Ferris Faculty Association](#)

Six-Year Graduation Rates

Full-Time Bachelor Degree Seeking Students

