

CONTRACT PERFORMANCE REPORT

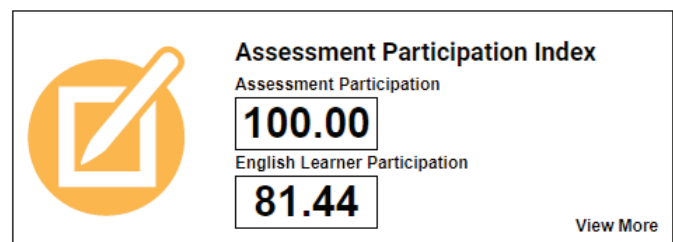

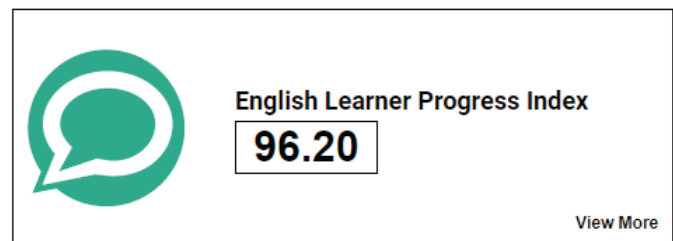
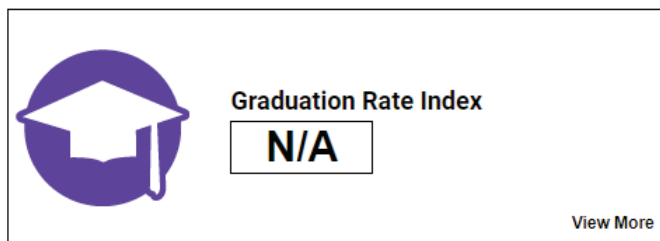




2018-2019

Huron Academy - Elementary/Middle

MICHIGAN SCHOOL INDEX

In 2016-2017 Michigan introduced the Michigan School Index System as a new accountability system under the Every Student Succeeds Act (ESSA) of 2015. Schools receive an overall index value ranging from 0-100, based on six key areas: student assessment data, graduation rates, attendance rates, completing advanced coursework, postsecondary enrollment, and staffing ratios.

Below are the Academy's actual index scores for 2019, along with the overall school index:



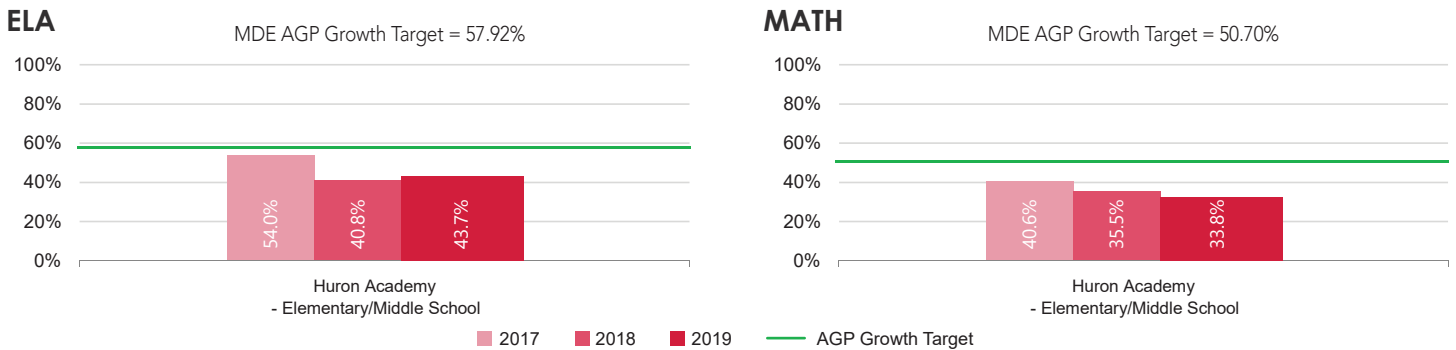
For more information on Michigan's school accountability system and the School Index System, please visit: <https://www.mischooldata.org/SchoolIndex2/Location.aspx>

Huron Academy

2018-2019 Contract Performance Report UPDATE

MDE School Growth Index 2019

Percent of all students in grades 4-8 & 11 who met their Adequate Growth Percentile (AGP)



The Academy's School Growth Index in ELA and math has been updated for 2019 (above). Please refer to these scores, in addition to the other assessment data presented in the 2018-2019 Contract Performance Report, for a holistic view of the Academy's performance.

School	Value
Muskegon Montessori Academy for Environmental Change	95.32
Huron Academy - Elementary	92.19
Bridge Academy East	82.89
Hope of Detroit Academy - Elementary	76.28
Creative Technologies Academy	75.44
Huron Academy - Elementary/Middle School	70.16
New Bedford Academy	67.17
Michigan Connections Academy	65.46
Marshall Academy	63.07
Battle Creek Montessori Academy	57.53
Bridge Academy West	54.31
Northridge Academy	49.72
Hope Academy of West Michigan	44.00
Voyageur College Prep	40.42
Hope of Detroit Academy - Middle/High	36.36
Conner Creek Academy East - Elementary	34.72
Voyageur Academy	33.29
Conner Creek Academy East - Collegiate	32.43
Joy Preparatory Academy	31.19
Benton Harbor Charter School	29.01
Lighthouse Academy - Eagle Village	23.11
Lighthouse Academy - North Campus	22.67
Clara B. Ford Academy	22.48
Lighthouse Academy	21.03
Blended Learning Academies Credit Recovery High School	10.41
Lighthouse Academy - St. Johns	0.00
Lighthouse Academy - The Pier	0.00
Lighthouse Academy - Waalkes	No Data Available

MDE Index Value 2019

Overall Index of all Ferris charter schools

The Academy's overall Index Value has also been updated for 2019. Presented to the left is the Academy's Overall Index Value, in comparison to all Ferris authorized academies.