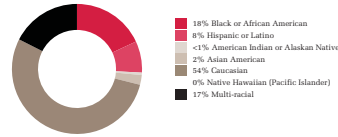




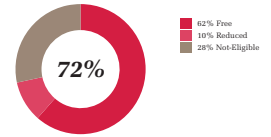
School Leader: *Jessica Eldridge*
Grades Served: *PreK-8*
Year Opened: *2013*

Current Charter Contract Term: *2013-2018*
Educational Service Provider: *MiChoice*
Resident District: *Battle Creek Public Schools*
2016-17 Total Revenue: *\$1,475,492*
2016-17 Total Expenditures: *\$1,322,566*
2016-17 Fund Balance *\$197,669*

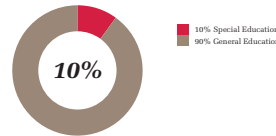
Ethnicity



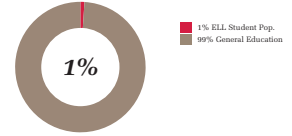
Free & Reduced Price Lunch Eligibility



General & Special Education Status



English Language Learners (ELL)



Mission Statement

As educators within the philosophy of Montessori, it is our mission to create an environment that directs the students toward self-actualization in all areas of study by recognizing their stages of development.

M-STEP Proficiency

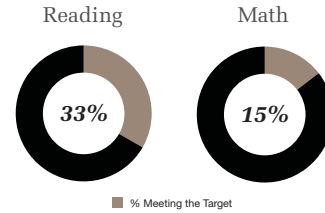
Grade	Subject	Prior Year 2015-2016	Current Year 2016-2017	Resident District	State
Grade 3	ELA	30.0%	26.7%	13.4%	44.1%
	Math	11.1%	35.7%	13.7%	46.8%
Grade 4	ELA	16.7%	19.0%	14.0%	44.2%
	Math	*	9.5%	10.1%	42.0%
Grade 5	ELA	*	*	22.9%	51.1%
	Math	*	*	9.5%	35.0%
Grade 6	ELA	7.7%	*	15.3%	43.6%
	Math	7.7%	*	5.6%	34.2%
Grade 7	ELA	0.0%	*	17.5%	44.8%
	Math	0.0%	*	7.2%	36.2%
Grade 8	ELA	*	*	16.9%	48.0%
	Math	*	*	0.0%	33.5%
Grade 11	ELA (SAT)			25.9%	60.3%
	Math (SAT)			8.6%	36.8%

MAP Growth Percentiles

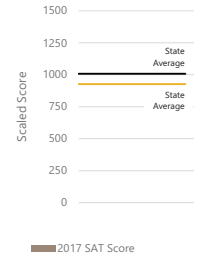
	Conditional Growth Percentile	
	READING	MATH
Grade 2	85.0	12.0
Grade 3	47.0	92.0
Grade 4	31.0	18.0
Grade 5	*	*
Grade 6	*	*
Grade 7	99.0	80.0
Grade 8	*	*

NWEA MAP Achievement

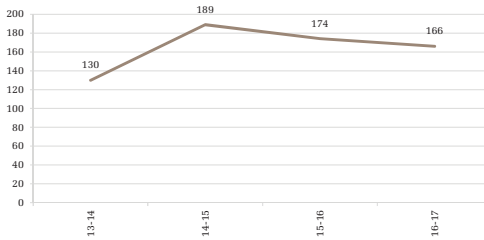
Average NWEA MAP achievement percentile ranking for all students grades 2 through 8



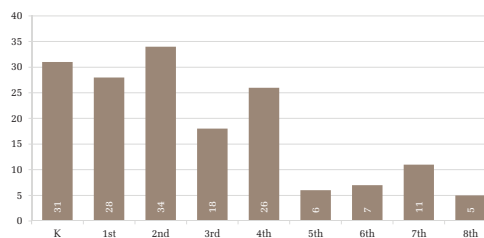
SAT Total Score



Enrollment by Year

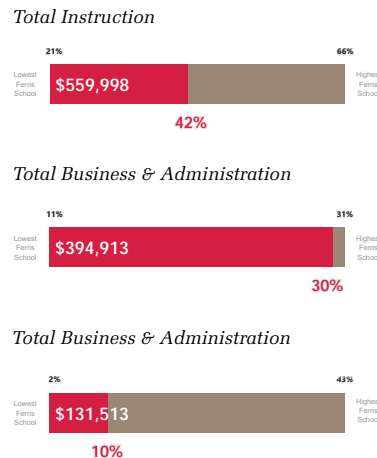


Number of Students in Each Grade



Charter Contract Compliance Overall **100%** Board **100%** Academy **100%**

Academy Spending, as a Percent of Total Expenditures



Board Meetings, Attendance, & Position Vacancies

