

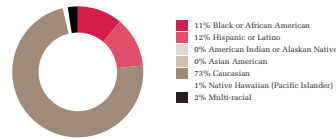


1754 E Clark Rd
Lansing, MI 48906

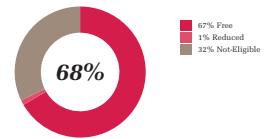
School Leader: *Greg Morris*
Grades Served: 9-12
Year Opened: 2014

Current Charter Contract Term: 2014-2019
Educational Service Provider: *ITS Education Management Group, LLC*
Resident District: *Lansing Public School District*
2016-17 Total Revenue: *\$1,044,846*
2016-17 Total Expenditures: *\$1,005,186*
2016-17 Fund Balance *\$52,427*

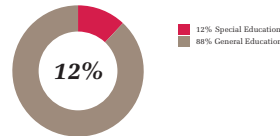
Ethnicity



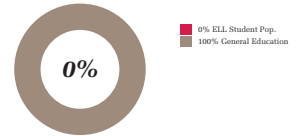
Free & Reduced Price Lunch Eligibility



General & Special Education Status



English Language Learners (ELL)



Mission Statement

Blended Learning Academies supports the emotional and academic strength of 9-12 grade students in an educational environment that encourages all students to meet their intellectual and personal potential.

M-STEP Proficiency

Grade	Subject	Prior Year 2015-2016	Current Year 2016-2017	Resident District	State
Grade 3	ELA			24.4%	44.1%
	Math			27.7%	46.8%
Grade 4	ELA			20.5%	44.2%
	Math			16.8%	42.0%
Grade 5	ELA			23.5%	51.1%
	Math			9.4%	35.0%
Grade 6	ELA			17.8%	43.6%
	Math			8.4%	34.2%
Grade 7	ELA			18.1%	44.8%
	Math			7.5%	36.2%
Grade 8	ELA			16.8%	48.0%
	Math			0.0%	33.5%
Grade 11	ELA (SAT)	5.9%	*	28.5%	60.3%
	Math (SAT)	0.0%	*	8.4%	36.8%

MAP Growth Percentiles

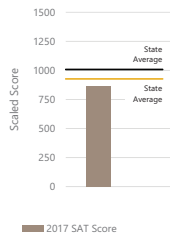
	Conditional Growth Percentile	
	READING	MATH
Grade 9	27.0	1.0
Grade 10	22.0	70.0

NWEA MAP Achievement

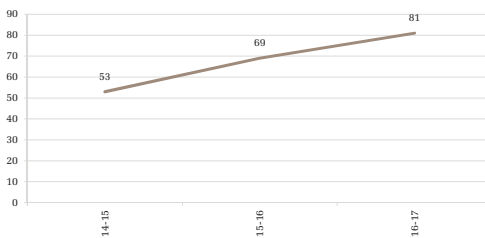
Average NWEA MAP achievement percentile ranking for all students grades 2 through 8

Reading: NA
Math: NA

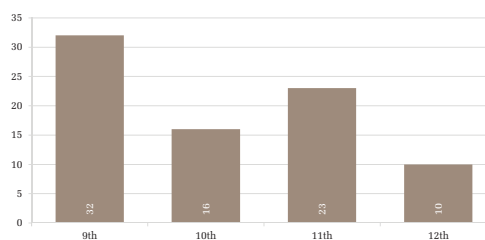
SAT Total Score



Enrollment by Year



Number of Students in Each Grade

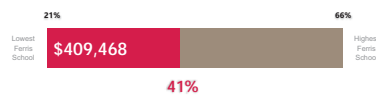


Charter Contract Compliance

Overall **98%** Board **96%** Academy **100%**

Academy Spending, as a Percent of Total Expenditures

Total Instruction



Total Business & Administration

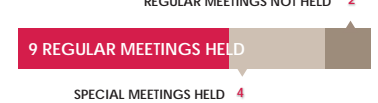


Total Business & Administration



Board Meetings, Attendance, & Position Vacancies

Board Meetings



Board Attendance



Board Position Vacancies

