
FERRIS STATE UNIVERSITY

PRODUCTIVITY REPORT

FALL 1999 - WINTER 2004



INDEX

Page

i - iv.....Preface
v - vi.....Course Prefix Coding Scheme

Detail of SCH/FTEF (White Pages)

1.....**Ferris State University**

2.....**College of Allied Health Sciences**

5,17.....Allied Dental Department
5,17.....College of Allied Health Sciences - Dept. (CAHS)
5,17.....Environmental and Clinical Sciences
5,17,18.....Health Management (CCHS, EHSM, HCSA, IEHM, MRIS)
5,18,19.....Health Related Programs (CLLS, NUCM, OPHT, OPTI, RADI, RESP, SONO)
5,20.....Hospital Related Department
6,20.....Nursing & Dental Hygiene (DHYG, NURS)
6,20.....Nursing Department

2.....**College of Arts and Sciences**

6,21.....Biological Sciences (BIOL, HORT)
6,21.....College of Arts and Sciences (COAS)
6,21,22,23.....Humanities (ARTH, ARTS, COMH, COMM, HIST, HUMN, MUSI, THTR)
7,23,24,25.....Language & Literature (ENGL, FREN, GERM, JRNL, LANG, LITR, SPAN, TCOM)
7,25,26.....Mathematics (CPSC, MATH)
7,26,27.....Physical Sciences (ASTR, CHEM, GEOL, INCT, PHSC, PHYS)
7,8,27,28,29.....Social Sciences (ANTH, GEOG, PLSC, PSYC, SCWK, SOCY, SSCI)

2.....**College of Business**

8,30.....Accountancy, Finance, Econ, & Statistics (ACCT, ECON, FINC, STQM)
8,30.....Accountancy/Computer Info Systems
8,30,31.....Accountancy/Econ/Applied Stats
8,31.....College of Business Graduate Programs (MISM, MMBA, MTED)
8,31,32.....Computer Information Systems Dept (CISM, CIST, ISYS)
8,32.....Economics/Applied Statistics
8,9,32,33,34.....Management (BLAW, BUSN, FINC, INSR, INTB, LLAW, MGMT, REAL, HOMT, RFIM)
9,34,35,36,37.....Marketing (ADVG, ECOM, FSMT, HOMT, HSMT, MIMG, MKTG, PGMG, PREL, PTMG, RETG, RFIM, VISC, VISD)

INDEX

Page Detail of SCH/FTEF cont.

2.....College of Education

9,38.....Child Development

9,38.....Criminal Justice

9,38.....Leisure Studies & Wellness

9,10,38.....Occupational Education

10,39.....Television Production

2,3.....College of Education & Human Services

10,40.....Criminal Justice (CRIM, MSCI)

10,40,41.....Leisure Studies & Wellness (HLTH, PHED, RMLS)

10,41,42.....School of Education (ECTE, EDCD, EDUC, EDLA, EDPH, ERLA, ESPN)

10,11,42.....Television Production (TVPR)

3.....College of Optometry

11,43.....Optometry (OPTM)

3.....College of Pharmacy

11,44,45.....Pharmacy (PHAD, PHAR, PHCG, PHCH, PHCL, PHPR)

3.....College of Professional and Technological Studies

11,46.....Professional and Technological Studies (APPS, DAGD)

3.....College of Technology

12,47.....Architectural Tech & Facilities Mgmt (ARCH, FMAN)

12,47,48.....Automotive (ABOD, AHEM, AUTO)

12,48.....Construction & Facilities

12,49.....Construction Technology & Management (BCTM, CETM, CONM)

12,49,50,51..Design, Manufacturing & Graphic Arts

12,13,51.....Electronics/CNS (ECNS, EEET)

13,51.....HVACR (HVAC)

13,52.....Heavy Equipment (HEQK, HEQT, HSET)

13,52,53.....Manufacturing Eng Tech (MATL, MFGE, MFGT)

13,14,53,54..Mechanical Design (CTD, ETEC, MECH, PDET)

INDEX

Page Detail of SCH/FTEF cont.

3.....**College of Technology cont.**

14,54.....Plastics and Rubber (PLTS, RUBR)

14,54,55.....Printing & Imaging Technology Mgmt (NMPP, PHOT, PMGT, PTEC)

14,55.....Surveying (SURE)

14,55,56Transportation & Electronics

14,15,56Welding Engineering Technology (WELD)

4.....**Kendall College of Art & Design**

15,57,58.....Design Studies (KCDM, KCDS, KCFD, KCID, KCIL, KCIN, KCVV, KCMJ)

15,58,59.....Fine Arts/Foundation (KCFA, KCFN, KCED)

15,59,60.....Liberal Arts & Sciences (KCAH, KCHU, KCSC, KCSS, KCHP)

4.....**University College**

15,16,61,62..Developmental Programs & Curriculum (CARE, COSK, DIST, FSUS, IEPG, NASE, ORSA, READ, UNIV, FSUH, HNRS, UNCP)

16,63.....Educational and Career Counseling

Ranked Listing of SCH/FTEF (Buff Pages)

64.....College

65-67.....Department

68-77.....Course Prefix

Graphs of SCH/FTEF (Gray Pages)

78.....Pie Chart - College

79.....Graphs - FSU

80-89.....Graphs - College

90-137.....Graphs - Department

PREFACE

The Productivity Report is produced each summer by the Ferris State University Office of Institutional Research and Testing. All information provided in this publication is drawn from existing university data systems. Any person having questions, suggestions, or requests for more detailed information should contact the Office of Institutional Research and Testing at extension 3800.

Readers should note that in the tables of this report, the whole may not equal the sum of the parts because of rounding. Data has been summed and then rounded.

This report details productivity trends at FSU over the past five years. The report shows data for Fall 1999 through Winter 2004. Data is shown in detail by university (page 1), by college (pages 2 through 4), by department (pages 5 through 16), and by course prefix (pages 17 through 63). Summary information for the current year shows SCH/FTEF in ranked order by college (page 64), by department (pages 65 through 67) and by course prefix (pages 68 through 77). Graphs showing SCH and FTEF data are on pages 78 through 137.

EXPLANATION OF TERMS:

Student Credit Hours (SCH) - SCH is the product of the credit value of a course and the number of students enrolled in the course on the official seventh day of classes for that semester. For example, a 4 credit course section containing 50 students on the seventh day of classes would generate 200 student credit hours.

Full-Time Equated Faculty (FTEF) - A faculty member working full-time for fall and winter semester (fall semester 1 FTEF + winter semester 1 FTEF = Average F + W 1 FTEF). Overloads and part-time faculty produce a fraction of an FTEF. **No sabbatical or 100% release-time FTEF are included in this report.** When student credit hours are produced by administrators and/or ROTC personnel, zeros are shown in the corresponding full time equated faculty columns and are not included in the ranked listings.

SCH/FTEF - A measure of productivity. This gives the average number of student credit hours generated per full-time equated faculty member. When SCH is divided by zero FTEF (zero results from administrators and/or ROTC personnel teaching courses) the SCH/FTEF columns contain blanks. When a zero FTE occurs in Fall or Winter, the overall SCH/FTE must be recalculated.

NOTE: If there are not SCH's and/or FTE's in both the Fall and the Winter Term Columns, please disregard the Annualized Productivity Figures (listed in the last column on the page). You will need to look at the particular Fall or Winter Term to see the Correct Productivity Measure. Please contact the Office of Institutional Research and Testing if you have any questions.

As shown on page 1, during the Fall and Winter semester of the 2003-04 school year, Ferris State University employed 625.59 full-time equated **teaching** faculty. A total of 284,155.00 student credit hours were produced, for an average of 454.22 student credit hours produced per FTEF. The same comparisons have been made for specific terms, by college, department and course prefix.

(The SCH and FTEF FSU totals shown in this report are the same totals submitted to the State of Michigan through the HEIDI system.)

PREFACE cont.

Special Notes for 1999-2000:

There were four new course prefixes added during the 1999-2000 year: (1) CCHS - Core Curriculum Health Sciences, College of Allied Health Sciences - Health Management, (2) DIST - Directed Studies, University College - Developmental Programs & Curriculum, (3) LLLS - Lifelong Learning Studies, College of Arts and Sciences - Mathematics, and (4) MISM - Master of Science Information Systems Management, College of Business - Accountancy/Computer Info Systems.

The Opticianry Department closed. Beginning summer 1999 the OPHT course prefix moved from the Opticianry Department in the College of Optometry to the Hospital Related Department in the College of Allied Health Sciences.

Special Notes for 2000-2001:

There were 23 new course prefixes added during the 2000-2001 year (13 of which were Kendall courses): (1) CARE - Career Exploration, University College -Developmental Programs & Curriculum, (2) CDTD - CAD Drafting & Tool Design, College of Technology - Mechanical Design, (3) ECOM - E-Commerce, College of Business - Marketing, (4) EHSM - Environmental Health & Safety Management, College of Allied Health Sciences - Health Management, (5) HEQK - Komatsu Heavy Equipment, College of Technology - Heavy Equipment, (6) HOMT - Hospitality Management, College of Business - Marketing, (7) NMPP - New Media Printing & Publishing, College of Technology - Printing & Imaging Technology Management, (8) ORSA - Study Abroad, University College - Developmental Programs & Curriculum, (9) READ - Reading, University College - Developmental Programs & Curriculum, (10) RFIM - Restaurant & Food Industry Management, College of Business - Marketing.

In Winter of 2001 the merger between Kendall College of Art and Design and Ferris State University became official. With the merger there was the addition of the new college and its three departments: (1) Liberal Arts & Sciences (ASAH), (2) Design Studies (DEST), and (3) Fine Arts/Foundation (FAFN). Within these three departments the following 13 course prefixes were added (the first two alpha characters of all Kendall's courses are "KC" - Kendall College): In Liberal Arts & Sciences - (1) KCAH - Art History, (2) KCHU - Humanities, (3) KCSC - Science, (4) KCSS - Social Science. In Design Studies - (5) KCDM - Digital Media, (6) KCDS - Design Studies, (7) KCFD - Furniture Design, (8) KCID - Interior Design, (9) KCIL - Illustration, (10) KCIN - Industrial Design, (11) KCVC - Visual Communication. In Fine Arts/Foundation - (12) KCFA - Fine Arts, (13) KCFN - Foundation.

The following department and course prefixes were reorganized during the 2000-2001 year:

Effective Summer 2000 for the College of Allied Health Sciences – the Allied Dental Department and Nursing Department reorganized with the DHYG and NURS course prefixes moving to the new department of Nursing and Dental Hygiene. The Environmental and Clinical Sciences Departments IEHM course prefix moved to the Health Management Department and the CLLS course prefix moved to the new Health Related Programs Department. All of the course prefixes in the Hospital Related Department, NUCM, OPHT, RADI, and RESP moved to the new Health Related Department.

Effective Summer 2000 for the College of Business – the Accountancy/Computer Info Systems Department and the Economics/Applied Statistics Department reorganized with ACCT, ECON and STQM course prefixes moving to the new Accountancy/Econ/Applied Stats Department and the CISM, ISYS and MISM course prefixes moving to the new Computer Information Systems Department.

PREFACE cont.

Special Notes for 2000-2001 cont.

Effective Winter 2001 for the College of Education – the College name changed to the College of Education & Human Services. In addition the Child Development Department and the Occupational Education Department reorganized with the EDCD and EDUC course prefixes moving to the new School of Education Department.

Effective Winter 2001 for the College of Technology – all of the departments were reorganized. From the Construction & Facilities Department, ARCH and FMAN moved to the new Architectural Tech & Facilities Mgmt Department, BCTM, CETM and CONM moved to the new Construction Technology & Graphic Arts Department, HVAC moved to the new HVACR Department, and SURE moved to the new Surveying Department. From the Design Manufacturing & Graphic Arts Department, CDTD, ETEC, MECH and PDET moved to the new Mechanical Design Department, MATL, MFGE and MFGT moved to the new Manufacturing Eng Tech Department, NMPP, PHOT, PMGT, and PTEC moved to the new Printing & Imaging Technology Mgmt Department, PLTS and RUBR moved to the new Plastics and Rubber Department, and WELD moved to the new Welding Engineering Technology Department. From the Transportation & Electronics Department, ABOD, AHEM, and AUTO moved to the new Automotive Department, ECNS, and EEET moved to the new Electronics/CNS Department, and HEQT and HSET moved to the new Heavy Equipment Department.

In addition one course prefix changed departments (and college) effective Winter 20001: IEPG moved from the College of Arts and Sciences, Language and Literature Department to University College, Developmental Programs & Curriculum Department.

Special Notes for 2001-2002:

There were 5 new course prefixes added during the 2001-2002 year: (1) SONO – Diagnostic Medical Sonography, College of Allied Health Sciences – Health Related Programs, (2) VISD – Visual Design and WEB Media, College of Business – Marketing, (3) ECTE, College of Education & Human Services – School of Education, (4) COSK – Collegiate Skills, University College – Developmental Programs & Curriculum, and (5) NASE – National Student Exchange, University College – Developmental Programs & Curriculum.

There was one course prefix that changed departments effective Summer 2001: FSUS moved from University College, Educational and Career Counseling to University College, Developmental Programs & Curriculum.

Special Notes for 2002-2003:

There were 7 new course prefixes added during the 2002-2003 year: (1) COAS – College of Arts & Sciences, College of Arts & Sciences – College of Arts & Sciences, (2) CIST – Computer Information Systems Technology, College of Business – Computer Information Systems Dept., (3) EDLA - Education & Language Arts, College of Education & Human Services – School of Education, (4) ERLA – Education Reading Language Arts, College of Education & Human Services – School of Education, (5) KCED – Kendall Education, Kendall College of Art & Design – Fine Arts/Foundation, (6) KCMJ Kendall Metals/Jewelry Design, Kendall College of Art & Design – Design Studies, and (7) UNCP University College Program – University College – Developmental Programs and Curriculum .

Effective Winter 2003 for the College of Business – the departments were reorganized. Accountancy/Econ/Applied Stats changed to Accountancy, Finance, Econ & Stats with the FINC course prefix moving from the Management Department to this department. A new department CBGP – College of Business Graduate Programs was created with the MISM course prefix moving from the Computer Information Systems Department to this department. In addition, the HOMT and the RFIM course prefixes moved from the Marketing Department to the Management Department.

PREFACE cont.

Special Notes for 2003-2004:

There were 9 new course prefixes added during the 2003-2004 year: (1) APPS – Applied Science, College of Professional & Technological Studies – Professional & Technological Studies, (2) DAGD – Digital Animation and Game Design, College of Professional & Technological Studies – Professional & Technological Studies, (3) EDPH - Philanthropy Education, College of Education & Human Services – School of Education, (4) ESPN – Education Special Needs, College of Education & Human Services – School of Education, (5) FSUH - Ferris State University Honors, University College – Developmental Programs and Curriculum, (6) HNRS – Honors, University College – Developmental Programs and Curriculum, (7) KCHP – Kendall College Historic Preservation, Kendall College of Art & Design – Liberal Arts & Sciences, (8) MMBA - Master of Business Administration, College of Business – College of Business Graduate Programs, and (9) MTED – Master of Technical Education, College of Business – College of Business Graduate Programs.

Effective Summer 2003 there was the addition of a new academic college -The College of Professional & Technological Studies (CPT). The College of Professional & Technological Studies has one department, Professional & Technological Studies (CPTS) with 2 new course prefixes APPS – Applied Science and DAGD - Digital Animation and Game Design.

COURSE PREFIX CODING SCHEME

| PREFIX | COURSE DESCRIPTION | PREFIX | COURSE DESCRIPTION | PREFIX | COURSE DESCRIPTION |
|--------|---|--------|---|--------|--|
| ABOD | Automotive Body | DHYG | Dental Hygiene | HSET | Heavy Equipment Serv Engineering Tech |
| ACCT | Accountancy | DIST | Directed Studies | HSMT | Hospitality Management |
| ADVG | Advertising | ECNS | Computer Network and Systems | HUMN | Humanities |
| AHEM | Automotive/Heavy Equipment Management | ECOM | E-Commerce | HVAC | Heating, Ventilation, Air Cond & Refrig Tech |
| ANTH | Anthropology | ECON | Economics | IEHM | Industrial & Environmental Health Mgmt |
| APPS | Applied Science | ECTE | Educational Career Technical Education | IEPG | Intensive English Program |
| ARCH | Architectural Technology | EDCD | Child Development | INCT | Industrial Chemistry Technology |
| ARTH | Art History | EDLA | Education Language Arts | INSR | Insurance |
| ARTS | Art | EDPH | Philanthropy Education | INTB | International Business |
| ASTR | Astronomy | EDUC | Education | ISYS | Computer Information Systems |
| AUTO | Automotive Service Technology | EEET | Electrical & Electronics Engineering Tech | JRNL | Journalism |
| BCTM | Building Construction | EHSM | Environmental Health & Safety Management | KCAH | Kendall College Art History |
| BIOL | Biology | ENGL | English | KCDM | Kendall College Digital Media |
| BLAW | Business Law | ERLA | Education Reading Language Arts | KCDS | Kendall College Design Studies |
| BUSN | Business | ESPN | Education Special Needs | KCED | Kendall Education |
| CADD | Computer Aided Design | ETEC | Engineering Graphics | KCFA | Kendall College Fine Arts |
| CAHS | Allied Health Science | FINC | Finance | KCFD | Kendall College Furniture Design |
| CARE | Career Exploration | FMAN | Facilities Management | KCFN | Kendall College Foundation |
| CCHS | Core Curriculum Health Sciences | FREN | French | KCHP | Kendall College Historic Preservation |
| CDTD | CAD Drafting & Tool Design | FSMT | Food Service Management | KCHU | Kendall College Humanities |
| CETM | Civil Engineering Technology | FSUH | Ferris State University Honors | KCID | Kendall College Interior Design |
| CHEM | Chemistry | FSUS | Ferris State University Seminar | KCIL | Kendall College Illustration |
| CISM | Computer Information Systems Management | GEOG | Geography | KCIN | Kendall College Industrial Design |
| CIST | Computer Information Systems Technology | GEOL | Geology | KCMJ | Kendall Metals/Jewelry Design |
| CLLS | Clinical Laboratory Science | GERM | German | KCSC | Kendall College Science |
| COAS | College of Arts & Sciences | HCSA | Health Care Systems Administration | KCSS | Kendall College Social Science |
| COMH | Communication Honors | HEQK | Komatsu Heavy Equipment | KCVC | Kendall College Visual Communication |
| COMM | Communication | HEQT | Heavy Equipment Technology | LANG | Language |
| CONM | Construction Management | HIST | History | LITR | Literature |
| COSK | Collegiate Skills | HLTH | Health Education | LLAW | Law |
| CPSC | Computer Science | HNRS | Honors | LLLS | Lifelong Learning Studies |
| CRIM | Criminal Justice | HOMT | Hospitality Management | MATH | Mathematics |
| DAGD | Digital Animation and Game Design | HORT | Horticulture | MATL | Metallurgy |

COURSE PREFIX CODING SCHEME cont.

| PREFIX | COURSE DESCRIPTION | PREFIX | COURSE DESCRIPTION | PREFIX | COURSE DESCRIPTION |
|--------|--|--------|--|--------|--------------------------------|
| MECH | Mechanical Engineering Technology | PHOT | Photography | THTR | Theatre |
| MFGE | Manufacturing Engineering Technology | PHPR | Pharmacy Practice | TVPR | Television Production |
| MFGT | Manufacturing Tooling Technology | PHSC | Physical Science | UNCP | University College Program |
| MGMT | Management | PHYS | Physics | UNIV | University |
| MIMG | Music Industry Management | PLSC | Political Science | VISC | Visual Communication |
| MISM | Master of Science Information Systems Mgmt | PLTS | Plastics Engineering Technology | VISD | Visual Design and WEB Media |
| MKTG | Marketing | PMGT | Printing Management | WELD | Welding Engineering Technology |
| MMBA | Master of Business Administration | PREL | Public Relations | | |
| MRIS | Medical Record Information Systems | PSYC | Psychology | | |
| MSCI | Military Science | PTEC | Printing Technology | | |
| MTED | Master of Technical Education | PTMG | Professional Tennis Management | | |
| MUSI | Music | RADI | Radiography | | |
| NASE | National Student Exchange | READ | Reading | | |
| NMPP | New Media Printing & Publishing | REAL | Real Estate | | |
| NUCM | Nuclear Medicine | RESP | Respiratory Care | | |
| NURS | Nursing | RETG | Retailing | | |
| OPHT | Opticianry | RFIM | Restaurant & Food Industry Management | | |
| OPTI | Opticianry | RMLS | Recreation Management & Leisure Studies | | |
| OPTM | Optometry | RUBR | Rubber Technology | | |
| ORSA | Study Abroad | SCWK | Social Work | | |
| PDET | Product Design Engineering Technology | SOCY | Sociology | | |
| PGMG | Professional Golf Management | SONO | Diagnostic Medical Sonography | | |
| PHAD | Pharmacy Administration | SPAN | Spanish | | |
| PHAR | Pharmaceutics | SSCI | Social Sciences | | |
| PHCG | Pharmacognosy | STQM | Statistics and Quantitative Methods | | |
| PHCH | Pharmaceutical Chemistry | SURE | Surveying Engineering | | |
| PHCL | Pharmacology | TCOM | Technical and Professional Communication | | |
| PHED | Physical Education | TDTD | Technical Drafting and Tool Design | | |

FERRIS STATE UNIVERSITY

Student Credit Hours (SCH), Full Time Equated Faculty (FTEF) and SCH/FTEF Aggregated by University

| University | Year | <u>Student Credit Hours</u> | | | | <u>Full Time Equated Faculty</u> | | | | <u>SCH/FTEF</u> | | | |
|-------------------------|---------|-----------------------------|------------|------------|--------------|----------------------------------|--------|--------|------------------|-----------------|--------|--------|------------------|
| | | Summer | Fall | Winter | F + W (a) | Summer | Fall | Winter | Avg F + W (b) | Summer | Fall | Winter | F + W (a / b) |
| Ferris State University | 1999-00 | 26,156.00 | 119,891.50 | 109,385.00 | 229,276.50 | 153.99 | 510.08 | 498.78 | 504.43 | 169.86 | 235.05 | 219.31 | 454.53 |
| Ferris State University | 2000-01 | 25,887.00 | 123,380.00 | 119,805.00 | 243,185.00 | 152.73 | 520.47 | 557.18 | 538.82 | 169.49 | 237.06 | 215.02 | 451.32 |
| Ferris State University | 2001-02 | 26,150.00 | 135,372.00 | 125,149.00 | 260,521.00 | 177.28 | 599.14 | 567.32 | 583.23 | 147.51 | 225.95 | 220.60 | 446.69 |
| Ferris State University | 2002-03 | 27,325.00 | 139,258.00 | 129,334.00 | 268,592.00 | 191.30 | 612.78 | 609.68 | 611.23 | 142.84 | 227.26 | 212.14 | 439.43 |
| Ferris State University | 2003-04 | 25,926.00 | 147,557.00 | 136,598.00 | 284,155.00 | 178.09 | 636.11 | 615.08 | 625.59 | 145.57 | 231.97 | 222.08 | 454.22 |

FERRIS STATE UNIVERSITY

Student Credit Hours (SCH), Full Time Equated Faculty (FTEF) and SCH/FTEF Aggregated by College

| College | Year | <u>Student Credit Hours</u> | | | | <u>Full Time Equated Faculty</u> | | | | <u>SCH/FTEF</u> | | | |
|-----------------------------------|---------|-----------------------------|-----------|-----------|--------------|----------------------------------|--------|--------|------------------|-----------------|--------|--------|------------------|
| | | Summer | Fall | Winter | F + W (a) | Summer | Fall | Winter | Avg F + W (b) | Summer | Fall | Winter | F + W (a / b) |
| College of Allied Health Sciences | 1999-00 | 2,897.00 | 7,233.00 | 7,018.00 | 14,251.00 | 18.32 | 44.01 | 44.08 | 44.05 | 158.09 | 164.34 | 159.20 | 323.54 |
| College of Allied Health Sciences | 2000-01 | 2,652.00 | 6,531.00 | 6,571.00 | 13,102.00 | 17.93 | 40.52 | 38.71 | 39.61 | 147.93 | 161.18 | 169.77 | 330.75 |
| College of Allied Health Sciences | 2001-02 | 2,761.00 | 7,213.00 | 6,980.00 | 14,193.00 | 18.35 | 38.13 | 37.04 | 37.58 | 150.49 | 189.19 | 188.46 | 377.66 |
| College of Allied Health Sciences | 2002-03 | 2,844.00 | 7,733.00 | 7,511.00 | 15,244.00 | 19.70 | 34.68 | 37.83 | 36.26 | 144.40 | 222.96 | 198.55 | 420.44 |
| College of Allied Health Sciences | 2003-04 | 2,705.00 | 9,291.00 | 9,008.00 | 18,299.00 | 15.37 | 39.41 | 43.68 | 41.54 | 176.04 | 235.75 | 206.23 | 440.46 |
| College of Arts and Sciences | 1999-00 | 9,802.00 | 51,016.00 | 47,160.00 | 98,176.00 | 51.67 | 172.53 | 162.46 | 167.49 | 189.72 | 295.70 | 290.29 | 586.15 |
| College of Arts and Sciences | 2000-01 | 9,446.00 | 54,022.00 | 48,644.00 | 102,666.00 | 50.34 | 182.24 | 166.20 | 174.22 | 187.63 | 296.43 | 292.69 | 589.29 |
| College of Arts and Sciences | 2001-02 | 9,489.00 | 56,609.00 | 51,702.00 | 108,311.00 | 44.39 | 185.20 | 169.80 | 177.50 | 213.79 | 305.66 | 304.48 | 610.19 |
| College of Arts and Sciences | 2002-03 | 9,833.00 | 58,711.00 | 53,631.00 | 112,342.00 | 50.65 | 193.91 | 185.49 | 189.70 | 194.14 | 302.78 | 289.13 | 592.21 |
| College of Arts and Sciences | 2003-04 | 9,246.00 | 61,523.00 | 55,081.00 | 116,604.00 | 46.05 | 201.57 | 183.64 | 192.61 | 200.79 | 305.22 | 299.94 | 605.40 |
| College of Business | 1999-00 | 6,482.00 | 22,387.00 | 22,578.00 | 44,965.00 | 31.90 | 93.93 | 91.15 | 92.54 | 203.21 | 238.33 | 247.70 | 485.89 |
| College of Business | 2000-01 | 6,333.00 | 22,704.00 | 22,251.00 | 44,955.00 | 32.58 | 91.89 | 88.66 | 90.28 | 194.40 | 247.08 | 250.96 | 497.97 |
| College of Business | 2001-02 | 5,779.00 | 22,482.00 | 22,822.00 | 45,304.00 | 27.99 | 94.38 | 90.28 | 92.33 | 206.46 | 238.20 | 252.80 | 490.67 |
| College of Business | 2002-03 | 5,431.00 | 21,715.00 | 21,447.00 | 43,162.00 | 27.21 | 91.35 | 90.04 | 90.70 | 199.57 | 237.71 | 238.18 | 475.89 |
| College of Business | 2003-04 | 4,762.00 | 20,955.00 | 21,778.00 | 42,733.00 | 21.78 | 84.71 | 78.97 | 81.84 | 218.65 | 247.36 | 275.79 | 522.16 |
| College of Education | 1999-00 | 3,134.00 | 8,148.00 | 7,824.00 | 15,972.00 | 18.75 | 34.45 | 36.94 | 35.70 | 167.18 | 236.54 | 211.77 | 447.45 |
| College of Education | 2000-01 | 3,188.00 | 8,666.00 | 0.00 | 8,666.00 | 20.51 | 37.20 | 0.00 | 18.60 | 155.44 | 232.97 | | 465.94 |
| College of Education & Human Serv | 2000-01 | 0.00 | 0.00 | 8,027.00 | 8,027.00 | 0.00 | 0.00 | 38.53 | 19.26 | | | 208.35 | 416.69 |
| College of Education & Human Serv | 2001-02 | 3,612.00 | 9,218.00 | 8,962.00 | 18,180.00 | 19.99 | 41.25 | 44.35 | 42.80 | 180.70 | 223.48 | 202.06 | 424.76 |

FERRIS STATE UNIVERSITY

Student Credit Hours (SCH), Full Time Equated Faculty (FTEF) and SCH/FTEF Aggregated by College

| College | Year | <u>Student Credit Hours</u> | | | | <u>Full Time Equated Faculty</u> | | | | <u>SCH/FTEF</u> | | | |
|-----------------------------------|---------|-----------------------------|-----------|-----------|--------------|----------------------------------|--------|--------|------------------|-----------------|--------|--------|------------------|
| | | Summer | Fall | Winter | F + W (a) | Summer | Fall | Winter | Avg F + W (b) | Summer | Fall | Winter | F + W (a / b) |
| College of Education & Human Serv | 2002-03 | 704.00 | 9,906.00 | 10,259.00 | 20,165.00 | 25.91 | 48.84 | 49.58 | 49.21 | 142.98 | 202.84 | 206.93 | 409.81 |
| College of Education & Human Serv | 2003-04 | 4,142.00 | 11,467.00 | 11,577.00 | 23,044.00 | 22.16 | 53.35 | 55.63 | 54.49 | 186.92 | 214.93 | 208.12 | 422.91 |
| College of Optometry | 1999-00 | 364.00 | 2,105.00 | 2,417.00 | 4,522.00 | 0.08 | 20.94 | 22.33 | 21.64 | 4,550.00 | 100.54 | 108.22 | 209.00 |
| College of Optometry | 2000-01 | 406.00 | 2,362.00 | 2,382.00 | 4,744.00 | 2.00 | 20.66 | 21.72 | 21.19 | 203.00 | 114.35 | 109.67 | 223.90 |
| College of Optometry | 2001-02 | 443.00 | 2,357.00 | 2,396.00 | 4,753.00 | 13.25 | 20.66 | 20.25 | 20.45 | 33.43 | 114.11 | 118.32 | 232.39 |
| College of Optometry | 2002-03 | 405.00 | 2,295.00 | 2,362.00 | 4,657.00 | 11.00 | 19.17 | 20.30 | 19.73 | 36.82 | 119.74 | 116.37 | 236.01 |
| College of Optometry | 2003-04 | 416.00 | 2,362.00 | 2,403.00 | 4,765.00 | 10.00 | 18.65 | 19.30 | 18.98 | 41.60 | 126.65 | 124.49 | 251.10 |
| College of Pharmacy | 1999-00 | 1,410.00 | 6,191.50 | 4,452.00 | 10,643.50 | 14.17 | 24.42 | 24.22 | 24.32 | 99.51 | 253.58 | 183.80 | 437.65 |
| College of Pharmacy | 2000-01 | 1,633.00 | 5,505.00 | 4,660.00 | 10,165.00 | 13.17 | 26.82 | 26.75 | 26.78 | 123.99 | 205.28 | 174.21 | 379.53 |
| College of Pharmacy | 2001-02 | 692.00 | 5,459.00 | 4,508.00 | 9,967.00 | 14.01 | 28.84 | 29.07 | 28.96 | 49.38 | 189.26 | 155.08 | 344.21 |
| College of Pharmacy | 2002-03 | 970.00 | 5,447.00 | 5,472.00 | 10,919.00 | 15.20 | 31.82 | 30.68 | 31.25 | 63.82 | 171.18 | 178.37 | 349.42 |
| College of Pharmacy | 2003-04 | 988.00 | 6,482.00 | 6,414.00 | 12,896.00 | 20.10 | 33.74 | 34.45 | 34.10 | 49.15 | 192.09 | 186.19 | 378.22 |
| College of Profess & Tech Studies | 2003-04 | 4.00 | 82.00 | 118.00 | 200.00 | 0.00 | 1.00 | 1.33 | 1.17 | | 82.00 | 88.72 | 171.67 |
| College of Technology | 1999-00 | 2,025.00 | 19,310.00 | 17,079.00 | 36,389.00 | 18.85 | 106.94 | 112.52 | 109.73 | 107.43 | 180.57 | 151.79 | 331.62 |
| College of Technology | 2000-01 | 2,189.00 | 19,723.00 | 18,078.00 | 37,801.00 | 15.87 | 106.02 | 113.87 | 109.94 | 137.89 | 186.03 | 158.77 | 343.83 |
| College of Technology | 2001-02 | 2,093.00 | 19,476.00 | 17,832.00 | 37,308.00 | 15.87 | 111.57 | 114.12 | 112.84 | 131.88 | 174.56 | 156.26 | 330.62 |
| College of Technology | 2002-03 | 2,517.00 | 19,266.00 | 18,199.00 | 37,465.00 | 20.54 | 104.10 | 114.44 | 109.27 | 122.54 | 185.07 | 159.03 | 342.87 |
| College of Technology | 2003-04 | 1,888.00 | 20,317.00 | 18,800.00 | 39,117.00 | 14.11 | 104.64 | 112.33 | 108.49 | 133.81 | 194.16 | 167.36 | 360.57 |

FERRIS STATE UNIVERSITY

Student Credit Hours (SCH), Full Time Equated Faculty (FTEF) and SCH/FTEF Aggregated by College

| College | Year | <u>Student Credit Hours</u> | | | | <u>Full Time Equated Faculty</u> | | | | <u>SCH/FTEF</u> | | | |
|---------------------------------|---------|-----------------------------|-----------|-----------|--------------|----------------------------------|-------|--------|------------------|-----------------|--------|--------|------------------|
| | | Summer | Fall | Winter | F + W (a) | Summer | Fall | Winter | Avg F + W (b) | Summer | Fall | Winter | F + W (a / b) |
| Kendall College of Art & Design | 2000-01 | 0.00 | 0.00 | 7,528.00 | 7,528.00 | 0.00 | 0.00 | 51.81 | 25.91 | | | 145.30 | 290.60 |
| Kendall College of Art & Design | 2001-02 | 1,006.00 | 8,799.00 | 8,299.00 | 17,098.00 | 20.16 | 61.30 | 51.79 | 56.54 | 49.90 | 143.54 | 160.26 | 302.39 |
| Kendall College of Art & Design | 2002-03 | 1,358.00 | 9,765.00 | 9,229.00 | 18,994.00 | 18.02 | 69.21 | 71.67 | 70.44 | 75.36 | 141.09 | 128.77 | 269.64 |
| Kendall College of Art & Design | 2003-04 | 1,488.00 | 10,493.00 | 10,229.00 | 20,722.00 | 25.78 | 77.98 | 75.32 | 76.65 | 57.72 | 134.56 | 135.81 | 270.35 |
| University College | 1999-00 | 42.00 | 3,501.00 | 857.00 | 4,358.00 | 0.25 | 12.87 | 5.06 | 8.97 | 168.00 | 272.06 | 169.26 | 486.07 |
| University College | 2000-01 | 40.00 | 3,867.00 | 1,664.00 | 5,531.00 | 0.33 | 15.12 | 10.95 | 13.03 | 121.21 | 255.72 | 152.02 | 424.36 |
| University College | 2001-02 | 275.00 | 3,759.00 | 1,648.00 | 5,407.00 | 3.27 | 17.81 | 10.63 | 14.22 | 84.03 | 211.08 | 155.04 | 380.26 |
| University College | 2002-03 | 263.00 | 4,420.00 | 1,224.00 | 5,644.00 | 3.08 | 19.70 | 9.65 | 14.68 | 85.39 | 224.37 | 126.78 | 384.54 |
| University College | 2003-04 | 287.00 | 4,585.00 | 1,190.00 | 5,775.00 | 2.75 | 21.04 | 10.43 | 15.74 | 104.36 | 217.87 | 114.06 | 366.92 |

FERRIS STATE UNIVERSITY

Student Credit Hours (SCH), Full Time Equated Faculty (FTEF) and SCH/FTEF Aggregated by University by Department within College

| Department | Year | Student Credit Hours | | | | Full Time Equated Faculty | | | | SCH/FTEF | | | |
|---|---------|----------------------|----------|----------|--------------|---------------------------|-------|--------|------------------|----------|--------|--------|------------------|
| | | Summer | Fall | Winter | F + W (a) | Summer | Fall | Winter | Avg F + W (b) | Summer | Fall | Winter | F + W (a / b) |
| <u>College of Allied Health Sciences</u> | | | | | | | | | | | | | |
| Allied Dental Department | 1999-00 | 60.00 | 1,236.00 | 1,134.00 | 2,370.00 | 1.00 | 4.61 | 4.77 | 4.69 | 60.00 | 268.03 | 237.74 | 505.25 |
| College of Allied Health Sciences | 1999-00 | 3.00 | 3.00 | 195.00 | 198.00 | 0.13 | 0.00 | 0.42 | 0.21 | 24.00 | | 464.29 | 942.86 |
| College of Allied Health Sciences | 2000-01 | 1.00 | 111.00 | 72.00 | 183.00 | 0.00 | 0.16 | 0.50 | 0.33 | | 693.75 | 144.00 | 554.55 |
| College of Allied Health Sciences | 2001-02 | 6.00 | 109.00 | 52.00 | 161.00 | 0.17 | 1.24 | 0.25 | 0.74 | 36.00 | 88.24 | 208.00 | 216.79 |
| College of Allied Health Sciences | 2002-03 | 6.00 | 0.00 | 87.00 | 87.00 | 0.33 | 0.00 | 0.25 | 0.13 | 18.00 | | 348.00 | 696.00 |
| College of Allied Health Sciences | 2003-04 | 0.00 | 0.00 | 69.00 | 69.00 | 0.00 | 0.00 | 0.25 | 0.13 | | | 276.00 | 552.00 |
| Environmental and Clinical Scien | 1999-00 | 369.00 | 821.00 | 627.00 | 1,448.00 | 3.37 | 7.49 | 6.25 | 6.87 | 109.43 | 109.63 | 100.32 | 210.79 |
| Health Management | 1999-00 | 647.00 | 1,243.00 | 1,602.00 | 2,845.00 | 3.96 | 9.00 | 9.80 | 9.40 | 163.47 | 138.16 | 163.42 | 302.66 |
| Health Management | 2000-01 | 875.00 | 1,795.00 | 2,186.00 | 3,981.00 | 6.65 | 13.08 | 12.29 | 12.68 | 131.58 | 137.23 | 177.93 | 313.89 |
| Health Management | 2001-02 | 859.00 | 2,324.00 | 2,571.00 | 4,895.00 | 5.72 | 11.83 | 11.63 | 11.73 | 150.26 | 196.39 | 221.11 | 417.29 |
| Health Management | 2002-03 | 974.00 | 2,809.00 | 2,877.00 | 5,686.00 | 5.98 | 10.38 | 12.86 | 11.62 | 162.76 | 270.62 | 223.63 | 489.23 |
| Health Management | 2003-04 | 1,132.00 | 3,591.00 | 3,398.00 | 6,989.00 | 6.54 | 12.79 | 14.75 | 13.77 | 173.11 | 280.84 | 230.30 | 507.53 |
| Health Related Programs | 2000-01 | 1,348.00 | 2,179.00 | 2,106.00 | 4,285.00 | 7.80 | 12.42 | 12.00 | 12.21 | 172.88 | 175.44 | 175.50 | 350.94 |
| Health Related Programs | 2001-02 | 1,281.00 | 2,086.00 | 1,875.00 | 3,961.00 | 7.46 | 11.68 | 12.32 | 12.00 | 171.64 | 178.57 | 152.19 | 330.06 |
| Health Related Programs | 2002-03 | 1,220.00 | 2,309.00 | 2,063.00 | 4,372.00 | 7.62 | 11.78 | 10.66 | 11.22 | 160.18 | 196.01 | 193.58 | 389.71 |
| Health Related Programs | 2003-04 | 1,145.00 | 2,600.00 | 2,583.00 | 5,183.00 | 6.18 | 11.03 | 11.96 | 11.49 | 185.18 | 235.70 | 216.02 | 450.92 |
| Hospital Related Department | 1999-00 | 1,244.00 | 2,075.00 | 1,961.00 | 4,036.00 | 5.50 | 9.95 | 9.42 | 9.68 | 226.18 | 208.60 | 208.17 | 416.79 |

FERRIS STATE UNIVERSITY

Student Credit Hours (SCH), Full Time Equated Faculty (FTEF) and SCH/FTEF Aggregated by University by Department within College

| Department | Year | Student Credit Hours | | | | Full Time Equated Faculty | | | | SCH/FTEF | | | |
|---|---------|----------------------|-----------|-----------|--------------|---------------------------|-------|--------|------------------|----------|--------|--------|------------------|
| | | Summer | Fall | Winter | F + W (a) | Summer | Fall | Winter | Avg F + W (b) | Summer | Fall | Winter | F + W (a / b) |
| <u>College of Allied Health Sciences</u> | | | | | | | | | | | | | |
| Nursing & Dental Hygiene | 2000-01 | 428.00 | 2,446.00 | 2,207.00 | 4,653.00 | 3.48 | 14.86 | 13.92 | 14.39 | 122.99 | 164.60 | 158.55 | 323.35 |
| Nursing & Dental Hygiene | 2001-02 | 615.00 | 2,694.00 | 2,482.00 | 5,176.00 | 5.00 | 13.38 | 12.84 | 13.11 | 123.00 | 201.41 | 193.32 | 394.90 |
| Nursing & Dental Hygiene | 2002-03 | 644.00 | 2,615.00 | 2,484.00 | 5,099.00 | 5.76 | 12.52 | 14.06 | 13.29 | 111.79 | 208.80 | 176.70 | 383.64 |
| Nursing & Dental Hygiene | 2003-04 | 428.00 | 3,100.00 | 2,958.00 | 6,058.00 | 2.64 | 15.59 | 16.72 | 16.16 | 161.95 | 198.81 | 176.94 | 374.99 |
| Nursing Department | 1999-00 | 574.00 | 1,855.00 | 1,499.00 | 3,354.00 | 4.37 | 12.97 | 13.42 | 13.19 | 131.35 | 143.05 | 111.70 | 254.21 |
| <u>College of Arts and Sciences</u> | | | | | | | | | | | | | |
| Biological Sciences | 1999-00 | 1,829.00 | 5,446.00 | 5,346.00 | 10,792.00 | 10.02 | 20.88 | 19.78 | 20.33 | 182.53 | 260.76 | 270.30 | 530.80 |
| Biological Sciences | 2000-01 | 1,615.00 | 5,928.00 | 5,574.00 | 11,502.00 | 9.56 | 21.19 | 20.38 | 20.79 | 168.93 | 279.72 | 273.47 | 553.30 |
| Biological Sciences | 2001-02 | 1,478.00 | 7,007.00 | 6,112.00 | 13,119.00 | 8.37 | 22.53 | 20.84 | 21.68 | 176.59 | 311.05 | 293.33 | 605.07 |
| Biological Sciences | 2002-03 | 1,736.00 | 7,769.00 | 6,349.00 | 14,118.00 | 9.15 | 24.11 | 22.79 | 23.45 | 189.62 | 322.27 | 278.56 | 602.06 |
| Biological Sciences | 2003-04 | 1,533.00 | 8,338.00 | 6,848.00 | 15,186.00 | 9.02 | 25.52 | 23.15 | 24.33 | 170.05 | 326.77 | 295.81 | 624.09 |
| College of Arts & Sciences | 2002-03 | 0.00 | 7.00 | 0.00 | 7.00 | 0.00 | 0.08 | 0.00 | 0.04 | | 91.00 | | 182.00 |
| Humanities | 1999-00 | 1,568.00 | 9,759.00 | 9,638.00 | 19,397.00 | 7.73 | 30.36 | 28.24 | 29.30 | 202.85 | 321.49 | 341.34 | 662.11 |
| Humanities | 2000-01 | 1,569.00 | 10,367.00 | 10,430.00 | 20,797.00 | 7.16 | 31.62 | 30.59 | 31.10 | 219.13 | 327.91 | 341.00 | 668.69 |
| Humanities | 2001-02 | 1,717.00 | 10,957.00 | 11,219.00 | 22,176.00 | 6.50 | 34.21 | 32.44 | 33.33 | 264.15 | 320.27 | 345.82 | 665.42 |
| Humanities | 2002-03 | 1,571.00 | 11,315.00 | 11,697.00 | 23,012.00 | 6.55 | 36.81 | 37.71 | 37.26 | 239.85 | 307.41 | 310.16 | 617.60 |
| Humanities | 2003-04 | 1,490.00 | 12,123.00 | 11,851.00 | 23,974.00 | 6.81 | 40.19 | 37.61 | 38.90 | 218.80 | 301.66 | 315.13 | 616.34 |

FERRIS STATE UNIVERSITY

Student Credit Hours (SCH), Full Time Equated Faculty (FTEF) and SCH/FTEF Aggregated by University by Department within College

| Department | Year | Student Credit Hours | | | | Full Time Equated Faculty | | | | SCH/FTEF | | | |
|--|---------|----------------------|-----------|-----------|--------------|---------------------------|-------|--------|------------------|----------|--------|--------|------------------|
| | | Summer | Fall | Winter | F + W (a) | Summer | Fall | Winter | Avg F + W (b) | Summer | Fall | Winter | F + W (a / b) |
| <u>College of Arts and Sciences</u> | | | | | | | | | | | | | |
| Language and Literature | 1999-00 | 2,228.00 | 12,524.00 | 10,037.00 | 22,561.00 | 11.57 | 50.35 | 44.85 | 47.60 | 192.57 | 248.76 | 223.78 | 473.98 |
| Language and Literature | 2000-01 | 2,465.00 | 13,043.00 | 10,305.00 | 23,348.00 | 14.41 | 55.50 | 43.75 | 49.63 | 171.05 | 235.01 | 235.54 | 470.49 |
| Language and Literature | 2001-02 | 2,368.00 | 13,333.00 | 11,150.00 | 24,483.00 | 10.30 | 52.90 | 45.99 | 49.45 | 229.98 | 252.04 | 242.44 | 495.16 |
| Language and Literature | 2002-03 | 2,530.00 | 12,898.00 | 11,594.00 | 24,492.00 | 13.55 | 55.13 | 50.60 | 52.86 | 186.75 | 233.98 | 229.14 | 463.32 |
| Language and Literature | 2003-04 | 2,342.00 | 13,291.00 | 11,493.00 | 24,784.00 | 11.90 | 53.25 | 47.47 | 50.36 | 196.81 | 249.61 | 242.10 | 492.14 |
| Mathematics | 1999-00 | 1,240.00 | 9,231.00 | 7,562.00 | 16,793.00 | 6.94 | 27.49 | 23.41 | 25.45 | 178.67 | 335.79 | 323.02 | 659.84 |
| Mathematics | 2000-01 | 1,066.00 | 10,044.00 | 7,871.00 | 17,915.00 | 5.89 | 29.55 | 24.64 | 27.09 | 181.07 | 339.90 | 319.44 | 661.19 |
| Mathematics | 2001-02 | 1,212.00 | 10,467.00 | 8,069.00 | 18,536.00 | 6.08 | 30.64 | 24.65 | 27.64 | 199.34 | 341.61 | 327.34 | 670.50 |
| Mathematics | 2002-03 | 1,144.00 | 10,470.00 | 7,961.00 | 18,431.00 | 7.07 | 31.39 | 25.58 | 28.49 | 161.81 | 333.55 | 311.18 | 647.01 |
| Mathematics | 2003-04 | 924.00 | 10,976.00 | 7,768.00 | 18,744.00 | 5.07 | 32.81 | 25.08 | 28.94 | 182.25 | 334.53 | 309.73 | 647.57 |
| Physical Sciences | 1999-00 | 938.00 | 5,491.00 | 5,246.00 | 10,737.00 | 6.76 | 16.26 | 17.92 | 17.09 | 138.84 | 337.76 | 292.78 | 628.35 |
| Physical Sciences | 2000-01 | 797.00 | 5,749.00 | 5,126.00 | 10,875.00 | 5.09 | 17.19 | 18.39 | 17.79 | 156.74 | 334.50 | 278.74 | 611.35 |
| Physical Sciences | 2001-02 | 821.00 | 5,629.00 | 5,424.00 | 11,053.00 | 4.91 | 16.82 | 18.01 | 17.41 | 167.18 | 334.67 | 301.20 | 634.73 |
| Physical Sciences | 2002-03 | 773.00 | 6,511.00 | 5,666.00 | 12,177.00 | 4.24 | 18.32 | 19.20 | 18.76 | 182.45 | 355.49 | 295.05 | 649.11 |
| Physical Sciences | 2003-04 | 959.00 | 6,924.00 | 6,061.00 | 12,985.00 | 5.41 | 18.72 | 19.02 | 18.87 | 177.36 | 369.86 | 318.70 | 688.16 |
| Social Sciences | 1999-00 | 1,999.00 | 8,565.00 | 9,331.00 | 17,896.00 | 8.65 | 27.19 | 28.27 | 27.73 | 231.10 | 314.98 | 330.12 | 645.40 |
| Social Sciences | 2000-01 | 1,934.00 | 8,891.00 | 9,338.00 | 18,229.00 | 8.24 | 27.20 | 28.45 | 27.82 | 234.71 | 326.88 | 328.27 | 655.18 |
| Social Sciences | 2001-02 | 1,893.00 | 9,216.00 | 9,728.00 | 18,944.00 | 8.23 | 28.10 | 27.88 | 27.99 | 230.06 | 327.94 | 348.94 | 676.80 |
| Social Sciences | 2002-03 | 2,079.00 | 9,741.00 | 10,364.00 | 20,105.00 | 10.09 | 28.09 | 29.60 | 28.84 | 206.03 | 346.84 | 350.14 | 697.06 |

FERRIS STATE UNIVERSITY

Student Credit Hours (SCH), Full Time Equated Faculty (FTEF) and SCH/FTEF Aggregated by University by Department within College

| Department | Year | Student Credit Hours | | | | Full Time Equated Faculty | | | | SCH/FTEF | | | |
|--|---------|----------------------|----------|-----------|--------------|---------------------------|-------|--------|------------------|----------|--------|--------|------------------|
| | | Summer | Fall | Winter | F + W (a) | Summer | Fall | Winter | Avg F + W (b) | Summer | Fall | Winter | F + W (a / b) |
| <u>College of Arts and Sciences</u> | | | | | | | | | | | | | |
| Social Sciences | 2003-04 | 1,998.00 | 9,871.00 | 11,060.00 | 20,931.00 | 7.85 | 31.09 | 31.31 | 31.20 | 254.63 | 317.49 | 353.20 | 670.82 |
| <u>College of Business</u> | | | | | | | | | | | | | |
| Accountancy, Finance, Econ, & Statistics | 2002-03 | 0.00 | 0.00 | 5,814.00 | 5,814.00 | 0.00 | 0.00 | 20.50 | 10.25 | | | 283.61 | 567.22 |
| Accountancy, Finance, Econ, & Statistics | 2003-04 | 1,140.00 | 5,691.00 | 5,940.00 | 11,631.00 | 4.50 | 20.00 | 20.00 | 20.00 | 253.33 | 284.55 | 297.00 | 581.55 |
| Accountancy/Computer Info Systems | 1999-00 | 3,003.00 | 8,595.00 | 8,431.00 | 17,026.00 | 18.23 | 36.54 | 35.92 | 36.23 | 164.70 | 235.21 | 234.74 | 469.95 |
| Accountancy/Econ/Applied Stats | 2000-01 | 1,175.00 | 4,923.00 | 5,286.00 | 10,209.00 | 4.25 | 17.91 | 17.34 | 17.63 | 276.47 | 274.82 | 304.79 | 579.12 |
| Accountancy/Econ/Applied Stats | 2001-02 | 1,116.00 | 4,896.00 | 5,271.00 | 10,167.00 | 4.75 | 17.50 | 17.75 | 17.63 | 234.95 | 279.77 | 296.96 | 576.85 |
| Accountancy/Econ/Applied Stats | 2002-03 | 993.00 | 5,244.00 | 0.00 | 5,244.00 | 4.17 | 18.00 | 0.00 | 9.00 | 238.13 | 291.33 | | 582.67 |
| College of Business Graduate Programs | 2002-03 | 0.00 | 0.00 | 759.00 | 759.00 | 0.00 | 0.00 | 7.25 | 3.62 | | | 104.69 | 209.38 |
| College of Business Graduate Programs | 2003-04 | 522.00 | 877.00 | 804.00 | 1,681.00 | 4.01 | 6.16 | 5.00 | 5.58 | 130.17 | 142.37 | 160.73 | 301.19 |
| Computer Information Systems Dept | 2000-01 | 2,323.00 | 6,203.00 | 6,196.00 | 12,399.00 | 15.66 | 29.36 | 26.95 | 28.16 | 148.32 | 211.27 | 229.89 | 440.37 |
| Computer Information Systems Dept | 2001-02 | 1,889.00 | 6,025.00 | 6,090.00 | 12,115.00 | 11.83 | 27.83 | 27.27 | 27.55 | 159.73 | 216.49 | 223.28 | 439.71 |
| Computer Information Systems Dept | 2002-03 | 1,527.00 | 5,264.00 | 4,118.00 | 9,382.00 | 9.34 | 26.68 | 17.90 | 22.29 | 163.52 | 197.29 | 230.06 | 420.89 |
| Computer Information Systems Dept | 2003-04 | 789.00 | 3,905.00 | 3,810.00 | 7,715.00 | 4.00 | 15.92 | 14.63 | 15.27 | 197.25 | 245.34 | 260.46 | 505.17 |
| Economics/Applied Statistics | 1999-00 | 777.00 | 2,382.00 | 2,640.00 | 5,022.00 | 3.75 | 7.25 | 7.42 | 7.33 | 207.20 | 328.55 | 355.96 | 684.82 |
| Management | 1999-00 | 1,178.00 | 5,568.00 | 5,814.00 | 11,382.00 | 4.33 | 23.45 | 22.67 | 23.06 | 272.06 | 237.45 | 256.46 | 493.59 |

FERRIS STATE UNIVERSITY

Student Credit Hours (SCH), Full Time Equated Faculty (FTEF) and SCH/FTEF Aggregated by University by Department within College

| Department | Year | Student Credit Hours | | | | Full Time Equated Faculty | | | | SCH/FTEF | | | |
|------------------------------------|---------|----------------------|----------|----------|--------------|---------------------------|-------|--------|------------------|----------|--------|--------|------------------|
| | | Summer | Fall | Winter | F + W (a) | Summer | Fall | Winter | Avg F + W (b) | Summer | Fall | Winter | F + W (a / b) |
| <u>College of Business</u> | | | | | | | | | | | | | |
| Management | 2000-01 | 1,292.00 | 5,597.00 | 5,525.00 | 11,122.00 | 6.08 | 20.87 | 20.22 | 20.54 | 212.50 | 268.25 | 273.31 | 541.48 |
| Management | 2001-02 | 1,135.00 | 5,749.00 | 6,063.00 | 11,812.00 | 4.83 | 20.25 | 20.43 | 20.34 | 234.99 | 283.97 | 296.74 | 580.76 |
| Management | 2002-03 | 1,403.00 | 5,678.00 | 5,840.00 | 11,518.00 | 6.48 | 22.25 | 23.41 | 22.83 | 216.60 | 255.19 | 249.47 | 504.51 |
| Management | 2003-04 | 978.00 | 5,385.00 | 6,233.00 | 11,618.00 | 3.92 | 21.50 | 20.00 | 20.75 | 249.64 | 250.43 | 311.61 | 559.82 |
| Marketing | 1999-00 | 1,524.00 | 5,842.00 | 5,693.00 | 11,535.00 | 5.59 | 26.69 | 25.15 | 25.92 | 272.87 | 218.88 | 226.38 | 445.03 |
| Marketing | 2000-01 | 1,543.00 | 5,981.00 | 5,244.00 | 11,225.00 | 6.59 | 23.75 | 24.15 | 23.95 | 234.32 | 251.81 | 217.10 | 468.63 |
| Marketing | 2001-02 | 1,639.00 | 5,812.00 | 5,398.00 | 11,210.00 | 6.59 | 28.81 | 24.82 | 26.81 | 248.90 | 201.76 | 217.48 | 418.06 |
| Marketing | 2002-03 | 1,508.00 | 5,529.00 | 4,916.00 | 10,445.00 | 7.23 | 24.42 | 20.98 | 22.70 | 208.64 | 226.42 | 234.26 | 460.09 |
| Marketing | 2003-04 | 1,333.00 | 5,097.00 | 4,991.00 | 10,088.00 | 5.35 | 21.13 | 19.33 | 20.23 | 249.10 | 241.18 | 258.16 | 498.58 |
| <u>College of Education</u> | | | | | | | | | | | | | |
| Child Development | 1999-00 | 63.00 | 384.00 | 406.00 | 790.00 | 0.48 | 2.06 | 2.09 | 2.07 | 131.25 | 186.66 | 194.26 | 380.98 |
| Child Development | 2000-01 | 19.00 | 365.00 | 0.00 | 365.00 | 0.25 | 1.50 | 0.00 | 0.75 | 76.00 | 242.53 | | 485.07 |
| Criminal Justice | 1999-00 | 1,245.00 | 3,000.00 | 3,163.00 | 6,163.00 | 8.35 | 12.33 | 12.62 | 12.47 | 149.10 | 243.25 | 250.73 | 494.07 |
| Criminal Justice | 2000-01 | 1,280.00 | 3,194.00 | 0.00 | 3,194.00 | 9.34 | 13.31 | 0.00 | 6.66 | 137.04 | 239.97 | | 479.94 |
| Leisure Studies and Wellness | 1999-00 | 360.00 | 1,795.00 | 1,451.00 | 3,246.00 | 2.23 | 6.82 | 6.99 | 6.91 | 161.43 | 263.20 | 207.58 | 470.09 |
| Leisure Studies and Wellness | 2000-01 | 298.00 | 1,411.00 | 0.00 | 1,411.00 | 1.66 | 5.99 | 0.00 | 3.00 | 179.52 | 235.56 | | 471.12 |
| Occupational Education | 1999-00 | 1,382.00 | 2,516.00 | 2,400.00 | 4,916.00 | 6.94 | 10.16 | 12.00 | 11.08 | 199.23 | 247.67 | 200.00 | 443.70 |

FERRIS STATE UNIVERSITY

Student Credit Hours (SCH), Full Time Equated Faculty (FTEF) and SCH/FTEF Aggregated by University by Department within College

| Department | Year | <u>Student Credit Hours</u> | | | | <u>Full Time Equated Faculty</u> | | | | <u>SCH/FTEF</u> | | | |
|---|---------|-----------------------------|----------|----------|--------------|----------------------------------|-------|--------|------------------|-----------------|--------|--------|------------------|
| | | Summer | Fall | Winter | F + W (a) | Summer | Fall | Winter | Avg F + W (b) | Summer | Fall | Winter | F + W (a / b) |
| <u>College of Education</u> | | | | | | | | | | | | | |
| Occupational Education | 2000-01 | 1,515.00 | 3,225.00 | 0.00 | 3,225.00 | 8.71 | 13.06 | 0.00 | 6.53 | 173.94 | 246.88 | | 493.75 |
| Television Production | 1999-00 | 84.00 | 453.00 | 404.00 | 857.00 | 0.75 | 3.08 | 3.25 | 3.16 | 112.00 | 147.22 | 124.31 | 270.90 |
| Television Production | 2000-01 | 76.00 | 471.00 | 0.00 | 471.00 | 0.55 | 3.33 | 0.00 | 1.66 | 138.18 | 141.44 | | 282.88 |
| <u>College of Education & Human Serv</u> | | | | | | | | | | | | | |
| Criminal Justice | 2000-01 | 0.00 | 0.00 | 3,093.00 | 3,093.00 | 0.00 | 0.00 | 13.15 | 6.58 | | | 235.21 | 470.42 |
| Criminal Justice | 2001-02 | 1,471.00 | 3,383.00 | 3,360.00 | 6,743.00 | 9.29 | 13.47 | 14.51 | 13.99 | 158.34 | 251.19 | 231.56 | 482.02 |
| Criminal Justice | 2002-03 | 1,318.00 | 3,123.00 | 3,508.00 | 6,631.00 | 9.57 | 15.30 | 16.43 | 15.86 | 137.72 | 204.16 | 213.51 | 418.01 |
| Criminal Justice | 2003-04 | 1,329.00 | 3,789.00 | 3,703.00 | 7,492.00 | 9.54 | 16.67 | 15.98 | 16.33 | 139.31 | 227.35 | 231.66 | 458.93 |
| Leisure Studies and Wellness | 2000-01 | 0.00 | 0.00 | 1,369.00 | 1,369.00 | 0.00 | 0.00 | 5.97 | 2.98 | | | 229.48 | 458.96 |
| Leisure Studies and Wellness | 2001-02 | 292.00 | 1,541.00 | 1,451.00 | 2,992.00 | 1.76 | 6.33 | 5.90 | 6.11 | 165.91 | 243.50 | 245.93 | 489.35 |
| Leisure Studies and Wellness | 2002-03 | 295.00 | 1,345.00 | 1,536.00 | 2,881.00 | 1.91 | 5.99 | 6.46 | 6.23 | 154.45 | 224.35 | 237.93 | 462.79 |
| Leisure Studies and Wellness | 2003-04 | 193.00 | 1,248.00 | 1,284.00 | 2,532.00 | 1.15 | 5.05 | 5.00 | 5.02 | 167.94 | 247.29 | 256.80 | 504.05 |
| School of Education | 2000-01 | 0.00 | 0.00 | 3,069.00 | 3,069.00 | 0.00 | 0.00 | 15.57 | 7.79 | | | 197.09 | 394.18 |
| School of Education | 2001-02 | 1,807.00 | 3,721.00 | 3,693.00 | 7,414.00 | 8.79 | 17.29 | 20.52 | 18.91 | 205.60 | 215.21 | 179.94 | 392.13 |
| School of Education | 2002-03 | 1,869.00 | 4,637.00 | 4,725.00 | 9,362.00 | 12.31 | 23.12 | 23.02 | 23.07 | 151.81 | 200.52 | 205.25 | 405.76 |
| School of Education | 2003-04 | 2,395.00 | 5,561.00 | 5,894.00 | 11,455.00 | 9.47 | 26.65 | 30.80 | 28.73 | 252.90 | 208.66 | 191.35 | 398.77 |
| Television Production | 2000-01 | 0.00 | 0.00 | 496.00 | 496.00 | 0.00 | 0.00 | 3.84 | 1.92 | | | 129.17 | 258.33 |

FERRIS STATE UNIVERSITY

Student Credit Hours (SCH), Full Time Equated Faculty (FTEF) and SCH/FTEF Aggregated by University by Department within College

| Department | Year | <u>Student Credit Hours</u> | | | | <u>Full Time Equated Faculty</u> | | | | <u>SCH/FTEF</u> | | | |
|---|---------|-----------------------------|----------|----------|--------------|----------------------------------|-------|--------|------------------|-----------------|--------|--------|------------------|
| | | Summer | Fall | Winter | F + W (a) | Summer | Fall | Winter | Avg F + W (b) | Summer | Fall | Winter | F + W (a / b) |
| <u>College of Education & Human Serv</u> | | | | | | | | | | | | | |
| Television Production | 2001-02 | 42.00 | 573.00 | 458.00 | 1,031.00 | 0.15 | 4.16 | 3.42 | 3.79 | 280.00 | 137.74 | 133.92 | 272.03 |
| Television Production | 2002-03 | 222.00 | 801.00 | 490.00 | 1,291.00 | 2.11 | 4.42 | 3.67 | 4.04 | 105.03 | 181.22 | 133.51 | 319.16 |
| Television Production | 2003-04 | 225.00 | 869.00 | 696.00 | 1,565.00 | 2.00 | 4.99 | 3.84 | 4.42 | 112.50 | 174.15 | 181.25 | 354.47 |
| <u>College of Optometry</u> | | | | | | | | | | | | | |
| Optometry | 1999-00 | 364.00 | 2,105.00 | 2,417.00 | 4,522.00 | 0.08 | 20.94 | 22.33 | 21.64 | 4,550.00 | 100.54 | 108.22 | 209.00 |
| Optometry | 2000-01 | 406.00 | 2,362.00 | 2,382.00 | 4,744.00 | 2.00 | 20.66 | 21.72 | 21.19 | 203.00 | 114.35 | 109.67 | 223.90 |
| Optometry | 2001-02 | 443.00 | 2,357.00 | 2,396.00 | 4,753.00 | 13.25 | 20.66 | 20.25 | 20.45 | 33.43 | 114.11 | 118.32 | 232.39 |
| Optometry | 2002-03 | 405.00 | 2,295.00 | 2,362.00 | 4,657.00 | 11.00 | 19.17 | 20.30 | 19.73 | 36.82 | 119.74 | 116.37 | 236.01 |
| Optometry | 2003-04 | 416.00 | 2,362.00 | 2,403.00 | 4,765.00 | 10.00 | 18.65 | 19.30 | 18.98 | 41.60 | 126.65 | 124.49 | 251.10 |
| <u>College of Pharmacy</u> | | | | | | | | | | | | | |
| Pharmacy | 1999-00 | 1,410.00 | 6,191.50 | 4,452.00 | 10,643.50 | 14.17 | 24.42 | 24.22 | 24.32 | 99.51 | 253.58 | 183.80 | 437.65 |
| Pharmacy | 2000-01 | 1,633.00 | 5,505.00 | 4,660.00 | 10,165.00 | 13.17 | 26.82 | 26.75 | 26.78 | 123.99 | 205.28 | 174.21 | 379.53 |
| Pharmacy | 2001-02 | 692.00 | 5,459.00 | 4,508.00 | 9,967.00 | 14.01 | 28.84 | 29.07 | 28.96 | 49.38 | 189.26 | 155.08 | 344.21 |
| Pharmacy | 2002-03 | 970.00 | 5,447.00 | 5,472.00 | 10,919.00 | 15.20 | 31.82 | 30.68 | 31.25 | 63.82 | 171.18 | 178.37 | 349.42 |
| Pharmacy | 2003-04 | 988.00 | 6,482.00 | 6,414.00 | 12,896.00 | 20.10 | 33.74 | 34.45 | 34.10 | 49.15 | 192.09 | 186.19 | 378.22 |
| <u>College of Profess & Tech Studies</u> | | | | | | | | | | | | | |
| Professional & Technological Studies | 2003-04 | 4.00 | 82.00 | 118.00 | 200.00 | 0.00 | 1.00 | 1.33 | 1.17 | | 82.00 | 88.72 | 171.67 |

FERRIS STATE UNIVERSITY

Student Credit Hours (SCH), Full Time Equated Faculty (FTEF) and SCH/FTEF Aggregated by University by Department within College

| Department | Year | Student Credit Hours | | | | Full Time Equated Faculty | | | | SCH/FTEF | | | |
|--------------------------------------|---------|----------------------|----------|----------|--------------|---------------------------|-------|--------|------------------|----------|--------|--------|------------------|
| | | Summer | Fall | Winter | F + W (a) | Summer | Fall | Winter | Avg F + W (b) | Summer | Fall | Winter | F + W (a / b) |
| <u>College of Technology</u> | | | | | | | | | | | | | |
| Architectural Tech & Facilities Mgmt | 2000-01 | 0.00 | 0.00 | 1,209.00 | 1,209.00 | 0.00 | 0.00 | 7.17 | 3.58 | | | 168.62 | 337.24 |
| Architectural Tech & Facilities Mgmt | 2001-02 | 62.00 | 1,118.00 | 1,159.00 | 2,277.00 | 0.92 | 6.58 | 7.47 | 7.03 | 67.39 | 169.91 | 155.15 | 324.13 |
| Architectural Tech & Facilities Mgmt | 2002-03 | 104.00 | 1,054.00 | 892.00 | 1,946.00 | 0.92 | 7.31 | 7.41 | 7.36 | 113.04 | 144.15 | 120.38 | 264.37 |
| Architectural Tech & Facilities Mgmt | 2003-04 | 93.00 | 1,167.00 | 935.00 | 2,102.00 | 0.92 | 6.03 | 6.00 | 6.02 | 101.09 | 193.37 | 155.83 | 349.32 |
| Automotive | 2000-01 | 0.00 | 0.00 | 2,914.00 | 2,914.00 | 0.00 | 0.00 | 17.78 | 8.89 | | | 163.89 | 327.78 |
| Automotive | 2001-02 | 547.00 | 3,025.00 | 2,784.00 | 5,809.00 | 5.14 | 19.42 | 18.42 | 18.92 | 106.42 | 155.77 | 151.14 | 307.03 |
| Automotive | 2002-03 | 681.00 | 3,257.00 | 3,096.00 | 6,353.00 | 5.75 | 18.53 | 19.91 | 19.22 | 118.43 | 175.73 | 155.50 | 330.51 |
| Automotive | 2003-04 | 503.00 | 4,050.00 | 3,982.00 | 8,032.00 | 4.50 | 20.41 | 22.73 | 21.57 | 111.78 | 198.44 | 175.19 | 372.38 |
| Construction & Facilities | 1999-00 | 308.00 | 5,783.00 | 4,995.00 | 10,778.00 | 2.45 | 29.00 | 29.04 | 29.02 | 125.71 | 199.41 | 172.00 | 371.40 |
| Construction & Facilities | 2000-01 | 435.00 | 5,882.00 | 0.00 | 5,882.00 | 2.36 | 29.25 | 0.00 | 14.62 | 184.71 | 201.09 | | 402.19 |
| Construction Technology & Management | 2000-01 | 0.00 | 0.00 | 2,119.00 | 2,119.00 | 0.00 | 0.00 | 10.13 | 5.07 | | | 209.13 | 418.26 |
| Construction Technology & Management | 2001-02 | 0.00 | 2,235.00 | 1,943.00 | 4,178.00 | 0.00 | 9.80 | 10.33 | 10.07 | | 227.96 | 188.12 | 415.05 |
| Construction Technology & Management | 2002-03 | 0.00 | 2,536.00 | 2,168.00 | 4,704.00 | 0.00 | 8.65 | 10.51 | 9.58 | | 293.18 | 206.28 | 491.02 |
| Construction Technology & Management | 2003-04 | 0.00 | 2,544.00 | 2,459.00 | 5,003.00 | 0.00 | 9.24 | 10.35 | 9.80 | | 275.35 | 237.49 | 510.68 |
| Design, Manufacturing & Graphic Arts | 1999-00 | 917.00 | 7,681.00 | 6,969.00 | 14,650.00 | 7.24 | 43.27 | 45.40 | 44.34 | 126.66 | 177.51 | 153.50 | 330.44 |
| Design, Manufacturing & Graphic Arts | 2000-01 | 827.00 | 8,047.00 | 0.00 | 8,047.00 | 5.77 | 43.10 | 0.00 | 21.55 | 143.33 | 186.71 | | 373.41 |
| Electronics/CNS | 2000-01 | 0.00 | 0.00 | 1,465.00 | 1,465.00 | 0.00 | 0.00 | 10.61 | 5.30 | | | 138.08 | 276.15 |

FERRIS STATE UNIVERSITY

Student Credit Hours (SCH), Full Time Equated Faculty (FTEF) and SCH/FTEF Aggregated by University by Department within College

| Department | Year | Student Credit Hours | | | | Full Time Equated Faculty | | | | SCH/FTEF | | | |
|--------------------------------------|---------|----------------------|----------|----------|--------------|---------------------------|-------|--------|------------------|----------|--------|--------|------------------|
| | | Summer | Fall | Winter | F + W (a) | Summer | Fall | Winter | Avg F + W (b) | Summer | Fall | Winter | F + W (a / b) |
| <u>College of Technology</u> | | | | | | | | | | | | | |
| Electronics/CNS | 2001-02 | 86.00 | 1,656.00 | 1,549.00 | 3,205.00 | 0.67 | 10.00 | 10.60 | 10.30 | 128.36 | 165.60 | 146.09 | 311.12 |
| Electronics/CNS | 2002-03 | 108.00 | 1,417.00 | 1,612.00 | 3,029.00 | 0.67 | 8.04 | 10.51 | 9.27 | 161.19 | 176.35 | 153.34 | 326.61 |
| Electronics/CNS | 2003-04 | 84.00 | 1,685.00 | 1,599.00 | 3,284.00 | 0.67 | 8.83 | 9.60 | 9.22 | 125.37 | 190.74 | 166.50 | 356.23 |
| HVACR | 2000-01 | 0.00 | 0.00 | 1,168.00 | 1,168.00 | 0.00 | 0.00 | 7.70 | 3.85 | | | 151.69 | 303.38 |
| HVACR | 2001-02 | 102.00 | 1,353.00 | 1,174.00 | 2,527.00 | 0.67 | 6.75 | 7.82 | 7.28 | 152.24 | 200.44 | 150.18 | 346.94 |
| HVACR | 2002-03 | 96.00 | 1,381.00 | 1,163.00 | 2,544.00 | 0.67 | 5.85 | 7.69 | 6.77 | 143.28 | 236.01 | 151.29 | 375.81 |
| HVACR | 2003-04 | 140.00 | 1,435.00 | 1,146.00 | 2,581.00 | 1.08 | 6.95 | 7.00 | 6.97 | 129.63 | 206.50 | 163.79 | 370.15 |
| Heavy Equipment | 2000-01 | 0.00 | 0.00 | 1,002.00 | 1,002.00 | 0.00 | 0.00 | 6.99 | 3.49 | | | 143.35 | 286.70 |
| Heavy Equipment | 2001-02 | 116.00 | 1,016.00 | 990.00 | 2,006.00 | 1.34 | 7.17 | 6.67 | 6.92 | 86.57 | 141.70 | 148.43 | 289.88 |
| Heavy Equipment | 2002-03 | 270.00 | 1,070.00 | 894.00 | 1,964.00 | 2.50 | 6.83 | 6.50 | 6.67 | 108.00 | 156.59 | 137.54 | 294.60 |
| Heavy Equipment | 2003-04 | 156.00 | 744.00 | 692.00 | 1,436.00 | 0.97 | 5.16 | 6.89 | 6.03 | 160.82 | 144.19 | 100.44 | 238.34 |
| Manufacturing Engineering Technology | 2000-01 | 0.00 | 0.00 | 2,041.00 | 2,041.00 | 0.00 | 0.00 | 12.86 | 6.43 | | | 158.71 | 317.42 |
| Manufacturing Engineering Technology | 2001-02 | 162.00 | 2,586.00 | 2,098.00 | 4,684.00 | 1.06 | 12.19 | 12.78 | 12.48 | 152.83 | 212.14 | 164.16 | 375.17 |
| Manufacturing Engineering Technology | 2002-03 | 288.00 | 2,606.00 | 2,108.00 | 4,714.00 | 1.50 | 12.33 | 12.17 | 12.25 | 192.00 | 211.35 | 173.28 | 384.89 |
| Manufacturing Engineering Technology | 2003-04 | 170.00 | 2,530.00 | 1,986.00 | 4,516.00 | 1.20 | 12.66 | 12.46 | 12.56 | 141.67 | 199.86 | 159.39 | 359.57 |
| Mechanical Design | 2000-01 | 0.00 | 0.00 | 1,721.00 | 1,721.00 | 0.00 | 0.00 | 10.22 | 5.11 | | | 168.40 | 336.79 |
| Mechanical Design | 2001-02 | 96.00 | 2,144.00 | 1,829.00 | 3,973.00 | 0.25 | 9.80 | 9.53 | 9.66 | 384.00 | 218.78 | 191.92 | 411.07 |
| Mechanical Design | 2002-03 | 196.00 | 2,109.00 | 1,928.00 | 4,037.00 | 1.67 | 8.35 | 10.29 | 9.32 | 117.37 | 252.50 | 187.37 | 433.10 |

FERRIS STATE UNIVERSITY

Student Credit Hours (SCH), Full Time Equated Faculty (FTEF) and SCH/FTEF Aggregated by University by Department within College

| Department | Year | <u>Student Credit Hours</u> | | | | <u>Full Time Equated Faculty</u> | | | | <u>SCH/FTEF</u> | | | |
|-------------------------------------|---------|-----------------------------|----------|----------|--------------|----------------------------------|-------|--------|------------------|-----------------|--------|--------|------------------|
| | | Summer | Fall | Winter | F + W (a) | Summer | Fall | Winter | Avg F + W (b) | Summer | Fall | Winter | F + W (a / b) |
| <u>College of Technology</u> | | | | | | | | | | | | | |
| Mechanical Design | 2003-04 | 40.00 | 2,168.00 | 1,986.00 | 4,154.00 | 0.27 | 9.54 | 9.06 | 9.30 | 148.15 | 227.19 | 219.21 | 446.60 |
| Plastics and Rubber | 2000-01 | 0.00 | 0.00 | 1,727.00 | 1,727.00 | 0.00 | 0.00 | 9.75 | 4.87 | | | 177.13 | 354.26 |
| Plastics and Rubber | 2001-02 | 448.00 | 1,362.00 | 1,620.00 | 2,982.00 | 2.98 | 9.78 | 8.95 | 9.37 | 150.34 | 139.26 | 181.01 | 318.42 |
| Plastics and Rubber | 2002-03 | 421.00 | 1,179.00 | 1,548.00 | 2,727.00 | 4.02 | 8.88 | 9.42 | 9.15 | 104.73 | 132.85 | 164.33 | 298.11 |
| Plastics and Rubber | 2003-04 | 384.00 | 1,236.00 | 1,268.00 | 2,504.00 | 2.49 | 7.90 | 8.17 | 8.03 | 154.22 | 156.46 | 155.20 | 311.64 |
| Printing & Imaging Technology Mgmt | 2000-01 | 0.00 | 0.00 | 1,051.00 | 1,051.00 | 0.00 | 0.00 | 9.00 | 4.50 | | | 116.78 | 233.56 |
| Printing & Imaging Technology Mgmt | 2001-02 | 90.00 | 1,220.00 | 977.00 | 2,197.00 | 0.92 | 9.42 | 9.25 | 9.33 | 97.83 | 129.51 | 105.62 | 235.35 |
| Printing & Imaging Technology Mgmt | 2002-03 | 163.00 | 958.00 | 1,015.00 | 1,973.00 | 1.17 | 8.25 | 9.08 | 8.67 | 139.32 | 116.12 | 111.78 | 227.70 |
| Printing & Imaging Technology Mgmt | 2003-04 | 191.00 | 953.00 | 953.00 | 1,906.00 | 1.17 | 7.89 | 8.00 | 7.94 | 163.25 | 120.80 | 119.13 | 239.92 |
| Surveying | 2000-01 | 0.00 | 0.00 | 861.00 | 861.00 | 0.00 | 0.00 | 6.10 | 3.05 | | | 141.09 | 282.18 |
| Surveying | 2001-02 | 276.00 | 720.00 | 960.00 | 1,680.00 | 1.25 | 4.64 | 6.88 | 5.76 | 220.80 | 155.10 | 139.60 | 291.69 |
| Surveying | 2002-03 | 114.00 | 764.00 | 994.00 | 1,758.00 | 1.00 | 5.50 | 6.36 | 5.93 | 114.00 | 138.91 | 156.29 | 296.46 |
| Surveying | 2003-04 | 3.00 | 673.00 | 966.00 | 1,639.00 | 0.00 | 5.33 | 6.15 | 5.74 | | 126.19 | 157.11 | 285.49 |
| Transportation & Electronics | 1999-00 | 800.00 | 5,846.00 | 5,115.00 | 10,961.00 | 9.16 | 34.67 | 38.08 | 36.38 | 87.34 | 168.62 | 134.32 | 301.33 |
| Transportation & Electronics | 2000-01 | 927.00 | 5,794.00 | 0.00 | 5,794.00 | 7.75 | 33.67 | 0.00 | 16.83 | 119.61 | 172.08 | | 344.16 |
| Welding | 2000-01 | 0.00 | 0.00 | 800.00 | 800.00 | 0.00 | 0.00 | 5.55 | 2.78 | | | 144.14 | 288.29 |
| Welding | 2001-02 | 108.00 | 1,041.00 | 749.00 | 1,790.00 | 0.67 | 6.02 | 5.42 | 5.72 | 161.19 | 173.03 | 138.19 | 313.04 |
| Welding | 2002-03 | 76.00 | 935.00 | 781.00 | 1,716.00 | 0.67 | 5.58 | 4.59 | 5.09 | 113.43 | 167.56 | 170.15 | 337.46 |

FERRIS STATE UNIVERSITY

Student Credit Hours (SCH), Full Time Equated Faculty (FTEF) and SCH/FTEF Aggregated by University by Department within College

| Department | Year | <u>Student Credit Hours</u> | | | | <u>Full Time Equated Faculty</u> | | | | <u>SCH/FTEF</u> | | | |
|---|---------|-----------------------------|----------|----------|--------------|----------------------------------|-------|--------|------------------|-----------------|--------|--------|------------------|
| | | Summer | Fall | Winter | F + W (a) | Summer | Fall | Winter | Avg F + W (b) | Summer | Fall | Winter | F + W (a / b) |
| <u>College of Technology</u> | | | | | | | | | | | | | |
| Welding | 2003-04 | 124.00 | 1,132.00 | 828.00 | 1,960.00 | 0.84 | 4.69 | 5.92 | 5.31 | 147.62 | 241.34 | 139.86 | 369.45 |
| <u>Kendall College of Art & Design</u> | | | | | | | | | | | | | |
| Design Studies | 2000-01 | 0.00 | 0.00 | 3,571.00 | 3,571.00 | 0.00 | 0.00 | 28.33 | 14.17 | | | 126.04 | 252.07 |
| Design Studies | 2001-02 | 553.00 | 3,891.00 | 3,939.00 | 7,830.00 | 11.21 | 32.53 | 29.04 | 30.78 | 49.31 | 119.61 | 135.64 | 254.35 |
| Design Studies | 2002-03 | 632.00 | 4,425.00 | 4,397.00 | 8,822.00 | 9.88 | 37.14 | 41.60 | 39.37 | 63.95 | 119.16 | 105.70 | 224.09 |
| Design Studies | 2003-04 | 750.00 | 4,674.00 | 4,599.00 | 9,273.00 | 15.11 | 43.26 | 43.72 | 43.49 | 49.63 | 108.05 | 105.18 | 213.22 |
| Fine Arts/Foundation | 2000-01 | 0.00 | 0.00 | 1,767.00 | 1,767.00 | 0.00 | 0.00 | 15.64 | 7.82 | | | 113.00 | 226.01 |
| Fine Arts/Foundation | 2001-02 | 90.00 | 2,361.00 | 1,933.00 | 4,294.00 | 4.67 | 18.55 | 12.73 | 15.64 | 19.27 | 127.28 | 151.86 | 274.56 |
| Fine Arts/Foundation | 2002-03 | 129.00 | 2,358.00 | 1,892.00 | 4,250.00 | 2.66 | 19.42 | 17.09 | 18.25 | 48.50 | 121.42 | 110.73 | 232.83 |
| Fine Arts/Foundation | 2003-04 | 111.00 | 2,444.00 | 2,204.00 | 4,648.00 | 4.10 | 19.40 | 15.90 | 17.65 | 27.07 | 125.98 | 138.63 | 263.35 |
| Liberal Arts & Sciences | 2000-01 | 0.00 | 0.00 | 2,190.00 | 2,190.00 | 0.00 | 0.00 | 7.84 | 3.92 | | | 279.34 | 558.67 |
| Liberal Arts & Sciences | 2001-02 | 363.00 | 2,547.00 | 2,427.00 | 4,974.00 | 4.28 | 10.22 | 10.02 | 10.12 | 84.90 | 249.22 | 242.27 | 491.56 |
| Liberal Arts & Sciences | 2002-03 | 597.00 | 2,982.00 | 2,940.00 | 5,922.00 | 5.48 | 12.66 | 12.98 | 12.82 | 108.98 | 235.61 | 226.44 | 461.93 |
| Liberal Arts & Sciences | 2003-04 | 627.00 | 3,375.00 | 3,426.00 | 6,801.00 | 6.57 | 15.32 | 15.70 | 15.51 | 95.43 | 220.25 | 218.24 | 438.47 |
| <u>University College</u> | | | | | | | | | | | | | |
| Developmental Programs & Curriculum | 1999-00 | 42.00 | 2,482.00 | 705.00 | 3,187.00 | 0.25 | 9.10 | 4.25 | 6.68 | 168.00 | 272.65 | 165.88 | 477.33 |
| Developmental Programs & Curriculum | 2000-01 | 34.00 | 2,975.00 | 1,422.00 | 4,397.00 | 0.25 | 11.46 | 9.45 | 10.45 | 137.37 | 259.68 | 150.54 | 420.72 |

FERRIS STATE UNIVERSITY

Student Credit Hours (SCH), Full Time Equated Faculty (FTEF) and SCH/FTEF Aggregated by University by Department within College

| Department | Year | <u>Student Credit Hours</u> | | | | <u>Full Time Equated Faculty</u> | | | | <u>SCH/FTEF</u> | | | F + W (a / b) |
|-------------------------------------|---------|-----------------------------|----------|----------|--------------|----------------------------------|-------|--------|------------------|-----------------|--------|--------|------------------|
| | | Summer | Fall | Winter | F + W (a) | Summer | Fall | Winter | Avg F + W (b) | Summer | Fall | Winter | |
| <u>University College</u> | | | | | | | | | | | | | |
| Developmental Programs & Curriculum | 2001-02 | 275.00 | 3,759.00 | 1,648.00 | 5,407.00 | 3.27 | 17.81 | 10.63 | 14.22 | 84.03 | 211.08 | 155.04 | 380.26 |
| Developmental Programs & Curriculum | 2002-03 | 263.00 | 4,420.00 | 1,224.00 | 5,644.00 | 3.08 | 19.70 | 9.65 | 14.68 | 85.39 | 224.37 | 126.78 | 384.54 |
| Developmental Programs & Curriculum | 2003-04 | 287.00 | 4,585.00 | 1,190.00 | 5,775.00 | 2.75 | 21.04 | 10.43 | 15.74 | 104.36 | 217.87 | 114.06 | 366.92 |
| Educational and Career Counseling | 1999-00 | 0.00 | 1,019.00 | 152.00 | 1,171.00 | 0.00 | 3.77 | 0.81 | 2.29 | | 270.65 | 186.89 | 511.54 |
| Educational and Career Counseling | 2000-01 | 6.00 | 892.00 | 242.00 | 1,134.00 | 0.08 | 3.67 | 1.50 | 2.58 | 72.73 | 243.36 | 161.33 | 439.08 |

FERRIS STATE UNIVERSITY

Student Credit Hours (SCH), Full Time Equated Faculty (FTEF) and SCH/FTEF Aggregated by University by Department within College

| Department | Year | Student Credit Hours | | | | Full Time Equated Faculty | | | | SCH/FTEF | | | |
|---|---------|----------------------|----------|----------|--------------|---------------------------|-------|--------|------------------|----------|--------|--------|------------------|
| | | Summer | Fall | Winter | F + W (a) | Summer | Fall | Winter | Avg F + W (b) | Summer | Fall | Winter | F + W (a / b) |
| <u>College of Allied Health Sciences</u> | | | | | | | | | | | | | |
| Allied Dental Department | 1999-00 | 60.00 | 1,236.00 | 1,134.00 | 2,370.00 | 1.00 | 4.61 | 4.77 | 4.69 | 60.00 | 268.03 | 237.74 | 505.25 |
| College of Allied Health Sciences | 1999-00 | 3.00 | 3.00 | 195.00 | 198.00 | 0.13 | 0.00 | 0.42 | 0.21 | 24.00 | | 464.29 | 942.86 |
| College of Allied Health Sciences | 2000-01 | 1.00 | 111.00 | 72.00 | 183.00 | 0.00 | 0.16 | 0.50 | 0.33 | | 693.75 | 144.00 | 554.55 |
| College of Allied Health Sciences | 2001-02 | 6.00 | 109.00 | 52.00 | 161.00 | 0.17 | 1.24 | 0.25 | 0.74 | 36.00 | 88.24 | 208.00 | 216.79 |
| College of Allied Health Sciences | 2002-03 | 6.00 | 0.00 | 87.00 | 87.00 | 0.33 | 0.00 | 0.25 | 0.13 | 18.00 | | 348.00 | 696.00 |
| College of Allied Health Sciences | 2003-04 | 0.00 | 0.00 | 69.00 | 69.00 | 0.00 | 0.00 | 0.25 | 0.13 | | | 276.00 | 552.00 |
| Environmental and Clinical Scien | 1999-00 | 369.00 | 821.00 | 627.00 | 1,448.00 | 3.37 | 7.49 | 6.25 | 6.87 | 109.43 | 109.63 | 100.32 | 210.79 |
| Health Management | 1999-00 | 647.00 | 1,243.00 | 1,602.00 | 2,845.00 | 3.96 | 9.00 | 9.80 | 9.40 | 163.47 | 138.16 | 163.42 | 302.66 |
| Health Management | 2000-01 | 875.00 | 1,795.00 | 2,186.00 | 3,981.00 | 6.65 | 13.08 | 12.29 | 12.68 | 131.58 | 137.23 | 177.93 | 313.89 |
| Health Management | 2001-02 | 859.00 | 2,324.00 | 2,571.00 | 4,895.00 | 5.72 | 11.83 | 11.63 | 11.73 | 150.26 | 196.39 | 221.11 | 417.29 |
| Health Management | 2002-03 | 974.00 | 2,809.00 | 2,877.00 | 5,686.00 | 5.98 | 10.38 | 12.86 | 11.62 | 162.76 | 270.62 | 223.63 | 489.23 |
| Health Management | 2003-04 | 1,132.00 | 3,591.00 | 3,398.00 | 6,989.00 | 6.54 | 12.79 | 14.75 | 13.77 | 173.11 | 280.84 | 230.30 | 507.53 |
| Health Related Programs | 2000-01 | 1,348.00 | 2,179.00 | 2,106.00 | 4,285.00 | 7.80 | 12.42 | 12.00 | 12.21 | 172.88 | 175.44 | 175.50 | 350.94 |
| Health Related Programs | 2001-02 | 1,281.00 | 2,086.00 | 1,875.00 | 3,961.00 | 7.46 | 11.68 | 12.32 | 12.00 | 171.64 | 178.57 | 152.19 | 330.06 |
| Health Related Programs | 2002-03 | 1,220.00 | 2,309.00 | 2,063.00 | 4,372.00 | 7.62 | 11.78 | 10.66 | 11.22 | 160.18 | 196.01 | 193.58 | 389.71 |
| Health Related Programs | 2003-04 | 1,145.00 | 2,600.00 | 2,583.00 | 5,183.00 | 6.18 | 11.03 | 11.96 | 11.49 | 185.18 | 235.70 | 216.02 | 450.92 |
| Hospital Related Department | 1999-00 | 1,244.00 | 2,075.00 | 1,961.00 | 4,036.00 | 5.50 | 9.95 | 9.42 | 9.68 | 226.18 | 208.60 | 208.17 | 416.79 |

FERRIS STATE UNIVERSITY

Student Credit Hours (SCH), Full Time Equated Faculty (FTEF) and SCH/FTEF Aggregated by University by Department within College

| Department | Year | Student Credit Hours | | | | Full Time Equated Faculty | | | | SCH/FTEF | | | |
|---|---------|----------------------|-----------|-----------|--------------|---------------------------|-------|--------|------------------|----------|--------|--------|------------------|
| | | Summer | Fall | Winter | F + W (a) | Summer | Fall | Winter | Avg F + W (b) | Summer | Fall | Winter | F + W (a / b) |
| <u>College of Allied Health Sciences</u> | | | | | | | | | | | | | |
| Nursing & Dental Hygiene | 2000-01 | 428.00 | 2,446.00 | 2,207.00 | 4,653.00 | 3.48 | 14.86 | 13.92 | 14.39 | 122.99 | 164.60 | 158.55 | 323.35 |
| Nursing & Dental Hygiene | 2001-02 | 615.00 | 2,694.00 | 2,482.00 | 5,176.00 | 5.00 | 13.38 | 12.84 | 13.11 | 123.00 | 201.41 | 193.32 | 394.90 |
| Nursing & Dental Hygiene | 2002-03 | 644.00 | 2,615.00 | 2,484.00 | 5,099.00 | 5.76 | 12.52 | 14.06 | 13.29 | 111.79 | 208.80 | 176.70 | 383.64 |
| Nursing & Dental Hygiene | 2003-04 | 428.00 | 3,100.00 | 2,958.00 | 6,058.00 | 2.64 | 15.59 | 16.72 | 16.16 | 161.95 | 198.81 | 176.94 | 374.99 |
| Nursing Department | 1999-00 | 574.00 | 1,855.00 | 1,499.00 | 3,354.00 | 4.37 | 12.97 | 13.42 | 13.19 | 131.35 | 143.05 | 111.70 | 254.21 |
| <u>College of Arts and Sciences</u> | | | | | | | | | | | | | |
| Biological Sciences | 1999-00 | 1,829.00 | 5,446.00 | 5,346.00 | 10,792.00 | 10.02 | 20.88 | 19.78 | 20.33 | 182.53 | 260.76 | 270.30 | 530.80 |
| Biological Sciences | 2000-01 | 1,615.00 | 5,928.00 | 5,574.00 | 11,502.00 | 9.56 | 21.19 | 20.38 | 20.79 | 168.93 | 279.72 | 273.47 | 553.30 |
| Biological Sciences | 2001-02 | 1,478.00 | 7,007.00 | 6,112.00 | 13,119.00 | 8.37 | 22.53 | 20.84 | 21.68 | 176.59 | 311.05 | 293.33 | 605.07 |
| Biological Sciences | 2002-03 | 1,736.00 | 7,769.00 | 6,349.00 | 14,118.00 | 9.15 | 24.11 | 22.79 | 23.45 | 189.62 | 322.27 | 278.56 | 602.06 |
| Biological Sciences | 2003-04 | 1,533.00 | 8,338.00 | 6,848.00 | 15,186.00 | 9.02 | 25.52 | 23.15 | 24.33 | 170.05 | 326.77 | 295.81 | 624.09 |
| College of Arts & Sciences | 2002-03 | 0.00 | 7.00 | 0.00 | 7.00 | 0.00 | 0.08 | 0.00 | 0.04 | | 91.00 | | 182.00 |
| Humanities | 1999-00 | 1,568.00 | 9,759.00 | 9,638.00 | 19,397.00 | 7.73 | 30.36 | 28.24 | 29.30 | 202.85 | 321.49 | 341.34 | 662.11 |
| Humanities | 2000-01 | 1,569.00 | 10,367.00 | 10,430.00 | 20,797.00 | 7.16 | 31.62 | 30.59 | 31.10 | 219.13 | 327.91 | 341.00 | 668.69 |
| Humanities | 2001-02 | 1,717.00 | 10,957.00 | 11,219.00 | 22,176.00 | 6.50 | 34.21 | 32.44 | 33.33 | 264.15 | 320.27 | 345.82 | 665.42 |
| Humanities | 2002-03 | 1,571.00 | 11,315.00 | 11,697.00 | 23,012.00 | 6.55 | 36.81 | 37.71 | 37.26 | 239.85 | 307.41 | 310.16 | 617.60 |
| Humanities | 2003-04 | 1,490.00 | 12,123.00 | 11,851.00 | 23,974.00 | 6.81 | 40.19 | 37.61 | 38.90 | 218.80 | 301.66 | 315.13 | 616.34 |

FERRIS STATE UNIVERSITY

Student Credit Hours (SCH), Full Time Equated Faculty (FTEF) and SCH/FTEF Aggregated by University by Department within College

| Department | Year | <u>Student Credit Hours</u> | | | | <u>Full Time Equated Faculty</u> | | | | <u>SCH/FTEF</u> | | | |
|--|---------|-----------------------------|-----------|-----------|--------------|----------------------------------|-------|--------|------------------|-----------------|--------|--------|------------------|
| | | Summer | Fall | Winter | F + W (a) | Summer | Fall | Winter | Avg F + W (b) | Summer | Fall | Winter | F + W (a / b) |
| <u>College of Arts and Sciences</u> | | | | | | | | | | | | | |
| Language and Literature | 1999-00 | 2,228.00 | 12,524.00 | 10,037.00 | 22,561.00 | 11.57 | 50.35 | 44.85 | 47.60 | 192.57 | 248.76 | 223.78 | 473.98 |
| Language and Literature | 2000-01 | 2,465.00 | 13,043.00 | 10,305.00 | 23,348.00 | 14.41 | 55.50 | 43.75 | 49.63 | 171.05 | 235.01 | 235.54 | 470.49 |
| Language and Literature | 2001-02 | 2,368.00 | 13,333.00 | 11,150.00 | 24,483.00 | 10.30 | 52.90 | 45.99 | 49.45 | 229.98 | 252.04 | 242.44 | 495.16 |
| Language and Literature | 2002-03 | 2,530.00 | 12,898.00 | 11,594.00 | 24,492.00 | 13.55 | 55.13 | 50.60 | 52.86 | 186.75 | 233.98 | 229.14 | 463.32 |
| Language and Literature | 2003-04 | 2,342.00 | 13,291.00 | 11,493.00 | 24,784.00 | 11.90 | 53.25 | 47.47 | 50.36 | 196.81 | 249.61 | 242.10 | 492.14 |
| Mathematics | 1999-00 | 1,240.00 | 9,231.00 | 7,562.00 | 16,793.00 | 6.94 | 27.49 | 23.41 | 25.45 | 178.67 | 335.79 | 323.02 | 659.84 |
| Mathematics | 2000-01 | 1,066.00 | 10,044.00 | 7,871.00 | 17,915.00 | 5.89 | 29.55 | 24.64 | 27.09 | 181.07 | 339.90 | 319.44 | 661.19 |
| Mathematics | 2001-02 | 1,212.00 | 10,467.00 | 8,069.00 | 18,536.00 | 6.08 | 30.64 | 24.65 | 27.64 | 199.34 | 341.61 | 327.34 | 670.50 |
| Mathematics | 2002-03 | 1,144.00 | 10,470.00 | 7,961.00 | 18,431.00 | 7.07 | 31.39 | 25.58 | 28.49 | 161.81 | 333.55 | 311.18 | 647.01 |
| Mathematics | 2003-04 | 924.00 | 10,976.00 | 7,768.00 | 18,744.00 | 5.07 | 32.81 | 25.08 | 28.94 | 182.25 | 334.53 | 309.73 | 647.57 |
| Physical Sciences | 1999-00 | 938.00 | 5,491.00 | 5,246.00 | 10,737.00 | 6.76 | 16.26 | 17.92 | 17.09 | 138.84 | 337.76 | 292.78 | 628.35 |
| Physical Sciences | 2000-01 | 797.00 | 5,749.00 | 5,126.00 | 10,875.00 | 5.09 | 17.19 | 18.39 | 17.79 | 156.74 | 334.50 | 278.74 | 611.35 |
| Physical Sciences | 2001-02 | 821.00 | 5,629.00 | 5,424.00 | 11,053.00 | 4.91 | 16.82 | 18.01 | 17.41 | 167.18 | 334.67 | 301.20 | 634.73 |
| Physical Sciences | 2002-03 | 773.00 | 6,511.00 | 5,666.00 | 12,177.00 | 4.24 | 18.32 | 19.20 | 18.76 | 182.45 | 355.49 | 295.05 | 649.11 |
| Physical Sciences | 2003-04 | 959.00 | 6,924.00 | 6,061.00 | 12,985.00 | 5.41 | 18.72 | 19.02 | 18.87 | 177.36 | 369.86 | 318.70 | 688.16 |
| Social Sciences | 1999-00 | 1,999.00 | 8,565.00 | 9,331.00 | 17,896.00 | 8.65 | 27.19 | 28.27 | 27.73 | 231.10 | 314.98 | 330.12 | 645.40 |
| Social Sciences | 2000-01 | 1,934.00 | 8,891.00 | 9,338.00 | 18,229.00 | 8.24 | 27.20 | 28.45 | 27.82 | 234.71 | 326.88 | 328.27 | 655.18 |
| Social Sciences | 2001-02 | 1,893.00 | 9,216.00 | 9,728.00 | 18,944.00 | 8.23 | 28.10 | 27.88 | 27.99 | 230.06 | 327.94 | 348.94 | 676.80 |
| Social Sciences | 2002-03 | 2,079.00 | 9,741.00 | 10,364.00 | 20,105.00 | 10.09 | 28.09 | 29.60 | 28.84 | 206.03 | 346.84 | 350.14 | 697.06 |

FERRIS STATE UNIVERSITY

Student Credit Hours (SCH), Full Time Equated Faculty (FTEF) and SCH/FTEF Aggregated by University by Department within College

| Department | Year | <u>Student Credit Hours</u> | | | | <u>Full Time Equated Faculty</u> | | | | <u>SCH/FTEF</u> | | | |
|--|---------|-----------------------------|----------|-----------|--------------|----------------------------------|-------|--------|------------------|-----------------|--------|--------|------------------|
| | | Summer | Fall | Winter | F + W (a) | Summer | Fall | Winter | Avg F + W (b) | Summer | Fall | Winter | F + W (a / b) |
| <u>College of Arts and Sciences</u> | | | | | | | | | | | | | |
| Social Sciences | 2003-04 | 1,998.00 | 9,871.00 | 11,060.00 | 20,931.00 | 7.85 | 31.09 | 31.31 | 31.20 | 254.63 | 317.49 | 353.20 | 670.82 |
| <u>College of Business</u> | | | | | | | | | | | | | |
| Accountancy, Finance, Econ, & Statistics | 2002-03 | 0.00 | 0.00 | 5,814.00 | 5,814.00 | 0.00 | 0.00 | 20.50 | 10.25 | | | 283.61 | 567.22 |
| Accountancy, Finance, Econ, & Statistics | 2003-04 | 1,140.00 | 5,691.00 | 5,940.00 | 11,631.00 | 4.50 | 20.00 | 20.00 | 20.00 | 253.33 | 284.55 | 297.00 | 581.55 |
| Accountancy/Computer Info Systems | 1999-00 | 3,003.00 | 8,595.00 | 8,431.00 | 17,026.00 | 18.23 | 36.54 | 35.92 | 36.23 | 164.70 | 235.21 | 234.74 | 469.95 |
| Accountancy/Econ/Applied Stats | 2000-01 | 1,175.00 | 4,923.00 | 5,286.00 | 10,209.00 | 4.25 | 17.91 | 17.34 | 17.63 | 276.47 | 274.82 | 304.79 | 579.12 |
| Accountancy/Econ/Applied Stats | 2001-02 | 1,116.00 | 4,896.00 | 5,271.00 | 10,167.00 | 4.75 | 17.50 | 17.75 | 17.63 | 234.95 | 279.77 | 296.96 | 576.85 |
| Accountancy/Econ/Applied Stats | 2002-03 | 993.00 | 5,244.00 | 0.00 | 5,244.00 | 4.17 | 18.00 | 0.00 | 9.00 | 238.13 | 291.33 | | 582.67 |
| College of Business Graduate Programs | 2002-03 | 0.00 | 0.00 | 759.00 | 759.00 | 0.00 | 0.00 | 7.25 | 3.62 | | | 104.69 | 209.38 |
| College of Business Graduate Programs | 2003-04 | 522.00 | 877.00 | 804.00 | 1,681.00 | 4.01 | 6.16 | 5.00 | 5.58 | 130.17 | 142.37 | 160.73 | 301.19 |
| Computer Information Systems Dept | 2000-01 | 2,323.00 | 6,203.00 | 6,196.00 | 12,399.00 | 15.66 | 29.36 | 26.95 | 28.16 | 148.32 | 211.27 | 229.89 | 440.37 |
| Computer Information Systems Dept | 2001-02 | 1,889.00 | 6,025.00 | 6,090.00 | 12,115.00 | 11.83 | 27.83 | 27.27 | 27.55 | 159.73 | 216.49 | 223.28 | 439.71 |
| Computer Information Systems Dept | 2002-03 | 1,527.00 | 5,264.00 | 4,118.00 | 9,382.00 | 9.34 | 26.68 | 17.90 | 22.29 | 163.52 | 197.29 | 230.06 | 420.89 |
| Computer Information Systems Dept | 2003-04 | 789.00 | 3,905.00 | 3,810.00 | 7,715.00 | 4.00 | 15.92 | 14.63 | 15.27 | 197.25 | 245.34 | 260.46 | 505.17 |
| Economics/Applied Statistics | 1999-00 | 777.00 | 2,382.00 | 2,640.00 | 5,022.00 | 3.75 | 7.25 | 7.42 | 7.33 | 207.20 | 328.55 | 355.96 | 684.82 |
| Management | 1999-00 | 1,178.00 | 5,568.00 | 5,814.00 | 11,382.00 | 4.33 | 23.45 | 22.67 | 23.06 | 272.06 | 237.45 | 256.46 | 493.59 |

FERRIS STATE UNIVERSITY

Student Credit Hours (SCH), Full Time Equated Faculty (FTEF) and SCH/FTEF Aggregated by University by Department within College

| Department | Year | Student Credit Hours | | | | Full Time Equated Faculty | | | | SCH/FTEF | | | |
|------------------------------------|---------|----------------------|----------|----------|--------------|---------------------------|-------|--------|------------------|----------|--------|--------|------------------|
| | | Summer | Fall | Winter | F + W (a) | Summer | Fall | Winter | Avg F + W (b) | Summer | Fall | Winter | F + W (a / b) |
| <u>College of Business</u> | | | | | | | | | | | | | |
| Management | 2000-01 | 1,292.00 | 5,597.00 | 5,525.00 | 11,122.00 | 6.08 | 20.87 | 20.22 | 20.54 | 212.50 | 268.25 | 273.31 | 541.48 |
| Management | 2001-02 | 1,135.00 | 5,749.00 | 6,063.00 | 11,812.00 | 4.83 | 20.25 | 20.43 | 20.34 | 234.99 | 283.97 | 296.74 | 580.76 |
| Management | 2002-03 | 1,403.00 | 5,678.00 | 5,840.00 | 11,518.00 | 6.48 | 22.25 | 23.41 | 22.83 | 216.60 | 255.19 | 249.47 | 504.51 |
| Management | 2003-04 | 978.00 | 5,385.00 | 6,233.00 | 11,618.00 | 3.92 | 21.50 | 20.00 | 20.75 | 249.64 | 250.43 | 311.61 | 559.82 |
| Marketing | 1999-00 | 1,524.00 | 5,842.00 | 5,693.00 | 11,535.00 | 5.59 | 26.69 | 25.15 | 25.92 | 272.87 | 218.88 | 226.38 | 445.03 |
| Marketing | 2000-01 | 1,543.00 | 5,981.00 | 5,244.00 | 11,225.00 | 6.59 | 23.75 | 24.15 | 23.95 | 234.32 | 251.81 | 217.10 | 468.63 |
| Marketing | 2001-02 | 1,639.00 | 5,812.00 | 5,398.00 | 11,210.00 | 6.59 | 28.81 | 24.82 | 26.81 | 248.90 | 201.76 | 217.48 | 418.06 |
| Marketing | 2002-03 | 1,508.00 | 5,529.00 | 4,916.00 | 10,445.00 | 7.23 | 24.42 | 20.98 | 22.70 | 208.64 | 226.42 | 234.26 | 460.09 |
| Marketing | 2003-04 | 1,333.00 | 5,097.00 | 4,991.00 | 10,088.00 | 5.35 | 21.13 | 19.33 | 20.23 | 249.10 | 241.18 | 258.16 | 498.58 |
| <u>College of Education</u> | | | | | | | | | | | | | |
| Child Development | 1999-00 | 63.00 | 384.00 | 406.00 | 790.00 | 0.48 | 2.06 | 2.09 | 2.07 | 131.25 | 186.66 | 194.26 | 380.98 |
| Child Development | 2000-01 | 19.00 | 365.00 | 0.00 | 365.00 | 0.25 | 1.50 | 0.00 | 0.75 | 76.00 | 242.53 | | 485.07 |
| Criminal Justice | 1999-00 | 1,245.00 | 3,000.00 | 3,163.00 | 6,163.00 | 8.35 | 12.33 | 12.62 | 12.47 | 149.10 | 243.25 | 250.73 | 494.07 |
| Criminal Justice | 2000-01 | 1,280.00 | 3,194.00 | 0.00 | 3,194.00 | 9.34 | 13.31 | 0.00 | 6.66 | 137.04 | 239.97 | | 479.94 |
| Leisure Studies and Wellness | 1999-00 | 360.00 | 1,795.00 | 1,451.00 | 3,246.00 | 2.23 | 6.82 | 6.99 | 6.91 | 161.43 | 263.20 | 207.58 | 470.09 |
| Leisure Studies and Wellness | 2000-01 | 298.00 | 1,411.00 | 0.00 | 1,411.00 | 1.66 | 5.99 | 0.00 | 3.00 | 179.52 | 235.56 | | 471.12 |
| Occupational Education | 1999-00 | 1,382.00 | 2,516.00 | 2,400.00 | 4,916.00 | 6.94 | 10.16 | 12.00 | 11.08 | 199.23 | 247.67 | 200.00 | 443.70 |

FERRIS STATE UNIVERSITY

Student Credit Hours (SCH), Full Time Equated Faculty (FTEF) and SCH/FTEF Aggregated by University by Department within College

| Department | Year | <u>Student Credit Hours</u> | | | | <u>Full Time Equated Faculty</u> | | | | <u>SCH/FTEF</u> | | | |
|---|---------|-----------------------------|----------|----------|--------------|----------------------------------|-------|--------|------------------|-----------------|--------|--------|------------------|
| | | Summer | Fall | Winter | F + W (a) | Summer | Fall | Winter | Avg F + W (b) | Summer | Fall | Winter | F + W (a / b) |
| <u>College of Education</u> | | | | | | | | | | | | | |
| Occupational Education | 2000-01 | 1,515.00 | 3,225.00 | 0.00 | 3,225.00 | 8.71 | 13.06 | 0.00 | 6.53 | 173.94 | 246.88 | | 493.75 |
| Television Production | 1999-00 | 84.00 | 453.00 | 404.00 | 857.00 | 0.75 | 3.08 | 3.25 | 3.16 | 112.00 | 147.22 | 124.31 | 270.90 |
| Television Production | 2000-01 | 76.00 | 471.00 | 0.00 | 471.00 | 0.55 | 3.33 | 0.00 | 1.66 | 138.18 | 141.44 | | 282.88 |
| <u>College of Education & Human Serv</u> | | | | | | | | | | | | | |
| Criminal Justice | 2000-01 | 0.00 | 0.00 | 3,093.00 | 3,093.00 | 0.00 | 0.00 | 13.15 | 6.58 | | | 235.21 | 470.42 |
| Criminal Justice | 2001-02 | 1,471.00 | 3,383.00 | 3,360.00 | 6,743.00 | 9.29 | 13.47 | 14.51 | 13.99 | 158.34 | 251.19 | 231.56 | 482.02 |
| Criminal Justice | 2002-03 | 1,318.00 | 3,123.00 | 3,508.00 | 6,631.00 | 9.57 | 15.30 | 16.43 | 15.86 | 137.72 | 204.16 | 213.51 | 418.01 |
| Criminal Justice | 2003-04 | 1,329.00 | 3,789.00 | 3,703.00 | 7,492.00 | 9.54 | 16.67 | 15.98 | 16.33 | 139.31 | 227.35 | 231.66 | 458.93 |
| Leisure Studies and Wellness | 2000-01 | 0.00 | 0.00 | 1,369.00 | 1,369.00 | 0.00 | 0.00 | 5.97 | 2.98 | | | 229.48 | 458.96 |
| Leisure Studies and Wellness | 2001-02 | 292.00 | 1,541.00 | 1,451.00 | 2,992.00 | 1.76 | 6.33 | 5.90 | 6.11 | 165.91 | 243.50 | 245.93 | 489.35 |
| Leisure Studies and Wellness | 2002-03 | 295.00 | 1,345.00 | 1,536.00 | 2,881.00 | 1.91 | 5.99 | 6.46 | 6.23 | 154.45 | 224.35 | 237.93 | 462.79 |
| Leisure Studies and Wellness | 2003-04 | 193.00 | 1,248.00 | 1,284.00 | 2,532.00 | 1.15 | 5.05 | 5.00 | 5.02 | 167.94 | 247.29 | 256.80 | 504.05 |
| School of Education | 2000-01 | 0.00 | 0.00 | 3,069.00 | 3,069.00 | 0.00 | 0.00 | 15.57 | 7.79 | | | 197.09 | 394.18 |
| School of Education | 2001-02 | 1,807.00 | 3,721.00 | 3,693.00 | 7,414.00 | 8.79 | 17.29 | 20.52 | 18.91 | 205.60 | 215.21 | 179.94 | 392.13 |
| School of Education | 2002-03 | 1,869.00 | 4,637.00 | 4,725.00 | 9,362.00 | 12.31 | 23.12 | 23.02 | 23.07 | 151.81 | 200.52 | 205.25 | 405.76 |
| School of Education | 2003-04 | 2,395.00 | 5,561.00 | 5,894.00 | 11,455.00 | 9.47 | 26.65 | 30.80 | 28.73 | 252.90 | 208.66 | 191.35 | 398.77 |
| Television Production | 2000-01 | 0.00 | 0.00 | 496.00 | 496.00 | 0.00 | 0.00 | 3.84 | 1.92 | | | 129.17 | 258.33 |

FERRIS STATE UNIVERSITY

Student Credit Hours (SCH), Full Time Equated Faculty (FTEF) and SCH/FTEF Aggregated by University by Department within College

| Department | Year | <u>Student Credit Hours</u> | | | | <u>Full Time Equated Faculty</u> | | | | <u>SCH/FTEF</u> | | | |
|---|---------|-----------------------------|----------|----------|--------------|----------------------------------|-------|--------|------------------|-----------------|--------|--------|------------------|
| | | Summer | Fall | Winter | F + W (a) | Summer | Fall | Winter | Avg F + W (b) | Summer | Fall | Winter | F + W (a / b) |
| <u>College of Education & Human Serv</u> | | | | | | | | | | | | | |
| Television Production | 2001-02 | 42.00 | 573.00 | 458.00 | 1,031.00 | 0.15 | 4.16 | 3.42 | 3.79 | 280.00 | 137.74 | 133.92 | 272.03 |
| Television Production | 2002-03 | 222.00 | 801.00 | 490.00 | 1,291.00 | 2.11 | 4.42 | 3.67 | 4.04 | 105.03 | 181.22 | 133.51 | 319.16 |
| Television Production | 2003-04 | 225.00 | 869.00 | 696.00 | 1,565.00 | 2.00 | 4.99 | 3.84 | 4.42 | 112.50 | 174.15 | 181.25 | 354.47 |
| <u>College of Optometry</u> | | | | | | | | | | | | | |
| Optometry | 1999-00 | 364.00 | 2,105.00 | 2,417.00 | 4,522.00 | 0.08 | 20.94 | 22.33 | 21.64 | 4,550.00 | 100.54 | 108.22 | 209.00 |
| Optometry | 2000-01 | 406.00 | 2,362.00 | 2,382.00 | 4,744.00 | 2.00 | 20.66 | 21.72 | 21.19 | 203.00 | 114.35 | 109.67 | 223.90 |
| Optometry | 2001-02 | 443.00 | 2,357.00 | 2,396.00 | 4,753.00 | 13.25 | 20.66 | 20.25 | 20.45 | 33.43 | 114.11 | 118.32 | 232.39 |
| Optometry | 2002-03 | 405.00 | 2,295.00 | 2,362.00 | 4,657.00 | 11.00 | 19.17 | 20.30 | 19.73 | 36.82 | 119.74 | 116.37 | 236.01 |
| Optometry | 2003-04 | 416.00 | 2,362.00 | 2,403.00 | 4,765.00 | 10.00 | 18.65 | 19.30 | 18.98 | 41.60 | 126.65 | 124.49 | 251.10 |
| <u>College of Pharmacy</u> | | | | | | | | | | | | | |
| Pharmacy | 1999-00 | 1,410.00 | 6,191.50 | 4,452.00 | 10,643.50 | 14.17 | 24.42 | 24.22 | 24.32 | 99.51 | 253.58 | 183.80 | 437.65 |
| Pharmacy | 2000-01 | 1,633.00 | 5,505.00 | 4,660.00 | 10,165.00 | 13.17 | 26.82 | 26.75 | 26.78 | 123.99 | 205.28 | 174.21 | 379.53 |
| Pharmacy | 2001-02 | 692.00 | 5,459.00 | 4,508.00 | 9,967.00 | 14.01 | 28.84 | 29.07 | 28.96 | 49.38 | 189.26 | 155.08 | 344.21 |
| Pharmacy | 2002-03 | 970.00 | 5,447.00 | 5,472.00 | 10,919.00 | 15.20 | 31.82 | 30.68 | 31.25 | 63.82 | 171.18 | 178.37 | 349.42 |
| Pharmacy | 2003-04 | 988.00 | 6,482.00 | 6,414.00 | 12,896.00 | 20.10 | 33.74 | 34.45 | 34.10 | 49.15 | 192.09 | 186.19 | 378.22 |
| <u>College of Profess & Tech Studies</u> | | | | | | | | | | | | | |
| Professional & Technological Studies | 2003-04 | 4.00 | 82.00 | 118.00 | 200.00 | 0.00 | 1.00 | 1.33 | 1.17 | | 82.00 | 88.72 | 171.67 |

FERRIS STATE UNIVERSITY

Student Credit Hours (SCH), Full Time Equated Faculty (FTEF) and SCH/FTEF Aggregated by University by Department within College

| Department | Year | Student Credit Hours | | | | Full Time Equated Faculty | | | | SCH/FTEF | | | |
|--------------------------------------|---------|----------------------|----------|----------|--------------|---------------------------|-------|--------|------------------|----------|--------|--------|------------------|
| | | Summer | Fall | Winter | F + W (a) | Summer | Fall | Winter | Avg F + W (b) | Summer | Fall | Winter | F + W (a / b) |
| <u>College of Technology</u> | | | | | | | | | | | | | |
| Architectural Tech & Facilities Mgmt | 2000-01 | 0.00 | 0.00 | 1,209.00 | 1,209.00 | 0.00 | 0.00 | 7.17 | 3.58 | | | 168.62 | 337.24 |
| Architectural Tech & Facilities Mgmt | 2001-02 | 62.00 | 1,118.00 | 1,159.00 | 2,277.00 | 0.92 | 6.58 | 7.47 | 7.03 | 67.39 | 169.91 | 155.15 | 324.13 |
| Architectural Tech & Facilities Mgmt | 2002-03 | 104.00 | 1,054.00 | 892.00 | 1,946.00 | 0.92 | 7.31 | 7.41 | 7.36 | 113.04 | 144.15 | 120.38 | 264.37 |
| Architectural Tech & Facilities Mgmt | 2003-04 | 93.00 | 1,167.00 | 935.00 | 2,102.00 | 0.92 | 6.03 | 6.00 | 6.02 | 101.09 | 193.37 | 155.83 | 349.32 |
| Automotive | 2000-01 | 0.00 | 0.00 | 2,914.00 | 2,914.00 | 0.00 | 0.00 | 17.78 | 8.89 | | | 163.89 | 327.78 |
| Automotive | 2001-02 | 547.00 | 3,025.00 | 2,784.00 | 5,809.00 | 5.14 | 19.42 | 18.42 | 18.92 | 106.42 | 155.77 | 151.14 | 307.03 |
| Automotive | 2002-03 | 681.00 | 3,257.00 | 3,096.00 | 6,353.00 | 5.75 | 18.53 | 19.91 | 19.22 | 118.43 | 175.73 | 155.50 | 330.51 |
| Automotive | 2003-04 | 503.00 | 4,050.00 | 3,982.00 | 8,032.00 | 4.50 | 20.41 | 22.73 | 21.57 | 111.78 | 198.44 | 175.19 | 372.38 |
| Construction & Facilities | 1999-00 | 308.00 | 5,783.00 | 4,995.00 | 10,778.00 | 2.45 | 29.00 | 29.04 | 29.02 | 125.71 | 199.41 | 172.00 | 371.40 |
| Construction & Facilities | 2000-01 | 435.00 | 5,882.00 | 0.00 | 5,882.00 | 2.36 | 29.25 | 0.00 | 14.62 | 184.71 | 201.09 | | 402.19 |
| Construction Technology & Management | 2000-01 | 0.00 | 0.00 | 2,119.00 | 2,119.00 | 0.00 | 0.00 | 10.13 | 5.07 | | | 209.13 | 418.26 |
| Construction Technology & Management | 2001-02 | 0.00 | 2,235.00 | 1,943.00 | 4,178.00 | 0.00 | 9.80 | 10.33 | 10.07 | | 227.96 | 188.12 | 415.05 |
| Construction Technology & Management | 2002-03 | 0.00 | 2,536.00 | 2,168.00 | 4,704.00 | 0.00 | 8.65 | 10.51 | 9.58 | | 293.18 | 206.28 | 491.02 |
| Construction Technology & Management | 2003-04 | 0.00 | 2,544.00 | 2,459.00 | 5,003.00 | 0.00 | 9.24 | 10.35 | 9.80 | | 275.35 | 237.49 | 510.68 |
| Design, Manufacturing & Graphic Arts | 1999-00 | 917.00 | 7,681.00 | 6,969.00 | 14,650.00 | 7.24 | 43.27 | 45.40 | 44.34 | 126.66 | 177.51 | 153.50 | 330.44 |
| Design, Manufacturing & Graphic Arts | 2000-01 | 827.00 | 8,047.00 | 0.00 | 8,047.00 | 5.77 | 43.10 | 0.00 | 21.55 | 143.33 | 186.71 | | 373.41 |
| Electronics/CNS | 2000-01 | 0.00 | 0.00 | 1,465.00 | 1,465.00 | 0.00 | 0.00 | 10.61 | 5.30 | | | 138.08 | 276.15 |

FERRIS STATE UNIVERSITY

Student Credit Hours (SCH), Full Time Equated Faculty (FTEF) and SCH/FTEF Aggregated by University by Department within College

| Department | Year | Student Credit Hours | | | | Full Time Equated Faculty | | | | SCH/FTEF | | | |
|--------------------------------------|---------|----------------------|----------|----------|--------------|---------------------------|-------|--------|------------------|----------|--------|--------|------------------|
| | | Summer | Fall | Winter | F + W (a) | Summer | Fall | Winter | Avg F + W (b) | Summer | Fall | Winter | F + W (a / b) |
| <u>College of Technology</u> | | | | | | | | | | | | | |
| Electronics/CNS | 2001-02 | 86.00 | 1,656.00 | 1,549.00 | 3,205.00 | 0.67 | 10.00 | 10.60 | 10.30 | 128.36 | 165.60 | 146.09 | 311.12 |
| Electronics/CNS | 2002-03 | 108.00 | 1,417.00 | 1,612.00 | 3,029.00 | 0.67 | 8.04 | 10.51 | 9.27 | 161.19 | 176.35 | 153.34 | 326.61 |
| Electronics/CNS | 2003-04 | 84.00 | 1,685.00 | 1,599.00 | 3,284.00 | 0.67 | 8.83 | 9.60 | 9.22 | 125.37 | 190.74 | 166.50 | 356.23 |
| HVACR | 2000-01 | 0.00 | 0.00 | 1,168.00 | 1,168.00 | 0.00 | 0.00 | 7.70 | 3.85 | | | 151.69 | 303.38 |
| HVACR | 2001-02 | 102.00 | 1,353.00 | 1,174.00 | 2,527.00 | 0.67 | 6.75 | 7.82 | 7.28 | 152.24 | 200.44 | 150.18 | 346.94 |
| HVACR | 2002-03 | 96.00 | 1,381.00 | 1,163.00 | 2,544.00 | 0.67 | 5.85 | 7.69 | 6.77 | 143.28 | 236.01 | 151.29 | 375.81 |
| HVACR | 2003-04 | 140.00 | 1,435.00 | 1,146.00 | 2,581.00 | 1.08 | 6.95 | 7.00 | 6.97 | 129.63 | 206.50 | 163.79 | 370.15 |
| Heavy Equipment | 2000-01 | 0.00 | 0.00 | 1,002.00 | 1,002.00 | 0.00 | 0.00 | 6.99 | 3.49 | | | 143.35 | 286.70 |
| Heavy Equipment | 2001-02 | 116.00 | 1,016.00 | 990.00 | 2,006.00 | 1.34 | 7.17 | 6.67 | 6.92 | 86.57 | 141.70 | 148.43 | 289.88 |
| Heavy Equipment | 2002-03 | 270.00 | 1,070.00 | 894.00 | 1,964.00 | 2.50 | 6.83 | 6.50 | 6.67 | 108.00 | 156.59 | 137.54 | 294.60 |
| Heavy Equipment | 2003-04 | 156.00 | 744.00 | 692.00 | 1,436.00 | 0.97 | 5.16 | 6.89 | 6.03 | 160.82 | 144.19 | 100.44 | 238.34 |
| Manufacturing Engineering Technology | 2000-01 | 0.00 | 0.00 | 2,041.00 | 2,041.00 | 0.00 | 0.00 | 12.86 | 6.43 | | | 158.71 | 317.42 |
| Manufacturing Engineering Technology | 2001-02 | 162.00 | 2,586.00 | 2,098.00 | 4,684.00 | 1.06 | 12.19 | 12.78 | 12.48 | 152.83 | 212.14 | 164.16 | 375.17 |
| Manufacturing Engineering Technology | 2002-03 | 288.00 | 2,606.00 | 2,108.00 | 4,714.00 | 1.50 | 12.33 | 12.17 | 12.25 | 192.00 | 211.35 | 173.28 | 384.89 |
| Manufacturing Engineering Technology | 2003-04 | 170.00 | 2,530.00 | 1,986.00 | 4,516.00 | 1.20 | 12.66 | 12.46 | 12.56 | 141.67 | 199.86 | 159.39 | 359.57 |
| Mechanical Design | 2000-01 | 0.00 | 0.00 | 1,721.00 | 1,721.00 | 0.00 | 0.00 | 10.22 | 5.11 | | | 168.40 | 336.79 |
| Mechanical Design | 2001-02 | 96.00 | 2,144.00 | 1,829.00 | 3,973.00 | 0.25 | 9.80 | 9.53 | 9.66 | 384.00 | 218.78 | 191.92 | 411.07 |
| Mechanical Design | 2002-03 | 196.00 | 2,109.00 | 1,928.00 | 4,037.00 | 1.67 | 8.35 | 10.29 | 9.32 | 117.37 | 252.50 | 187.37 | 433.10 |

FERRIS STATE UNIVERSITY

Student Credit Hours (SCH), Full Time Equated Faculty (FTEF) and SCH/FTEF Aggregated by University by Department within College

| Department | Year | Student Credit Hours | | | | Full Time Equated Faculty | | | | SCH/FTEF | | | |
|-------------------------------------|---------|----------------------|----------|----------|--------------|---------------------------|-------|--------|------------------|----------|--------|--------|------------------|
| | | Summer | Fall | Winter | F + W (a) | Summer | Fall | Winter | Avg F + W (b) | Summer | Fall | Winter | F + W (a / b) |
| <u>College of Technology</u> | | | | | | | | | | | | | |
| Mechanical Design | 2003-04 | 40.00 | 2,168.00 | 1,986.00 | 4,154.00 | 0.27 | 9.54 | 9.06 | 9.30 | 148.15 | 227.19 | 219.21 | 446.60 |
| Plastics and Rubber | 2000-01 | 0.00 | 0.00 | 1,727.00 | 1,727.00 | 0.00 | 0.00 | 9.75 | 4.87 | | | 177.13 | 354.26 |
| Plastics and Rubber | 2001-02 | 448.00 | 1,362.00 | 1,620.00 | 2,982.00 | 2.98 | 9.78 | 8.95 | 9.37 | 150.34 | 139.26 | 181.01 | 318.42 |
| Plastics and Rubber | 2002-03 | 421.00 | 1,179.00 | 1,548.00 | 2,727.00 | 4.02 | 8.88 | 9.42 | 9.15 | 104.73 | 132.85 | 164.33 | 298.11 |
| Plastics and Rubber | 2003-04 | 384.00 | 1,236.00 | 1,268.00 | 2,504.00 | 2.49 | 7.90 | 8.17 | 8.03 | 154.22 | 156.46 | 155.20 | 311.64 |
| Printing & Imaging Technology Mgmt | 2000-01 | 0.00 | 0.00 | 1,051.00 | 1,051.00 | 0.00 | 0.00 | 9.00 | 4.50 | | | 116.78 | 233.56 |
| Printing & Imaging Technology Mgmt | 2001-02 | 90.00 | 1,220.00 | 977.00 | 2,197.00 | 0.92 | 9.42 | 9.25 | 9.33 | 97.83 | 129.51 | 105.62 | 235.35 |
| Printing & Imaging Technology Mgmt | 2002-03 | 163.00 | 958.00 | 1,015.00 | 1,973.00 | 1.17 | 8.25 | 9.08 | 8.67 | 139.32 | 116.12 | 111.78 | 227.70 |
| Printing & Imaging Technology Mgmt | 2003-04 | 191.00 | 953.00 | 953.00 | 1,906.00 | 1.17 | 7.89 | 8.00 | 7.94 | 163.25 | 120.80 | 119.13 | 239.92 |
| Surveying | 2000-01 | 0.00 | 0.00 | 861.00 | 861.00 | 0.00 | 0.00 | 6.10 | 3.05 | | | 141.09 | 282.18 |
| Surveying | 2001-02 | 276.00 | 720.00 | 960.00 | 1,680.00 | 1.25 | 4.64 | 6.88 | 5.76 | 220.80 | 155.10 | 139.60 | 291.69 |
| Surveying | 2002-03 | 114.00 | 764.00 | 994.00 | 1,758.00 | 1.00 | 5.50 | 6.36 | 5.93 | 114.00 | 138.91 | 156.29 | 296.46 |
| Surveying | 2003-04 | 3.00 | 673.00 | 966.00 | 1,639.00 | 0.00 | 5.33 | 6.15 | 5.74 | | 126.19 | 157.11 | 285.49 |
| Transportation & Electronics | 1999-00 | 800.00 | 5,846.00 | 5,115.00 | 10,961.00 | 9.16 | 34.67 | 38.08 | 36.38 | 87.34 | 168.62 | 134.32 | 301.33 |
| Transportation & Electronics | 2000-01 | 927.00 | 5,794.00 | 0.00 | 5,794.00 | 7.75 | 33.67 | 0.00 | 16.83 | 119.61 | 172.08 | | 344.16 |
| Welding | 2000-01 | 0.00 | 0.00 | 800.00 | 800.00 | 0.00 | 0.00 | 5.55 | 2.78 | | | 144.14 | 288.29 |
| Welding | 2001-02 | 108.00 | 1,041.00 | 749.00 | 1,790.00 | 0.67 | 6.02 | 5.42 | 5.72 | 161.19 | 173.03 | 138.19 | 313.04 |
| Welding | 2002-03 | 76.00 | 935.00 | 781.00 | 1,716.00 | 0.67 | 5.58 | 4.59 | 5.09 | 113.43 | 167.56 | 170.15 | 337.46 |

FERRIS STATE UNIVERSITY

Student Credit Hours (SCH), Full Time Equated Faculty (FTEF) and SCH/FTEF Aggregated by University by Department within College

| Department | Year | Student Credit Hours | | | | Full Time Equated Faculty | | | | SCH/FTEF | | | |
|---|---------|----------------------|----------|----------|--------------|---------------------------|-------|--------|------------------|----------|--------|--------|------------------|
| | | Summer | Fall | Winter | F + W (a) | Summer | Fall | Winter | Avg F + W (b) | Summer | Fall | Winter | F + W (a / b) |
| <u>College of Technology</u> | | | | | | | | | | | | | |
| Welding | 2003-04 | 124.00 | 1,132.00 | 828.00 | 1,960.00 | 0.84 | 4.69 | 5.92 | 5.31 | 147.62 | 241.34 | 139.86 | 369.45 |
| <u>Kendall College of Art & Design</u> | | | | | | | | | | | | | |
| Design Studies | 2000-01 | 0.00 | 0.00 | 3,571.00 | 3,571.00 | 0.00 | 0.00 | 28.33 | 14.17 | | | 126.04 | 252.07 |
| Design Studies | 2001-02 | 553.00 | 3,891.00 | 3,939.00 | 7,830.00 | 11.21 | 32.53 | 29.04 | 30.78 | 49.31 | 119.61 | 135.64 | 254.35 |
| Design Studies | 2002-03 | 632.00 | 4,425.00 | 4,397.00 | 8,822.00 | 9.88 | 37.14 | 41.60 | 39.37 | 63.95 | 119.16 | 105.70 | 224.09 |
| Design Studies | 2003-04 | 750.00 | 4,674.00 | 4,599.00 | 9,273.00 | 15.11 | 43.26 | 43.72 | 43.49 | 49.63 | 108.05 | 105.18 | 213.22 |
| Fine Arts/Foundation | 2000-01 | 0.00 | 0.00 | 1,767.00 | 1,767.00 | 0.00 | 0.00 | 15.64 | 7.82 | | | 113.00 | 226.01 |
| Fine Arts/Foundation | 2001-02 | 90.00 | 2,361.00 | 1,933.00 | 4,294.00 | 4.67 | 18.55 | 12.73 | 15.64 | 19.27 | 127.28 | 151.86 | 274.56 |
| Fine Arts/Foundation | 2002-03 | 129.00 | 2,358.00 | 1,892.00 | 4,250.00 | 2.66 | 19.42 | 17.09 | 18.25 | 48.50 | 121.42 | 110.73 | 232.83 |
| Fine Arts/Foundation | 2003-04 | 111.00 | 2,444.00 | 2,204.00 | 4,648.00 | 4.10 | 19.40 | 15.90 | 17.65 | 27.07 | 125.98 | 138.63 | 263.35 |
| Liberal Arts & Sciences | 2000-01 | 0.00 | 0.00 | 2,190.00 | 2,190.00 | 0.00 | 0.00 | 7.84 | 3.92 | | | 279.34 | 558.67 |
| Liberal Arts & Sciences | 2001-02 | 363.00 | 2,547.00 | 2,427.00 | 4,974.00 | 4.28 | 10.22 | 10.02 | 10.12 | 84.90 | 249.22 | 242.27 | 491.56 |
| Liberal Arts & Sciences | 2002-03 | 597.00 | 2,982.00 | 2,940.00 | 5,922.00 | 5.48 | 12.66 | 12.98 | 12.82 | 108.98 | 235.61 | 226.44 | 461.93 |
| Liberal Arts & Sciences | 2003-04 | 627.00 | 3,375.00 | 3,426.00 | 6,801.00 | 6.57 | 15.32 | 15.70 | 15.51 | 95.43 | 220.25 | 218.24 | 438.47 |
| <u>University College</u> | | | | | | | | | | | | | |
| Developmental Programs & Curriculum | 1999-00 | 42.00 | 2,482.00 | 705.00 | 3,187.00 | 0.25 | 9.10 | 4.25 | 6.68 | 168.00 | 272.65 | 165.88 | 477.33 |
| Developmental Programs & Curriculum | 2000-01 | 34.00 | 2,975.00 | 1,422.00 | 4,397.00 | 0.25 | 11.46 | 9.45 | 10.45 | 137.37 | 259.68 | 150.54 | 420.72 |

FERRIS STATE UNIVERSITY

Student Credit Hours (SCH), Full Time Equated Faculty (FTEF) and SCH/FTEF Aggregated by University by Department within College

| Department | Year | <u>Student Credit Hours</u> | | | | <u>Full Time Equated Faculty</u> | | | | <u>SCH/FTEF</u> | | | F + W (a / b) |
|-------------------------------------|---------|-----------------------------|----------|----------|--------------|----------------------------------|-------|--------|------------------|-----------------|--------|--------|------------------|
| | | Summer | Fall | Winter | F + W (a) | Summer | Fall | Winter | Avg F + W (b) | Summer | Fall | Winter | |
| <u>University College</u> | | | | | | | | | | | | | |
| Developmental Programs & Curriculum | 2001-02 | 275.00 | 3,759.00 | 1,648.00 | 5,407.00 | 3.27 | 17.81 | 10.63 | 14.22 | 84.03 | 211.08 | 155.04 | 380.26 |
| Developmental Programs & Curriculum | 2002-03 | 263.00 | 4,420.00 | 1,224.00 | 5,644.00 | 3.08 | 19.70 | 9.65 | 14.68 | 85.39 | 224.37 | 126.78 | 384.54 |
| Developmental Programs & Curriculum | 2003-04 | 287.00 | 4,585.00 | 1,190.00 | 5,775.00 | 2.75 | 21.04 | 10.43 | 15.74 | 104.36 | 217.87 | 114.06 | 366.92 |
| Educational and Career Counseling | 1999-00 | 0.00 | 1,019.00 | 152.00 | 1,171.00 | 0.00 | 3.77 | 0.81 | 2.29 | | 270.65 | 186.89 | 511.54 |
| Educational and Career Counseling | 2000-01 | 6.00 | 892.00 | 242.00 | 1,134.00 | 0.08 | 3.67 | 1.50 | 2.58 | 72.73 | 243.36 | 161.33 | 439.08 |

FERRIS STATE UNIVERSITY

Student Credit Hours (SCH), Full Time Equated Faculty (FTEF) and SCH/FTEF Aggregated by Course Prefix within College and Department

| Prefix | Year | <u>Student Credit Hours</u> | | | | <u>Full Time Equated Faculty</u> | | | | <u>SCH/FTEF</u> | | | |
|---|---------|-----------------------------|----------|----------|--------------|----------------------------------|------|--------|------------------|-----------------|--------|--------|------------------|
| | | Summer | Fall | Winter | F + W (a) | Summer | Fall | Winter | Avg F + W (b) | Summer | Fall | Winter | F + W (a / b) |
| <u>College of Allied Health Sciences</u> | | | | | | | | | | | | | |
| <u>Allied Dental Department</u> | | | | | | | | | | | | | |
| DHYG | 1999-00 | 60.00 | 1,236.00 | 1,134.00 | 2,370.00 | 1.00 | 4.61 | 4.77 | 4.69 | 60.00 | 268.03 | 237.74 | 505.25 |
| <u>College of Allied Health Sciences</u> | | | | | | | | | | | | | |
| CAHS | 1999-00 | 3.00 | 3.00 | 195.00 | 198.00 | 0.13 | 0.00 | 0.42 | 0.21 | 24.00 | | 464.29 | 942.86 |
| CAHS | 2000-01 | 1.00 | 111.00 | 72.00 | 183.00 | 0.00 | 0.16 | 0.50 | 0.33 | | 693.75 | 144.00 | 554.55 |
| CAHS | 2001-02 | 6.00 | 109.00 | 52.00 | 161.00 | 0.17 | 1.24 | 0.25 | 0.74 | 36.00 | 88.24 | 208.00 | 216.79 |
| CAHS | 2002-03 | 6.00 | 0.00 | 87.00 | 87.00 | 0.33 | 0.00 | 0.25 | 0.13 | 18.00 | | 348.00 | 696.00 |
| CAHS | 2003-04 | 0.00 | 0.00 | 69.00 | 69.00 | 0.00 | 0.00 | 0.25 | 0.13 | | | 276.00 | 552.00 |
| <u>Environmental and Clinical Scien</u> | | | | | | | | | | | | | |
| CAHS | 1999-00 | 0.00 | 93.00 | 92.00 | 185.00 | 0.00 | 0.55 | 0.53 | 0.54 | | 168.74 | 174.05 | 342.69 |
| CLLS | 1999-00 | 297.00 | 510.00 | 408.00 | 918.00 | 2.76 | 4.01 | 4.00 | 4.00 | 107.61 | 127.28 | 102.00 | 229.30 |
| IEHM | 1999-00 | 72.00 | 218.00 | 127.00 | 345.00 | 0.61 | 2.93 | 1.72 | 2.33 | 117.65 | 74.39 | 73.78 | 148.33 |
| <u>Health Management</u> | | | | | | | | | | | | | |
| CCHS | 1999-00 | 0.00 | 402.00 | 572.00 | 974.00 | 0.00 | 1.44 | 1.53 | 1.49 | | 279.28 | 373.48 | 655.69 |
| CCHS | 2000-01 | 61.00 | 630.00 | 747.00 | 1,377.00 | 0.41 | 2.15 | 2.65 | 2.40 | 148.78 | 293.48 | 282.37 | 574.69 |
| CCHS | 2001-02 | 113.00 | 873.00 | 791.00 | 1,664.00 | 0.44 | 2.63 | 2.44 | 2.53 | 259.44 | 332.14 | 324.76 | 657.18 |
| CCHS | 2002-03 | 130.00 | 1,159.00 | 819.00 | 1,978.00 | 0.35 | 3.52 | 2.93 | 3.23 | 374.49 | 328.96 | 279.18 | 612.69 |
| CCHS | 2003-04 | 279.00 | 1,222.00 | 1,074.00 | 2,296.00 | 1.04 | 3.53 | 3.27 | 3.40 | 268.74 | 346.48 | 328.35 | 675.52 |

FERRIS STATE UNIVERSITY

Student Credit Hours (SCH), Full Time Equated Faculty (FTEF) and SCH/FTEF Aggregated by Course Prefix within College and Department

| Prefix | Year | <u>Student Credit Hours</u> | | | | <u>Full Time Equated Faculty</u> | | | | <u>SCH/FTEF</u> | | | |
|---|---------|-----------------------------|----------|----------|--------------|----------------------------------|------|--------|------------------|-----------------|--------|--------|------------------|
| | | Summer | Fall | Winter | F + W (a) | Summer | Fall | Winter | Avg F + W (b) | Summer | Fall | Winter | F + W (a / b) |
| <u>College of Allied Health Sciences</u> | | | | | | | | | | | | | |
| <u>Health Management</u> | | | | | | | | | | | | | |
| EHSM | 2000-01 | 0.00 | 354.00 | 375.00 | 729.00 | 0.00 | 4.37 | 3.30 | 3.83 | | 81.07 | 113.65 | 190.18 |
| EHSM | 2001-02 | 104.00 | 459.00 | 580.00 | 1,039.00 | 0.82 | 3.28 | 3.08 | 3.18 | 126.24 | 139.85 | 188.18 | 326.52 |
| EHSM | 2002-03 | 232.00 | 453.00 | 565.00 | 1,018.00 | 1.84 | 2.55 | 4.22 | 3.38 | 126.09 | 177.70 | 134.00 | 300.93 |
| EHSM | 2003-04 | 181.00 | 684.00 | 459.00 | 1,143.00 | 0.99 | 2.92 | 3.23 | 3.07 | 182.21 | 234.01 | 142.31 | 371.81 |
| HCSA | 1999-00 | 330.00 | 402.00 | 474.00 | 876.00 | 2.26 | 2.74 | 3.63 | 3.18 | 146.22 | 146.76 | 130.67 | 275.19 |
| HCSA | 2000-01 | 326.00 | 359.00 | 400.00 | 759.00 | 1.79 | 2.52 | 2.05 | 2.29 | 182.50 | 142.25 | 194.82 | 331.66 |
| HCSA | 2001-02 | 276.00 | 265.00 | 327.00 | 592.00 | 2.08 | 1.80 | 2.03 | 1.92 | 132.61 | 146.91 | 161.10 | 308.85 |
| HCSA | 2002-03 | 160.00 | 327.00 | 490.00 | 817.00 | 1.22 | 1.66 | 2.32 | 1.99 | 130.84 | 196.59 | 211.49 | 410.53 |
| HCSA | 2003-04 | 176.00 | 524.00 | 585.00 | 1,109.00 | 1.67 | 2.04 | 2.79 | 2.41 | 105.32 | 256.93 | 209.90 | 459.55 |
| IEHM | 2000-01 | 204.00 | 0.00 | 0.00 | 0.00 | 1.92 | 0.00 | 0.00 | 0.00 | 106.42 | | | |
| MRIS | 1999-00 | 317.00 | 439.00 | 556.00 | 995.00 | 1.70 | 4.82 | 4.64 | 4.73 | 186.35 | 91.11 | 119.72 | 210.31 |
| MRIS | 2000-01 | 284.00 | 452.00 | 664.00 | 1,116.00 | 2.54 | 4.04 | 4.29 | 4.17 | 111.96 | 111.80 | 154.87 | 267.94 |
| MRIS | 2001-02 | 366.00 | 727.00 | 873.00 | 1,600.00 | 2.38 | 4.12 | 4.08 | 4.10 | 154.04 | 176.50 | 213.97 | 390.29 |
| MRIS | 2002-03 | 452.00 | 870.00 | 1,003.00 | 1,873.00 | 2.57 | 2.64 | 3.40 | 3.02 | 175.60 | 329.03 | 295.20 | 620.01 |
| MRIS | 2003-04 | 496.00 | 1,161.00 | 1,280.00 | 2,441.00 | 2.84 | 4.30 | 5.47 | 4.88 | 174.85 | 270.18 | 233.94 | 499.76 |
| <u>Health Related Programs</u> | | | | | | | | | | | | | |
| CLLS | 2000-01 | 201.00 | 210.00 | 327.00 | 537.00 | 2.50 | 3.00 | 3.00 | 3.00 | 80.49 | 70.00 | 109.00 | 179.00 |
| CLLS | 2001-02 | 231.00 | 190.00 | 306.00 | 496.00 | 2.65 | 3.00 | 3.00 | 3.00 | 87.17 | 63.33 | 102.00 | 165.33 |
| CLLS | 2002-03 | 200.00 | 284.00 | 268.00 | 552.00 | 1.45 | 2.90 | 2.61 | 2.75 | 137.93 | 97.93 | 102.68 | 200.36 |

FERRIS STATE UNIVERSITY

Student Credit Hours (SCH), Full Time Equated Faculty (FTEF) and SCH/FTEF Aggregated by Course Prefix within College and Department

| Prefix | Year | <u>Student Credit Hours</u> | | | | <u>Full Time Equated Faculty</u> | | | | <u>SCH/FTEF</u> | | | |
|---|---------|-----------------------------|----------|----------|--------------|----------------------------------|------|--------|------------------|-----------------|--------|--------|------------------|
| | | Summer | Fall | Winter | F + W (a) | Summer | Fall | Winter | Avg F + W (b) | Summer | Fall | Winter | F + W (a / b) |
| <u>College of Allied Health Sciences</u> | | | | | | | | | | | | | |
| <u>Health Related Programs</u> | | | | | | | | | | | | | |
| CLLS | 2003-04 | 93.00 | 289.00 | 406.00 | 695.00 | 0.93 | 2.33 | 2.65 | 2.49 | 100.00 | 124.03 | 153.21 | 279.12 |
| NUCM | 2000-01 | 60.00 | 438.00 | 335.00 | 773.00 | 1.00 | 2.00 | 2.00 | 2.00 | 60.00 | 219.00 | 167.50 | 386.50 |
| NUCM | 2001-02 | 120.00 | 513.00 | 341.00 | 854.00 | 1.00 | 2.00 | 1.90 | 1.95 | 120.00 | 256.50 | 179.47 | 437.95 |
| NUCM | 2002-03 | 133.00 | 503.00 | 381.00 | 884.00 | 1.00 | 2.38 | 1.69 | 2.04 | 133.00 | 211.34 | 225.44 | 434.40 |
| NUCM | 2003-04 | 120.00 | 519.00 | 401.00 | 920.00 | 1.00 | 2.00 | 2.00 | 2.00 | 120.00 | 259.50 | 200.50 | 460.00 |
| OPHT | 2000-01 | 48.00 | 206.00 | 0.00 | 206.00 | 0.65 | 2.42 | 0.00 | 1.21 | 73.85 | 85.12 | | 170.25 |
| OPTI | 2000-01 | 0.00 | 0.00 | 144.00 | 144.00 | 0.00 | 0.00 | 2.00 | 1.00 | | | 72.00 | 144.00 |
| OPTI | 2001-02 | 32.00 | 80.00 | 56.00 | 136.00 | 0.33 | 0.76 | 1.42 | 1.09 | 96.00 | 104.62 | 39.44 | 124.50 |
| OPTI | 2002-03 | 36.00 | 0.00 | 0.00 | 0.00 | 0.67 | 0.00 | 0.00 | 0.00 | 54.00 | | | |
| RADI | 2000-01 | 847.00 | 1,161.00 | 1,068.00 | 2,229.00 | 2.65 | 3.00 | 3.00 | 3.00 | 319.62 | 387.00 | 356.00 | 743.00 |
| RADI | 2001-02 | 844.00 | 1,041.00 | 960.00 | 2,001.00 | 2.48 | 2.92 | 3.00 | 2.96 | 340.32 | 356.91 | 320.00 | 676.39 |
| RADI | 2002-03 | 599.00 | 1,050.00 | 951.00 | 2,001.00 | 2.50 | 3.00 | 3.00 | 3.00 | 239.60 | 350.00 | 317.00 | 667.00 |
| RADI | 2003-04 | 623.00 | 1,104.00 | 993.00 | 2,097.00 | 2.50 | 2.70 | 2.90 | 2.80 | 249.20 | 408.76 | 342.41 | 748.81 |
| RESP | 2000-01 | 192.00 | 164.00 | 232.00 | 396.00 | 1.00 | 2.00 | 2.00 | 2.00 | 192.00 | 82.00 | 116.00 | 198.00 |
| RESP | 2001-02 | 54.00 | 137.00 | 112.00 | 249.00 | 1.00 | 2.00 | 2.00 | 2.00 | 54.00 | 68.50 | 56.00 | 124.50 |
| RESP | 2002-03 | 144.00 | 131.00 | 132.00 | 263.00 | 1.00 | 2.00 | 1.86 | 1.93 | 144.00 | 65.50 | 71.08 | 136.37 |
| RESP | 2003-04 | 168.00 | 338.00 | 453.00 | 791.00 | 1.00 | 2.00 | 2.41 | 2.20 | 168.00 | 169.00 | 188.16 | 358.93 |
| SONO | 2001-02 | 0.00 | 125.00 | 100.00 | 225.00 | 0.00 | 1.00 | 1.00 | 1.00 | | 125.00 | 100.00 | 225.00 |
| SONO | 2002-03 | 108.00 | 341.00 | 331.00 | 672.00 | 1.00 | 1.50 | 1.50 | 1.50 | 108.00 | 227.33 | 220.67 | 448.00 |

FERRIS STATE UNIVERSITY

Student Credit Hours (SCH), Full Time Equated Faculty (FTEF) and SCH/FTEF Aggregated by Course Prefix within College and Department

| Prefix | Year | <u>Student Credit Hours</u> | | | | <u>Full Time Equated Faculty</u> | | | | <u>SCH/FTEF</u> | | | |
|---|---------|-----------------------------|----------|----------|--------------|----------------------------------|-------|--------|------------------|-----------------|--------|--------|------------------|
| | | Summer | Fall | Winter | F + W (a) | Summer | Fall | Winter | Avg F + W (b) | Summer | Fall | Winter | F + W (a / b) |
| <u>College of Allied Health Sciences</u> | | | | | | | | | | | | | |
| <u>Health Related Programs</u> | | | | | | | | | | | | | |
| SONO | 2003-04 | 141.00 | 350.00 | 330.00 | 680.00 | 0.75 | 2.00 | 2.00 | 2.00 | 187.17 | 175.00 | 165.00 | 340.00 |
| <u>Hospital Related Department</u> | | | | | | | | | | | | | |
| NUCM | 1999-00 | 82.00 | 505.00 | 443.00 | 948.00 | 1.00 | 2.00 | 2.00 | 2.00 | 82.00 | 252.50 | 221.50 | 474.00 |
| OPHT | 1999-00 | 44.00 | 270.00 | 194.00 | 464.00 | 1.00 | 2.95 | 2.42 | 2.68 | 44.00 | 91.61 | 80.17 | 172.90 |
| RADI | 1999-00 | 950.00 | 1,066.00 | 1,023.00 | 2,089.00 | 2.50 | 3.00 | 3.00 | 3.00 | 380.00 | 355.33 | 341.00 | 696.33 |
| RESP | 1999-00 | 168.00 | 234.00 | 301.00 | 535.00 | 1.00 | 2.00 | 2.00 | 2.00 | 168.00 | 117.00 | 150.50 | 267.50 |
| <u>Nursing & Dental Hygiene</u> | | | | | | | | | | | | | |
| DHYG | 2000-01 | 77.00 | 1,303.00 | 1,178.00 | 2,481.00 | 1.00 | 5.40 | 5.00 | 5.20 | 77.00 | 241.15 | 235.60 | 476.97 |
| DHYG | 2001-02 | 64.00 | 1,324.00 | 1,190.00 | 2,514.00 | 1.00 | 3.90 | 4.16 | 4.03 | 64.00 | 339.80 | 286.06 | 624.10 |
| DHYG | 2002-03 | 46.00 | 1,344.00 | 1,174.00 | 2,518.00 | 1.00 | 4.22 | 4.34 | 4.28 | 46.00 | 318.18 | 270.51 | 588.04 |
| DHYG | 2003-04 | 62.00 | 1,467.00 | 1,248.00 | 2,715.00 | 1.00 | 4.91 | 4.22 | 4.56 | 62.00 | 298.94 | 295.73 | 594.92 |
| NURS | 2000-01 | 351.00 | 1,143.00 | 1,029.00 | 2,172.00 | 2.48 | 9.46 | 8.92 | 9.19 | 141.53 | 120.87 | 115.36 | 236.39 |
| NURS | 2001-02 | 551.00 | 1,370.00 | 1,292.00 | 2,662.00 | 4.00 | 9.48 | 8.68 | 9.08 | 137.75 | 144.53 | 148.87 | 293.20 |
| NURS | 2002-03 | 598.00 | 1,271.00 | 1,310.00 | 2,581.00 | 4.76 | 8.30 | 9.72 | 9.01 | 125.61 | 153.13 | 134.80 | 286.49 |
| NURS | 2003-04 | 366.00 | 1,633.00 | 1,710.00 | 3,343.00 | 1.64 | 10.69 | 12.50 | 11.59 | 222.78 | 152.83 | 136.82 | 288.40 |
| <u>Nursing Department</u> | | | | | | | | | | | | | |
| NURS | 1999-00 | 574.00 | 1,855.00 | 1,499.00 | 3,354.00 | 4.37 | 12.97 | 13.42 | 13.19 | 131.35 | 143.05 | 111.70 | 254.21 |

FERRIS STATE UNIVERSITY

Student Credit Hours (SCH), Full Time Equated Faculty (FTEF) and SCH/FTEF Aggregated by Course Prefix within College and Department

| Prefix | Year | <u>Student Credit Hours</u> | | | | <u>Full Time Equated Faculty</u> | | | | <u>SCH/FTEF</u> | | | |
|--|------|-----------------------------|------|--------|--------------|----------------------------------|------|--------|------------------|-----------------|------|--------|------------------|
| | | Summer | Fall | Winter | F + W (a) | Summer | Fall | Winter | Avg F + W (b) | Summer | Fall | Winter | F + W (a / b) |
| <u>College of Allied Health Sciences</u> | | | | | | | | | | | | | |
| <u>Nursing Department</u> | | | | | | | | | | | | | |

FERRIS STATE UNIVERSITY

Student Credit Hours (SCH), Full Time Equated Faculty (FTEF) and SCH/FTEF Aggregated by Course Prefix within College and Department

| Prefix | Year | <u>Student Credit Hours</u> | | | | <u>Full Time Equated Faculty</u> | | | | <u>SCH/FTEF</u> | | | |
|--|---------|-----------------------------|----------|----------|--------------|----------------------------------|-------|--------|------------------|-----------------|--------|--------|------------------|
| | | Summer | Fall | Winter | F + W (a) | Summer | Fall | Winter | Avg F + W (b) | Summer | Fall | Winter | F + W (a / b) |
| <u>College of Arts and Sciences</u> | | | | | | | | | | | | | |
| <u>Biological Sciences</u> | | | | | | | | | | | | | |
| BIOL | 1999-00 | 1,725.00 | 5,058.00 | 5,092.00 | 10,150.00 | 9.22 | 18.74 | 18.00 | 18.37 | 187.00 | 269.94 | 282.84 | 552.52 |
| BIOL | 2000-01 | 1,474.00 | 5,523.00 | 5,381.00 | 10,904.00 | 8.59 | 18.79 | 18.67 | 18.73 | 171.60 | 294.01 | 288.15 | 582.18 |
| BIOL | 2001-02 | 1,370.00 | 6,681.00 | 5,861.00 | 12,542.00 | 7.53 | 20.12 | 19.05 | 19.58 | 182.00 | 332.08 | 307.65 | 640.40 |
| BIOL | 2002-03 | 1,619.00 | 7,492.00 | 6,159.00 | 13,651.00 | 8.31 | 21.74 | 20.99 | 21.37 | 194.76 | 344.56 | 293.40 | 638.86 |
| BIOL | 2003-04 | 1,440.00 | 8,037.00 | 6,668.00 | 14,705.00 | 8.21 | 23.28 | 21.35 | 22.31 | 175.48 | 345.29 | 312.32 | 659.03 |
| HORT | 1999-00 | 104.00 | 388.00 | 254.00 | 642.00 | 0.80 | 2.15 | 1.77 | 1.96 | 130.73 | 180.66 | 143.10 | 327.33 |
| HORT | 2000-01 | 141.00 | 405.00 | 193.00 | 598.00 | 0.97 | 2.41 | 1.71 | 2.06 | 145.30 | 168.20 | 112.96 | 290.55 |
| HORT | 2001-02 | 108.00 | 326.00 | 251.00 | 577.00 | 0.84 | 2.41 | 1.79 | 2.10 | 128.25 | 135.39 | 140.54 | 275.17 |
| HORT | 2002-03 | 117.00 | 277.00 | 190.00 | 467.00 | 0.84 | 2.36 | 1.80 | 2.08 | 138.94 | 117.21 | 105.56 | 224.34 |
| HORT | 2003-04 | 93.00 | 301.00 | 180.00 | 481.00 | 0.81 | 2.24 | 1.80 | 2.02 | 114.96 | 134.38 | 100.00 | 238.12 |
| <u>College of Arts & Sciences</u> | | | | | | | | | | | | | |
| COAS | 2002-03 | 0.00 | 7.00 | 0.00 | 7.00 | 0.00 | 0.08 | 0.00 | 0.04 | | 91.00 | | 182.00 |
| <u>Humanities</u> | | | | | | | | | | | | | |
| ARTH | 1999-00 | 46.00 | 147.00 | 228.00 | 375.00 | 0.25 | 0.25 | 0.50 | 0.38 | 184.00 | 588.00 | 456.00 | 1,000.00 |
| ARTH | 2000-01 | 52.00 | 183.00 | 237.00 | 420.00 | 0.35 | 0.50 | 0.50 | 0.50 | 147.82 | 366.00 | 474.00 | 840.00 |
| ARTH | 2001-02 | 31.00 | 210.00 | 255.00 | 465.00 | 0.19 | 0.58 | 0.58 | 0.58 | 166.00 | 360.00 | 437.14 | 797.14 |
| ARTH | 2002-03 | 0.00 | 249.00 | 364.00 | 613.00 | 0.00 | 0.75 | 0.83 | 0.79 | | 332.00 | 436.80 | 774.32 |
| ARTH | 2003-04 | 0.00 | 207.00 | 372.00 | 579.00 | 0.00 | 0.69 | 1.00 | 0.84 | | 301.09 | 372.00 | 686.22 |
| ARTS | 1999-00 | 45.00 | 475.00 | 567.00 | 1,042.00 | 0.25 | 1.75 | 2.00 | 1.88 | 180.00 | 271.43 | 283.50 | 555.73 |

FERRIS STATE UNIVERSITY

Student Credit Hours (SCH), Full Time Equated Faculty (FTEF) and SCH/FTEF Aggregated by Course Prefix within College and Department

| Prefix | Year | <u>Student Credit Hours</u> | | | | <u>Full Time Equated Faculty</u> | | | | <u>SCH/FTEF</u> | | | |
|--|---------|-----------------------------|----------|----------|--------------|----------------------------------|-------|--------|------------------|-----------------|--------|--------|------------------|
| | | Summer | Fall | Winter | F + W (a) | Summer | Fall | Winter | Avg F + W (b) | Summer | Fall | Winter | F + W (a / b) |
| <u>College of Arts and Sciences</u> | | | | | | | | | | | | | |
| <u>Humanities</u> | | | | | | | | | | | | | |
| ARTS | 2000-01 | 49.00 | 471.00 | 567.00 | 1,038.00 | 0.25 | 1.75 | 2.00 | 1.87 | 196.00 | 269.14 | 283.50 | 553.60 |
| ARTS | 2001-02 | 48.00 | 531.00 | 564.00 | 1,095.00 | 0.25 | 2.00 | 2.00 | 2.00 | 192.00 | 265.50 | 282.00 | 547.50 |
| ARTS | 2002-03 | 57.00 | 582.00 | 606.00 | 1,188.00 | 0.25 | 2.25 | 2.25 | 2.25 | 228.00 | 258.67 | 269.33 | 528.00 |
| ARTS | 2003-04 | 66.00 | 598.00 | 597.00 | 1,195.00 | 0.25 | 2.25 | 2.25 | 2.25 | 264.00 | 265.78 | 265.33 | 531.11 |
| COMH | 1999-00 | 0.00 | 264.00 | 0.00 | 264.00 | 0.00 | 1.25 | 0.00 | 0.63 | | 211.20 | | 422.40 |
| COMH | 2000-01 | 0.00 | 261.00 | 0.00 | 261.00 | 0.00 | 1.00 | 0.00 | 0.50 | | 261.00 | | 522.00 |
| COMH | 2001-02 | 0.00 | 333.00 | 0.00 | 333.00 | 0.00 | 1.38 | 0.00 | 0.69 | | 242.18 | | 484.36 |
| COMH | 2002-03 | 0.00 | 405.00 | 0.00 | 405.00 | 0.00 | 1.50 | 0.00 | 0.75 | | 270.00 | | 540.00 |
| COMH | 2003-04 | 0.00 | 576.00 | 0.00 | 576.00 | 0.00 | 2.25 | 0.00 | 1.13 | | 256.00 | | 512.00 |
| COMM | 1999-00 | 720.00 | 3,863.00 | 3,712.00 | 7,575.00 | 3.15 | 12.19 | 11.99 | 12.09 | 228.57 | 317.02 | 309.56 | 626.65 |
| COMM | 2000-01 | 661.00 | 4,207.00 | 4,295.00 | 8,502.00 | 2.91 | 13.87 | 13.88 | 13.87 | 227.15 | 303.42 | 309.55 | 612.97 |
| COMM | 2001-02 | 756.00 | 4,533.00 | 4,440.00 | 8,973.00 | 3.00 | 14.96 | 14.33 | 14.65 | 252.00 | 302.98 | 309.87 | 612.70 |
| COMM | 2002-03 | 627.00 | 4,857.00 | 4,646.00 | 9,503.00 | 3.00 | 15.50 | 16.75 | 16.13 | 209.00 | 313.35 | 277.37 | 589.33 |
| COMM | 2003-04 | 653.00 | 5,135.00 | 4,494.00 | 9,629.00 | 3.22 | 17.25 | 16.00 | 16.63 | 202.80 | 297.68 | 280.88 | 579.19 |
| HIST | 1999-00 | 282.00 | 1,584.00 | 1,503.00 | 3,087.00 | 1.75 | 3.50 | 3.25 | 3.38 | 161.14 | 452.57 | 462.46 | 914.67 |
| HIST | 2000-01 | 327.00 | 1,557.00 | 1,608.00 | 3,165.00 | 1.25 | 3.25 | 3.25 | 3.25 | 261.60 | 479.08 | 494.77 | 973.85 |
| HIST | 2001-02 | 378.00 | 1,947.00 | 2,028.00 | 3,975.00 | 1.25 | 4.00 | 4.25 | 4.13 | 302.40 | 486.75 | 477.18 | 963.64 |
| HIST | 2002-03 | 414.00 | 1,533.00 | 1,947.00 | 3,480.00 | 1.50 | 3.69 | 4.25 | 3.97 | 276.00 | 415.19 | 458.12 | 876.32 |
| HIST | 2003-04 | 279.00 | 1,881.00 | 2,439.00 | 4,320.00 | 1.25 | 4.17 | 5.50 | 4.83 | 223.20 | 451.44 | 443.45 | 893.79 |
| HUMN | 1999-00 | 402.00 | 2,196.00 | 2,358.00 | 4,554.00 | 1.75 | 6.25 | 5.75 | 6.00 | 229.71 | 351.36 | 410.09 | 759.00 |

FERRIS STATE UNIVERSITY

Student Credit Hours (SCH), Full Time Equated Faculty (FTEF) and SCH/FTEF Aggregated by Course Prefix within College and Department

| Prefix | Year | <u>Student Credit Hours</u> | | | | <u>Full Time Equated Faculty</u> | | | | <u>SCH/FTEF</u> | | | |
|--|---------|-----------------------------|-----------|----------|--------------|----------------------------------|-------|--------|------------------|-----------------|--------|--------|------------------|
| | | Summer | Fall | Winter | F + W (a) | Summer | Fall | Winter | Avg F + W (b) | Summer | Fall | Winter | F + W (a / b) |
| <u>College of Arts and Sciences</u> | | | | | | | | | | | | | |
| <u>Humanities</u> | | | | | | | | | | | | | |
| HUMN | 2000-01 | 393.00 | 2,364.00 | 2,428.00 | 4,792.00 | 1.90 | 6.00 | 5.75 | 5.88 | 207.03 | 394.00 | 422.26 | 815.66 |
| HUMN | 2001-02 | 405.00 | 2,106.00 | 2,472.00 | 4,578.00 | 1.81 | 6.17 | 5.92 | 6.04 | 223.36 | 341.51 | 417.80 | 757.74 |
| HUMN | 2002-03 | 414.00 | 2,334.00 | 2,715.00 | 5,049.00 | 1.50 | 7.23 | 7.62 | 7.42 | 276.00 | 322.79 | 356.46 | 680.12 |
| HUMN | 2003-04 | 471.00 | 2,589.00 | 2,460.00 | 5,049.00 | 1.50 | 8.08 | 6.86 | 7.47 | 314.00 | 320.29 | 358.75 | 675.88 |
| MUSI | 1999-00 | 70.00 | 934.00 | 1,023.00 | 1,957.00 | 0.58 | 3.17 | 3.17 | 3.17 | 120.69 | 294.64 | 322.37 | 617.03 |
| MUSI | 2000-01 | 84.00 | 996.00 | 1,065.00 | 2,061.00 | 0.50 | 3.25 | 3.59 | 3.42 | 168.00 | 306.46 | 296.93 | 602.93 |
| MUSI | 2001-02 | 95.00 | 963.00 | 1,162.00 | 2,125.00 | 0.00 | 3.13 | 3.79 | 3.46 | | 308.16 | 306.46 | 614.46 |
| MUSI | 2002-03 | 59.00 | 1,043.00 | 1,155.00 | 2,198.00 | 0.30 | 3.63 | 4.01 | 3.82 | 196.67 | 287.72 | 287.84 | 575.57 |
| MUSI | 2003-04 | 21.00 | 882.00 | 1,214.00 | 2,096.00 | 0.59 | 3.50 | 4.00 | 3.75 | 35.59 | 252.00 | 303.53 | 558.96 |
| THTR | 1999-00 | 3.00 | 296.00 | 247.00 | 543.00 | 0.00 | 2.00 | 1.57 | 1.79 | | 148.00 | 157.18 | 304.08 |
| THTR | 2000-01 | 3.00 | 328.00 | 230.00 | 558.00 | 0.00 | 2.00 | 1.63 | 1.81 | | 164.00 | 141.54 | 307.86 |
| THTR | 2001-02 | 4.00 | 334.00 | 298.00 | 632.00 | 0.00 | 2.00 | 1.57 | 1.79 | | 167.00 | 189.64 | 353.92 |
| THTR | 2002-03 | 0.00 | 312.00 | 264.00 | 576.00 | 0.00 | 2.26 | 2.00 | 2.13 | | 138.05 | 132.00 | 270.42 |
| THTR | 2003-04 | 0.00 | 255.00 | 275.00 | 530.00 | 0.00 | 2.00 | 2.00 | 2.00 | | 127.50 | 137.50 | 265.00 |
| <u>Language and Literature</u> | | | | | | | | | | | | | |
| ENGL | 1999-00 | 1,528.00 | 9,309.00 | 6,947.00 | 16,256.00 | 6.43 | 37.15 | 29.15 | 33.15 | 237.69 | 250.61 | 238.31 | 490.40 |
| ENGL | 2000-01 | 1,638.00 | 9,482.00 | 7,696.00 | 17,178.00 | 8.09 | 38.48 | 31.75 | 35.11 | 202.45 | 246.43 | 242.39 | 489.21 |
| ENGL | 2001-02 | 1,872.00 | 10,165.00 | 7,896.00 | 18,061.00 | 7.83 | 39.85 | 32.50 | 36.18 | 239.08 | 255.06 | 242.95 | 499.24 |
| ENGL | 2002-03 | 1,928.00 | 9,510.00 | 7,938.00 | 17,448.00 | 9.37 | 40.81 | 32.96 | 36.88 | 205.76 | 233.03 | 240.87 | 473.06 |
| ENGL | 2003-04 | 1,686.00 | 10,103.00 | 7,821.00 | 17,924.00 | 8.16 | 39.13 | 32.80 | 35.96 | 206.58 | 258.21 | 238.45 | 498.40 |

FERRIS STATE UNIVERSITY

Student Credit Hours (SCH), Full Time Equated Faculty (FTEF) and SCH/FTEF Aggregated by Course Prefix within College and Department

| Prefix | Year | <u>Student Credit Hours</u> | | | | <u>Full Time Equated Faculty</u> | | | | <u>SCH/FTEF</u> | | | |
|-------------------------------------|---------|-----------------------------|----------|----------|--------------|----------------------------------|------|--------|------------------|-----------------|--------|--------|------------------|
| | | Summer | Fall | Winter | F + W (a) | Summer | Fall | Winter | Avg F + W (b) | Summer | Fall | Winter | F + W (a / b) |
| <u>College of Arts and Sciences</u> | | | | | | | | | | | | | |
| <u>Language and Literature</u> | | | | | | | | | | | | | |
| FREN | 1999-00 | 129.00 | 289.00 | 259.00 | 548.00 | 0.83 | 0.92 | 1.00 | 0.96 | 155.42 | 313.08 | 259.00 | 569.92 |
| FREN | 2000-01 | 133.00 | 356.00 | 324.00 | 680.00 | 1.00 | 1.33 | 1.25 | 1.29 | 133.00 | 267.67 | 259.20 | 527.13 |
| FREN | 2001-02 | 191.00 | 422.00 | 364.00 | 786.00 | 0.82 | 1.66 | 1.66 | 1.66 | 233.44 | 254.22 | 219.28 | 473.49 |
| FREN | 2002-03 | 149.00 | 421.00 | 368.00 | 789.00 | 0.82 | 1.67 | 1.92 | 1.79 | 182.11 | 252.10 | 191.67 | 439.55 |
| FREN | 2003-04 | 96.00 | 369.00 | 327.00 | 696.00 | 0.83 | 1.54 | 1.33 | 1.43 | 115.66 | 240.23 | 245.60 | 485.45 |
| GERM | 1999-00 | 0.00 | 239.00 | 186.00 | 425.00 | 0.00 | 0.92 | 1.00 | 0.96 | | 258.92 | 186.00 | 442.00 |
| GERM | 2000-01 | 0.00 | 218.00 | 199.00 | 417.00 | 0.00 | 1.00 | 1.00 | 1.00 | | 218.00 | 199.00 | 417.00 |
| GERM | 2001-02 | 29.00 | 239.00 | 202.00 | 441.00 | 0.25 | 1.00 | 1.00 | 1.00 | 116.00 | 239.00 | 202.00 | 441.00 |
| GERM | 2002-03 | 0.00 | 219.00 | 197.00 | 416.00 | 0.00 | 1.00 | 1.00 | 1.00 | | 219.00 | 197.00 | 416.00 |
| GERM | 2003-04 | 30.00 | 231.00 | 242.00 | 473.00 | 0.25 | 1.00 | 0.92 | 0.96 | 120.00 | 231.00 | 264.00 | 493.57 |
| IEPG | 1999-00 | 188.00 | 404.00 | 288.00 | 692.00 | 2.57 | 2.84 | 3.00 | 2.92 | 73.11 | 142.15 | 96.00 | 236.90 |
| IEPG | 2000-01 | 332.00 | 696.00 | 0.00 | 696.00 | 3.00 | 4.50 | 0.00 | 2.25 | 110.67 | 154.67 | | 309.33 |
| JRNL | 1999-00 | 0.00 | 81.00 | 111.00 | 192.00 | 0.00 | 0.25 | 0.75 | 0.50 | | 324.00 | 148.00 | 384.00 |
| JRNL | 2000-01 | 0.00 | 93.00 | 81.00 | 174.00 | 0.00 | 0.58 | 0.33 | 0.46 | | 159.43 | 243.00 | 379.64 |
| JRNL | 2001-02 | 0.00 | 144.00 | 114.00 | 258.00 | 0.00 | 0.92 | 0.67 | 0.79 | | 157.09 | 171.00 | 325.89 |
| JRNL | 2002-03 | 0.00 | 111.00 | 180.00 | 291.00 | 0.00 | 0.67 | 1.25 | 0.96 | | 166.50 | 144.00 | 303.65 |
| JRNL | 2003-04 | 0.00 | 129.00 | 129.00 | 258.00 | 0.00 | 0.67 | 0.67 | 0.67 | | 193.50 | 193.50 | 387.00 |
| LANG | 2002-03 | 0.00 | 0.00 | 75.00 | 75.00 | 0.00 | 0.00 | 0.25 | 0.13 | | | 300.00 | 600.00 |
| LANG | 2003-04 | 27.00 | 7.00 | 168.00 | 175.00 | 0.25 | 0.00 | 0.50 | 0.25 | 108.00 | | 336.96 | 702.01 |
| LITR | 1999-00 | 193.00 | 1,283.00 | 1,416.00 | 2,699.00 | 0.75 | 4.93 | 6.12 | 5.52 | 257.33 | 260.32 | 231.33 | 488.52 |

FERRIS STATE UNIVERSITY

Student Credit Hours (SCH), Full Time Equated Faculty (FTEF) and SCH/FTEF Aggregated by Course Prefix within College and Department

| Prefix | Year | <u>Student Credit Hours</u> | | | | <u>Full Time Equated Faculty</u> | | | | <u>SCH/FTEF</u> | | | |
|--|---------|-----------------------------|----------|----------|--------------|----------------------------------|-------|--------|------------------|-----------------|--------|--------|------------------|
| | | Summer | Fall | Winter | F + W (a) | Summer | Fall | Winter | Avg F + W (b) | Summer | Fall | Winter | F + W (a / b) |
| <u>College of Arts and Sciences</u> | | | | | | | | | | | | | |
| <u>Language and Literature</u> | | | | | | | | | | | | | |
| LITR | 2000-01 | 135.00 | 1,323.00 | 1,410.00 | 2,733.00 | 0.75 | 5.94 | 6.09 | 6.01 | 180.00 | 222.75 | 231.65 | 454.51 |
| LITR | 2001-02 | 153.00 | 1,452.00 | 1,719.00 | 3,171.00 | 0.75 | 6.14 | 6.83 | 6.49 | 204.00 | 236.51 | 251.56 | 488.87 |
| LITR | 2002-03 | 261.00 | 1,689.00 | 1,893.00 | 3,582.00 | 1.79 | 7.65 | 9.22 | 8.44 | 145.81 | 220.85 | 205.25 | 424.65 |
| LITR | 2003-04 | 144.00 | 1,368.00 | 1,686.00 | 3,054.00 | 0.75 | 6.92 | 6.68 | 6.80 | 192.37 | 197.78 | 252.36 | 449.20 |
| SPAN | 1999-00 | 172.00 | 895.00 | 752.00 | 1,647.00 | 0.66 | 3.00 | 3.33 | 3.17 | 260.61 | 298.33 | 225.83 | 520.38 |
| SPAN | 2000-01 | 205.00 | 875.00 | 595.00 | 1,470.00 | 1.24 | 3.67 | 3.33 | 3.50 | 165.32 | 238.42 | 178.68 | 420.00 |
| SPAN | 2001-02 | 123.00 | 911.00 | 855.00 | 1,766.00 | 0.65 | 3.33 | 3.33 | 3.33 | 189.76 | 273.57 | 256.76 | 530.33 |
| SPAN | 2002-03 | 192.00 | 948.00 | 943.00 | 1,891.00 | 1.57 | 3.33 | 4.00 | 3.67 | 122.36 | 284.68 | 235.75 | 515.96 |
| SPAN | 2003-04 | 359.00 | 1,084.00 | 1,120.00 | 2,204.00 | 1.66 | 4.00 | 4.58 | 4.29 | 216.27 | 271.00 | 244.54 | 513.75 |
| TCOM | 1999-00 | 18.00 | 24.00 | 78.00 | 102.00 | 0.33 | 0.33 | 0.50 | 0.42 | 54.55 | 72.00 | 156.00 | 244.80 |
| TCOM | 2000-01 | 22.00 | 0.00 | 0.00 | 0.00 | 0.33 | 0.00 | 0.00 | 0.00 | 66.67 | | | |
| <u>Mathematics</u> | | | | | | | | | | | | | |
| CPSC | 1999-00 | 0.00 | 0.00 | 30.00 | 30.00 | 0.00 | 0.00 | 0.25 | 0.13 | | | 120.00 | 240.00 |
| CPSC | 2000-01 | 30.00 | 60.00 | 56.00 | 116.00 | 0.25 | 0.25 | 0.29 | 0.27 | 120.88 | 240.00 | 196.00 | 433.07 |
| CPSC | 2001-02 | 39.00 | 69.00 | 32.00 | 101.00 | 0.25 | 0.25 | 0.33 | 0.29 | 155.43 | 276.00 | 96.00 | 346.29 |
| CPSC | 2002-03 | 0.00 | 47.00 | 120.00 | 167.00 | 0.00 | 0.53 | 0.58 | 0.56 | | 88.13 | 205.71 | 299.10 |
| CPSC | 2003-04 | 0.00 | 166.00 | 63.00 | 229.00 | 0.00 | 0.86 | 0.25 | 0.55 | | 193.91 | 252.00 | 414.08 |
| LLLS | 1999-00 | 0.00 | 22.00 | 0.00 | 22.00 | 0.00 | 0.00 | 0.00 | 0.00 | | | | |
| MATH | 1999-00 | 1,240.00 | 9,209.00 | 7,532.00 | 16,741.00 | 6.94 | 27.49 | 23.16 | 25.32 | 178.67 | 334.99 | 325.22 | 661.05 |

FERRIS STATE UNIVERSITY

Student Credit Hours (SCH), Full Time Equated Faculty (FTEF) and SCH/FTEF Aggregated by Course Prefix within College and Department

| Prefix | Year | Student Credit Hours | | | | Full Time Equated Faculty | | | | SCH/FTEF | | | |
|--|---------|----------------------|-----------|----------|--------------|---------------------------|-------|--------|------------------|----------|--------|--------|------------------|
| | | Summer | Fall | Winter | F + W (a) | Summer | Fall | Winter | Avg F + W (b) | Summer | Fall | Winter | F + W (a / b) |
| <u>College of Arts and Sciences</u> | | | | | | | | | | | | | |
| <u>Mathematics</u> | | | | | | | | | | | | | |
| MATH | 2000-01 | 1,036.00 | 9,984.00 | 7,815.00 | 17,799.00 | 5.64 | 29.30 | 24.35 | 26.83 | 183.72 | 340.75 | 320.89 | 663.47 |
| MATH | 2001-02 | 1,173.00 | 10,398.00 | 8,037.00 | 18,435.00 | 5.83 | 30.39 | 24.32 | 27.35 | 201.23 | 342.15 | 330.51 | 673.96 |
| MATH | 2002-03 | 1,144.00 | 10,423.00 | 7,841.00 | 18,264.00 | 7.07 | 30.86 | 25.00 | 27.93 | 161.81 | 337.79 | 313.64 | 653.96 |
| MATH | 2003-04 | 924.00 | 10,810.00 | 7,705.00 | 18,515.00 | 5.07 | 31.95 | 24.83 | 28.39 | 182.25 | 338.30 | 310.31 | 652.12 |
| <u>Physical Sciences</u> | | | | | | | | | | | | | |
| ASTR | 1999-00 | 88.00 | 296.00 | 159.00 | 455.00 | 0.40 | 0.63 | 0.50 | 0.56 | 220.00 | 473.60 | 318.00 | 808.89 |
| ASTR | 2000-01 | 88.00 | 180.00 | 144.00 | 324.00 | 0.42 | 0.63 | 0.44 | 0.53 | 209.52 | 288.00 | 324.00 | 605.92 |
| ASTR | 2001-02 | 80.00 | 0.00 | 220.00 | 220.00 | 0.40 | 0.00 | 0.56 | 0.28 | 200.00 | | 396.00 | 792.00 |
| ASTR | 2002-03 | 84.00 | 292.00 | 300.00 | 592.00 | 0.40 | 0.60 | 0.60 | 0.60 | 210.00 | 486.67 | 500.00 | 986.67 |
| ASTR | 2003-04 | 66.00 | 292.00 | 309.00 | 601.00 | 0.32 | 0.60 | 0.60 | 0.60 | 206.25 | 486.67 | 515.00 | 1,001.67 |
| CHEM | 1999-00 | 632.00 | 3,390.00 | 3,356.00 | 6,746.00 | 3.98 | 10.14 | 11.36 | 10.75 | 158.95 | 334.31 | 295.53 | 627.65 |
| CHEM | 2000-01 | 532.00 | 3,785.00 | 3,134.00 | 6,919.00 | 3.13 | 10.57 | 11.70 | 11.14 | 169.95 | 358.02 | 267.76 | 621.19 |
| CHEM | 2001-02 | 589.00 | 3,735.00 | 3,418.00 | 7,153.00 | 3.64 | 10.27 | 11.14 | 10.71 | 161.77 | 363.50 | 306.71 | 667.91 |
| CHEM | 2002-03 | 644.00 | 4,279.00 | 3,462.00 | 7,741.00 | 3.44 | 11.08 | 12.69 | 11.88 | 187.38 | 386.29 | 272.90 | 651.52 |
| CHEM | 2003-04 | 648.00 | 4,652.00 | 3,829.00 | 8,481.00 | 3.52 | 12.15 | 13.02 | 12.58 | 184.09 | 382.91 | 294.13 | 673.97 |
| GEOL | 1999-00 | 12.00 | 257.00 | 28.00 | 285.00 | 0.27 | 0.80 | 0.44 | 0.62 | 44.44 | 321.25 | 63.00 | 458.04 |
| GEOL | 2000-01 | 16.00 | 340.00 | 81.00 | 421.00 | 0.27 | 1.00 | 0.33 | 0.67 | 59.70 | 340.00 | 243.00 | 631.50 |
| GEOL | 2001-02 | 0.00 | 341.00 | 47.00 | 388.00 | 0.00 | 1.00 | 0.44 | 0.72 | | 341.00 | 105.75 | 537.23 |
| GEOL | 2002-03 | 9.00 | 263.00 | 99.00 | 362.00 | 0.00 | 1.00 | 0.67 | 0.83 | | 263.00 | 148.57 | 434.49 |
| GEOL | 2003-04 | 9.00 | 344.00 | 81.00 | 425.00 | 0.17 | 1.00 | 0.33 | 0.67 | 52.50 | 344.00 | 243.00 | 637.50 |

FERRIS STATE UNIVERSITY

Student Credit Hours (SCH), Full Time Equated Faculty (FTEF) and SCH/FTEF Aggregated by Course Prefix within College and Department

| Prefix | Year | Student Credit Hours | | | | Full Time Equated Faculty | | | | SCH/FTEF | | | |
|--|---------|----------------------|----------|----------|--------------|---------------------------|------|--------|------------------|----------|--------|--------|------------------|
| | | Summer | Fall | Winter | F + W (a) | Summer | Fall | Winter | Avg F + W (b) | Summer | Fall | Winter | F + W (a / b) |
| <u>College of Arts and Sciences</u> | | | | | | | | | | | | | |
| <u>Physical Sciences</u> | | | | | | | | | | | | | |
| INCT | 1999-00 | 15.00 | 62.00 | 70.00 | 132.00 | 0.37 | 0.80 | 0.80 | 0.80 | 40.54 | 77.50 | 87.80 | 165.28 |
| INCT | 2000-01 | 18.00 | 63.00 | 89.00 | 152.00 | 0.17 | 0.67 | 0.83 | 0.75 | 105.88 | 94.50 | 106.76 | 202.62 |
| INCT | 2001-02 | 0.00 | 50.00 | 53.00 | 103.00 | 0.00 | 0.67 | 0.80 | 0.73 | | 75.00 | 66.48 | 140.71 |
| INCT | 2002-03 | 0.00 | 36.00 | 0.00 | 36.00 | 0.00 | 0.67 | 0.00 | 0.33 | | 54.00 | | 108.00 |
| INCT | 2003-04 | 12.00 | 0.00 | 0.00 | 0.00 | 0.17 | 0.00 | 0.00 | 0.00 | 71.86 | | | |
| PHSC | 1999-00 | 0.00 | 0.00 | 196.00 | 196.00 | 0.00 | 0.00 | 0.56 | 0.28 | | | 352.80 | 705.60 |
| PHSC | 2000-01 | 0.00 | 0.00 | 256.00 | 256.00 | 0.00 | 0.00 | 0.67 | 0.33 | | | 384.00 | 768.00 |
| PHSC | 2001-02 | 0.00 | 176.00 | 272.00 | 448.00 | 0.00 | 0.85 | 0.71 | 0.78 | | 207.00 | 385.51 | 575.92 |
| PHSC | 2002-03 | 0.00 | 172.00 | 280.00 | 452.00 | 0.00 | 0.67 | 0.67 | 0.67 | | 258.00 | 420.00 | 678.00 |
| PHSC | 2003-04 | 84.00 | 192.00 | 288.00 | 480.00 | 0.23 | 0.67 | 0.67 | 0.67 | 367.50 | 288.00 | 432.00 | 720.00 |
| PHYS | 1999-00 | 191.00 | 1,486.00 | 1,437.00 | 2,923.00 | 1.74 | 3.89 | 4.26 | 4.08 | 109.77 | 381.84 | 336.93 | 716.71 |
| PHYS | 2000-01 | 143.00 | 1,381.00 | 1,422.00 | 2,803.00 | 1.10 | 4.32 | 4.41 | 4.37 | 130.40 | 319.43 | 322.65 | 642.11 |
| PHYS | 2001-02 | 152.00 | 1,327.00 | 1,414.00 | 2,741.00 | 0.87 | 4.03 | 4.36 | 4.19 | 174.71 | 329.46 | 324.23 | 653.48 |
| PHYS | 2002-03 | 36.00 | 1,469.00 | 1,525.00 | 2,994.00 | 0.40 | 4.30 | 4.59 | 4.44 | 90.00 | 341.25 | 332.61 | 673.58 |
| PHYS | 2003-04 | 140.00 | 1,444.00 | 1,554.00 | 2,998.00 | 1.00 | 4.30 | 4.40 | 4.35 | 140.00 | 335.44 | 353.18 | 688.82 |
| <u>Social Sciences</u> | | | | | | | | | | | | | |
| ANTH | 1999-00 | 0.00 | 279.00 | 369.00 | 648.00 | 0.00 | 1.00 | 1.25 | 1.13 | | 279.00 | 295.20 | 576.00 |
| ANTH | 2000-01 | 0.00 | 297.00 | 258.00 | 555.00 | 0.00 | 0.80 | 1.00 | 0.90 | | 371.25 | 258.00 | 616.67 |
| ANTH | 2001-02 | 51.00 | 333.00 | 414.00 | 747.00 | 0.25 | 1.00 | 1.00 | 1.00 | 204.00 | 333.00 | 414.00 | 747.00 |
| ANTH | 2002-03 | 11.00 | 463.00 | 429.00 | 892.00 | 0.00 | 1.25 | 1.00 | 1.13 | | 370.40 | 429.00 | 792.89 |

FERRIS STATE UNIVERSITY

Student Credit Hours (SCH), Full Time Equated Faculty (FTEF) and SCH/FTEF Aggregated by Course Prefix within College and Department

| Prefix | Year | <u>Student Credit Hours</u> | | | | <u>Full Time Equated Faculty</u> | | | | <u>SCH/FTEF</u> | | | |
|--|---------|-----------------------------|----------|----------|--------------|----------------------------------|------|--------|------------------|-----------------|--------|--------|------------------|
| | | Summer | Fall | Winter | F + W (a) | Summer | Fall | Winter | Avg F + W (b) | Summer | Fall | Winter | F + W (a / b) |
| <u>College of Arts and Sciences</u> | | | | | | | | | | | | | |
| <u>Social Sciences</u> | | | | | | | | | | | | | |
| ANTH | 2003-04 | 0.00 | 378.00 | 426.00 | 804.00 | 0.00 | 1.00 | 1.00 | 1.00 | | 378.00 | 426.00 | 804.00 |
| GEOG | 1999-00 | 162.00 | 773.00 | 847.00 | 1,620.00 | 0.58 | 2.00 | 2.50 | 2.25 | 279.31 | 386.50 | 338.80 | 720.00 |
| GEOG | 2000-01 | 183.00 | 901.00 | 967.00 | 1,868.00 | 0.50 | 2.50 | 2.75 | 2.63 | 366.00 | 360.40 | 351.64 | 711.62 |
| GEOG | 2001-02 | 183.00 | 1,034.00 | 882.00 | 1,916.00 | 0.50 | 2.50 | 2.75 | 2.63 | 366.00 | 413.60 | 320.73 | 729.90 |
| GEOG | 2002-03 | 201.00 | 1,081.00 | 1,191.00 | 2,272.00 | 0.75 | 3.00 | 3.25 | 3.13 | 268.00 | 360.33 | 366.46 | 727.04 |
| GEOG | 2003-04 | 280.00 | 1,236.00 | 1,425.00 | 2,661.00 | 1.00 | 3.33 | 3.80 | 3.57 | 280.00 | 370.80 | 375.12 | 746.20 |
| PLSC | 1999-00 | 247.00 | 882.00 | 1,120.00 | 2,002.00 | 1.08 | 1.94 | 2.33 | 2.14 | 228.70 | 454.10 | 480.69 | 937.20 |
| PLSC | 2000-01 | 360.00 | 1,054.00 | 1,131.00 | 2,185.00 | 1.75 | 2.64 | 2.25 | 2.45 | 205.71 | 398.86 | 502.67 | 893.20 |
| PLSC | 2001-02 | 537.00 | 966.00 | 1,212.00 | 2,178.00 | 2.16 | 2.50 | 2.88 | 2.69 | 248.61 | 386.40 | 421.57 | 810.42 |
| PLSC | 2002-03 | 639.00 | 1,081.00 | 1,330.00 | 2,411.00 | 2.50 | 2.71 | 3.08 | 2.90 | 255.60 | 398.34 | 431.82 | 832.27 |
| PLSC | 2003-04 | 696.00 | 924.00 | 1,331.00 | 2,255.00 | 2.17 | 3.33 | 3.83 | 3.58 | 321.23 | 277.48 | 347.52 | 629.89 |
| PSYC | 1999-00 | 615.00 | 3,003.00 | 3,153.00 | 6,156.00 | 1.75 | 7.50 | 6.83 | 7.17 | 351.43 | 400.40 | 461.41 | 858.98 |
| PSYC | 2000-01 | 654.00 | 3,348.00 | 3,123.00 | 6,471.00 | 2.00 | 8.50 | 7.58 | 8.04 | 327.00 | 393.88 | 412.01 | 804.85 |
| PSYC | 2001-02 | 595.00 | 3,483.00 | 3,514.00 | 6,997.00 | 1.75 | 8.89 | 8.00 | 8.44 | 340.00 | 391.94 | 439.25 | 828.70 |
| PSYC | 2002-03 | 609.00 | 3,468.00 | 3,559.00 | 7,027.00 | 2.09 | 8.41 | 8.41 | 8.41 | 291.26 | 412.37 | 423.19 | 835.55 |
| PSYC | 2003-04 | 557.00 | 3,669.00 | 3,816.00 | 7,485.00 | 1.83 | 9.91 | 9.25 | 9.58 | 304.37 | 370.23 | 412.76 | 781.52 |
| SCWK | 1999-00 | 588.00 | 919.00 | 1,159.00 | 2,078.00 | 3.99 | 6.84 | 8.40 | 7.62 | 147.37 | 134.28 | 137.96 | 272.61 |
| SCWK | 2000-01 | 386.00 | 771.00 | 917.00 | 1,688.00 | 2.99 | 6.70 | 6.73 | 6.71 | 129.10 | 115.08 | 136.26 | 251.38 |
| SCWK | 2001-02 | 215.00 | 632.00 | 768.00 | 1,400.00 | 2.32 | 6.09 | 6.07 | 6.08 | 92.75 | 103.78 | 126.52 | 230.27 |
| SCWK | 2002-03 | 325.00 | 645.00 | 795.00 | 1,440.00 | 3.75 | 4.92 | 5.66 | 5.29 | 86.67 | 131.01 | 140.46 | 272.13 |

FERRIS STATE UNIVERSITY

Student Credit Hours (SCH), Full Time Equated Faculty (FTEF) and SCH/FTEF Aggregated by Course Prefix within College and Department

| Prefix | Year | <u>Student Credit Hours</u> | | | | <u>Full Time Equated Faculty</u> | | | | <u>SCH/FTEF</u> | | | |
|-------------------------------------|---------|-----------------------------|----------|----------|--------------|----------------------------------|------|--------|------------------|-----------------|--------|--------|------------------|
| | | Summer | Fall | Winter | F + W (a) | Summer | Fall | Winter | Avg F + W (b) | Summer | Fall | Winter | F + W (a / b) |
| <u>College of Arts and Sciences</u> | | | | | | | | | | | | | |
| <u>Social Sciences</u> | | | | | | | | | | | | | |
| SCWK | 2003-04 | 228.00 | 635.00 | 985.00 | 1,620.00 | 2.10 | 5.02 | 6.14 | 5.58 | 108.57 | 126.47 | 160.42 | 290.29 |
| SOCY | 1999-00 | 387.00 | 2,397.00 | 2,397.00 | 4,794.00 | 1.25 | 6.50 | 6.25 | 6.38 | 309.60 | 368.77 | 383.52 | 752.00 |
| SOCY | 2000-01 | 351.00 | 2,229.00 | 2,688.00 | 4,917.00 | 1.00 | 5.29 | 7.00 | 6.14 | 351.00 | 421.36 | 384.00 | 800.16 |
| SOCY | 2001-02 | 312.00 | 2,499.00 | 2,565.00 | 5,064.00 | 1.25 | 6.50 | 6.00 | 6.25 | 249.60 | 384.46 | 427.50 | 810.24 |
| SOCY | 2002-03 | 294.00 | 2,757.00 | 2,658.00 | 5,415.00 | 1.00 | 7.00 | 7.00 | 7.00 | 294.00 | 393.86 | 379.71 | 773.57 |
| SOCY | 2003-04 | 234.00 | 2,742.00 | 2,664.00 | 5,406.00 | 0.75 | 7.98 | 6.25 | 7.12 | 312.00 | 343.58 | 426.24 | 759.76 |
| SSCI | 1999-00 | 0.00 | 312.00 | 286.00 | 598.00 | 0.00 | 1.41 | 0.70 | 1.05 | | 221.94 | 408.20 | 567.79 |
| SSCI | 2000-01 | 0.00 | 291.00 | 254.00 | 545.00 | 0.00 | 0.77 | 1.14 | 0.95 | | 379.10 | 223.65 | 572.68 |
| SSCI | 2001-02 | 0.00 | 269.00 | 373.00 | 642.00 | 0.00 | 0.63 | 1.18 | 0.90 | | 429.39 | 315.21 | 709.47 |
| SSCI | 2002-03 | 0.00 | 246.00 | 402.00 | 648.00 | 0.00 | 0.79 | 1.20 | 0.99 | | 312.05 | 335.00 | 651.80 |
| SSCI | 2003-04 | 3.00 | 287.00 | 413.00 | 700.00 | 0.00 | 0.52 | 1.05 | 0.78 | | 556.87 | 393.33 | 894.35 |

FERRIS STATE UNIVERSITY

Student Credit Hours (SCH), Full Time Equated Faculty (FTEF) and SCH/FTEF Aggregated by Course Prefix within College and Department

| Prefix | Year | <u>Student Credit Hours</u> | | | | <u>Full Time Equated Faculty</u> | | | | <u>SCH/FTEF</u> | | | |
|---|---------|-----------------------------|----------|----------|--------------|----------------------------------|-------|--------|------------------|-----------------|--------|--------|------------------|
| | | Summer | Fall | Winter | F + W (a) | Summer | Fall | Winter | Avg F + W (b) | Summer | Fall | Winter | F + W (a / b) |
| College of I | | | | | | | | | | | | | |
| <u>Accountancy, Finance, Econ. & Statistics</u> | | | | | | | | | | | | | |
| ACCT | 2002-03 | 0.00 | 0.00 | 2,229.00 | 2,229.00 | 0.00 | 0.00 | 9.25 | 4.63 | | | 240.97 | 481.95 |
| ACCT | 2003-04 | 252.00 | 2,289.00 | 2,307.00 | 4,596.00 | 1.50 | 8.75 | 8.25 | 8.50 | 168.00 | 261.60 | 279.64 | 540.71 |
| ECON | 2002-03 | 0.00 | 0.00 | 1,734.00 | 1,734.00 | 0.00 | 0.00 | 4.00 | 2.00 | | | 433.50 | 867.00 |
| ECON | 2003-04 | 528.00 | 1,887.00 | 1,830.00 | 3,717.00 | 1.50 | 4.00 | 4.50 | 4.25 | 352.00 | 471.75 | 406.67 | 874.59 |
| FINC | 2002-03 | 0.00 | 0.00 | 873.00 | 873.00 | 0.00 | 0.00 | 3.50 | 1.75 | | | 249.43 | 498.86 |
| FINC | 2003-04 | 267.00 | 804.00 | 966.00 | 1,770.00 | 1.00 | 4.00 | 3.75 | 3.88 | 267.00 | 201.00 | 257.60 | 456.77 |
| STQM | 2002-03 | 0.00 | 0.00 | 978.00 | 978.00 | 0.00 | 0.00 | 3.75 | 1.88 | | | 260.80 | 521.60 |
| STQM | 2003-04 | 93.00 | 711.00 | 837.00 | 1,548.00 | 0.50 | 3.25 | 3.50 | 3.38 | 186.00 | 218.77 | 239.14 | 458.67 |
| <u>Accountancy/Computer Info Systems</u> | | | | | | | | | | | | | |
| ACCT | 1999-00 | 499.00 | 2,478.00 | 2,605.00 | 5,083.00 | 1.88 | 9.30 | 10.25 | 9.78 | 266.13 | 266.45 | 254.15 | 520.00 |
| CISM | 1999-00 | 933.00 | 51.00 | 183.00 | 234.00 | 7.28 | 0.18 | 1.25 | 0.72 | 128.15 | 280.50 | 146.40 | 326.86 |
| ISYS | 1999-00 | 1,096.00 | 5,246.00 | 4,752.00 | 9,998.00 | 3.83 | 20.57 | 18.08 | 19.33 | 285.91 | 255.05 | 262.78 | 517.34 |
| MISM | 1999-00 | 475.00 | 820.00 | 891.00 | 1,711.00 | 5.25 | 6.49 | 6.33 | 6.41 | 90.56 | 126.32 | 140.68 | 266.82 |
| <u>Accountancy/Econ/Applied Stats</u> | | | | | | | | | | | | | |
| ACCT | 2000-01 | 485.00 | 2,373.00 | 2,583.00 | 4,956.00 | 2.00 | 10.08 | 10.00 | 10.04 | 242.50 | 235.42 | 258.30 | 493.63 |
| ACCT | 2001-02 | 423.00 | 2,424.00 | 2,469.00 | 4,893.00 | 2.00 | 10.00 | 9.75 | 9.88 | 211.50 | 242.40 | 253.23 | 495.49 |
| ACCT | 2002-03 | 336.00 | 2,655.00 | 0.00 | 2,655.00 | 2.00 | 10.25 | 0.00 | 5.13 | 168.00 | 259.02 | | 518.05 |

FERRIS STATE UNIVERSITY

Student Credit Hours (SCH), Full Time Equated Faculty (FTEF) and SCH/FTEF Aggregated by Course Prefix within College and Department

| Prefix | Year | <u>Student Credit Hours</u> | | | | <u>Full Time Equated Faculty</u> | | | | <u>SCH/FTEF</u> | | | |
|---|---------|-----------------------------|----------|----------|--------------|----------------------------------|------|--------|------------------|-----------------|--------|--------|------------------|
| | | Summer | Fall | Winter | F + W (a) | Summer | Fall | Winter | Avg F + W (b) | Summer | Fall | Winter | F + W (a / b) |
| <u>College of Business</u> | | | | | | | | | | | | | |
| <u>Accountancy/Econ/Applied Stats</u> | | | | | | | | | | | | | |
| ECON | 2000-01 | 402.00 | 1,686.00 | 1,821.00 | 3,507.00 | 1.00 | 4.00 | 4.25 | 4.13 | 402.00 | 421.50 | 428.47 | 850.18 |
| ECON | 2001-02 | 444.00 | 1,572.00 | 1,752.00 | 3,324.00 | 1.25 | 4.00 | 4.00 | 4.00 | 355.20 | 393.00 | 438.00 | 831.00 |
| ECON | 2002-03 | 402.00 | 1,740.00 | 0.00 | 1,740.00 | 0.92 | 4.00 | 0.00 | 2.00 | 436.96 | 435.00 | | 870.00 |
| STQM | 2000-01 | 288.00 | 864.00 | 882.00 | 1,746.00 | 1.25 | 3.83 | 3.09 | 3.46 | 230.40 | 225.39 | 285.13 | 504.14 |
| STQM | 2001-02 | 249.00 | 900.00 | 1,050.00 | 1,950.00 | 1.50 | 3.50 | 4.00 | 3.75 | 166.00 | 257.14 | 262.50 | 520.00 |
| STQM | 2002-03 | 255.00 | 849.00 | 0.00 | 849.00 | 1.25 | 3.75 | 0.00 | 1.88 | 204.00 | 226.40 | | 452.80 |
| <u>College of Business Graduate Programs</u> | | | | | | | | | | | | | |
| MISM | 2002-03 | 0.00 | 0.00 | 759.00 | 759.00 | 0.00 | 0.00 | 7.25 | 3.62 | | | 104.69 | 209.38 |
| MISM | 2003-04 | 363.00 | 379.00 | 339.00 | 718.00 | 2.67 | 2.83 | 2.22 | 2.53 | 135.79 | 133.76 | 152.55 | 284.04 |
| MMBA | 2003-04 | 0.00 | 498.00 | 465.00 | 963.00 | 0.00 | 3.33 | 2.78 | 3.05 | | 149.70 | 167.27 | 315.39 |
| MTED | 2003-04 | 159.00 | 0.00 | 0.00 | 0.00 | 1.34 | 0.00 | 0.00 | 0.00 | 118.95 | | | |
| <u>Computer Information Systems Dept</u> | | | | | | | | | | | | | |
| CISM | 2000-01 | 687.00 | 87.00 | 81.00 | 168.00 | 5.81 | 0.50 | 0.50 | 0.50 | 118.31 | 174.00 | 162.00 | 336.00 |
| CISM | 2001-02 | 486.00 | 105.00 | 84.00 | 189.00 | 2.91 | 0.50 | 0.75 | 0.63 | 167.03 | 210.00 | 112.00 | 302.40 |
| CISM | 2002-03 | 210.00 | 0.00 | 0.00 | 0.00 | 0.95 | 0.00 | 0.00 | 0.00 | 220.42 | | | |
| CIST | 2002-03 | 0.00 | 57.00 | 39.00 | 96.00 | 0.00 | 0.67 | 0.67 | 0.67 | | 85.50 | 58.50 | 144.00 |
| CIST | 2003-04 | 0.00 | 3.00 | 0.00 | 3.00 | 0.00 | 0.00 | 0.00 | 0.00 | | | | |

FERRIS STATE UNIVERSITY

Student Credit Hours (SCH), Full Time Equated Faculty (FTEF) and SCH/FTEF Aggregated by Course Prefix within College and Department

| Prefix | Year | <u>Student Credit Hours</u> | | | | <u>Full Time Equated Faculty</u> | | | | <u>SCH/FTEF</u> | | | |
|---|---------|-----------------------------|----------|----------|--------------|----------------------------------|-------|--------|------------------|-----------------|--------|--------|------------------|
| | | Summer | Fall | Winter | F + W (a) | Summer | Fall | Winter | Avg F + W (b) | Summer | Fall | Winter | F + W (a / b) |
| <u>College of Business</u> | | | | | | | | | | | | | |
| <u>Computer Information Systems Dept</u> | | | | | | | | | | | | | |
| ISYS | 2000-01 | 939.00 | 4,989.00 | 4,968.00 | 9,957.00 | 3.67 | 19.75 | 18.90 | 19.32 | 256.09 | 252.61 | 262.86 | 515.24 |
| ISYS | 2001-02 | 882.00 | 4,743.00 | 4,895.00 | 9,638.00 | 3.81 | 19.00 | 18.61 | 18.80 | 231.70 | 249.63 | 263.05 | 512.55 |
| ISYS | 2002-03 | 822.00 | 4,278.00 | 4,079.00 | 8,357.00 | 4.05 | 18.77 | 17.23 | 18.00 | 203.19 | 227.98 | 236.69 | 464.30 |
| ISYS | 2003-04 | 789.00 | 3,902.00 | 3,810.00 | 7,712.00 | 4.00 | 15.92 | 14.63 | 15.27 | 197.25 | 245.15 | 260.46 | 504.97 |
| MISM | 2000-01 | 697.00 | 1,127.00 | 1,147.00 | 2,274.00 | 6.19 | 9.11 | 7.55 | 8.33 | 112.62 | 123.71 | 151.89 | 272.96 |
| MISM | 2001-02 | 521.00 | 1,177.00 | 1,111.00 | 2,288.00 | 5.11 | 8.33 | 7.92 | 8.12 | 101.96 | 141.30 | 140.34 | 281.66 |
| MISM | 2002-03 | 495.00 | 929.00 | 0.00 | 929.00 | 4.34 | 7.25 | 0.00 | 3.62 | 114.06 | 128.14 | | 256.28 |
| <u>Economics/Applied Statistics</u> | | | | | | | | | | | | | |
| ECON | 1999-00 | 381.00 | 1,485.00 | 1,698.00 | 3,183.00 | 1.50 | 4.25 | 4.25 | 4.25 | 254.00 | 349.41 | 399.53 | 748.94 |
| STQM | 1999-00 | 396.00 | 897.00 | 942.00 | 1,839.00 | 2.25 | 3.00 | 3.17 | 3.08 | 176.00 | 299.00 | 297.47 | 596.43 |
| <u>Management</u> | | | | | | | | | | | | | |
| BLAW | 1999-00 | 327.00 | 1,032.00 | 1,465.00 | 2,497.00 | 1.00 | 3.81 | 4.42 | 4.12 | 327.00 | 270.57 | 331.45 | 606.50 |
| BLAW | 2000-01 | 303.00 | 1,065.00 | 1,174.00 | 2,239.00 | 1.25 | 3.67 | 3.67 | 3.67 | 242.40 | 290.45 | 319.89 | 610.36 |
| BLAW | 2001-02 | 309.00 | 1,227.00 | 1,180.00 | 2,407.00 | 1.00 | 4.11 | 3.39 | 3.75 | 309.00 | 298.46 | 347.67 | 641.43 |
| BLAW | 2002-03 | 233.00 | 1,260.00 | 1,335.00 | 2,595.00 | 1.00 | 4.12 | 4.14 | 4.13 | 233.00 | 305.76 | 322.15 | 627.96 |
| BLAW | 2003-04 | 168.00 | 1,032.00 | 1,118.00 | 2,150.00 | 0.86 | 3.54 | 3.42 | 3.48 | 195.35 | 291.62 | 327.21 | 618.20 |
| BUSN | 1999-00 | 0.00 | 651.00 | 438.00 | 1,089.00 | 0.00 | 3.03 | 1.93 | 2.48 | | 214.54 | 227.11 | 438.86 |
| BUSN | 2000-01 | 30.00 | 729.00 | 435.00 | 1,164.00 | 0.25 | 2.00 | 1.25 | 1.63 | 120.00 | 364.50 | 348.00 | 716.31 |

FERRIS STATE UNIVERSITY

Student Credit Hours (SCH), Full Time Equated Faculty (FTEF) and SCH/FTEF Aggregated by Course Prefix within College and Department

| Prefix | Year | <u>Student Credit Hours</u> | | | | <u>Full Time Equated Faculty</u> | | | | <u>SCH/FTEF</u> | | | |
|-----------------------------------|---------|-----------------------------|--------|--------|--------------|----------------------------------|------|--------|------------------|-----------------|--------|--------|------------------|
| | | Summer | Fall | Winter | F + W (a) | Summer | Fall | Winter | Avg F + W (b) | Summer | Fall | Winter | F + W (a / b) |
| <u>College of Business</u> | | | | | | | | | | | | | |
| <u>Management</u> | | | | | | | | | | | | | |
| BUSN | 2001-02 | 24.00 | 657.00 | 354.00 | 1,011.00 | 0.25 | 2.17 | 1.00 | 1.58 | 96.00 | 303.23 | 354.00 | 638.53 |
| BUSN | 2002-03 | 0.00 | 666.00 | 447.00 | 1,113.00 | 0.00 | 3.00 | 1.52 | 2.26 | | 222.00 | 293.55 | 492.18 |
| BUSN | 2003-04 | 0.00 | 606.00 | 807.00 | 1,413.00 | 0.00 | 2.92 | 2.70 | 2.81 | | 207.77 | 298.89 | 503.15 |
| FINC | 1999-00 | 255.00 | 966.00 | 705.00 | 1,671.00 | 0.75 | 4.25 | 3.25 | 3.75 | 340.00 | 227.29 | 216.92 | 445.60 |
| FINC | 2000-01 | 228.00 | 978.00 | 786.00 | 1,764.00 | 0.75 | 3.50 | 2.88 | 3.19 | 304.00 | 279.43 | 273.39 | 553.41 |
| FINC | 2001-02 | 246.00 | 852.00 | 861.00 | 1,713.00 | 0.75 | 3.27 | 3.00 | 3.14 | 328.00 | 260.33 | 287.00 | 546.17 |
| FINC | 2002-03 | 366.00 | 885.00 | 0.00 | 885.00 | 1.50 | 3.92 | 0.00 | 1.96 | 244.00 | 225.96 | | 451.91 |
| HOMT | 2002-03 | 0.00 | 0.00 | 184.00 | 184.00 | 0.00 | 0.00 | 1.61 | 0.81 | | | 113.97 | 227.94 |
| HOMT | 2003-04 | 25.00 | 128.00 | 290.00 | 418.00 | 0.27 | 0.96 | 1.03 | 0.99 | 94.00 | 133.63 | 282.63 | 421.38 |
| INSR | 1999-00 | 0.00 | 42.00 | 32.00 | 74.00 | 0.00 | 0.33 | 0.40 | 0.37 | | 126.00 | 80.00 | 201.82 |
| INSR | 2000-01 | 0.00 | 45.00 | 36.00 | 81.00 | 0.00 | 0.25 | 0.25 | 0.25 | | 180.00 | 144.00 | 324.00 |
| INSR | 2001-02 | 0.00 | 60.00 | 0.00 | 60.00 | 0.00 | 0.25 | 0.00 | 0.13 | | 240.00 | | 480.00 |
| INSR | 2002-03 | 0.00 | 0.00 | 51.00 | 51.00 | 0.00 | 0.00 | 0.25 | 0.13 | | | 204.00 | 408.00 |
| INTB | 1999-00 | 93.00 | 294.00 | 330.00 | 624.00 | 0.50 | 2.00 | 2.52 | 2.26 | 186.00 | 147.00 | 130.99 | 276.15 |
| INTB | 2000-01 | 66.00 | 318.00 | 387.00 | 705.00 | 0.75 | 1.75 | 2.63 | 2.19 | 88.00 | 181.71 | 147.43 | 322.29 |
| INTB | 2001-02 | 75.00 | 285.00 | 309.00 | 594.00 | 0.75 | 1.64 | 1.88 | 1.76 | 100.00 | 173.63 | 164.80 | 337.84 |
| INTB | 2002-03 | 165.00 | 333.00 | 258.00 | 591.00 | 1.25 | 1.75 | 1.75 | 1.75 | 132.00 | 190.29 | 147.55 | 337.85 |
| INTB | 2003-04 | 57.00 | 348.00 | 381.00 | 729.00 | 0.50 | 2.17 | 1.75 | 1.96 | 114.00 | 160.62 | 217.71 | 372.26 |
| LLAW | 1999-00 | 0.00 | 186.00 | 172.00 | 358.00 | 0.00 | 0.92 | 1.34 | 1.13 | | 202.91 | 128.68 | 317.75 |
| LLAW | 2000-01 | 0.00 | 150.00 | 159.00 | 309.00 | 0.00 | 0.91 | 1.40 | 1.16 | | 164.23 | 113.79 | 267.46 |

FERRIS STATE UNIVERSITY

Student Credit Hours (SCH), Full Time Equated Faculty (FTEF) and SCH/FTEF Aggregated by Course Prefix within College and Department

| Prefix | Year | <u>Student Credit Hours</u> | | | | <u>Full Time Equated Faculty</u> | | | | <u>SCH/FTEF</u> | | | |
|-----------------------------------|---------|-----------------------------|----------|----------|--------------|----------------------------------|------|--------|------------------|-----------------|--------|--------|------------------|
| | | Summer | Fall | Winter | F + W (a) | Summer | Fall | Winter | Avg F + W (b) | Summer | Fall | Winter | F + W (a / b) |
| <u>College of Business</u> | | | | | | | | | | | | | |
| <u>Management</u> | | | | | | | | | | | | | |
| LLAW | 2001-02 | 0.00 | 247.00 | 268.00 | 515.00 | 0.00 | 0.81 | 1.25 | 1.03 | | 305.81 | 213.84 | 499.77 |
| LLAW | 2002-03 | 0.00 | 226.00 | 208.00 | 434.00 | 0.00 | 1.13 | 1.25 | 1.19 | | 200.16 | 165.97 | 364.34 |
| LLAW | 2003-04 | 0.00 | 265.00 | 264.00 | 529.00 | 0.00 | 1.13 | 1.25 | 1.19 | | 234.70 | 210.65 | 444.10 |
| MGMT | 1999-00 | 503.00 | 2,325.00 | 2,549.00 | 4,874.00 | 2.08 | 8.60 | 8.32 | 8.46 | 241.83 | 270.33 | 306.53 | 576.25 |
| MGMT | 2000-01 | 665.00 | 2,249.00 | 2,452.00 | 4,701.00 | 3.08 | 8.54 | 7.88 | 8.21 | 215.91 | 263.50 | 311.37 | 572.94 |
| MGMT | 2001-02 | 481.00 | 2,352.00 | 2,977.00 | 5,329.00 | 2.08 | 7.74 | 9.41 | 8.58 | 231.25 | 303.70 | 316.37 | 621.30 |
| MGMT | 2002-03 | 639.00 | 2,278.00 | 2,954.00 | 5,232.00 | 2.73 | 8.08 | 9.97 | 9.03 | 234.30 | 281.81 | 296.33 | 579.66 |
| MGMT | 2003-04 | 585.00 | 2,484.00 | 2,851.00 | 5,335.00 | 2.06 | 8.25 | 7.96 | 8.11 | 284.30 | 301.09 | 358.05 | 658.13 |
| REAL | 1999-00 | 0.00 | 72.00 | 123.00 | 195.00 | 0.00 | 0.50 | 0.50 | 0.50 | | 144.00 | 246.00 | 390.00 |
| REAL | 2000-01 | 0.00 | 63.00 | 96.00 | 159.00 | 0.00 | 0.25 | 0.27 | 0.26 | | 252.00 | 352.00 | 608.35 |
| REAL | 2001-02 | 0.00 | 69.00 | 114.00 | 183.00 | 0.00 | 0.25 | 0.50 | 0.38 | | 274.63 | 228.00 | 487.19 |
| REAL | 2002-03 | 0.00 | 30.00 | 123.00 | 153.00 | 0.00 | 0.25 | 0.77 | 0.51 | | 120.00 | 159.18 | 299.20 |
| REAL | 2003-04 | 6.00 | 75.00 | 168.00 | 243.00 | 0.00 | 0.25 | 0.50 | 0.38 | | 297.62 | 336.00 | 646.28 |
| RFIM | 2002-03 | 0.00 | 0.00 | 280.00 | 280.00 | 0.00 | 0.00 | 2.14 | 1.07 | | | 131.11 | 262.23 |
| RFIM | 2003-04 | 137.00 | 447.00 | 354.00 | 801.00 | 0.23 | 2.29 | 1.39 | 1.84 | 585.36 | 195.01 | 253.96 | 434.61 |
| <u>Marketing</u> | | | | | | | | | | | | | |
| ADVG | 1999-00 | 147.00 | 613.00 | 796.00 | 1,409.00 | 0.50 | 2.17 | 2.42 | 2.29 | 294.00 | 282.92 | 329.38 | 614.84 |
| ADVG | 2000-01 | 114.00 | 692.00 | 739.00 | 1,431.00 | 0.25 | 1.92 | 2.42 | 2.17 | 456.00 | 361.04 | 305.79 | 660.46 |
| ADVG | 2001-02 | 126.00 | 647.00 | 660.00 | 1,307.00 | 0.50 | 1.92 | 2.42 | 2.17 | 252.00 | 337.57 | 273.10 | 603.23 |

FERRIS STATE UNIVERSITY

Student Credit Hours (SCH), Full Time Equated Faculty (FTEF) and SCH/FTEF Aggregated by Course Prefix within College and Department

| Prefix | Year | Student Credit Hours | | | | Full Time Equated Faculty | | | | SCH/FTEF | | | |
|-----------------------------------|---------|----------------------|----------|----------|--------------|---------------------------|------|--------|------------------|----------|--------|--------|------------------|
| | | Summer | Fall | Winter | F + W (a) | Summer | Fall | Winter | Avg F + W (b) | Summer | Fall | Winter | F + W (a / b) |
| <u>College of Business</u> | | | | | | | | | | | | | |
| <u>Marketing</u> | | | | | | | | | | | | | |
| ADVG | 2002-03 | 120.00 | 665.00 | 597.00 | 1,262.00 | 0.50 | 1.92 | 2.00 | 1.96 | 240.00 | 346.96 | 298.50 | 644.43 |
| ADVG | 2003-04 | 126.00 | 671.00 | 705.00 | 1,376.00 | 0.50 | 2.17 | 2.17 | 2.17 | 252.00 | 309.69 | 324.88 | 634.59 |
| ECOM | 2000-01 | 0.00 | 0.00 | 24.00 | 24.00 | 0.00 | 0.00 | 0.25 | 0.13 | | | 96.00 | 192.00 |
| ECOM | 2001-02 | 33.00 | 21.00 | 30.00 | 51.00 | 0.25 | 0.25 | 0.33 | 0.29 | 132.00 | 84.00 | 90.00 | 174.86 |
| ECOM | 2002-03 | 99.00 | 33.00 | 111.00 | 144.00 | 0.50 | 0.25 | 0.50 | 0.38 | 198.00 | 132.00 | 222.00 | 384.00 |
| ECOM | 2003-04 | 117.00 | 0.00 | 141.00 | 141.00 | 0.50 | 0.00 | 0.50 | 0.25 | 234.00 | | 282.00 | 564.00 |
| FSMT | 1999-00 | 44.00 | 361.00 | 307.00 | 668.00 | 0.28 | 2.34 | 2.02 | 2.18 | 157.47 | 154.44 | 151.60 | 306.25 |
| FSMT | 2000-01 | 32.00 | 313.00 | 0.00 | 313.00 | 0.59 | 2.24 | 0.00 | 1.12 | 53.81 | 139.66 | | 279.32 |
| HOMT | 2000-01 | 0.00 | 0.00 | 139.00 | 139.00 | 0.00 | 0.00 | 1.76 | 0.88 | | | 78.99 | 157.99 |
| HOMT | 2001-02 | 21.00 | 65.00 | 187.00 | 252.00 | 0.23 | 0.99 | 1.95 | 1.47 | 89.57 | 65.77 | 95.98 | 171.62 |
| HOMT | 2002-03 | 26.00 | 80.00 | 0.00 | 80.00 | 0.27 | 0.98 | 0.00 | 0.49 | 95.50 | 81.66 | | 163.32 |
| HSMT | 1999-00 | 30.00 | 98.00 | 205.00 | 303.00 | 0.22 | 0.91 | 1.88 | 1.39 | 136.00 | 107.39 | 109.33 | 217.39 |
| HSMT | 2000-01 | 28.00 | 101.00 | 0.00 | 101.00 | 0.91 | 1.01 | 0.00 | 0.50 | 30.93 | 100.11 | | 200.22 |
| MIMG | 1999-00 | 6.00 | 57.00 | 2.00 | 59.00 | 0.00 | 0.75 | 0.17 | 0.46 | | 76.00 | 12.00 | 128.73 |
| MIMG | 2000-01 | 12.00 | 81.00 | 4.00 | 85.00 | 0.00 | 0.75 | 0.33 | 0.54 | | 108.00 | 12.00 | 156.92 |
| MIMG | 2001-02 | 2.00 | 85.00 | 4.00 | 89.00 | 0.00 | 0.88 | 0.33 | 0.60 | | 97.14 | 12.00 | 147.31 |
| MIMG | 2002-03 | 12.00 | 110.00 | 17.00 | 127.00 | 0.20 | 0.63 | 0.40 | 0.51 | 60.00 | 176.00 | 42.50 | 247.80 |
| MIMG | 2003-04 | 52.00 | 124.00 | 5.00 | 129.00 | 1.00 | 0.75 | 0.33 | 0.54 | 52.00 | 165.33 | 15.00 | 238.15 |
| MKTG | 1999-00 | 723.00 | 2,061.00 | 2,163.00 | 4,224.00 | 2.75 | 8.50 | 7.50 | 8.00 | 262.91 | 242.47 | 288.40 | 528.00 |

FERRIS STATE UNIVERSITY

Student Credit Hours (SCH), Full Time Equated Faculty (FTEF) and SCH/FTEF Aggregated by Course Prefix within College and Department

| Prefix | Year | Student Credit Hours | | | | Full Time Equated Faculty | | | | SCH/FTEF | | | |
|-----------------------------------|---------|----------------------|----------|----------|--------------|---------------------------|------|--------|------------------|----------|--------|--------|------------------|
| | | Summer | Fall | Winter | F + W (a) | Summer | Fall | Winter | Avg F + W (b) | Summer | Fall | Winter | F + W (a / b) |
| <u>College of Business</u> | | | | | | | | | | | | | |
| <u>Marketing</u> | | | | | | | | | | | | | |
| MKTG | 2000-01 | 789.00 | 1,980.00 | 1,917.00 | 3,897.00 | 3.00 | 8.00 | 7.00 | 7.50 | 263.00 | 247.50 | 273.86 | 519.60 |
| MKTG | 2001-02 | 780.00 | 2,061.00 | 1,962.00 | 4,023.00 | 3.42 | 7.50 | 6.25 | 6.88 | 228.29 | 274.80 | 313.92 | 585.16 |
| MKTG | 2002-03 | 624.00 | 1,923.00 | 2,073.00 | 3,996.00 | 2.44 | 7.25 | 6.75 | 7.00 | 255.45 | 265.24 | 307.11 | 570.86 |
| MKTG | 2003-04 | 499.00 | 1,833.00 | 2,013.00 | 3,846.00 | 1.44 | 6.17 | 5.95 | 6.06 | 345.97 | 297.24 | 338.32 | 634.83 |
| PGMG | 1999-00 | 300.00 | 307.00 | 149.00 | 456.00 | 0.88 | 0.88 | 0.88 | 0.88 | 340.91 | 348.86 | 169.32 | 518.18 |
| PGMG | 2000-01 | 264.00 | 326.00 | 169.00 | 495.00 | 0.88 | 0.88 | 0.88 | 0.88 | 300.00 | 370.45 | 192.05 | 562.50 |
| PGMG | 2001-02 | 242.00 | 330.00 | 186.00 | 516.00 | 0.88 | 0.88 | 0.88 | 0.88 | 275.00 | 375.00 | 211.36 | 586.36 |
| PGMG | 2002-03 | 248.00 | 246.00 | 170.00 | 416.00 | 0.88 | 0.88 | 0.88 | 0.88 | 281.82 | 279.55 | 193.18 | 472.73 |
| PGMG | 2003-04 | 292.00 | 288.00 | 161.00 | 449.00 | 0.95 | 0.88 | 0.88 | 0.88 | 306.08 | 327.27 | 182.95 | 510.23 |
| PREL | 1999-00 | 6.00 | 129.00 | 171.00 | 300.00 | 0.00 | 0.77 | 0.75 | 0.76 | | 167.70 | 228.00 | 394.94 |
| PREL | 2000-01 | 9.00 | 232.00 | 177.00 | 409.00 | 0.00 | 1.00 | 1.00 | 1.00 | | 232.00 | 177.00 | 409.00 |
| PREL | 2001-02 | 18.00 | 260.00 | 303.00 | 563.00 | 0.00 | 1.00 | 1.50 | 1.25 | | 260.00 | 202.00 | 450.40 |
| PREL | 2002-03 | 33.00 | 376.00 | 370.00 | 746.00 | 0.00 | 1.25 | 1.75 | 1.50 | | 300.80 | 211.43 | 497.33 |
| PREL | 2003-04 | 30.00 | 316.00 | 297.00 | 613.00 | 0.00 | 1.25 | 1.25 | 1.25 | | 252.80 | 237.60 | 490.40 |
| PTMG | 1999-00 | 52.00 | 142.00 | 66.00 | 208.00 | 0.20 | 0.20 | 0.20 | 0.20 | 253.66 | 692.68 | 321.95 | 1,014.63 |
| PTMG | 2000-01 | 58.00 | 139.00 | 90.00 | 229.00 | 0.20 | 0.20 | 0.20 | 0.20 | 282.93 | 678.05 | 439.02 | 1,117.07 |
| PTMG | 2001-02 | 68.00 | 189.00 | 88.00 | 277.00 | 0.20 | 0.21 | 0.20 | 0.21 | 331.71 | 921.95 | 429.27 | 1,351.22 |
| PTMG | 2002-03 | 50.00 | 132.00 | 62.00 | 194.00 | 0.20 | 0.20 | 0.20 | 0.20 | 243.90 | 643.90 | 302.44 | 946.34 |
| PTMG | 2003-04 | 40.00 | 128.00 | 52.00 | 180.00 | 0.20 | 0.67 | 0.50 | 0.58 | 195.12 | 191.04 | 104.00 | 307.69 |
| RETG | 1999-00 | 216.00 | 573.00 | 636.00 | 1,209.00 | 0.75 | 2.25 | 2.00 | 2.13 | 288.00 | 254.67 | 318.00 | 568.94 |

FERRIS STATE UNIVERSITY

Student Credit Hours (SCH), Full Time Equated Faculty (FTEF) and SCH/FTEF Aggregated by Course Prefix within College and Department

| Prefix | Year | <u>Student Credit Hours</u> | | | | <u>Full Time Equated Faculty</u> | | | | <u>SCH/FTEF</u> | | | |
|----------------------------|---------|-----------------------------|----------|----------|--------------|----------------------------------|------|--------|------------------|-----------------|--------|--------|------------------|
| | | Summer | Fall | Winter | F + W (a) | Summer | Fall | Winter | Avg F + W (b) | Summer | Fall | Winter | F + W (a / b) |
| <u>College of Business</u> | | | | | | | | | | | | | |
| <u>Marketing</u> | | | | | | | | | | | | | |
| RETG | 2000-01 | 237.00 | 477.00 | 426.00 | 903.00 | 0.75 | 1.75 | 1.50 | 1.63 | 316.00 | 272.57 | 284.00 | 555.69 |
| RETG | 2001-02 | 306.00 | 485.00 | 501.00 | 986.00 | 0.83 | 1.75 | 1.50 | 1.63 | 367.20 | 277.14 | 334.00 | 606.77 |
| RETG | 2002-03 | 261.00 | 498.00 | 501.00 | 999.00 | 1.00 | 1.75 | 1.75 | 1.75 | 261.00 | 284.57 | 286.29 | 570.86 |
| RETG | 2003-04 | 177.00 | 528.00 | 534.00 | 1,062.00 | 0.75 | 2.00 | 1.50 | 1.75 | 236.00 | 264.00 | 356.00 | 606.86 |
| RFIM | 2000-01 | 0.00 | 0.00 | 318.00 | 318.00 | 0.00 | 0.00 | 2.08 | 1.04 | | | 152.91 | 305.82 |
| RFIM | 2001-02 | 43.00 | 324.00 | 280.00 | 604.00 | 0.27 | 2.43 | 1.63 | 2.03 | 161.93 | 133.24 | 172.03 | 297.58 |
| RFIM | 2002-03 | 35.00 | 352.00 | 0.00 | 352.00 | 1.23 | 2.27 | 0.00 | 1.14 | 28.51 | 155.04 | | 310.09 |
| VISC | 1999-00 | 0.00 | 1,501.00 | 1,198.00 | 2,699.00 | 0.00 | 7.92 | 7.33 | 7.63 | | 189.52 | 163.44 | 353.97 |
| VISC | 2000-01 | 0.00 | 1,640.00 | 1,241.00 | 2,881.00 | 0.00 | 6.00 | 6.73 | 6.36 | | 273.33 | 184.40 | 452.63 |
| VISC | 2001-02 | 0.00 | 844.00 | 768.00 | 1,612.00 | 0.00 | 7.34 | 5.20 | 6.27 | | 114.93 | 147.58 | 256.94 |
| VISC | 2002-03 | 0.00 | 247.00 | 250.00 | 497.00 | 0.00 | 2.08 | 1.82 | 1.95 | | 118.73 | 137.25 | 254.75 |
| VISC | 2003-04 | 0.00 | 30.00 | 15.00 | 45.00 | 0.00 | 0.25 | 0.00 | 0.13 | | 120.00 | | 360.00 |
| VISD | 2001-02 | 0.00 | 501.00 | 429.00 | 930.00 | 0.00 | 3.67 | 2.62 | 3.14 | | 136.64 | 163.57 | 295.74 |
| VISD | 2002-03 | 0.00 | 867.00 | 765.00 | 1,632.00 | 0.00 | 4.96 | 4.93 | 4.95 | | 174.72 | 155.22 | 330.01 |
| VISD | 2003-04 | 0.00 | 1,179.00 | 1,068.00 | 2,247.00 | 0.00 | 7.00 | 6.25 | 6.63 | | 168.43 | 170.88 | 339.17 |

FERRIS STATE UNIVERSITY

Student Credit Hours (SCH), Full Time Equated Faculty (FTEF) and SCH/FTEF Aggregated by Course Prefix within College and Department

| Prefix | Year | <u>Student Credit Hours</u> | | | | <u>Full Time Equated Faculty</u> | | | | <u>SCH/FTEF</u> | | | |
|--|---------|-----------------------------|----------|----------|--------------|----------------------------------|-------|--------|------------------|-----------------|--------|--------|------------------|
| | | Summer | Fall | Winter | F + W (a) | Summer | Fall | Winter | Avg F + W (b) | Summer | Fall | Winter | F + W (a / b) |
| <u>College of Education</u> | | | | | | | | | | | | | |
| <u>Child Development</u> | | | | | | | | | | | | | |
| EDCD | 1999-00 | 63.00 | 384.00 | 406.00 | 790.00 | 0.48 | 2.06 | 2.09 | 2.07 | 131.25 | 186.66 | 194.26 | 380.98 |
| EDCD | 2000-01 | 19.00 | 365.00 | 0.00 | 365.00 | 0.25 | 1.50 | 0.00 | 0.75 | 76.00 | 242.53 | | 485.07 |
| <u>Criminal Justice</u> | | | | | | | | | | | | | |
| CRIM | 1999-00 | 1,239.00 | 2,963.00 | 3,122.00 | 6,085.00 | 8.35 | 12.33 | 12.62 | 12.47 | 148.38 | 240.25 | 247.48 | 487.81 |
| CRIM | 2000-01 | 1,280.00 | 3,141.00 | 0.00 | 3,141.00 | 9.34 | 13.31 | 0.00 | 6.66 | 137.04 | 235.99 | | 471.98 |
| MSCI | 1999-00 | 6.00 | 37.00 | 41.00 | 78.00 | 0.00 | 0.00 | 0.00 | 0.00 | | | | |
| MSCI | 2000-01 | 0.00 | 53.00 | 0.00 | 53.00 | 0.00 | 0.00 | 0.00 | 0.00 | | | | |
| <u>Leisure Studies and Wellness</u> | | | | | | | | | | | | | |
| HLTH | 1999-00 | 34.00 | 360.00 | 342.00 | 702.00 | 0.32 | 1.40 | 1.34 | 1.37 | 107.11 | 257.00 | 255.86 | 512.89 |
| HLTH | 2000-01 | 48.00 | 287.00 | 0.00 | 287.00 | 0.34 | 1.39 | 0.00 | 0.70 | 142.86 | 206.32 | | 412.65 |
| PHED | 1999-00 | 213.00 | 727.00 | 645.00 | 1,372.00 | 1.16 | 2.18 | 2.40 | 2.29 | 183.22 | 333.60 | 268.72 | 599.19 |
| PHED | 2000-01 | 154.00 | 615.00 | 0.00 | 615.00 | 0.81 | 1.58 | 0.00 | 0.79 | 189.19 | 390.06 | | 780.13 |
| RMLS | 1999-00 | 113.00 | 708.00 | 464.00 | 1,172.00 | 0.75 | 3.24 | 3.25 | 3.25 | 150.67 | 218.52 | 142.63 | 361.00 |
| RMLS | 2000-01 | 96.00 | 509.00 | 0.00 | 509.00 | 0.51 | 3.02 | 0.00 | 1.51 | 188.24 | 168.41 | | 336.83 |
| <u>Occupational Education</u> | | | | | | | | | | | | | |
| EDUC | 1999-00 | 1,382.00 | 2,516.00 | 2,400.00 | 4,916.00 | 6.94 | 10.16 | 12.00 | 11.08 | 199.23 | 247.67 | 200.00 | 443.70 |
| EDUC | 2000-01 | 1,515.00 | 3,225.00 | 0.00 | 3,225.00 | 8.71 | 13.06 | 0.00 | 6.53 | 173.94 | 246.88 | | 493.75 |

FERRIS STATE UNIVERSITY

Student Credit Hours (SCH), Full Time Equated Faculty (FTEF) and SCH/FTEF Aggregated by Course Prefix within College and Department

| Prefix | Year | <u>Student Credit Hours</u> | | | | <u>Full Time Equated Faculty</u> | | | | <u>SCH/FTEF</u> | | | |
|------------------------------|---------|-----------------------------|--------|--------|--------------|----------------------------------|------|--------|------------------|-----------------|--------|--------|------------------|
| | | Summer | Fall | Winter | F + W (a) | Summer | Fall | Winter | Avg F + W (b) | Summer | Fall | Winter | F + W (a / b) |
| <u>College of Education</u> | | | | | | | | | | | | | |
| <u>Television Production</u> | | | | | | | | | | | | | |
| TVPR | 1999-00 | 84.00 | 453.00 | 404.00 | 857.00 | 0.75 | 3.08 | 3.25 | 3.16 | 112.00 | 147.22 | 124.31 | 270.90 |
| TVPR | 2000-01 | 76.00 | 471.00 | 0.00 | 471.00 | 0.55 | 3.33 | 0.00 | 1.66 | 138.18 | 141.44 | | 282.88 |

FERRIS STATE UNIVERSITY

Student Credit Hours (SCH), Full Time Equated Faculty (FTEF) and SCH/FTEF Aggregated by Course Prefix within College and Department

| Prefix | Year | <u>Student Credit Hours</u> | | | | <u>Full Time Equated Faculty</u> | | | | <u>SCH/FTEF</u> | | | |
|---|---------|-----------------------------|----------|----------|--------------|----------------------------------|-------|--------|------------------|-----------------|--------|--------|------------------|
| | | Summer | Fall | Winter | F + W (a) | Summer | Fall | Winter | Avg F + W (b) | Summer | Fall | Winter | F + W (a / b) |
| <u>College of Education & Human Serv</u> | | | | | | | | | | | | | |
| <u>Criminal Justice</u> | | | | | | | | | | | | | |
| CRIM | 2000-01 | 0.00 | 0.00 | 3,060.00 | 3,060.00 | 0.00 | 0.00 | 13.15 | 6.58 | | | 232.70 | 465.40 |
| CRIM | 2001-02 | 1,471.00 | 3,329.00 | 3,324.00 | 6,653.00 | 9.29 | 13.47 | 14.51 | 13.99 | 158.34 | 247.18 | 229.08 | 475.59 |
| CRIM | 2002-03 | 1,318.00 | 3,080.00 | 3,462.00 | 6,542.00 | 9.57 | 15.30 | 16.43 | 15.86 | 137.72 | 201.35 | 210.71 | 412.40 |
| CRIM | 2003-04 | 1,329.00 | 3,761.00 | 3,675.00 | 7,436.00 | 9.54 | 16.67 | 15.98 | 16.33 | 139.31 | 225.67 | 229.91 | 455.49 |
| MSCI | 2000-01 | 0.00 | 0.00 | 33.00 | 33.00 | 0.00 | 0.00 | 0.00 | 0.00 | | | | |
| MSCI | 2001-02 | 0.00 | 54.00 | 36.00 | 90.00 | 0.00 | 0.00 | 0.00 | 0.00 | | | | |
| MSCI | 2002-03 | 0.00 | 43.00 | 46.00 | 89.00 | 0.00 | 0.00 | 0.00 | 0.00 | | | | |
| MSCI | 2003-04 | 0.00 | 28.00 | 28.00 | 56.00 | 0.00 | 0.00 | 0.00 | 0.00 | | | | |
| <u>Leisure Studies and Wellness</u> | | | | | | | | | | | | | |
| HLTH | 2000-01 | 0.00 | 0.00 | 262.00 | 262.00 | 0.00 | 0.00 | 0.97 | 0.49 | | | 269.49 | 538.97 |
| HLTH | 2001-02 | 49.00 | 358.00 | 322.00 | 680.00 | 0.08 | 1.48 | 0.95 | 1.22 | 583.33 | 241.49 | 338.95 | 559.11 |
| HLTH | 2002-03 | 26.00 | 380.00 | 413.00 | 793.00 | 0.12 | 1.30 | 1.33 | 1.32 | 216.67 | 292.31 | 309.75 | 602.28 |
| HLTH | 2003-04 | 45.00 | 361.00 | 339.00 | 700.00 | 0.25 | 1.15 | 1.11 | 1.13 | 181.82 | 313.44 | 306.06 | 619.65 |
| PHED | 2000-01 | 0.00 | 0.00 | 545.00 | 545.00 | 0.00 | 0.00 | 1.88 | 0.94 | | | 290.46 | 580.92 |
| PHED | 2001-02 | 132.00 | 642.00 | 715.00 | 1,357.00 | 0.99 | 2.25 | 2.35 | 2.30 | 133.87 | 284.78 | 304.28 | 589.47 |
| PHED | 2002-03 | 200.00 | 533.00 | 662.00 | 1,195.00 | 1.29 | 2.49 | 2.46 | 2.48 | 155.04 | 214.06 | 268.87 | 482.62 |
| PHED | 2003-04 | 70.00 | 413.00 | 513.00 | 926.00 | 0.44 | 1.55 | 1.73 | 1.64 | 157.44 | 267.16 | 297.27 | 566.09 |
| RMLS | 2000-01 | 0.00 | 0.00 | 562.00 | 562.00 | 0.00 | 0.00 | 3.12 | 1.56 | | | 180.29 | 360.59 |
| RMLS | 2001-02 | 111.00 | 541.00 | 414.00 | 955.00 | 0.69 | 2.59 | 2.60 | 2.60 | 160.87 | 208.74 | 159.22 | 367.88 |

FERRIS STATE UNIVERSITY

Student Credit Hours (SCH), Full Time Equated Faculty (FTEF) and SCH/FTEF Aggregated by Course Prefix within College and Department

| Prefix | Year | <u>Student Credit Hours</u> | | | | <u>Full Time Equated Faculty</u> | | | | <u>SCH/FTEF</u> | | | |
|---|---------|-----------------------------|----------|----------|--------------|----------------------------------|-------|--------|------------------|-----------------|--------|--------|------------------|
| | | Summer | Fall | Winter | F + W (a) | Summer | Fall | Winter | Avg F + W (b) | Summer | Fall | Winter | F + W (a / b) |
| <u>College of Education & Human Serv</u> | | | | | | | | | | | | | |
| <u>Leisure Studies and Wellness</u> | | | | | | | | | | | | | |
| RMLS | 2002-03 | 69.00 | 432.00 | 461.00 | 893.00 | 0.50 | 2.21 | 2.66 | 2.43 | 138.00 | 195.92 | 173.30 | 367.11 |
| RMLS | 2003-04 | 78.00 | 474.00 | 432.00 | 906.00 | 0.46 | 2.35 | 2.17 | 2.26 | 170.65 | 201.78 | 199.38 | 401.26 |
| <u>School of Education</u> | | | | | | | | | | | | | |
| ECTE | 2001-02 | 0.00 | 0.00 | 239.00 | 239.00 | 0.00 | 0.00 | 1.78 | 0.89 | | | 134.46 | 268.91 |
| ECTE | 2002-03 | 423.00 | 265.00 | 356.00 | 621.00 | 3.29 | 1.81 | 2.11 | 1.96 | 128.64 | 146.47 | 168.76 | 316.94 |
| ECTE | 2003-04 | 189.00 | 267.00 | 220.00 | 487.00 | 1.54 | 1.92 | 1.53 | 1.72 | 122.83 | 139.07 | 144.14 | 282.62 |
| EDCD | 2000-01 | 0.00 | 0.00 | 490.00 | 490.00 | 0.00 | 0.00 | 2.82 | 1.41 | | | 173.83 | 347.67 |
| EDCD | 2001-02 | 42.00 | 324.00 | 395.00 | 719.00 | 0.41 | 2.42 | 2.41 | 2.42 | 101.61 | 133.88 | 163.80 | 297.63 |
| EDCD | 2002-03 | 52.00 | 323.00 | 500.00 | 823.00 | 0.52 | 1.67 | 2.63 | 2.15 | 100.94 | 193.80 | 190.11 | 383.09 |
| EDCD | 2003-04 | 127.00 | 400.00 | 494.00 | 894.00 | 0.55 | 1.69 | 2.39 | 2.04 | 229.36 | 237.39 | 206.69 | 438.77 |
| EDLA | 2002-03 | 0.00 | 0.00 | 226.00 | 226.00 | 0.00 | 0.00 | 0.59 | 0.30 | | | 382.15 | 764.30 |
| EDLA | 2003-04 | 114.00 | 440.00 | 367.00 | 807.00 | 0.50 | 1.43 | 1.77 | 1.60 | 228.00 | 308.51 | 206.86 | 504.32 |
| EDPH | 2003-04 | 90.00 | 0.00 | 24.00 | 24.00 | 0.33 | 0.00 | 0.25 | 0.13 | 271.08 | | 96.00 | 192.00 |
| EDUC | 2000-01 | 0.00 | 0.00 | 2,579.00 | 2,579.00 | 0.00 | 0.00 | 12.75 | 6.38 | | | 202.23 | 404.47 |
| EDUC | 2001-02 | 1,765.00 | 3,397.00 | 3,059.00 | 6,456.00 | 8.38 | 14.87 | 16.34 | 15.60 | 210.73 | 228.45 | 187.27 | 413.78 |
| EDUC | 2002-03 | 1,394.00 | 4,046.00 | 3,643.00 | 7,689.00 | 8.51 | 19.65 | 17.69 | 18.67 | 163.84 | 205.92 | 205.94 | 411.85 |
| EDUC | 2003-04 | 1,875.00 | 4,451.00 | 4,711.00 | 9,162.00 | 6.55 | 21.62 | 24.29 | 22.95 | 286.45 | 205.88 | 193.98 | 399.17 |
| ERLA | 2002-03 | 0.00 | 3.00 | 0.00 | 3.00 | 0.00 | 0.00 | 0.00 | 0.00 | | | | |
| ERLA | 2003-04 | 0.00 | 3.00 | 36.00 | 39.00 | 0.00 | 0.00 | 0.20 | 0.10 | | | 180.00 | 390.00 |

FERRIS STATE UNIVERSITY

Student Credit Hours (SCH), Full Time Equated Faculty (FTEF) and SCH/FTEF Aggregated by Course Prefix within College and Department

| Prefix | Year | <u>Student Credit Hours</u> | | | | <u>Full Time Equated Faculty</u> | | | | <u>SCH/FTEF</u> | | | |
|---|---------|-----------------------------|--------|--------|--------------|----------------------------------|------|--------|------------------|-----------------|--------|--------|------------------|
| | | Summer | Fall | Winter | F + W (a) | Summer | Fall | Winter | Avg F + W (b) | Summer | Fall | Winter | F + W (a / b) |
| <u>College of Education & Human Serv</u> | | | | | | | | | | | | | |
| <u>School of Education</u> | | | | | | | | | | | | | |
| ESPN | 2003-04 | 0.00 | 0.00 | 42.00 | 42.00 | 0.00 | 0.00 | 0.38 | 0.19 | | | 112.00 | 224.00 |
| <u>Television Production</u> | | | | | | | | | | | | | |
| TVPR | 2000-01 | 0.00 | 0.00 | 496.00 | 496.00 | 0.00 | 0.00 | 3.84 | 1.92 | | | 129.17 | 258.33 |
| TVPR | 2001-02 | 42.00 | 573.00 | 458.00 | 1,031.00 | 0.15 | 4.16 | 3.42 | 3.79 | 280.00 | 137.74 | 133.92 | 272.03 |
| TVPR | 2002-03 | 222.00 | 801.00 | 490.00 | 1,291.00 | 2.11 | 4.42 | 3.67 | 4.04 | 105.03 | 181.22 | 133.51 | 319.16 |
| TVPR | 2003-04 | 225.00 | 869.00 | 696.00 | 1,565.00 | 2.00 | 4.99 | 3.84 | 4.42 | 112.50 | 174.15 | 181.25 | 354.47 |

FERRIS STATE UNIVERSITY

Student Credit Hours (SCH), Full Time Equated Faculty (FTEF) and SCH/FTEF Aggregated by Course Prefix within College and Department

| Prefix | Year | <u>Student Credit Hours</u> | | | | <u>Full Time Equated Faculty</u> | | | | <u>SCH/FTEF</u> | | | |
|-----------------------------|---------|-----------------------------|----------|----------|--------------|----------------------------------|-------|--------|------------------|-----------------|--------|--------|------------------|
| | | Summer | Fall | Winter | F + W (a) | Summer | Fall | Winter | Avg F + W (b) | Summer | Fall | Winter | F + W (a / b) |
| <u>College of Optometry</u> | | | | | | | | | | | | | |
| <u>Optometry</u> | | | | | | | | | | | | | |
| OPTM | 1999-00 | 364.00 | 2,105.00 | 2,417.00 | 4,522.00 | 0.08 | 20.94 | 22.33 | 21.64 | 4,550.00 | 100.54 | 108.22 | 209.00 |
| OPTM | 2000-01 | 406.00 | 2,362.00 | 2,382.00 | 4,744.00 | 2.00 | 20.66 | 21.72 | 21.19 | 203.00 | 114.35 | 109.67 | 223.90 |
| OPTM | 2001-02 | 443.00 | 2,357.00 | 2,396.00 | 4,753.00 | 13.25 | 20.66 | 20.25 | 20.45 | 33.43 | 114.11 | 118.32 | 232.39 |
| OPTM | 2002-03 | 405.00 | 2,295.00 | 2,362.00 | 4,657.00 | 11.00 | 19.17 | 20.30 | 19.73 | 36.82 | 119.74 | 116.37 | 236.01 |
| OPTM | 2003-04 | 416.00 | 2,362.00 | 2,403.00 | 4,765.00 | 10.00 | 18.65 | 19.30 | 18.98 | 41.60 | 126.65 | 124.49 | 251.10 |

FERRIS STATE UNIVERSITY

Student Credit Hours (SCH), Full Time Equated Faculty (FTEF) and SCH/FTEF Aggregated by Course Prefix within College and Department

| Prefix | Year | <u>Student Credit Hours</u> | | | | <u>Full Time Equated Faculty</u> | | | | <u>SCH/FTEF</u> | | | |
|----------------------------|---------|-----------------------------|----------|----------|--------------|----------------------------------|------|--------|------------------|-----------------|--------|--------|------------------|
| | | Summer | Fall | Winter | F + W (a) | Summer | Fall | Winter | Avg F + W (b) | Summer | Fall | Winter | F + W (a / b) |
| <u>College of Pharmacy</u> | | | | | | | | | | | | | |
| <u>Pharmacy</u> | | | | | | | | | | | | | |
| PHAD | 1999-00 | 306.00 | 446.00 | 636.00 | 1,082.00 | 2.00 | 2.25 | 3.32 | 2.79 | 153.00 | 198.22 | 191.37 | 388.28 |
| PHAD | 2000-01 | 332.00 | 546.00 | 576.00 | 1,122.00 | 2.00 | 2.21 | 2.91 | 2.56 | 166.00 | 246.96 | 197.71 | 437.92 |
| PHAD | 2001-02 | 96.00 | 571.00 | 446.00 | 1,017.00 | 2.00 | 3.04 | 2.57 | 2.80 | 48.00 | 187.93 | 173.62 | 362.74 |
| PHAD | 2002-03 | 193.00 | 737.00 | 812.00 | 1,549.00 | 2.00 | 2.43 | 2.48 | 2.46 | 96.50 | 303.01 | 327.46 | 630.71 |
| PHAD | 2003-04 | 160.00 | 795.00 | 787.00 | 1,582.00 | 2.00 | 2.11 | 2.90 | 2.50 | 80.00 | 377.66 | 271.55 | 632.39 |
| PHAR | 1999-00 | 68.00 | 1,668.00 | 730.00 | 2,398.00 | 2.00 | 3.35 | 3.32 | 3.33 | 34.00 | 498.38 | 219.90 | 719.42 |
| PHAR | 2000-01 | 162.00 | 976.00 | 486.00 | 1,462.00 | 2.73 | 1.95 | 1.82 | 1.89 | 59.40 | 500.16 | 266.42 | 774.45 |
| PHAR | 2001-02 | 109.00 | 726.00 | 490.00 | 1,216.00 | 2.78 | 1.87 | 1.82 | 1.85 | 39.19 | 388.95 | 268.61 | 658.95 |
| PHAR | 2002-03 | 108.00 | 711.00 | 490.00 | 1,201.00 | 2.78 | 1.70 | 1.82 | 1.76 | 38.83 | 418.01 | 268.61 | 681.40 |
| PHAR | 2003-04 | 123.00 | 744.00 | 532.00 | 1,276.00 | 2.00 | 1.98 | 1.72 | 1.85 | 61.50 | 375.68 | 309.09 | 689.44 |
| PHCG | 1999-00 | 28.00 | 0.00 | 44.00 | 44.00 | 0.96 | 0.00 | 0.35 | 0.17 | 29.26 | | 127.38 | 254.76 |
| PHCG | 2000-01 | 20.00 | 0.00 | 42.00 | 42.00 | 0.96 | 0.00 | 0.33 | 0.16 | 20.90 | | 128.94 | 257.88 |
| PHCG | 2001-02 | 4.00 | 0.00 | 46.00 | 46.00 | 0.96 | 0.00 | 0.31 | 0.16 | 4.18 | | 147.66 | 295.32 |
| PHCG | 2002-03 | 6.00 | 0.00 | 2.00 | 2.00 | 1.00 | 0.00 | 0.30 | 0.15 | 6.00 | | 6.77 | 13.54 |
| PHCG | 2003-04 | 0.00 | 20.00 | 20.00 | 40.00 | 0.00 | 0.32 | 0.30 | 0.31 | | 62.70 | 67.10 | 129.65 |
| PHCH | 1999-00 | 419.00 | 1,423.00 | 698.00 | 2,121.00 | 3.35 | 3.89 | 3.00 | 3.45 | 125.03 | 366.16 | 232.29 | 615.57 |
| PHCH | 2000-01 | 455.00 | 1,374.00 | 1,391.00 | 2,765.00 | 3.35 | 4.92 | 5.17 | 5.05 | 135.77 | 279.18 | 268.88 | 547.81 |
| PHCH | 2001-02 | 344.00 | 1,405.00 | 1,197.00 | 2,602.00 | 4.61 | 4.71 | 4.79 | 4.75 | 74.55 | 298.24 | 249.87 | 547.71 |
| PHCH | 2002-03 | 295.00 | 1,261.00 | 972.00 | 2,233.00 | 5.25 | 4.72 | 3.32 | 4.02 | 56.14 | 267.16 | 292.41 | 555.19 |
| PHCH | 2003-04 | 260.00 | 1,214.00 | 991.00 | 2,205.00 | 4.35 | 2.93 | 3.31 | 3.12 | 59.77 | 414.66 | 299.23 | 706.78 |

FERRIS STATE UNIVERSITY

Student Credit Hours (SCH), Full Time Equated Faculty (FTEF) and SCH/FTEF Aggregated by Course Prefix within College and Department

| Prefix | Year | <u>Student Credit Hours</u> | | | | <u>Full Time Equated Faculty</u> | | | | <u>SCH/FTEF</u> | | | |
|----------------------------|---------|-----------------------------|----------|----------|--------------|----------------------------------|-------|--------|------------------|-----------------|--------|--------|------------------|
| | | Summer | Fall | Winter | F + W (a) | Summer | Fall | Winter | Avg F + W (b) | Summer | Fall | Winter | F + W (a / b) |
| <u>College of Pharmacy</u> | | | | | | | | | | | | | |
| <u>Pharmacy</u> | | | | | | | | | | | | | |
| PHCL | 1999-00 | 503.00 | 801.00 | 931.00 | 1,732.00 | 4.69 | 3.45 | 4.04 | 3.75 | 107.21 | 231.97 | 230.46 | 462.31 |
| PHCL | 2000-01 | 590.00 | 802.00 | 627.00 | 1,429.00 | 3.96 | 4.41 | 3.05 | 3.73 | 148.82 | 181.70 | 205.69 | 383.00 |
| PHCL | 2001-02 | 113.00 | 657.00 | 398.00 | 1,055.00 | 2.46 | 2.76 | 2.37 | 2.57 | 45.95 | 237.70 | 167.98 | 411.04 |
| PHCL | 2002-03 | 186.00 | 467.00 | 320.00 | 787.00 | 1.27 | 1.78 | 1.61 | 1.70 | 146.29 | 261.98 | 198.88 | 464.09 |
| PHCL | 2003-04 | 150.00 | 495.00 | 362.00 | 857.00 | 0.58 | 1.75 | 1.48 | 1.62 | 260.50 | 282.11 | 244.24 | 529.54 |
| PHPR | 1999-00 | 86.00 | 1,853.50 | 1,413.00 | 3,266.50 | 1.17 | 11.48 | 10.19 | 10.83 | 73.50 | 161.45 | 138.68 | 301.48 |
| PHPR | 2000-01 | 74.00 | 1,807.00 | 1,538.00 | 3,345.00 | 0.17 | 13.32 | 13.47 | 13.39 | 435.29 | 135.67 | 114.22 | 249.78 |
| PHPR | 2001-02 | 26.00 | 2,100.00 | 1,931.00 | 4,031.00 | 1.20 | 16.46 | 17.20 | 16.83 | 21.64 | 127.55 | 112.24 | 239.46 |
| PHPR | 2002-03 | 182.00 | 2,271.00 | 2,876.00 | 5,147.00 | 2.89 | 21.18 | 21.15 | 21.17 | 62.92 | 107.20 | 136.01 | 243.18 |
| PHPR | 2003-04 | 295.00 | 3,214.00 | 3,722.00 | 6,936.00 | 11.17 | 24.66 | 24.74 | 24.70 | 26.40 | 130.34 | 150.47 | 280.84 |

FERRIS STATE UNIVERSITY

Student Credit Hours (SCH), Full Time Equated Faculty (FTEF) and SCH/FTEF Aggregated by Course Prefix within College and Department

| Prefix | Year | <u>Student Credit Hours</u> | | | | <u>Full Time Equated Faculty</u> | | | | <u>SCH/FTEF</u> | | | |
|--|---------|-----------------------------|-------|--------|--------------|----------------------------------|------|--------|------------------|-----------------|-------|--------|------------------|
| | | Summer | Fall | Winter | F + W (a) | Summer | Fall | Winter | Avg F + W (b) | Summer | Fall | Winter | F + W (a / b) |
| <u>College of Profess & Tech Studies</u> | | | | | | | | | | | | | |
| <u>Professional & Technological Studies</u> | | | | | | | | | | | | | |
| AAPS | 2003-04 | 4.00 | 0.00 | 0.00 | 0.00 | 0.00 | 0.00 | 0.00 | 0.00 | | | | |
| DAGD | 2003-04 | 0.00 | 82.00 | 118.00 | 200.00 | 0.00 | 1.00 | 1.33 | 1.17 | | 82.00 | 88.72 | 171.67 |

FERRIS STATE UNIVERSITY

Student Credit Hours (SCH), Full Time Equated Faculty (FTEF) and SCH/FTEF Aggregated by Course Prefix within College and Department

| Prefix | Year | <u>Student Credit Hours</u> | | | | <u>Full Time Equated Faculty</u> | | | | <u>SCH/FTEF</u> | | | |
|--|---------|-----------------------------|----------|----------|--------------|----------------------------------|-------|--------|------------------|-----------------|--------|--------|------------------|
| | | Summer | Fall | Winter | F + W (a) | Summer | Fall | Winter | Avg F + W (b) | Summer | Fall | Winter | F + W (a / b) |
| <u>College of Technology</u> | | | | | | | | | | | | | |
| <u>Architectural Tech & Facilities Mgmt</u> | | | | | | | | | | | | | |
| ARCH | 2000-01 | 0.00 | 0.00 | 916.00 | 916.00 | 0.00 | 0.00 | 4.50 | 2.25 | | | 203.56 | 407.11 |
| ARCH | 2001-02 | 0.00 | 877.00 | 860.00 | 1,737.00 | 0.00 | 5.06 | 4.86 | 4.96 | 173.41 | 176.85 | 350.20 | |
| ARCH | 2002-03 | 0.00 | 760.00 | 580.00 | 1,340.00 | 0.00 | 5.14 | 4.58 | 4.86 | 147.89 | 126.56 | 275.67 | |
| ARCH | 2003-04 | 0.00 | 900.00 | 770.00 | 1,670.00 | 0.00 | 4.53 | 5.10 | 4.82 | 198.46 | 150.98 | 346.65 | |
| FMAN | 2000-01 | 0.00 | 0.00 | 293.00 | 293.00 | 0.00 | 0.00 | 2.67 | 1.34 | | | 109.74 | 219.48 |
| FMAN | 2001-02 | 62.00 | 241.00 | 299.00 | 540.00 | 0.92 | 1.52 | 2.61 | 2.06 | 67.39 | 158.27 | 114.68 | 261.51 |
| FMAN | 2002-03 | 104.00 | 294.00 | 312.00 | 606.00 | 0.92 | 2.17 | 2.83 | 2.50 | 113.04 | 135.29 | 110.36 | 242.39 |
| FMAN | 2003-04 | 93.00 | 267.00 | 165.00 | 432.00 | 0.92 | 1.50 | 0.90 | 1.20 | 101.09 | 178.00 | 183.33 | 360.00 |
| <u>Automotive</u> | | | | | | | | | | | | | |
| ABOD | 2000-01 | 0.00 | 0.00 | 410.00 | 410.00 | 0.00 | 0.00 | 2.28 | 1.14 | | | 179.82 | 359.65 |
| ABOD | 2001-02 | 0.00 | 340.00 | 382.00 | 722.00 | 0.00 | 2.00 | 2.38 | 2.19 | 170.00 | 160.19 | 329.33 | |
| ABOD | 2002-03 | 0.00 | 368.00 | 372.00 | 740.00 | 0.00 | 1.91 | 2.31 | 2.11 | 192.76 | 161.20 | 350.98 | |
| ABOD | 2003-04 | 0.00 | 494.00 | 470.00 | 964.00 | 0.00 | 2.41 | 3.40 | 2.90 | 205.06 | 138.24 | 331.89 | |
| AHEM | 2000-01 | 0.00 | 0.00 | 642.00 | 642.00 | 0.00 | 0.00 | 3.17 | 1.59 | | | 202.52 | 405.05 |
| AHEM | 2001-02 | 183.00 | 613.00 | 642.00 | 1,255.00 | 2.07 | 3.00 | 3.00 | 3.00 | 88.41 | 204.33 | 214.00 | 418.33 |
| AHEM | 2002-03 | 311.00 | 838.00 | 745.00 | 1,583.00 | 1.91 | 3.00 | 3.50 | 3.25 | 162.83 | 279.33 | 212.86 | 487.08 |
| AHEM | 2003-04 | 249.00 | 811.00 | 821.00 | 1,632.00 | 1.83 | 3.00 | 3.58 | 3.29 | 136.07 | 270.33 | 229.33 | 496.05 |
| AUTO | 2000-01 | 0.00 | 0.00 | 1,862.00 | 1,862.00 | 0.00 | 0.00 | 12.33 | 6.16 | | | 151.01 | 302.03 |
| AUTO | 2001-02 | 364.00 | 2,072.00 | 1,760.00 | 3,832.00 | 3.07 | 14.42 | 13.04 | 13.73 | 118.57 | 143.69 | 135.02 | 279.14 |

FERRIS STATE UNIVERSITY

Student Credit Hours (SCH), Full Time Equated Faculty (FTEF) and SCH/FTEF Aggregated by Course Prefix within College and Department

| Prefix | Year | <u>Student Credit Hours</u> | | | | <u>Full Time Equated Faculty</u> | | | | <u>SCH/FTEF</u> | | | |
|---|---------|-----------------------------|----------|----------|--------------|----------------------------------|-------|--------|------------------|-----------------|--------|--------|------------------|
| | | Summer | Fall | Winter | F + W (a) | Summer | Fall | Winter | Avg F + W (b) | Summer | Fall | Winter | F + W (a / b) |
| <u>College of Technology</u> | | | | | | | | | | | | | |
| <u>Automotive</u> | | | | | | | | | | | | | |
| AUTO | 2002-03 | 370.00 | 2,051.00 | 1,979.00 | 4,030.00 | 3.84 | 13.63 | 14.10 | 13.86 | 96.35 | 150.53 | 140.33 | 290.69 |
| AUTO | 2003-04 | 254.00 | 2,745.00 | 2,691.00 | 5,436.00 | 2.67 | 15.00 | 15.75 | 15.38 | 95.13 | 183.00 | 170.86 | 353.56 |
| <u>Construction & Facilities</u> | | | | | | | | | | | | | |
| ARCH | 1999-00 | 0.00 | 834.00 | 714.00 | 1,548.00 | 0.00 | 5.13 | 4.14 | 4.64 | | 162.66 | 172.34 | 333.98 |
| ARCH | 2000-01 | 0.00 | 966.00 | 0.00 | 966.00 | 0.00 | 5.23 | 0.00 | 2.61 | | 184.80 | | 369.60 |
| BCTM | 1999-00 | 0.00 | 201.00 | 255.00 | 456.00 | 0.00 | 0.86 | 1.15 | 1.00 | | 235.00 | 221.74 | 454.79 |
| BCTM | 2000-01 | 0.00 | 198.00 | 0.00 | 198.00 | 0.00 | 0.83 | 0.00 | 0.42 | | 237.60 | | 475.20 |
| CETM | 1999-00 | 0.00 | 24.00 | 81.00 | 105.00 | 0.00 | 0.33 | 0.73 | 0.53 | | 72.00 | 111.18 | 197.76 |
| CETM | 2000-01 | 0.00 | 33.00 | 0.00 | 33.00 | 0.00 | 0.33 | 0.00 | 0.17 | | 99.00 | | 198.00 |
| CONM | 1999-00 | 0.00 | 2,296.00 | 1,639.00 | 3,935.00 | 0.00 | 6.87 | 6.65 | 6.76 | | 334.41 | 246.58 | 582.41 |
| CONM | 2000-01 | 0.00 | 2,264.00 | 0.00 | 2,264.00 | 0.00 | 8.04 | 0.00 | 4.02 | | 281.67 | | 563.33 |
| FMAN | 1999-00 | 82.00 | 252.00 | 232.00 | 484.00 | 0.92 | 2.27 | 2.36 | 2.31 | 89.13 | 110.88 | 98.42 | 209.08 |
| FMAN | 2000-01 | 82.00 | 349.00 | 0.00 | 349.00 | 0.58 | 2.27 | 0.00 | 1.14 | 140.17 | 153.56 | | 307.12 |
| HVAC | 1999-00 | 136.00 | 1,446.00 | 1,289.00 | 2,735.00 | 0.78 | 8.00 | 8.00 | 8.00 | 174.36 | 180.75 | 161.13 | 341.88 |
| HVAC | 2000-01 | 116.00 | 1,400.00 | 0.00 | 1,400.00 | 0.67 | 8.00 | 0.00 | 4.00 | 173.13 | 175.00 | | 350.00 |
| SURE | 1999-00 | 90.00 | 730.00 | 785.00 | 1,515.00 | 0.75 | 5.55 | 6.01 | 5.78 | 120.00 | 131.64 | 130.51 | 262.10 |
| SURE | 2000-01 | 237.00 | 672.00 | 0.00 | 672.00 | 1.10 | 4.55 | 0.00 | 2.27 | 215.45 | 147.84 | | 295.68 |

FERRIS STATE UNIVERSITY

Student Credit Hours (SCH), Full Time Equated Faculty (FTEF) and SCH/FTEF Aggregated by Course Prefix within College and Department

| Prefix | Year | <u>Student Credit Hours</u> | | | | <u>Full Time Equated Faculty</u> | | | | <u>SCH/FTEF</u> | | | |
|--|---------|-----------------------------|----------|----------|--------------|----------------------------------|------|--------|------------------|-----------------|--------|--------|------------------|
| | | Summer | Fall | Winter | F + W (a) | Summer | Fall | Winter | Avg F + W (b) | Summer | Fall | Winter | F + W (a / b) |
| <u>College of Technology</u> | | | | | | | | | | | | | |
| <u>Construction Technology & Management</u> | | | | | | | | | | | | | |
| BCTM | 2000-01 | 0.00 | 0.00 | 234.00 | 234.00 | 0.00 | 0.00 | 1.11 | 0.56 | | | 210.00 | 420.00 |
| BCTM | 2001-02 | 0.00 | 210.00 | 222.00 | 432.00 | 0.00 | 0.91 | 1.30 | 1.11 | 230.45 | 170.41 | 390.25 | |
| BCTM | 2002-03 | 0.00 | 261.00 | 282.00 | 543.00 | 0.00 | 0.87 | 1.50 | 1.18 | 301.15 | 188.07 | 458.99 | |
| BCTM | 2003-04 | 0.00 | 210.00 | 348.00 | 558.00 | 0.00 | 0.56 | 2.07 | 1.31 | 372.58 | 168.44 | 424.38 | |
| CETM | 2000-01 | 0.00 | 0.00 | 117.00 | 117.00 | 0.00 | 0.00 | 1.30 | 0.65 | | 90.00 | 180.00 | |
| CETM | 2001-02 | 0.00 | 18.00 | 45.00 | 63.00 | 0.00 | 0.33 | 0.82 | 0.58 | 54.00 | 55.00 | 109.42 | |
| CETM | 2002-03 | 0.00 | 42.00 | 153.00 | 195.00 | 0.00 | 0.30 | 1.60 | 0.95 | 140.00 | 95.63 | 205.26 | |
| CETM | 2003-04 | 0.00 | 36.00 | 171.00 | 207.00 | 0.00 | 0.27 | 0.76 | 0.52 | 132.00 | 223.60 | 399.04 | |
| CONM | 2000-01 | 0.00 | 0.00 | 1,768.00 | 1,768.00 | 0.00 | 0.00 | 7.72 | 3.86 | | 229.07 | 458.14 | |
| CONM | 2001-02 | 0.00 | 2,007.00 | 1,676.00 | 3,683.00 | 0.00 | 8.56 | 8.21 | 8.38 | 234.47 | 204.21 | 439.31 | |
| CONM | 2002-03 | 0.00 | 2,233.00 | 1,733.00 | 3,966.00 | 0.00 | 7.48 | 7.41 | 7.45 | 298.40 | 233.85 | 532.56 | |
| CONM | 2003-04 | 0.00 | 2,298.00 | 1,940.00 | 4,238.00 | 0.00 | 8.40 | 7.52 | 7.96 | 273.48 | 257.86 | 532.21 | |
| <u>Design, Manufacturing & Graphic Arts</u> | | | | | | | | | | | | | |
| CADD | 1999-00 | 0.00 | 135.00 | 0.00 | 135.00 | 0.00 | 0.63 | 0.00 | 0.31 | 216.00 | | 432.00 | |
| CDDT | 2000-01 | 0.00 | 599.00 | 0.00 | 599.00 | 0.00 | 3.50 | 0.00 | 1.75 | 171.14 | | 342.29 | |
| ETEC | 1999-00 | 0.00 | 357.00 | 141.00 | 498.00 | 0.00 | 1.51 | 0.58 | 1.04 | 236.42 | 243.10 | 476.56 | |
| ETEC | 2000-01 | 0.00 | 450.00 | 0.00 | 450.00 | 0.00 | 1.71 | 0.00 | 0.85 | 263.82 | | 527.65 | |
| MATL | 1999-00 | 0.00 | 291.00 | 233.00 | 524.00 | 0.00 | 1.00 | 1.08 | 1.04 | 291.00 | 215.74 | 503.85 | |
| MATL | 2000-01 | 4.00 | 315.00 | 0.00 | 315.00 | 0.00 | 1.00 | 0.00 | 0.50 | 315.00 | | 630.00 | |

FERRIS STATE UNIVERSITY

Student Credit Hours (SCH), Full Time Equated Faculty (FTEF) and SCH/FTEF Aggregated by Course Prefix within College and Department

| Prefix | Year | <u>Student Credit Hours</u> | | | | <u>Full Time Equated Faculty</u> | | | | <u>SCH/FTEF</u> | | | |
|--|---------|-----------------------------|----------|----------|--------------|----------------------------------|------|--------|------------------|-----------------|--------|--------|------------------|
| | | Summer | Fall | Winter | F + W (a) | Summer | Fall | Winter | Avg F + W (b) | Summer | Fall | Winter | F + W (a / b) |
| <u>College of Technology</u> | | | | | | | | | | | | | |
| <u>Design, Manufacturing & Graphic Arts</u> | | | | | | | | | | | | | |
| MECH | 1999-00 | 4.00 | 610.00 | 594.00 | 1,204.00 | 0.00 | 2.36 | 2.49 | 2.42 | | 258.08 | 238.97 | 496.56 |
| MECH | 2000-01 | 40.00 | 684.00 | 0.00 | 684.00 | 0.13 | 3.15 | 0.00 | 1.57 | 307.69 | 217.43 | | 434.86 |
| MFGE | 1999-00 | 213.00 | 1,273.00 | 1,227.00 | 2,500.00 | 1.75 | 5.38 | 6.36 | 5.87 | 121.71 | 236.41 | 192.92 | 425.73 |
| MFGE | 2000-01 | 158.00 | 1,169.00 | 0.00 | 1,169.00 | 1.17 | 4.47 | 0.00 | 2.24 | 135.04 | 261.25 | | 522.50 |
| MFGT | 1999-00 | 0.00 | 876.00 | 760.00 | 1,636.00 | 0.00 | 5.29 | 5.55 | 5.42 | | 165.74 | 136.94 | 301.97 |
| MFGT | 2000-01 | 0.00 | 846.00 | 0.00 | 846.00 | 0.00 | 5.46 | 0.00 | 2.73 | | 155.08 | | 310.15 |
| NMPP | 2000-01 | 0.00 | 39.00 | 0.00 | 39.00 | 0.00 | 0.33 | 0.00 | 0.17 | | 117.00 | | 234.00 |
| PDET | 1999-00 | 32.00 | 226.00 | 301.00 | 527.00 | 0.17 | 0.98 | 1.68 | 1.33 | 188.24 | 231.47 | 178.71 | 396.14 |
| PDET | 2000-01 | 0.00 | 261.00 | 0.00 | 261.00 | 0.00 | 0.82 | 0.00 | 0.41 | | 318.88 | | 637.76 |
| PHOT | 1999-00 | 0.00 | 114.00 | 186.00 | 300.00 | 0.00 | 0.55 | 0.75 | 0.65 | | 209.00 | 248.00 | 463.16 |
| PHOT | 2000-01 | 51.00 | 132.00 | 0.00 | 132.00 | 0.25 | 0.55 | 0.00 | 0.27 | 204.00 | 242.00 | | 484.00 |
| PLTS | 1999-00 | 436.00 | 938.00 | 1,153.00 | 2,091.00 | 3.31 | 6.58 | 7.20 | 6.89 | 131.72 | 142.66 | 160.03 | 303.48 |
| PLTS | 2000-01 | 340.00 | 1,176.00 | 0.00 | 1,176.00 | 2.21 | 7.00 | 0.00 | 3.50 | 153.85 | 168.00 | | 336.00 |
| PMGT | 1999-00 | 82.00 | 202.00 | 237.00 | 439.00 | 0.67 | 2.00 | 1.67 | 1.83 | 122.39 | 101.00 | 142.20 | 239.45 |
| PMGT | 2000-01 | 78.00 | 163.00 | 0.00 | 163.00 | 0.67 | 2.00 | 0.00 | 1.00 | 116.42 | 81.50 | | 163.00 |
| PTEC | 1999-00 | 0.00 | 868.00 | 785.00 | 1,653.00 | 0.00 | 6.45 | 6.91 | 6.68 | | 134.48 | 113.55 | 247.31 |
| PTEC | 2000-01 | 0.00 | 821.00 | 0.00 | 821.00 | 0.00 | 6.12 | 0.00 | 3.06 | | 134.12 | | 268.25 |
| RUBR | 1999-00 | 36.00 | 159.00 | 108.00 | 267.00 | 0.67 | 1.80 | 1.38 | 1.59 | 53.73 | 88.33 | 78.55 | 168.19 |

FERRIS STATE UNIVERSITY

Student Credit Hours (SCH), Full Time Equated Faculty (FTEF) and SCH/FTEF Aggregated by Course Prefix within College and Department

| Prefix | Year | <u>Student Credit Hours</u> | | | | <u>Full Time Equated Faculty</u> | | | | <u>SCH/FTEF</u> | | | |
|--|---------|-----------------------------|----------|----------|--------------|----------------------------------|------|--------|------------------|-----------------|--------|--------|------------------|
| | | Summer | Fall | Winter | F + W (a) | Summer | Fall | Winter | Avg F + W (b) | Summer | Fall | Winter | F + W (a / b) |
| <u>College of Technology</u> | | | | | | | | | | | | | |
| <u>Design, Manufacturing & Graphic Arts</u> | | | | | | | | | | | | | |
| RUBR | 2000-01 | 68.00 | 288.00 | 0.00 | 288.00 | 0.67 | 2.00 | 0.00 | 1.00 | 101.49 | 144.00 | | 288.00 |
| TDTD | 1999-00 | 0.00 | 619.00 | 513.00 | 1,132.00 | 0.00 | 3.75 | 4.75 | 4.25 | | 165.07 | 108.00 | 266.35 |
| WELD | 1999-00 | 114.00 | 1,013.00 | 731.00 | 1,744.00 | 0.67 | 5.00 | 5.00 | 5.00 | 170.15 | 202.60 | 146.20 | 348.80 |
| WELD | 2000-01 | 88.00 | 1,104.00 | 0.00 | 1,104.00 | 0.67 | 5.00 | 0.00 | 2.50 | 131.34 | 220.80 | | 441.60 |
| <u>Electronics/CNS</u> | | | | | | | | | | | | | |
| ECNS | 2000-01 | 0.00 | 0.00 | 114.00 | 114.00 | 0.00 | 0.00 | 1.73 | 0.87 | | | 65.77 | 131.54 |
| ECNS | 2001-02 | 0.00 | 330.00 | 122.00 | 452.00 | 0.00 | 2.01 | 1.35 | 1.68 | | 164.02 | 90.42 | 268.96 |
| ECNS | 2002-03 | 0.00 | 274.00 | 247.00 | 521.00 | 0.00 | 2.13 | 1.73 | 1.93 | | 128.59 | 142.55 | 269.71 |
| ECNS | 2003-04 | 0.00 | 405.00 | 270.00 | 675.00 | 0.00 | 2.42 | 1.40 | 1.91 | | 167.59 | 193.34 | 354.04 |
| EEET | 2000-01 | 0.00 | 0.00 | 1,351.00 | 1,351.00 | 0.00 | 0.00 | 8.88 | 4.44 | | | 152.20 | 304.39 |
| EEET | 2001-02 | 86.00 | 1,326.00 | 1,427.00 | 2,753.00 | 0.67 | 7.99 | 9.25 | 8.62 | 128.36 | 166.00 | 154.21 | 319.34 |
| EEET | 2002-03 | 108.00 | 1,143.00 | 1,365.00 | 2,508.00 | 0.67 | 5.90 | 8.78 | 7.34 | 161.19 | 193.58 | 155.47 | 341.58 |
| EEET | 2003-04 | 84.00 | 1,280.00 | 1,329.00 | 2,609.00 | 0.67 | 6.42 | 8.21 | 7.31 | 125.37 | 199.45 | 161.94 | 356.80 |
| <u>HVACR</u> | | | | | | | | | | | | | |
| HVAC | 2000-01 | 0.00 | 0.00 | 1,168.00 | 1,168.00 | 0.00 | 0.00 | 7.70 | 3.85 | | | 151.69 | 303.38 |
| HVAC | 2001-02 | 102.00 | 1,353.00 | 1,174.00 | 2,527.00 | 0.67 | 6.75 | 7.82 | 7.28 | 152.24 | 200.44 | 150.18 | 346.94 |
| HVAC | 2002-03 | 96.00 | 1,381.00 | 1,163.00 | 2,544.00 | 0.67 | 5.85 | 7.69 | 6.77 | 143.28 | 236.01 | 151.29 | 375.81 |
| HVAC | 2003-04 | 140.00 | 1,435.00 | 1,146.00 | 2,581.00 | 1.08 | 6.95 | 7.00 | 6.97 | 129.63 | 206.50 | 163.79 | 370.15 |

FERRIS STATE UNIVERSITY

Student Credit Hours (SCH), Full Time Equated Faculty (FTEF) and SCH/FTEF Aggregated by Course Prefix within College and Department

| Prefix | Year | <u>Student Credit Hours</u> | | | | <u>Full Time Equated Faculty</u> | | | | <u>SCH/FTEF</u> | | | |
|--|---------|-----------------------------|----------|----------|--------------|----------------------------------|------|--------|------------------|-----------------|--------|--------|------------------|
| | | Summer | Fall | Winter | F + W (a) | Summer | Fall | Winter | Avg F + W (b) | Summer | Fall | Winter | F + W (a / b) |
| <u>College of Technology</u> | | | | | | | | | | | | | |
| <u>Heavy Equipment</u> | | | | | | | | | | | | | |
| HEQK | 2000-01 | 0.00 | 0.00 | 4.00 | 4.00 | 0.00 | 0.00 | 0.00 | 0.00 | | | | |
| HEQK | 2001-02 | 60.00 | 0.00 | 0.00 | 0.00 | 0.67 | 0.00 | 0.00 | 0.00 | 89.55 | | | |
| HEQK | 2002-03 | 106.00 | 0.00 | 0.00 | 0.00 | 1.16 | 0.00 | 0.00 | 0.00 | 91.38 | | | |
| HEQT | 2000-01 | 0.00 | 0.00 | 842.00 | 842.00 | 0.00 | 0.00 | 5.66 | 2.83 | | | 148.85 | 297.70 |
| HEQT | 2001-02 | 0.00 | 804.00 | 754.00 | 1,558.00 | 0.00 | 5.77 | 5.70 | 5.74 | | 139.32 | 132.27 | 271.63 |
| HEQT | 2002-03 | 96.00 | 714.00 | 714.00 | 1,428.00 | 0.67 | 5.20 | 5.24 | 5.22 | 143.28 | 137.18 | 136.34 | 273.52 |
| HEQT | 2003-04 | 112.00 | 576.00 | 560.00 | 1,136.00 | 0.67 | 4.16 | 5.92 | 5.04 | 167.16 | 138.40 | 94.67 | 225.45 |
| HSET | 2000-01 | 0.00 | 0.00 | 156.00 | 156.00 | 0.00 | 0.00 | 1.33 | 0.67 | | | 117.00 | 234.00 |
| HSET | 2001-02 | 56.00 | 212.00 | 236.00 | 448.00 | 0.67 | 1.40 | 0.97 | 1.18 | 83.58 | 151.54 | 243.38 | 378.27 |
| HSET | 2002-03 | 68.00 | 356.00 | 180.00 | 536.00 | 0.67 | 1.63 | 1.26 | 1.45 | 101.49 | 218.63 | 142.49 | 370.73 |
| HSET | 2003-04 | 44.00 | 168.00 | 132.00 | 300.00 | 0.30 | 1.00 | 0.97 | 0.99 | 146.67 | 168.31 | 135.47 | 304.17 |
| <u>Manufacturing Engineering Technology</u> | | | | | | | | | | | | | |
| MATL | 2000-01 | 0.00 | 0.00 | 234.00 | 234.00 | 0.00 | 0.00 | 0.86 | 0.43 | | | 272.09 | 544.19 |
| MATL | 2001-02 | 0.00 | 484.00 | 236.00 | 720.00 | 0.00 | 1.61 | 0.83 | 1.22 | | 300.73 | 284.34 | 590.31 |
| MATL | 2002-03 | 0.00 | 341.00 | 236.00 | 577.00 | 0.00 | 1.00 | 1.00 | 1.00 | | 341.00 | 236.00 | 577.00 |
| MATL | 2003-04 | 0.00 | 540.00 | 309.00 | 849.00 | 0.00 | 1.20 | 1.08 | 1.14 | | 450.00 | 285.23 | 743.65 |
| MFGE | 2000-01 | 0.00 | 0.00 | 1,171.00 | 1,171.00 | 0.00 | 0.00 | 6.39 | 3.19 | | | 183.26 | 366.51 |
| MFGE | 2001-02 | 162.00 | 1,327.00 | 1,160.00 | 2,487.00 | 1.06 | 4.80 | 5.89 | 5.35 | 152.83 | 276.23 | 196.94 | 465.12 |
| MFGE | 2002-03 | 288.00 | 1,490.00 | 1,186.00 | 2,676.00 | 1.50 | 6.08 | 5.53 | 5.81 | 192.00 | 244.93 | 214.47 | 460.85 |

FERRIS STATE UNIVERSITY

Student Credit Hours (SCH), Full Time Equated Faculty (FTEF) and SCH/FTEF Aggregated by Course Prefix within College and Department

| Prefix | Year | <u>Student Credit Hours</u> | | | | <u>Full Time Equated Faculty</u> | | | | <u>SCH/FTEF</u> | | | |
|--|---------|-----------------------------|----------|----------|--------------|----------------------------------|------|--------|------------------|-----------------|--------|--------|------------------|
| | | Summer | Fall | Winter | F + W (a) | Summer | Fall | Winter | Avg F + W (b) | Summer | Fall | Winter | F + W (a / b) |
| <u>College of Technology</u> | | | | | | | | | | | | | |
| <u>Manufacturing Engineering Technology</u> | | | | | | | | | | | | | |
| MFGE | 2003-04 | 170.00 | 1,334.00 | 1,097.00 | 2,431.00 | 1.20 | 5.96 | 5.83 | 5.89 | 141.67 | 223.70 | 188.27 | 412.38 |
| MFGT | 2000-01 | 0.00 | 0.00 | 636.00 | 636.00 | 0.00 | 0.00 | 5.61 | 2.80 | | | 113.37 | 226.74 |
| MFGT | 2001-02 | 0.00 | 775.00 | 702.00 | 1,477.00 | 0.00 | 5.78 | 6.06 | 5.92 | | 134.16 | 115.84 | 249.56 |
| MFGT | 2002-03 | 0.00 | 775.00 | 686.00 | 1,461.00 | 0.00 | 5.25 | 5.64 | 5.44 | | 147.71 | 121.73 | 268.51 |
| MFGT | 2003-04 | 0.00 | 656.00 | 580.00 | 1,236.00 | 0.00 | 5.50 | 5.55 | 5.52 | | 119.37 | 104.50 | 223.80 |
| <u>Mechanical Design</u> | | | | | | | | | | | | | |
| CDTD | 2000-01 | 0.00 | 0.00 | 527.00 | 527.00 | 0.00 | 0.00 | 4.56 | 2.28 | | | 115.57 | 231.14 |
| CDTD | 2001-02 | 0.00 | 699.00 | 546.00 | 1,245.00 | 0.00 | 3.90 | 4.34 | 4.12 | | 179.38 | 125.81 | 302.31 |
| CDTD | 2002-03 | 0.00 | 656.00 | 515.00 | 1,171.00 | 0.00 | 3.55 | 4.16 | 3.85 | | 184.79 | 123.80 | 303.76 |
| CDTD | 2003-04 | 0.00 | 710.00 | 579.00 | 1,289.00 | 0.00 | 3.62 | 3.80 | 3.71 | | 196.38 | 152.55 | 347.86 |
| ETEC | 2000-01 | 0.00 | 0.00 | 204.00 | 204.00 | 0.00 | 0.00 | 0.68 | 0.34 | | | 300.63 | 601.26 |
| ETEC | 2001-02 | 0.00 | 312.00 | 129.00 | 441.00 | 0.00 | 1.48 | 0.44 | 0.96 | | 210.77 | 290.98 | 458.52 |
| ETEC | 2002-03 | 0.00 | 318.00 | 138.00 | 456.00 | 0.00 | 1.23 | 0.50 | 0.86 | | 259.28 | 276.00 | 528.25 |
| ETEC | 2003-04 | 0.00 | 288.00 | 144.00 | 432.00 | 0.00 | 1.26 | 0.59 | 0.93 | | 228.43 | 242.25 | 465.72 |
| MECH | 2000-01 | 0.00 | 0.00 | 588.00 | 588.00 | 0.00 | 0.00 | 3.38 | 1.69 | | | 174.18 | 348.36 |
| MECH | 2001-02 | 0.00 | 741.00 | 767.00 | 1,508.00 | 0.00 | 3.20 | 3.34 | 3.27 | | 231.78 | 229.50 | 461.23 |
| MECH | 2002-03 | 76.00 | 910.00 | 759.00 | 1,669.00 | 1.00 | 2.61 | 3.04 | 2.82 | 75.75 | 348.76 | 249.92 | 591.20 |
| MECH | 2003-04 | 40.00 | 864.00 | 795.00 | 1,659.00 | 0.27 | 3.67 | 3.24 | 3.45 | 148.15 | 235.64 | 245.18 | 480.23 |
| PDET | 2000-01 | 0.00 | 0.00 | 402.00 | 402.00 | 0.00 | 0.00 | 1.61 | 0.80 | | | 250.37 | 500.73 |

FERRIS STATE UNIVERSITY

Student Credit Hours (SCH), Full Time Equated Faculty (FTEF) and SCH/FTEF Aggregated by Course Prefix within College and Department

| Prefix | Year | <u>Student Credit Hours</u> | | | | <u>Full Time Equated Faculty</u> | | | | <u>SCH/FTEF</u> | | | |
|--|---------|-----------------------------|----------|----------|--------------|----------------------------------|------|--------|------------------|-----------------|--------|--------|------------------|
| | | Summer | Fall | Winter | F + W (a) | Summer | Fall | Winter | Avg F + W (b) | Summer | Fall | Winter | F + W (a / b) |
| <u>College of Technology</u> | | | | | | | | | | | | | |
| <u>Mechanical Design</u> | | | | | | | | | | | | | |
| PDET | 2001-02 | 96.00 | 392.00 | 387.00 | 779.00 | 0.25 | 1.23 | 1.40 | 1.32 | 384.00 | 319.71 | 275.52 | 592.23 |
| PDET | 2002-03 | 120.00 | 225.00 | 516.00 | 741.00 | 0.67 | 0.97 | 2.59 | 1.78 | 180.00 | 232.76 | 198.99 | 416.33 |
| PDET | 2003-04 | 0.00 | 306.00 | 468.00 | 774.00 | 0.00 | 1.00 | 1.43 | 1.21 | | 306.00 | 327.85 | 637.70 |
| <u>Plastics and Rubber</u> | | | | | | | | | | | | | |
| PLTS | 2000-01 | 0.00 | 0.00 | 1,501.00 | 1,501.00 | 0.00 | 0.00 | 7.67 | 3.83 | | | 195.78 | 391.57 |
| PLTS | 2001-02 | 360.00 | 1,130.00 | 1,389.00 | 2,519.00 | 2.41 | 7.72 | 6.95 | 7.34 | 149.38 | 146.37 | 199.86 | 343.42 |
| PLTS | 2002-03 | 349.00 | 1,019.00 | 1,343.00 | 2,362.00 | 2.68 | 6.88 | 7.50 | 7.19 | 130.22 | 148.22 | 178.99 | 328.55 |
| PLTS | 2003-04 | 308.00 | 1,086.00 | 1,150.00 | 2,236.00 | 2.00 | 6.54 | 6.67 | 6.61 | 154.00 | 165.94 | 172.47 | 338.47 |
| RUBR | 2000-01 | 0.00 | 0.00 | 226.00 | 226.00 | 0.00 | 0.00 | 2.08 | 1.04 | | | 108.48 | 216.96 |
| RUBR | 2001-02 | 88.00 | 232.00 | 231.00 | 463.00 | 0.57 | 2.06 | 2.00 | 2.03 | 154.39 | 112.62 | 115.50 | 228.08 |
| RUBR | 2002-03 | 72.00 | 160.00 | 205.00 | 365.00 | 1.34 | 2.00 | 1.92 | 1.96 | 53.73 | 80.00 | 106.96 | 186.38 |
| RUBR | 2003-04 | 76.00 | 150.00 | 118.00 | 268.00 | 0.49 | 1.36 | 1.50 | 1.43 | 155.10 | 110.66 | 78.56 | 187.56 |
| <u>Printing & Imaging Technology Mgmt</u> | | | | | | | | | | | | | |
| NMPP | 2000-01 | 0.00 | 0.00 | 39.00 | 39.00 | 0.00 | 0.00 | 0.25 | 0.13 | | | 156.00 | 312.00 |
| NMPP | 2001-02 | 0.00 | 128.00 | 87.00 | 215.00 | 0.00 | 0.85 | 0.90 | 0.87 | | 150.86 | 96.58 | 245.82 |
| NMPP | 2002-03 | 0.00 | 30.00 | 84.00 | 114.00 | 0.00 | 0.67 | 1.10 | 0.88 | | 45.00 | 76.56 | 129.26 |
| NMPP | 2003-04 | 0.00 | 63.00 | 101.00 | 164.00 | 0.00 | 0.67 | 1.08 | 0.87 | | 94.50 | 93.23 | 187.43 |
| PHOT | 2000-01 | 0.00 | 0.00 | 186.00 | 186.00 | 0.00 | 0.00 | 0.75 | 0.38 | | | 248.00 | 496.00 |
| PHOT | 2001-02 | 24.00 | 123.00 | 120.00 | 243.00 | 0.25 | 0.60 | 0.50 | 0.55 | 96.00 | 205.00 | 240.00 | 441.82 |

FERRIS STATE UNIVERSITY

Student Credit Hours (SCH), Full Time Equated Faculty (FTEF) and SCH/FTEF Aggregated by Course Prefix within College and Department

| Prefix | Year | <u>Student Credit Hours</u> | | | | <u>Full Time Equated Faculty</u> | | | | <u>SCH/FTEF</u> | | | |
|--|---------|-----------------------------|--------|--------|--------------|----------------------------------|------|--------|------------------|-----------------|--------|--------|------------------|
| | | Summer | Fall | Winter | F + W (a) | Summer | Fall | Winter | Avg F + W (b) | Summer | Fall | Winter | F + W (a / b) |
| <u>College of Technology</u> | | | | | | | | | | | | | |
| <u>Printing & Imaging Technology Mgmt</u> | | | | | | | | | | | | | |
| PHOT | 2002-03 | 105.00 | 123.00 | 150.00 | 273.00 | 0.50 | 0.50 | 0.50 | 0.50 | 210.00 | 246.00 | 300.00 | 546.00 |
| PHOT | 2003-04 | 129.00 | 150.00 | 222.00 | 372.00 | 0.50 | 0.50 | 0.75 | 0.63 | 258.00 | 300.00 | 296.00 | 595.20 |
| PMGT | 2000-01 | 0.00 | 0.00 | 178.00 | 178.00 | 0.00 | 0.00 | 2.00 | 1.00 | | | 89.00 | 178.00 |
| PMGT | 2001-02 | 66.00 | 251.00 | 183.00 | 434.00 | 0.67 | 2.25 | 2.25 | 2.25 | 98.51 | 111.56 | 81.33 | 192.89 |
| PMGT | 2002-03 | 58.00 | 154.00 | 165.00 | 319.00 | 0.67 | 2.00 | 2.08 | 2.04 | 86.57 | 77.00 | 79.33 | 156.37 |
| PMGT | 2003-04 | 62.00 | 204.00 | 189.00 | 393.00 | 0.67 | 2.33 | 2.43 | 2.38 | 92.54 | 87.43 | 77.82 | 165.06 |
| PTEC | 2000-01 | 0.00 | 0.00 | 648.00 | 648.00 | 0.00 | 0.00 | 6.00 | 3.00 | | | 108.00 | 216.00 |
| PTEC | 2001-02 | 0.00 | 718.00 | 587.00 | 1,305.00 | 0.00 | 5.72 | 5.60 | 5.66 | | 125.49 | 104.84 | 230.55 |
| PTEC | 2002-03 | 0.00 | 651.00 | 616.00 | 1,267.00 | 0.00 | 5.08 | 5.40 | 5.24 | | 128.07 | 114.02 | 241.65 |
| PTEC | 2003-04 | 0.00 | 536.00 | 441.00 | 977.00 | 0.00 | 4.39 | 3.74 | 4.06 | | 122.13 | 117.97 | 240.43 |
| <u>Surveying</u> | | | | | | | | | | | | | |
| SURE | 2000-01 | 0.00 | 0.00 | 861.00 | 861.00 | 0.00 | 0.00 | 6.10 | 3.05 | | | 141.09 | 282.18 |
| SURE | 2001-02 | 276.00 | 720.00 | 960.00 | 1,680.00 | 1.25 | 4.64 | 6.88 | 5.76 | 220.80 | 155.10 | 139.60 | 291.69 |
| SURE | 2002-03 | 114.00 | 764.00 | 994.00 | 1,758.00 | 1.00 | 5.50 | 6.36 | 5.93 | 114.00 | 138.91 | 156.29 | 296.46 |
| SURE | 2003-04 | 3.00 | 673.00 | 966.00 | 1,639.00 | 0.00 | 5.33 | 6.15 | 5.74 | | 126.19 | 157.11 | 285.49 |
| <u>Transportation & Electronics</u> | | | | | | | | | | | | | |
| ABOD | 1999-00 | 0.00 | 360.00 | 364.00 | 724.00 | 0.00 | 3.00 | 3.50 | 3.25 | | 120.00 | 104.00 | 222.77 |
| ABOD | 2000-01 | 0.00 | 360.00 | 0.00 | 360.00 | 0.00 | 2.00 | 0.00 | 1.00 | | 180.00 | | 360.00 |

FERRIS STATE UNIVERSITY

Student Credit Hours (SCH), Full Time Equated Faculty (FTEF) and SCH/FTEF Aggregated by Course Prefix within College and Department

| Prefix | Year | <u>Student Credit Hours</u> | | | | <u>Full Time Equated Faculty</u> | | | | <u>SCH/FTEF</u> | | | |
|--|---------|-----------------------------|----------|----------|--------------|----------------------------------|-------|--------|------------------|-----------------|--------|--------|------------------|
| | | Summer | Fall | Winter | F + W (a) | Summer | Fall | Winter | Avg F + W (b) | Summer | Fall | Winter | F + W (a / b) |
| <u>College of Technology</u> | | | | | | | | | | | | | |
| <u>Transportation & Electronics</u> | | | | | | | | | | | | | |
| AHEM | 1999-00 | 274.00 | 564.00 | 580.00 | 1,144.00 | 1.96 | 2.67 | 3.25 | 2.96 | 139.80 | 211.24 | 178.46 | 386.49 |
| AHEM | 2000-01 | 230.00 | 504.00 | 0.00 | 504.00 | 1.26 | 2.84 | 0.00 | 1.42 | 182.54 | 177.67 | | 355.35 |
| AUTO | 1999-00 | 266.00 | 2,120.00 | 1,777.00 | 3,897.00 | 4.53 | 12.00 | 13.33 | 12.66 | 58.72 | 176.67 | 133.31 | 307.70 |
| AUTO | 2000-01 | 378.00 | 2,177.00 | 0.00 | 2,177.00 | 4.02 | 12.83 | 0.00 | 6.42 | 94.03 | 169.64 | | 339.27 |
| ECNS | 1999-00 | 0.00 | 24.00 | 188.00 | 212.00 | 0.00 | 0.63 | 1.68 | 1.15 | | 38.40 | 111.60 | 183.59 |
| ECNS | 2000-01 | 0.00 | 286.00 | 0.00 | 286.00 | 0.00 | 1.27 | 0.00 | 0.63 | | 225.57 | | 451.14 |
| EEET | 1999-00 | 84.00 | 1,704.00 | 1,302.00 | 3,006.00 | 0.67 | 9.37 | 9.15 | 9.26 | 125.37 | 181.76 | 142.37 | 324.61 |
| EEET | 2000-01 | 107.00 | 1,453.00 | 0.00 | 1,453.00 | 0.81 | 7.73 | 0.00 | 3.87 | 132.10 | 187.92 | | 375.84 |
| HEQT | 1999-00 | 128.00 | 858.00 | 756.00 | 1,614.00 | 1.33 | 5.83 | 6.17 | 6.00 | 96.24 | 147.09 | 122.53 | 268.93 |
| HEQT | 2000-01 | 168.00 | 858.00 | 0.00 | 858.00 | 1.45 | 6.10 | 0.00 | 3.05 | 115.86 | 140.64 | | 281.28 |
| HSET | 1999-00 | 48.00 | 216.00 | 148.00 | 364.00 | 0.67 | 1.17 | 1.00 | 1.08 | 71.64 | 185.14 | 148.00 | 336.00 |
| HSET | 2000-01 | 44.00 | 156.00 | 0.00 | 156.00 | 0.21 | 0.90 | 0.00 | 0.45 | 209.52 | 173.46 | | 346.92 |
| <u>Welding</u> | | | | | | | | | | | | | |
| WELD | 2000-01 | 0.00 | 0.00 | 800.00 | 800.00 | 0.00 | 0.00 | 5.55 | 2.78 | | | 144.14 | 288.29 |
| WELD | 2001-02 | 108.00 | 1,041.00 | 749.00 | 1,790.00 | 0.67 | 6.02 | 5.42 | 5.72 | 161.19 | 173.03 | 138.19 | 313.04 |
| WELD | 2002-03 | 76.00 | 935.00 | 781.00 | 1,716.00 | 0.67 | 5.58 | 4.59 | 5.09 | 113.43 | 167.56 | 170.15 | 337.46 |
| WELD | 2003-04 | 124.00 | 1,132.00 | 828.00 | 1,960.00 | 0.84 | 4.69 | 5.92 | 5.31 | 147.62 | 241.34 | 139.86 | 369.45 |

FERRIS STATE UNIVERSITY

Student Credit Hours (SCH), Full Time Equated Faculty (FTEF) and SCH/FTEF Aggregated by Course Prefix within College and Department

| Prefix | Year | <u>Student Credit Hours</u> | | | | <u>Full Time Equated Faculty</u> | | | | <u>SCH/FTEF</u> | | | |
|---|---------|-----------------------------|----------|--------|--------------|----------------------------------|------|--------|------------------|-----------------|--------|--------|------------------|
| | | Summer | Fall | Winter | F + W (a) | Summer | Fall | Winter | Avg F + W (b) | Summer | Fall | Winter | F + W (a / b) |
| <u>Kendall College of Art & Design</u> | | | | | | | | | | | | | |
| <u>Design Studies</u> | | | | | | | | | | | | | |
| KCDM | 2000-01 | 0.00 | 0.00 | 75.00 | 75.00 | 0.00 | 0.00 | 0.67 | 0.33 | | | 112.50 | 225.00 |
| KCDM | 2001-02 | 0.00 | 75.00 | 120.00 | 195.00 | 0.00 | 0.79 | 1.14 | 0.97 | | 94.74 | 104.85 | 201.43 |
| KCDM | 2002-03 | 0.00 | 102.00 | 123.00 | 225.00 | 0.00 | 1.17 | 1.33 | 1.25 | | 87.43 | 92.48 | 180.24 |
| KCDM | 2003-04 | 18.00 | 144.00 | 144.00 | 288.00 | 0.79 | 1.34 | 1.34 | 1.34 | 22.91 | 107.87 | 107.87 | 215.73 |
| KCDS | 2000-01 | 0.00 | 0.00 | 201.00 | 201.00 | 0.00 | 0.00 | 1.50 | 0.75 | | | 134.00 | 268.00 |
| KCDS | 2001-02 | 87.00 | 234.00 | 222.00 | 456.00 | 1.40 | 1.60 | 0.29 | 0.94 | 62.14 | 146.56 | 777.40 | 484.53 |
| KCDS | 2002-03 | 171.00 | 252.00 | 228.00 | 480.00 | 0.57 | 1.91 | 1.83 | 1.87 | 300.96 | 131.71 | 124.59 | 256.46 |
| KCDS | 2003-04 | 159.00 | 294.00 | 273.00 | 567.00 | 0.71 | 2.54 | 1.82 | 2.18 | 223.37 | 115.75 | 150.00 | 260.09 |
| KCFD | 2000-01 | 0.00 | 0.00 | 222.00 | 222.00 | 0.00 | 0.00 | 2.80 | 1.40 | | | 79.29 | 158.57 |
| KCFD | 2001-02 | 6.00 | 243.00 | 192.00 | 435.00 | 0.09 | 2.08 | 1.83 | 1.96 | 68.00 | 116.83 | 104.92 | 222.50 |
| KCFD | 2002-03 | 10.00 | 204.00 | 228.00 | 432.00 | 0.00 | 2.50 | 2.58 | 2.54 | | 81.60 | 88.37 | 170.08 |
| KCFD | 2003-04 | 9.00 | 204.00 | 246.00 | 450.00 | 0.75 | 2.25 | 3.17 | 2.71 | 12.00 | 90.67 | 77.73 | 166.20 |
| KCID | 2000-01 | 0.00 | 0.00 | 580.00 | 580.00 | 0.00 | 0.00 | 4.03 | 2.02 | | | 143.80 | 287.60 |
| KCID | 2001-02 | 172.00 | 654.00 | 789.00 | 1,443.00 | 2.87 | 4.79 | 5.07 | 4.93 | 60.00 | 136.39 | 155.49 | 292.42 |
| KCID | 2002-03 | 144.00 | 969.00 | 936.00 | 1,905.00 | 2.25 | 6.79 | 7.58 | 7.18 | 64.00 | 142.74 | 123.54 | 265.23 |
| KCID | 2003-04 | 177.00 | 1,080.00 | 975.00 | 2,055.00 | 2.32 | 8.50 | 7.99 | 8.24 | 76.29 | 127.11 | 122.05 | 249.32 |
| KCIL | 2000-01 | 0.00 | 0.00 | 606.00 | 606.00 | 0.00 | 0.00 | 4.33 | 2.17 | | | 139.85 | 279.69 |
| KCIL | 2001-02 | 69.00 | 585.00 | 657.00 | 1,242.00 | 2.42 | 5.32 | 4.35 | 4.84 | 28.53 | 109.93 | 150.98 | 256.79 |
| KCIL | 2002-03 | 105.00 | 687.00 | 650.00 | 1,337.00 | 2.10 | 5.50 | 5.65 | 5.57 | 50.00 | 124.98 | 114.98 | 239.82 |
| KCIL | 2003-04 | 90.00 | 534.00 | 723.00 | 1,257.00 | 3.21 | 5.33 | 5.66 | 5.49 | 28.00 | 100.28 | 127.85 | 228.96 |

FERRIS STATE UNIVERSITY

Student Credit Hours (SCH), Full Time Equated Faculty (FTEF) and SCH/FTEF Aggregated by Course Prefix within College and Department

| Prefix | Year | <u>Student Credit Hours</u> | | | | <u>Full Time Equated Faculty</u> | | | | <u>SCH/FTEF</u> | | | |
|---|---------|-----------------------------|----------|----------|--------------|----------------------------------|-------|--------|------------------|-----------------|--------|--------|------------------|
| | | Summer | Fall | Winter | F + W (a) | Summer | Fall | Winter | Avg F + W (b) | Summer | Fall | Winter | F + W (a / b) |
| <u>Kendall College of Art & Design</u> | | | | | | | | | | | | | |
| <u>Design Studies</u> | | | | | | | | | | | | | |
| KCIN | 2000-01 | 0.00 | 0.00 | 318.00 | 318.00 | 0.00 | 0.00 | 1.00 | 0.50 | | | 318.00 | 636.00 |
| KCIN | 2001-02 | 9.00 | 243.00 | 318.00 | 561.00 | 0.26 | 1.79 | 2.98 | 2.38 | 34.00 | 136.13 | 106.71 | 235.47 |
| KCIN | 2002-03 | 3.00 | 246.00 | 387.00 | 633.00 | 1.00 | 2.12 | 3.65 | 2.88 | 3.00 | 116.13 | 106.03 | 219.47 |
| KCIN | 2003-04 | 18.00 | 321.00 | 387.00 | 708.00 | 1.33 | 2.66 | 3.65 | 3.16 | 13.53 | 120.68 | 106.03 | 224.41 |
| KCMJ | 2002-03 | 0.00 | 0.00 | 84.00 | 84.00 | 0.00 | 0.00 | 1.00 | 0.50 | | | 84.00 | 168.00 |
| KCMJ | 2003-04 | 27.00 | 96.00 | 108.00 | 204.00 | 0.67 | 1.33 | 1.81 | 1.57 | 40.30 | 72.18 | 59.67 | 129.94 |
| KCVC | 2000-01 | 0.00 | 0.00 | 1,569.00 | 1,569.00 | 0.00 | 0.00 | 14.00 | 7.00 | | | 112.07 | 224.14 |
| KCVC | 2001-02 | 210.00 | 1,857.00 | 1,641.00 | 3,498.00 | 4.18 | 16.16 | 13.37 | 14.77 | 50.28 | 114.92 | 122.71 | 236.89 |
| KCVC | 2002-03 | 199.00 | 1,965.00 | 1,761.00 | 3,726.00 | 3.96 | 17.15 | 17.98 | 17.57 | 50.19 | 114.56 | 97.94 | 212.11 |
| KCVC | 2003-04 | 252.00 | 2,001.00 | 1,743.00 | 3,744.00 | 5.33 | 19.32 | 18.30 | 18.81 | 47.28 | 103.57 | 95.25 | 199.04 |
| <u>Fine Arts/Foundation</u> | | | | | | | | | | | | | |
| KCED | 2002-03 | 45.00 | 36.00 | 91.00 | 127.00 | 0.17 | 0.44 | 0.77 | 0.60 | 272.73 | 81.82 | 118.18 | 209.92 |
| KCED | 2003-04 | 8.00 | 32.00 | 35.00 | 67.00 | 0.44 | 0.44 | 0.41 | 0.43 | 18.18 | 72.73 | 84.85 | 157.18 |
| KCFA | 2000-01 | 0.00 | 0.00 | 1,017.00 | 1,017.00 | 0.00 | 0.00 | 8.00 | 4.00 | | | 127.10 | 254.20 |
| KCFA | 2001-02 | 69.00 | 942.00 | 1,114.00 | 2,056.00 | 4.00 | 9.75 | 8.16 | 8.96 | 17.25 | 96.58 | 136.55 | 229.57 |
| KCFA | 2002-03 | 78.00 | 1,110.00 | 1,123.00 | 2,233.00 | 2.33 | 10.12 | 11.27 | 10.70 | 33.48 | 109.65 | 99.63 | 208.74 |
| KCFA | 2003-04 | 88.00 | 1,008.00 | 1,251.00 | 2,259.00 | 3.33 | 9.98 | 10.06 | 10.02 | 26.43 | 101.02 | 124.37 | 225.48 |
| KCFN | 2000-01 | 0.00 | 0.00 | 750.00 | 750.00 | 0.00 | 0.00 | 7.63 | 3.82 | | | 98.23 | 196.46 |
| KCFN | 2001-02 | 21.00 | 1,419.00 | 819.00 | 2,238.00 | 0.67 | 8.80 | 4.57 | 6.68 | 31.34 | 161.31 | 179.18 | 334.84 |

FERRIS STATE UNIVERSITY

Student Credit Hours (SCH), Full Time Equated Faculty (FTEF) and SCH/FTEF Aggregated by Course Prefix within College and Department

| Prefix | Year | Student Credit Hours | | | | Full Time Equated Faculty | | | | SCH/FTEF | | | |
|---|---------|----------------------|----------|----------|--------------|---------------------------|------|--------|------------------|----------|--------|--------|------------------|
| | | Summer | Fall | Winter | F + W (a) | Summer | Fall | Winter | Avg F + W (b) | Summer | Fall | Winter | F + W (a / b) |
| <u>Kendall College of Art & Design</u> | | | | | | | | | | | | | |
| <u>Fine Arts/Foundation</u> | | | | | | | | | | | | | |
| KCFN | 2002-03 | 6.00 | 1,212.00 | 678.00 | 1,890.00 | 0.17 | 8.86 | 5.05 | 6.95 | 36.36 | 136.85 | 134.39 | 271.91 |
| KCFN | 2003-04 | 15.00 | 1,404.00 | 918.00 | 2,322.00 | 0.33 | 8.98 | 5.43 | 7.20 | 45.45 | 156.32 | 169.14 | 322.29 |
| <u>Liberal Arts & Sciences</u> | | | | | | | | | | | | | |
| KCAH | 2000-01 | 0.00 | 0.00 | 990.00 | 990.00 | 0.00 | 0.00 | 3.17 | 1.58 | | | 312.63 | 625.26 |
| KCAH | 2001-02 | 84.00 | 1,122.00 | 1,116.00 | 2,238.00 | 2.07 | 3.71 | 3.36 | 3.53 | 40.65 | 302.49 | 332.36 | 633.37 |
| KCAH | 2002-03 | 207.00 | 1,212.00 | 1,191.00 | 2,403.00 | 2.50 | 4.00 | 3.99 | 4.00 | 82.80 | 303.25 | 298.25 | 601.50 |
| KCAH | 2003-04 | 93.00 | 1,305.00 | 1,200.00 | 2,505.00 | 1.30 | 4.57 | 3.80 | 4.19 | 71.54 | 285.35 | 315.51 | 598.09 |
| KCHP | 2003-04 | 0.00 | 0.00 | 48.00 | 48.00 | 0.00 | 0.00 | 0.33 | 0.17 | | | 144.00 | 288.00 |
| KCHU | 2000-01 | 0.00 | 0.00 | 798.00 | 798.00 | 0.00 | 0.00 | 3.34 | 1.67 | | | 239.04 | 478.08 |
| KCHU | 2001-02 | 183.00 | 972.00 | 729.00 | 1,701.00 | 1.19 | 4.50 | 3.69 | 4.10 | 153.78 | 216.08 | 197.47 | 415.38 |
| KCHU | 2002-03 | 237.00 | 1,113.00 | 963.00 | 2,076.00 | 1.15 | 5.75 | 5.00 | 5.38 | 206.41 | 193.51 | 192.54 | 386.11 |
| KCHU | 2003-04 | 306.00 | 1,119.00 | 1,050.00 | 2,169.00 | 2.23 | 5.67 | 5.61 | 5.64 | 137.53 | 197.53 | 187.11 | 384.69 |
| KCSC | 2000-01 | 0.00 | 0.00 | 87.00 | 87.00 | 0.00 | 0.00 | 0.00 | 0.00 | | | | |
| KCSC | 2001-02 | 24.00 | 141.00 | 159.00 | 300.00 | 0.20 | 0.50 | 1.00 | 0.75 | 120.00 | 282.00 | 159.00 | 400.00 |
| KCSC | 2002-03 | 51.00 | 162.00 | 183.00 | 345.00 | 0.50 | 0.50 | 1.00 | 0.75 | 102.00 | 324.00 | 183.00 | 460.00 |
| KCSC | 2003-04 | 45.00 | 354.00 | 519.00 | 873.00 | 0.40 | 1.50 | 2.80 | 2.15 | 112.50 | 236.00 | 185.36 | 406.05 |
| KCSS | 2000-01 | 0.00 | 0.00 | 315.00 | 315.00 | 0.00 | 0.00 | 1.34 | 0.67 | | | 235.96 | 471.91 |
| KCSS | 2001-02 | 72.00 | 312.00 | 423.00 | 735.00 | 0.82 | 1.51 | 1.97 | 1.74 | 87.91 | 206.28 | 214.90 | 422.31 |
| KCSS | 2002-03 | 102.00 | 495.00 | 603.00 | 1,098.00 | 1.33 | 2.41 | 2.99 | 2.70 | 76.69 | 205.54 | 201.78 | 406.92 |

FERRIS STATE UNIVERSITY

Student Credit Hours (SCH), Full Time Equated Faculty (FTEF) and SCH/FTEF Aggregated by Course Prefix within College and Department

| Prefix | Year | <u>Student Credit Hours</u> | | | | <u>Full Time Equated Faculty</u> | | | | <u>SCH/FTEF</u> | | | |
|--|---------|-----------------------------|--------|--------|--------------|----------------------------------|------|--------|------------------|-----------------|--------|--------|------------------|
| | | Summer | Fall | Winter | F + W (a) | Summer | Fall | Winter | Avg F + W (b) | Summer | Fall | Winter | F + W (a / b) |
| <u>Kendall College of Art & Design</u> | | | | | | | | | | | | | |
| <u>Liberal Arts & Sciences</u> | | | | | | | | | | | | | |
| KCSS | 2003-04 | 183.00 | 597.00 | 609.00 | 1,206.00 | 2.65 | 3.59 | 3.15 | 3.37 | 69.19 | 166.53 | 193.35 | 358.14 |

FERRIS STATE UNIVERSITY

Student Credit Hours (SCH), Full Time Equated Faculty (FTEF) and SCH/FTEF Aggregated by Course Prefix within College and Department

| Prefix | Year | <u>Student Credit Hours</u> | | | | <u>Full Time Equated Faculty</u> | | | | <u>SCH/FTEF</u> | | | |
|--|---------|-----------------------------|----------|--------|--------------|----------------------------------|------|--------|------------------|-----------------|--------|----------|------------------|
| | | Summer | Fall | Winter | F + W (a) | Summer | Fall | Winter | Avg F + W (b) | Summer | Fall | Winter | F + W (a / b) |
| <u>University College</u> | | | | | | | | | | | | | |
| <u>Developmental Programs & Curriculum</u> | | | | | | | | | | | | | |
| CARE | 2000-01 | 0.00 | 849.00 | 231.00 | 1,080.00 | 0.00 | 3.50 | 1.00 | 2.25 | | 242.57 | 231.00 | 480.00 |
| CARE | 2001-02 | 0.00 | 429.00 | 234.00 | 663.00 | 0.00 | 1.75 | 1.14 | 1.45 | | 245.14 | 204.75 | 458.37 |
| CARE | 2002-03 | 0.00 | 478.00 | 156.00 | 634.00 | 0.00 | 1.50 | 0.10 | 0.80 | | 318.67 | 1,560.00 | 792.50 |
| CARE | 2003-04 | 0.00 | 375.00 | 165.00 | 540.00 | 0.00 | 1.28 | 1.05 | 1.16 | | 293.86 | 157.14 | 464.29 |
| COSK | 2001-02 | 0.00 | 7.00 | 0.00 | 7.00 | 0.00 | 0.09 | 0.00 | 0.04 | | 82.35 | | 164.71 |
| DIST | 1999-00 | 0.00 | 0.00 | 67.00 | 67.00 | 0.00 | 0.00 | 0.25 | 0.13 | | | 268.00 | 536.00 |
| DIST | 2000-01 | 0.00 | 86.00 | 62.00 | 148.00 | 0.00 | 0.24 | 0.24 | 0.24 | | 358.33 | 258.33 | 616.67 |
| DIST | 2001-02 | 0.00 | 85.00 | 52.00 | 137.00 | 0.00 | 0.33 | 0.24 | 0.28 | | 261.54 | 216.67 | 484.96 |
| DIST | 2002-03 | 5.00 | 28.00 | 36.00 | 64.00 | 0.00 | 0.14 | 0.27 | 0.21 | | 200.00 | 132.79 | 311.35 |
| DIST | 2003-04 | 3.00 | 39.00 | 17.00 | 56.00 | 0.00 | 0.24 | 0.22 | 0.23 | | 162.50 | 76.50 | 242.31 |
| FSUH | 2003-04 | 0.00 | 34.00 | 48.00 | 82.00 | 0.00 | 1.06 | 0.48 | 0.77 | | 32.22 | 99.31 | 106.59 |
| FSUS | 2001-02 | 13.00 | 1,110.00 | 327.00 | 1,437.00 | 0.17 | 5.10 | 1.60 | 3.35 | 74.61 | 217.51 | 204.80 | 428.96 |
| FSUS | 2002-03 | 6.00 | 1,800.00 | 184.00 | 1,984.00 | 0.08 | 8.32 | 1.18 | 4.75 | 72.73 | 216.28 | 156.37 | 417.71 |
| FSUS | 2003-04 | 0.00 | 1,926.00 | 145.00 | 2,071.00 | 0.00 | 8.26 | 0.97 | 4.62 | | 233.15 | 149.48 | 448.71 |
| HNRS | 2003-04 | 0.00 | 196.00 | 0.00 | 196.00 | 0.00 | 0.32 | 0.00 | 0.16 | | 612.50 | | 1,225.00 |
| IEPG | 2000-01 | 0.00 | 0.00 | 448.00 | 448.00 | 0.00 | 0.00 | 4.00 | 2.00 | | | 112.00 | 224.00 |
| IEPG | 2001-02 | 216.00 | 384.00 | 296.00 | 680.00 | 2.75 | 4.00 | 4.00 | 4.00 | 78.55 | 96.00 | 74.00 | 170.00 |
| IEPG | 2002-03 | 228.00 | 420.00 | 208.00 | 628.00 | 2.75 | 4.00 | 4.00 | 4.00 | 82.91 | 105.00 | 52.00 | 157.00 |
| IEPG | 2003-04 | 284.00 | 260.00 | 224.00 | 484.00 | 2.75 | 3.33 | 3.75 | 3.54 | 103.27 | 78.08 | 59.73 | 136.72 |

FERRIS STATE UNIVERSITY

Student Credit Hours (SCH), Full Time Equated Faculty (FTEF) and SCH/FTEF Aggregated by Course Prefix within College and Department

| Prefix | Year | <u>Student Credit Hours</u> | | | | <u>Full Time Equated Faculty</u> | | | | <u>SCH/FTEF</u> | | | |
|---|---------|-----------------------------|----------|--------|--------------|----------------------------------|------|--------|------------------|-----------------|--------|--------|------------------|
| | | Summer | Fall | Winter | F + W (a) | Summer | Fall | Winter | Avg F + W (b) | Summer | Fall | Winter | F + W (a / b) |
| <u>University College</u> | | | | | | | | | | | | | |
| <u>Developmental Programs & Curriculum</u> | | | | | | | | | | | | | |
| NASE | 2001-02 | 0.00 | 63.00 | 24.00 | 87.00 | 0.00 | 0.00 | 0.00 | 0.00 | | | | |
| NASE | 2002-03 | 0.00 | 45.00 | 24.00 | 69.00 | 0.00 | 0.00 | 0.00 | 0.00 | | | | |
| NASE | 2003-04 | 0.00 | 45.00 | 30.00 | 75.00 | 0.00 | 0.00 | 0.00 | 0.00 | | | | |
| ORSA | 2000-01 | 0.00 | 0.00 | 30.00 | 30.00 | 0.00 | 0.00 | 0.00 | 0.00 | | | | |
| ORSA | 2001-02 | 18.00 | 15.00 | 15.00 | 30.00 | 0.00 | 0.00 | 0.00 | 0.00 | | | | |
| ORSA | 2002-03 | 6.00 | 30.00 | 66.00 | 96.00 | 0.00 | 0.00 | 0.00 | 0.00 | | | | |
| ORSA | 2003-04 | 0.00 | 0.00 | 90.00 | 90.00 | 0.00 | 0.00 | 0.00 | 0.00 | | | | |
| READ | 2000-01 | 33.00 | 1,545.00 | 432.00 | 1,977.00 | 0.25 | 5.69 | 3.00 | 4.34 | 133.33 | 271.65 | 144.00 | 455.14 |
| READ | 2001-02 | 0.00 | 1,398.00 | 480.00 | 1,878.00 | 0.00 | 5.41 | 2.75 | 4.08 | | 258.55 | 174.55 | 460.46 |
| READ | 2002-03 | 18.00 | 1,290.00 | 417.00 | 1,707.00 | 0.25 | 4.55 | 2.67 | 3.61 | 72.73 | 283.52 | 156.38 | 473.07 |
| READ | 2003-04 | 0.00 | 1,392.00 | 348.00 | 1,740.00 | 0.00 | 5.05 | 2.57 | 3.81 | | 275.64 | 135.58 | 456.89 |
| UNCP | 2002-03 | 0.00 | 205.00 | 73.00 | 278.00 | 0.00 | 0.68 | 0.77 | 0.72 | | 302.68 | 94.81 | 384.17 |
| UNCP | 2003-04 | 0.00 | 270.00 | 83.00 | 353.00 | 0.00 | 1.18 | 0.89 | 1.03 | | 229.77 | 93.14 | 341.69 |
| UNIV | 1999-00 | 42.00 | 2,482.00 | 638.00 | 3,120.00 | 0.25 | 9.10 | 4.00 | 6.55 | 168.00 | 272.65 | 159.50 | 476.21 |
| UNIV | 2000-01 | 1.00 | 495.00 | 219.00 | 714.00 | 0.00 | 2.03 | 1.21 | 1.62 | | 243.95 | 181.63 | 441.45 |
| UNIV | 2001-02 | 28.00 | 268.00 | 220.00 | 488.00 | 0.35 | 1.14 | 0.90 | 1.02 | 80.35 | 235.44 | 244.44 | 478.83 |
| UNIV | 2002-03 | 0.00 | 124.00 | 60.00 | 184.00 | 0.00 | 0.51 | 0.67 | 0.59 | | 243.14 | 89.55 | 311.86 |
| UNIV | 2003-04 | 0.00 | 48.00 | 40.00 | 88.00 | 0.00 | 0.34 | 0.50 | 0.42 | | 142.37 | 80.00 | 210.24 |
| <u>Educational and Career Counseling</u> | | | | | | | | | | | | | |

FERRIS STATE UNIVERSITY

Student Credit Hours (SCH), Full Time Equated Faculty (FTEF) and SCH/FTEF Aggregated by Course Prefix within College and Department

| Prefix | Year | <u>Student Credit Hours</u> | | | | <u>Full Time Equated Faculty</u> | | | | <u>SCH/FTEF</u> | | | |
|--|---------|-----------------------------|----------|--------|--------------|----------------------------------|------|--------|------------------|-----------------|--------|--------|------------------|
| | | Summer | Fall | Winter | F + W (a) | Summer | Fall | Winter | Avg F + W (b) | Summer | Fall | Winter | F + W (a / b) |
| <u>University College</u> | | | | | | | | | | | | | |
| <u>Educational and Career Counseling</u> | | | | | | | | | | | | | |
| FSUS | 1999-00 | 0.00 | 1,019.00 | 152.00 | 1,171.00 | 0.00 | 3.77 | 0.81 | 2.29 | | 270.65 | 186.89 | 511.54 |
| FSUS | 2000-01 | 6.00 | 892.00 | 242.00 | 1,134.00 | 0.08 | 3.67 | 1.50 | 2.58 | 72.73 | 243.36 | 161.33 | 439.08 |

FERRIS STATE UNIVERSITY

Ranked Listing of Student Credit Hours (SCH) / Full Time Equated Faculty (FTEF) Aggregated by College Fall + Winter Semesters 2003-2004

| College | Student Credit Hours/ Full Time Equated Faculty |
|-----------------------------------|--|
| College of Arts and Sciences | 605.40 |
| College of Business | 522.16 |
| College of Allied Health Sciences | 440.46 |
| College of Education & Human Serv | 422.91 |
| College of Pharmacy | 378.22 |
| University College | 366.92 |
| College of Technology | 360.57 |
| Kendall College of Art & Design | 270.35 |
| College of Optometry | 251.10 |
| College of Profess & Tech Studies | 171.67 |

FERRIS STATE UNIVERSITY

Ranked Listing of Student Credit Hours (SCH) / Full Time Equated Faculty (FTEF) Aggregated by Department Fall + Winter Semesters 2003-2004

| Department | Student Credit Hours/ Full Time Equated Faculty (SCH/FTEF) |
|--|---|
| Physical Sciences | 688.16 |
| Social Sciences | 670.82 |
| Mathematics | 647.57 |
| Biological Sciences | 624.09 |
| Humanities | 616.34 |
| Accountancy, Finance, Econ, & Statistics | 581.55 |
| Management | 559.82 |
| College of Allied Health Sciences | 552.00 |
| Construction Technology & Management | 510.68 |
| Health Management Department | 507.53 |
| Computer Information Systems Dept | 505.17 |
| Leisure Studies and Wellness | 504.05 |

FERRIS STATE UNIVERSITY

Ranked Listing of Student Credit Hours (SCH) / Full Time Equated Faculty (FTEF) Aggregated by Department Fall + Winter Semesters 2003-2004

| Department | Student Credit Hours/ Full Time Equated Faculty (SCH/FTEF) |
|-------------------------------------|---|
| Marketing | 498.58 |
| Language and Literature | 492.14 |
| Criminal Justice | 458.93 |
| Health Related Programs | 450.92 |
| Mechanical Design | 446.60 |
| Liberal Arts & Sciences | 438.47 |
| School of Education | 398.77 |
| Pharmacy | 378.22 |
| Nursing & Dental Hygiene | 374.99 |
| Automotive | 372.38 |
| HVACR | 370.15 |
| Welding | 369.45 |
| Developmental Programs & Curriculum | 366.92 |

FERRIS STATE UNIVERSITY

Ranked Listing of Student Credit Hours (SCH) / Full Time Equated Faculty (FTEF) Aggregated by Department Fall + Winter Semesters 2003-2004

| Department | Student Credit Hours/ Full Time Equated Faculty (SCH/FTEF) |
|---------------------------------------|---|
| Manufacturing Engineering Technology | 359.57 |
| Electronics/CNS | 356.23 |
| Television Production | 354.47 |
| Architectural Tech & Facilities Mgmt | 349.32 |
| Plastics and Rubber | 311.64 |
| College of Business Graduate Programs | 301.19 |
| Surveying | 285.49 |
| Fine Arts/Foundation | 263.35 |
| Optometry | 251.10 |
| Printing & Imaging Technology Mgmt | 239.92 |
| Heavy Equipment | 238.34 |
| Design Studies | 213.22 |
| Professional & Technological Studies | 171.67 |

FERRIS STATE UNIVERSITY

Ranked Listing of Student Credit Hours (SCH) / Full Time Equated Faculty (FTEF) Aggregated by Course Prefix Fall + Winter Semesters 2003-2004

| Course Description | Course Prefix | Student Credit Hours/ Full Time Equated Faculty (SCH/FTEF) |
|--------------------------|---------------|--|
| Honors | HNRS | 1,225.00 |
| Astronomy | ASTR | 1,001.67 |
| Social Sciences | SSCI | 894.35 |
| History | HIST | 893.79 |
| Economics | ECON | 874.59 |
| Anthropology | ANTH | 804.00 |
| Psychology | PSYC | 781.52 |
| Sociology | SOCY | 759.76 |
| Radiography | RADI | 748.81 |
| Geography | GEOG | 746.20 |
| Metallurgy | MATL | 743.65 |
| Physical Science | PHSC | 720.00 |
| Pharmaceutical Chemistry | PHCH | 706.78 |
| Language | LANG | 702.01 |

FERRIS STATE UNIVERSITY

Ranked Listing of Student Credit Hours (SCH) / Full Time Equated Faculty (FTEF) Aggregated by Course Prefix Fall + Winter Semesters 2003-2004

| Course Description | Course Prefix | Student Credit Hours/ Full Time Equated Faculty (SCH/FTEF) |
|---------------------------------------|---------------|--|
| Pharmaceutics | PHAR | 689.44 |
| Physics | PHYS | 688.82 |
| Art History | ARTH | 686.22 |
| Humanities | HUMN | 675.88 |
| Core Curriculum Health Sciences | CCHS | 675.52 |
| Chemistry | CHEM | 673.97 |
| Biology | BIOL | 659.03 |
| Management | MGMT | 658.13 |
| Mathematics | MATH | 652.12 |
| Real Estate | REAL | 646.28 |
| Product Design Engineering Technology | PDET | 637.70 |
| Geology | GEOL | 637.50 |
| Marketing | MKTG | 634.83 |
| Advertising | ADVG | 634.59 |

FERRIS STATE UNIVERSITY

Ranked Listing of Student Credit Hours (SCH) / Full Time Equated Faculty (FTEF) Aggregated by Course Prefix Fall + Winter Semesters 2003-2004

| Course Description | Course Prefix | Student Credit Hours/ Full Time Equated Faculty (SCH/FTEF) |
|-----------------------------|---------------|--|
| Pharmacy Administration | PHAD | 632.39 |
| Political Science | PLSC | 629.89 |
| Health Education | HLTH | 619.65 |
| Business Law | BLAW | 618.20 |
| Retailing | RETG | 606.86 |
| Kendall College Art History | KCAH | 598.09 |
| Photography | PHOT | 595.20 |
| Dental Hygiene | DHYG | 594.92 |
| Communication | COMM | 579.19 |
| Physical Education | PHED | 566.09 |
| E-Commerce | ECOM | 564.00 |
| Music | MUSI | 558.96 |
| Allied Health Science | CAHS | 552.00 |
| Accountancy | ACCT | 540.71 |

FERRIS STATE UNIVERSITY

Ranked Listing of Student Credit Hours (SCH) / Full Time Equated Faculty (FTEF) Aggregated by Course Prefix Fall + Winter Semesters 2003-2004

| Course Description | Course Prefix | Student Credit Hours/ Full Time Equated Faculty (SCH/FTEF) |
|---------------------------------------|---------------|--|
| Construction Management | CONM | 532.21 |
| Art | ARTS | 531.11 |
| Pharmacology | PHCL | 529.54 |
| Spanish | SPAN | 513.75 |
| Communication Honors | COMH | 512.00 |
| Professional Golf Management | PGMG | 510.23 |
| Computer Information Systems | ISYS | 504.97 |
| Education Language Arts | EDLA | 504.32 |
| Business | BUSN | 503.15 |
| Medical Record Information Systems | MRIS | 499.76 |
| English | ENGL | 498.40 |
| Automotive/Heavy Equipment Management | AHEM | 496.05 |
| German | GERM | 493.57 |
| Public Relations | PREL | 490.40 |

FERRIS STATE UNIVERSITY

Ranked Listing of Student Credit Hours (SCH) / Full Time Equated Faculty (FTEF) Aggregated by Course Prefix Fall + Winter Semesters 2003-2004

| Course Description | Course Prefix | Student Credit Hours/ Full Time Equated Faculty (SCH/FTEF) |
|-------------------------------------|---------------|--|
| French | FREN | 485.45 |
| Mechanical Engineering Technology | MECH | 480.23 |
| Engineering Graphics | ETEC | 465.72 |
| Career Exploration | CARE | 464.29 |
| Nuclear Medicine | NUCM | 460.00 |
| Health Care Systems Administration | HCSA | 459.55 |
| Statistics and Quantitative Methods | STQM | 458.67 |
| Reading | READ | 456.89 |
| Finance | FINC | 456.77 |
| Criminal Justice | CRIM | 455.49 |
| Literature | LITR | 449.20 |
| Ferris State University Seminar | FSUS | 448.71 |
| Law | LLAW | 444.10 |
| Child Development | EDCD | 438.77 |

FERRIS STATE UNIVERSITY

Ranked Listing of Student Credit Hours (SCH) / Full Time Equated Faculty (FTEF) Aggregated by Course Prefix Fall + Winter Semesters 2003-2004

| Course Description | Course Prefix | Student Credit Hours/ Full Time Equated Faculty (SCH/FTEF) |
|--|---------------|--|
| Restaurant and Food Industry Management | RFIM | 434.61 |
| Building Construction | BCTM | 424.38 |
| Hospitality Management | HOMT | 421.38 |
| Computer Science | CPSC | 414.08 |
| Manufacturing Engineering Technology | MFGE | 412.38 |
| Kendall College Science | KCSC | 406.05 |
| Recreation Management and Leisure Studies | RMLS | 401.26 |
| Education | EDUC | 399.17 |
| Civil Engineering Technology | CETM | 399.04 |
| Education Reading Language Arts | ERLA | 390.00 |
| Journalism | JRNL | 387.00 |
| Kendall College Humanities | KCHU | 384.69 |
| International Business | INTB | 372.26 |
| Environmental Health and Safety Management | EHSM | 371.81 |

FERRIS STATE UNIVERSITY

Ranked Listing of Student Credit Hours (SCH) / Full Time Equated Faculty (FTEF) Aggregated by Course Prefix Fall + Winter Semesters 2003-2004

| Course Description | Course Prefix | Student Credit Hours/ Full Time Equated Faculty (SCH/FTEF) |
|---|---------------|--|
| Heating, Ventilation, Air Conditioning & Refrig Tec | HVAC | 370.15 |
| Welding Engineering Technology | WELD | 369.45 |
| Facilities Management | FMAN | 360.00 |
| Respiratory Care | RESP | 358.93 |
| Kendall College Social Science | KCSS | 358.14 |
| Electrical and Electronics Engineering Technology | EEET | 356.80 |
| Television Production | TVPR | 354.47 |
| Computer Network and Systems | ECNS | 354.04 |
| Automotive Service Technology | AUTO | 353.56 |
| CAD Drafting and Tool Design | CDTD | 347.86 |
| Architectural Technology | ARCH | 346.65 |
| University College Program | UNCP | 341.69 |
| Diagnostic Medical Sonography | SONO | 340.00 |
| Visual Design and WEB Media | VISD | 339.17 |

FERRIS STATE UNIVERSITY

Ranked Listing of Student Credit Hours (SCH) / Full Time Equated Faculty (FTEF) Aggregated by Course Prefix Fall + Winter Semesters 2003-2004

| Course Description | Course Prefix | Student Credit Hours/ Full Time Equated Faculty (SCH/FTEF) |
|--|---------------|--|
| Plastics Engineering Technology | PLTS | 338.47 |
| Automotive Body | ABOD | 331.89 |
| Kendall College Foundation | KCFN | 322.29 |
| Master of Business Administration | MMBA | 315.39 |
| Professional Tennis Management | PTMG | 307.69 |
| Heavy Equipment Service Engineering Technology | HSET | 304.17 |
| Social Work | SCWK | 290.29 |
| Nursing | NURS | 288.40 |
| Kendall College Historic Preservation | KCHP | 288.00 |
| Surveying Engineering | SURE | 285.49 |
| Master of Science Information Systems Management | MISM | 284.04 |
| Educational Career Technical Education | ECTE | 282.62 |
| Pharmacy Practice | PHPR | 280.84 |
| Clinical Laboratory Science | CLLS | 279.12 |

FERRIS STATE UNIVERSITY

Ranked Listing of Student Credit Hours (SCH) / Full Time Equated Faculty (FTEF) Aggregated by Course Prefix Fall + Winter Semesters 2003-2004

| Course Description | Course Prefix | Student Credit Hours/ Full Time Equated Faculty (SCH/FTEF) |
|-----------------------------------|---------------|--|
| Theatre | THTR | 265.00 |
| Kendall College Design Studies | KCDS | 260.09 |
| Optometry | OPTM | 251.10 |
| Kendall College Interior Design | KCID | 249.32 |
| Directed Studies | DIST | 242.31 |
| Printing Technology | PTEC | 240.43 |
| Music Industry Management | MIMG | 238.15 |
| Horticulture | HORT | 238.12 |
| Kendall College Illustration | KCIL | 228.96 |
| Kendall College Fine Arts | KCFA | 225.48 |
| Heavy Equipment Technology | HEQT | 225.45 |
| Kendall College Industrial Design | KCIN | 224.41 |
| Education Special Needs | ESPN | 224.00 |
| Manufacturing Tooling Technology | MFGT | 223.80 |

FERRIS STATE UNIVERSITY

Ranked Listing of Student Credit Hours (SCH) / Full Time Equated Faculty (FTEF) Aggregated by Course Prefix Fall + Winter Semesters 2003-2004

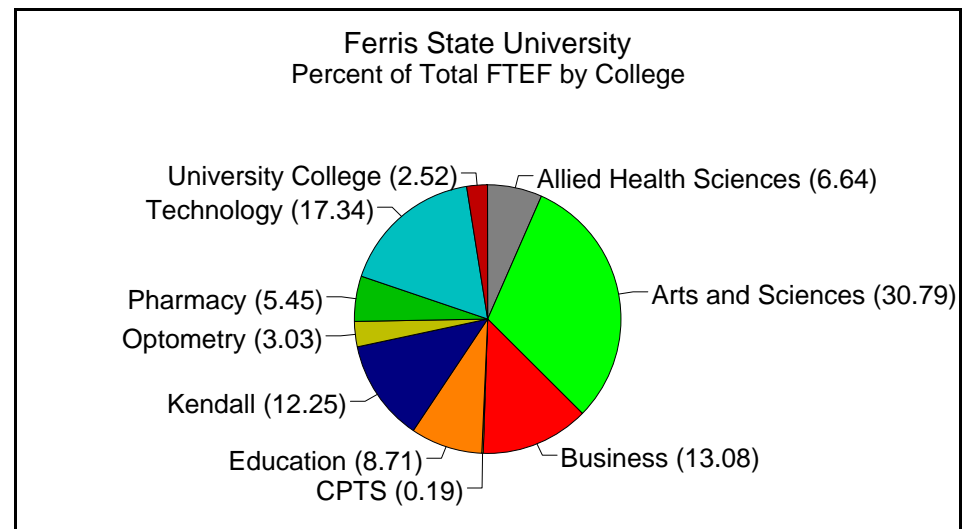
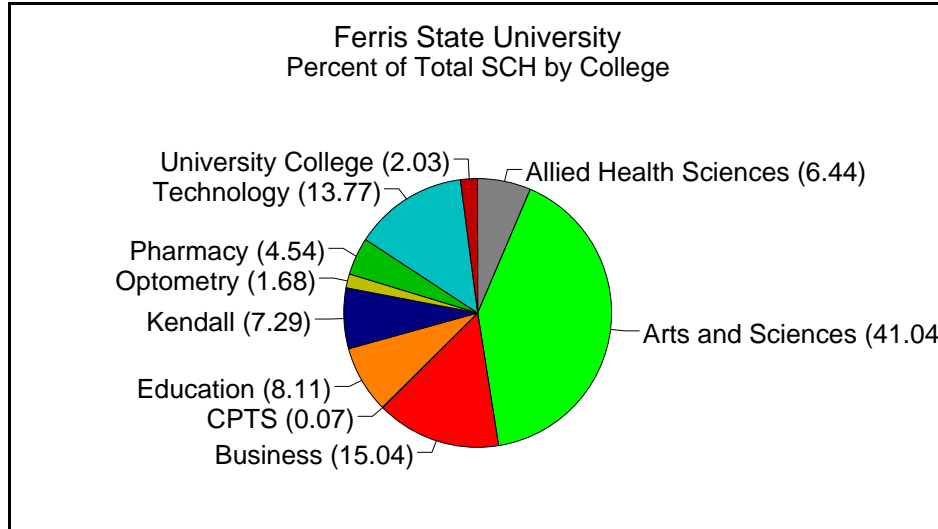
| Course Description | Course Prefix | Student Credit Hours/ Full Time Equated Faculty (SCH/FTEF) |
|---------------------------------------|---------------|--|
| Kendall College Digital Media | KCDM | 215.73 |
| University | UNIV | 210.24 |
| Kendall College Visual Communications | KCVC | 199.04 |
| Rubber Technology | RUBR | 187.56 |
| New Media Printing and Publishing | NMPP | 187.43 |
| Digital Animation and Game Design | DAGD | 171.67 |
| Kendall College Furniture Design | KCFD | 166.20 |
| Printing Management | PMGT | 165.06 |
| Kendall Education | KCED | 157.18 |
| Intensive English Program | IEPG | 136.72 |
| Kendall Metals/Jewelry Design | KCMJ | 129.94 |
| Pharmacognosy | PHCG | 129.65 |
| Ferris State University Honors | FSUH | 106.59 |
| Applied Science | APPS | |

Ferris State University

Student Credit Hours (SCH) and Full Time Equated Faculty (FTEF) by College

Fall and Winter Terms Combined 2003-2004

By College



| College | SCH | FTEF |
|------------------------|------------|--------|
| Allied Health Sciences | 18,299.00 | 41.54 |
| Arts and Sciences | 116,604.00 | 192.61 |
| Business | 42,733.00 | 81.84 |
| CPTS | 200.00 | 1.17 |
| Education | 23,044.00 | 54.49 |
| Kendall | 20,722.00 | 76.65 |
| Optometry | 4,765.00 | 18.98 |
| Pharmacy | 12,896.00 | 34.10 |
| Technology | 39,117.00 | 108.49 |
| University College | 5,775.00 | 15.74 |

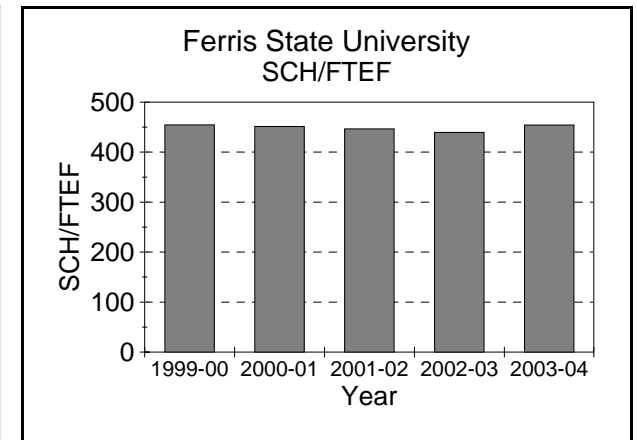
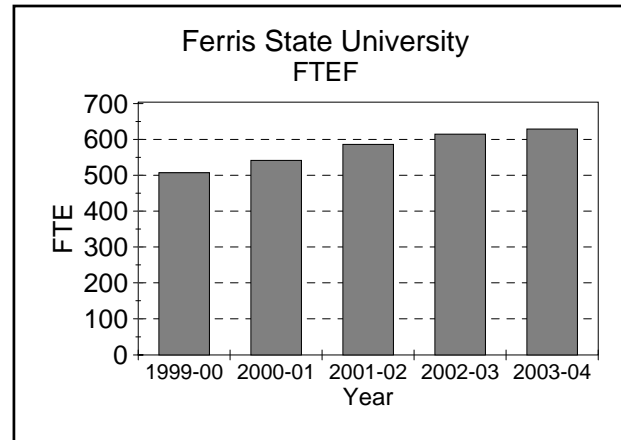
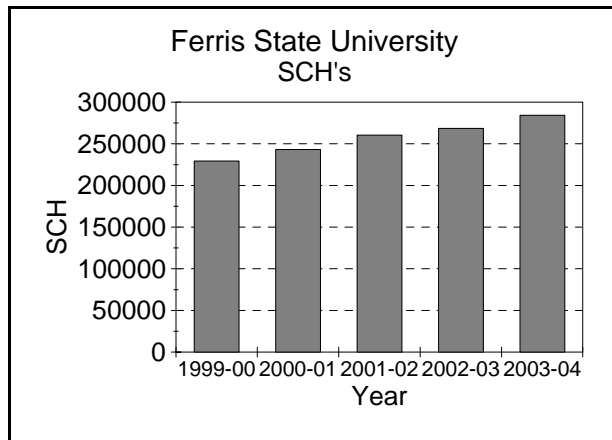
Source: Office of Institutional Research, g:\...fload\0304\prdupie.rsl

Ferris State University

Student Credit Hours (SCH), Full Time Equated Faculty (FTEF) and SCH/FTEF Aggregated by University

Fall and Winter Terms Combined

FSU



| <u>Year</u> | <u>SCH</u> | <u>FTEF</u> | <u>SCH/FTEF</u> |
|-------------|------------|-------------|-----------------|
| 1999-00 | 229,276.50 | 504.43 | 454.53 |
| 2000-01 | 243,185.00 | 538.82 | 451.32 |
| 2001-02 | 260,521.00 | 583.23 | 446.69 |
| 2002-03 | 268,592.00 | 611.23 | 439.43 |
| 2003-04 | 284,155.00 | 625.59 | 454.22 |

Caution: When viewing graphs, please note the differences in scales

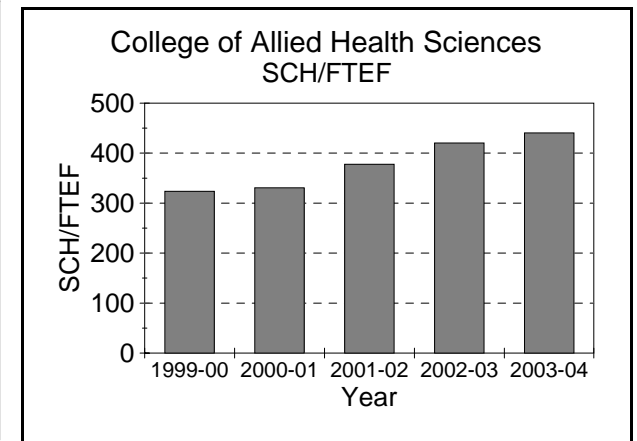
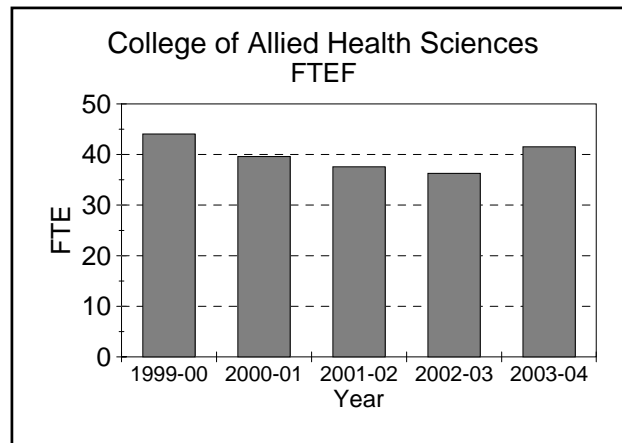
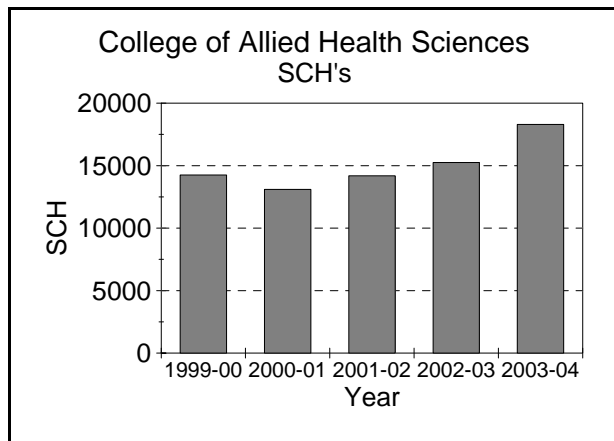
Source: Office of Institutional Research, g:\...\facload\0304\prdungr.rsl

Ferris State University

Student Credit Hours (SCH), Full Time Equated Faculty (FTEF) and SCH/FTEF Aggregated by College

Fall and Winter Terms Combined

College of Allied Health Sciences



| <u>Year</u> | <u>SCH</u> | <u>FTEF</u> | <u>SCH/FTEF</u> |
|-------------|------------|-------------|-----------------|
| 1999-00 | 14,251.00 | 44.05 | 323.54 |
| 2000-01 | 13,102.00 | 39.61 | 330.75 |
| 2001-02 | 14,193.00 | 37.58 | 377.66 |
| 2002-03 | 15,244.00 | 36.26 | 420.44 |
| 2003-04 | 18,299.00 | 41.54 | 440.46 |

Caution: When viewing graphs, please note the differences in scales

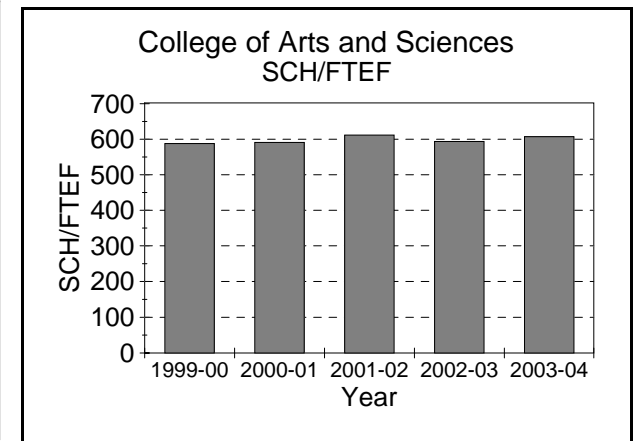
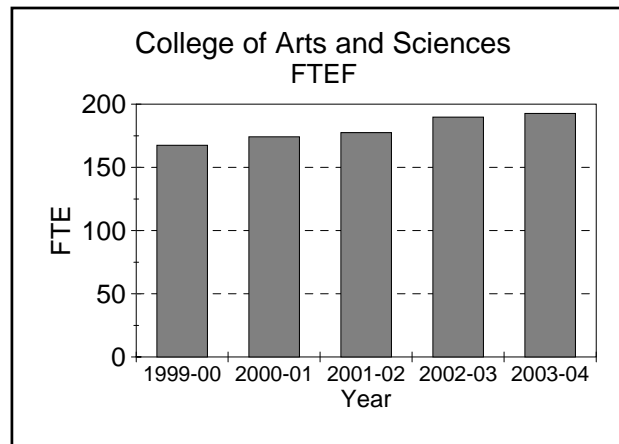
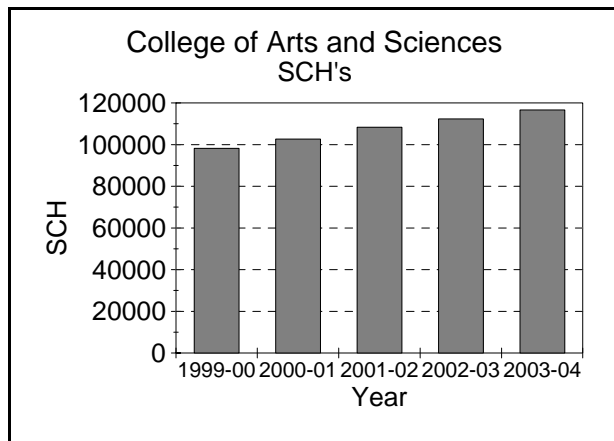
Source: Office of Institutional Research, g:\...\facload\0304\prdahgr.rsl

Ferris State University

Student Credit Hours (SCH), Full Time Equated Faculty (FTEF) and SCH/FTEF Aggregated by College

Fall and Winter Terms Combined

College of Arts and Sciences



| <u>Year</u> | <u>SCH</u> | <u>FTEF</u> | <u>SCH/FTEF</u> |
|-------------|------------|-------------|-----------------|
| 1999-00 | 98,176.00 | 167.49 | 586.15 |
| 2000-01 | 102,666.00 | 174.22 | 589.29 |
| 2001-02 | 108,311.00 | 177.50 | 610.19 |
| 2002-03 | 112,342.00 | 189.70 | 592.21 |
| 2003-04 | 116,604.00 | 192.61 | 605.40 |

Caution: When viewing graphs, please note the differences in scales

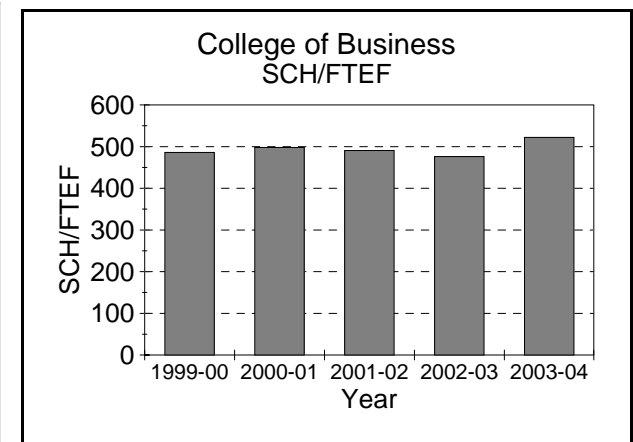
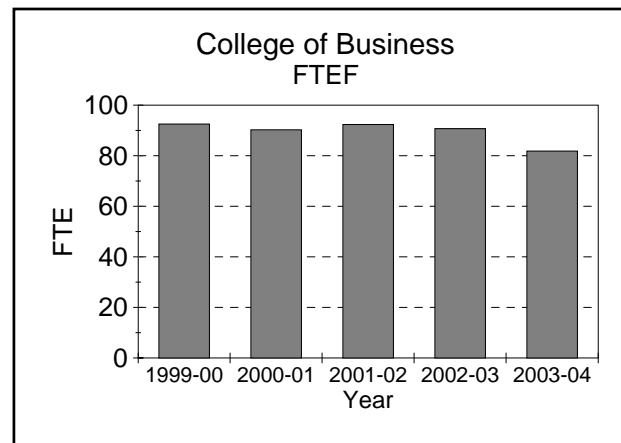
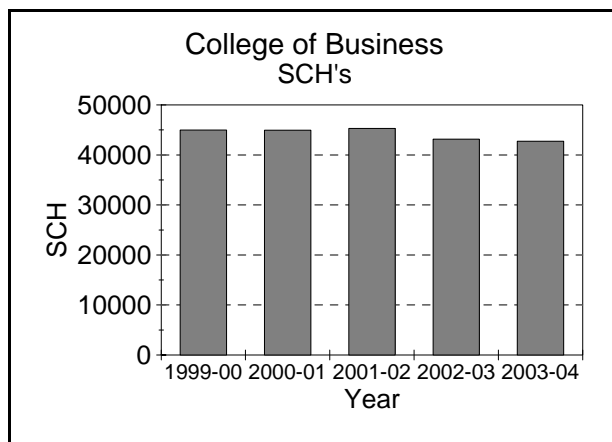
Source: Office of Institutional Research, g:\...load\0304\prdasgr.rsl

Ferris State University

Student Credit Hours (SCH), Full Time Equated Faculty (FTEF) and SCH/FTEF Aggregated by College

Fall and Winter Terms Combined

College of Business



| <u>Year</u> | <u>SCH</u> | <u>FTEF</u> | <u>SCH/FTEF</u> |
|-------------|------------|-------------|-----------------|
| 1999-00 | 44,965.00 | 92.54 | 485.89 |
| 2000-01 | 44,955.00 | 90.28 | 497.97 |
| 2001-02 | 45,304.00 | 92.33 | 490.67 |
| 2002-03 | 43,162.00 | 90.70 | 475.89 |
| 2003-04 | 42,733.00 | 81.84 | 522.16 |

Caution: When viewing graphs, please note the differences in scales

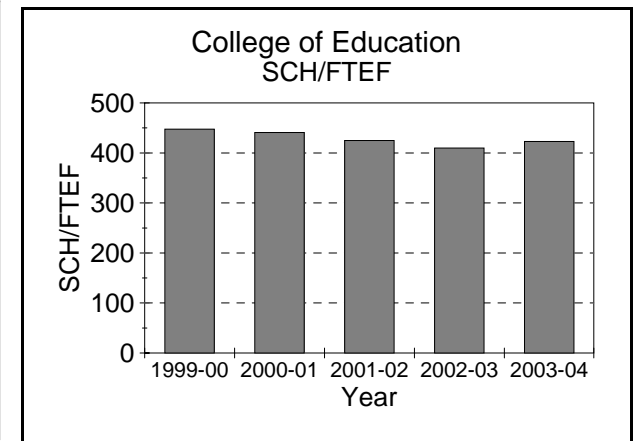
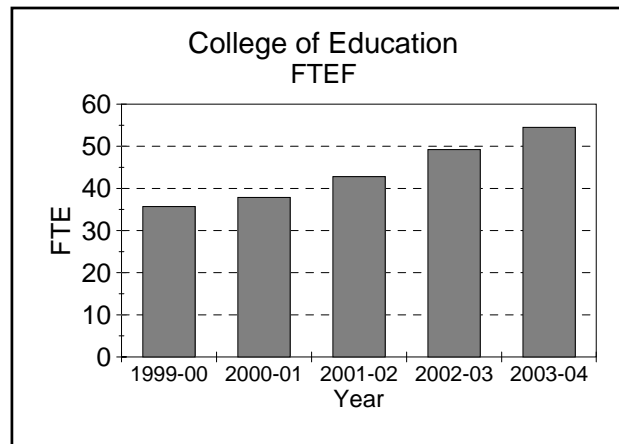
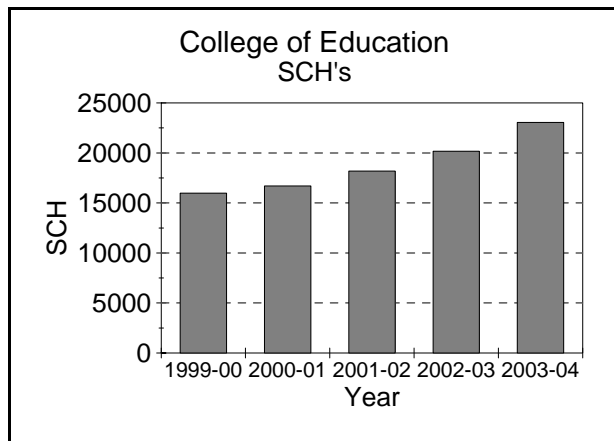
Source: Office of Institutional Research, g:\...load\0304\prdbmgr.rsl

Ferris State University

Student Credit Hours (SCH), Full Time Equated Faculty (FTEF) and SCH/FTEF Aggregated by College

Fall and Winter Terms Combined

College of Education & Human Services



| <u>Year</u> | <u>SCH</u> | <u>FTEF</u> | <u>SCH/FTEF</u> |
|-------------|------------|-------------|-----------------|
| 1999-00 | 15,972.00 | 35.70 | 447.45 |
| 2000-01 | 16,693.00 | 37.87 | 440.80 |
| 2001-02 | 18,180.00 | 42.80 | 424.76 |
| 2002-03 | 20,165.00 | 49.21 | 409.81 |
| 2003-04 | 23,044.00 | 54.49 | 422.91 |

Caution: When viewing graphs, please note the differences in scales

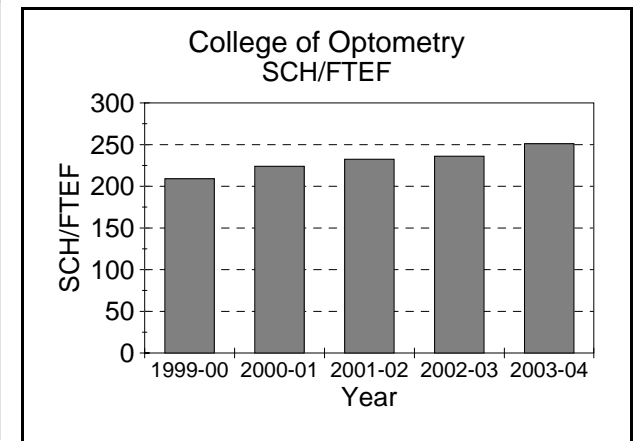
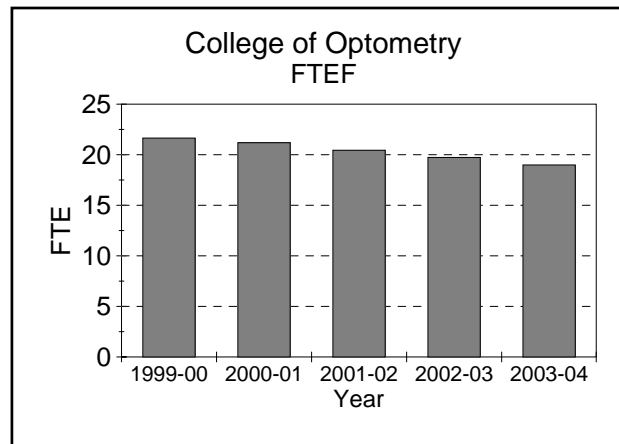
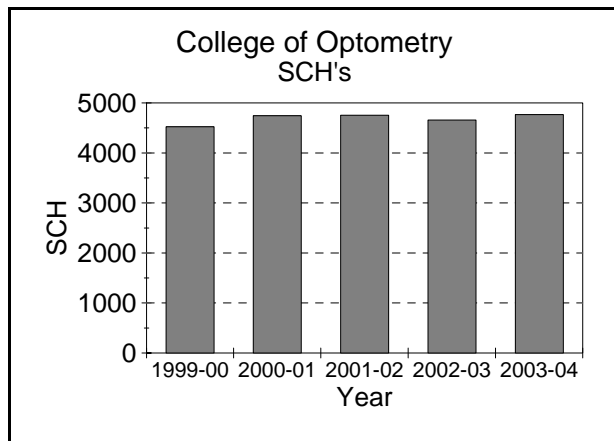
Source: Office of Institutional Research, g:\...fload\0304\prdedgr.rsl

Ferris State University

Student Credit Hours (SCH), Full Time Equated Faculty (FTEF) and SCH/FTEF Aggregated by College

Fall and Winter Terms Combined

College of Optometry



| <u>Year</u> | <u>SCH</u> | <u>FTEF</u> | <u>SCH/FTEF</u> |
|-------------|------------|-------------|-----------------|
| 1999-00 | 4,522.00 | 21.64 | 209.00 |
| 2000-01 | 4,744.00 | 21.19 | 223.90 |
| 2001-02 | 4,753.00 | 20.45 | 232.39 |
| 2002-03 | 4,657.00 | 19.73 | 236.01 |
| 2003-04 | 4,765.00 | 18.98 | 251.10 |

Caution: When viewing graphs, please note the differences in scales

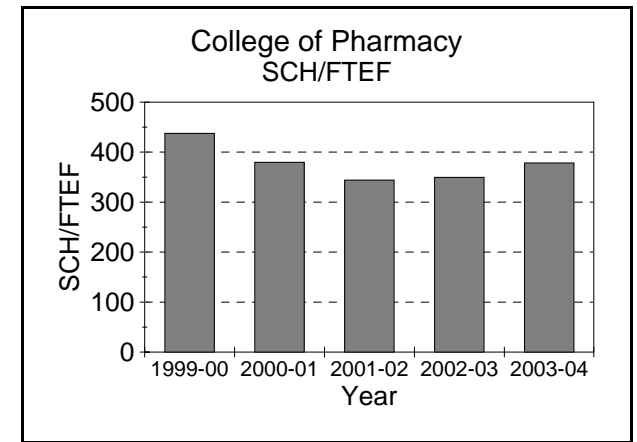
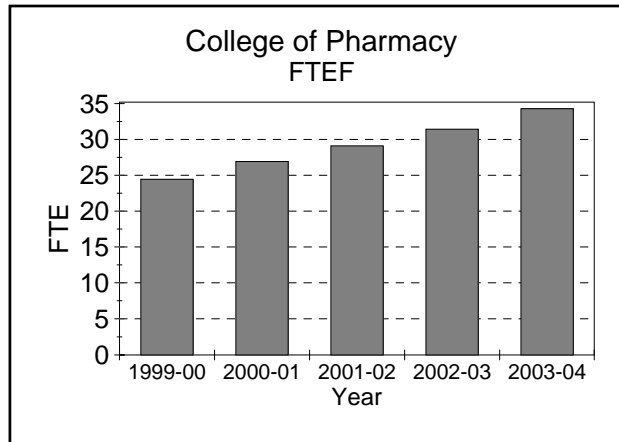
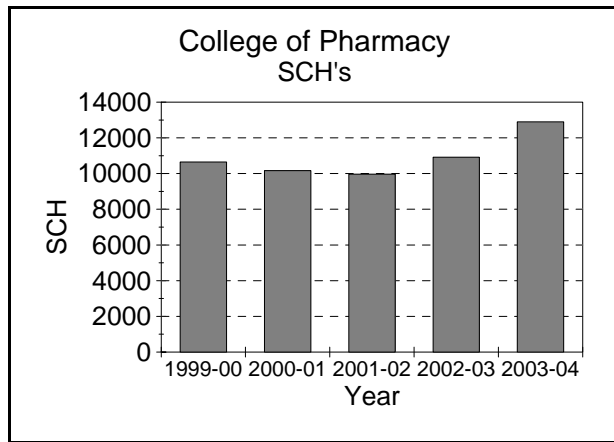
Source: Office of Institutional Research, g:\...load\0304\prdopgr.rsl

Ferris State University

Student Credit Hours (SCH), Full Time Equated Faculty (FTEF) and SCH/FTEF Aggregated by College

Fall and Winter Terms Combined

College of Pharmacy



| <u>Year</u> | <u>SCH</u> | <u>FTEF</u> | <u>SCH/FTEF</u> |
|-------------|------------|-------------|-----------------|
| 1999-00 | 10,643.50 | 24.32 | 437.65 |
| 2000-01 | 10,165.00 | 26.78 | 379.53 |
| 2001-02 | 9,967.00 | 28.96 | 344.21 |
| 2002-03 | 10,919.00 | 31.25 | 349.42 |
| 2003-04 | 12,896.00 | 34.10 | 378.22 |

Caution: When viewing graphs, please note the differences in scales

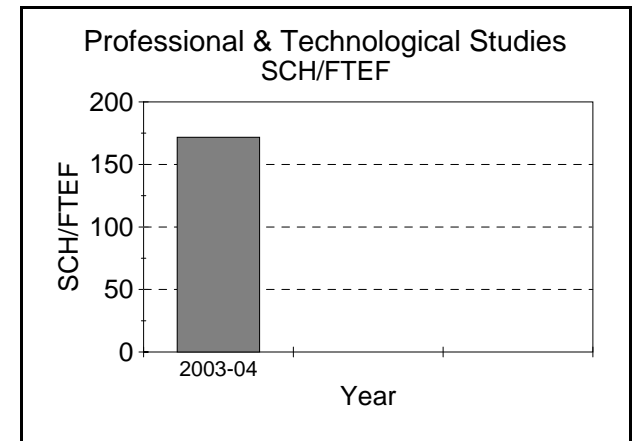
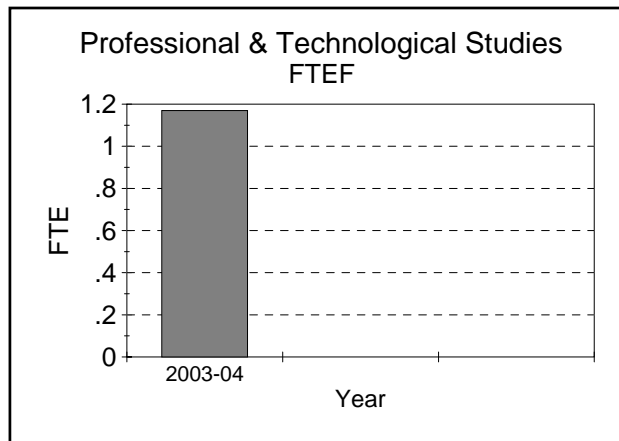
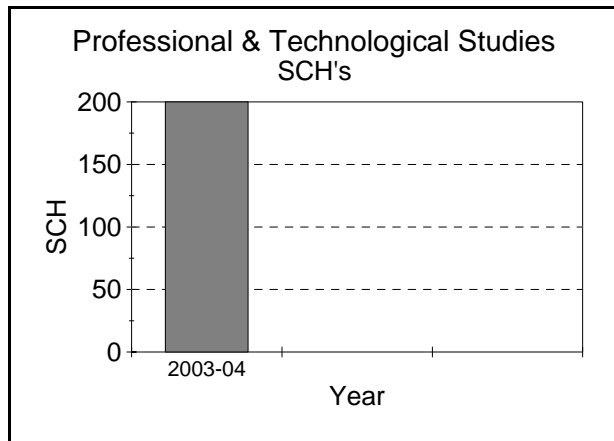
Source: Office of Institutional Research, g:\...fload\0304\prdphgr.rsl

Ferris State University

Student Credit Hours (SCH), Full Time Equated Faculty (FTEF) and SCH/FTEF Aggregated by Department

Fall and Winter Terms Combined

College of Professional & Technological Studies



| <u>Year</u> | <u>SCH</u> | <u>FTEF</u> | <u>SCH/FTEF</u> |
|-------------|------------|-------------|-----------------|
| 2003-04 | 200.00 | 1.17 | 171.67 |

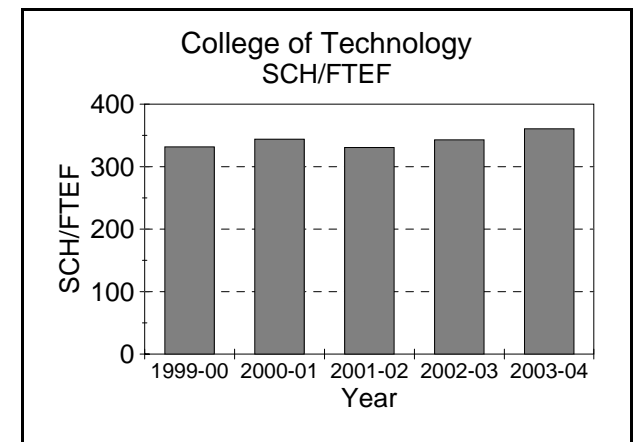
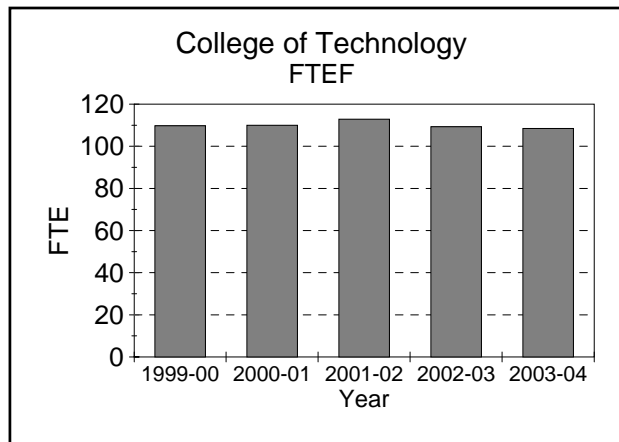
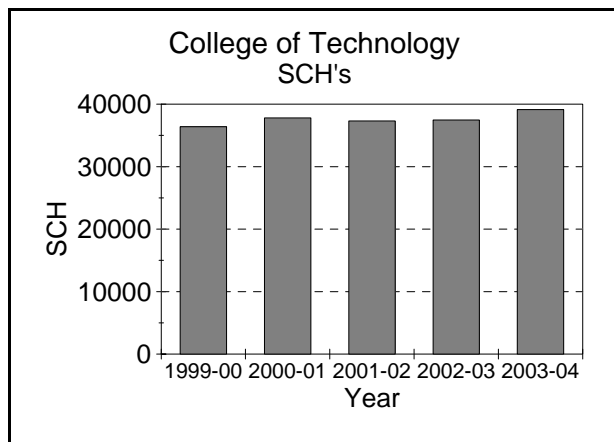
Caution: When viewing graphs, please note the differences in scales
Source: Office of Institutional Research, g:\...load\0304\prdpsgr.rsl

Ferris State University

Student Credit Hours (SCH), Full Time Equated Faculty (FTEF) and SCH/FTEF Aggregated by College

Fall and Winter Terms Combined

College of Technology



| <u>Year</u> | <u>SCH</u> | <u>FTEF</u> | <u>SCH/FTEF</u> |
|-------------|------------|-------------|-----------------|
| 1999-00 | 36,389.00 | 109.73 | 331.62 |
| 2000-01 | 37,801.00 | 109.94 | 343.83 |
| 2001-02 | 37,308.00 | 112.84 | 330.62 |
| 2002-03 | 37,465.00 | 109.27 | 342.87 |
| 2003-04 | 39,117.00 | 108.49 | 360.57 |

Caution: When viewing graphs, please note the differences in scales

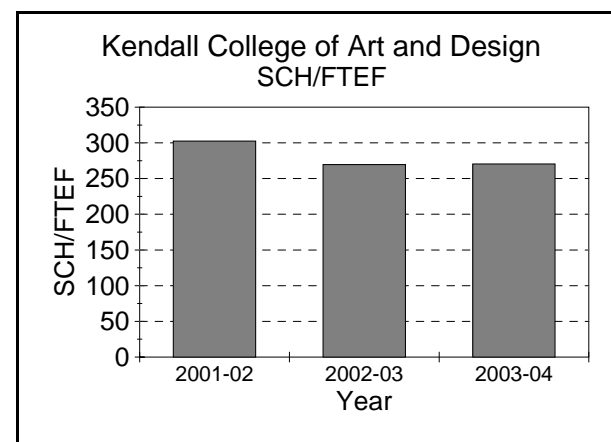
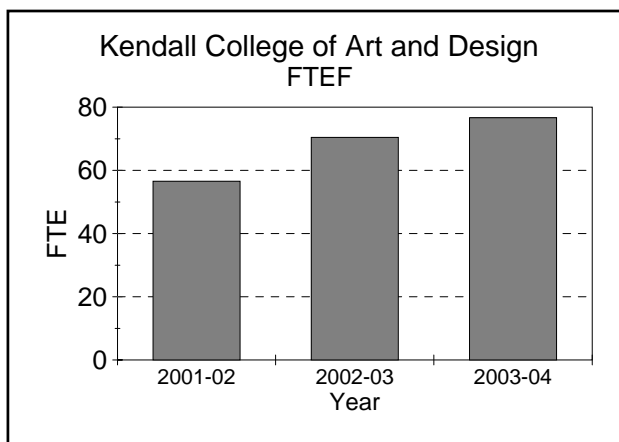
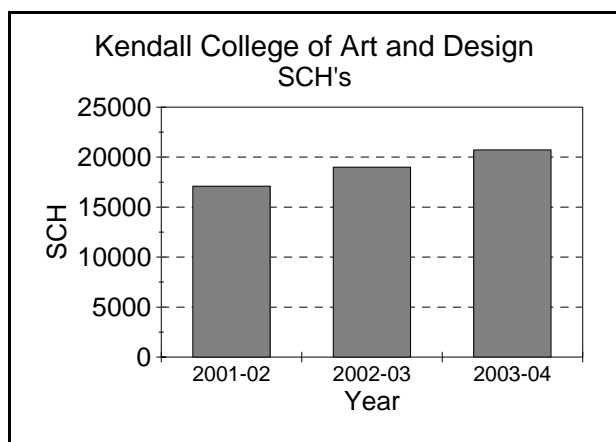
Source: Office of Institutional Research, g:\...load\0304\prdtgr.rsl

Ferris State University

Student Credit Hours (SCH), Full Time Equated Faculty (FTEF) and SCH/FTEF Aggregated by College

Fall and Winter Terms Combined

Kendall College of Art and Design



| <u>Year</u> | <u>SCH</u> | <u>FTEF</u> | <u>SCH/FTEF</u> |
|-------------|------------|-------------|-----------------|
| 2001-02 | 17,098.00 | 56.54 | 302.39 |
| 2002-03 | 18,994.00 | 70.44 | 269.64 |
| 2003-04 | 20,722.00 | 76.65 | 270.35 |

Caution: When viewing graphs, please note the differences in scales

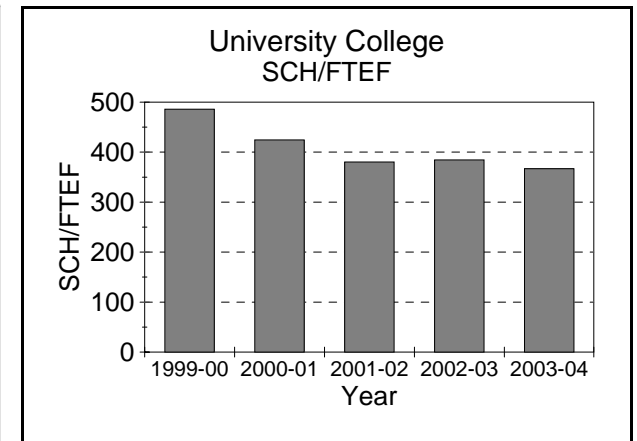
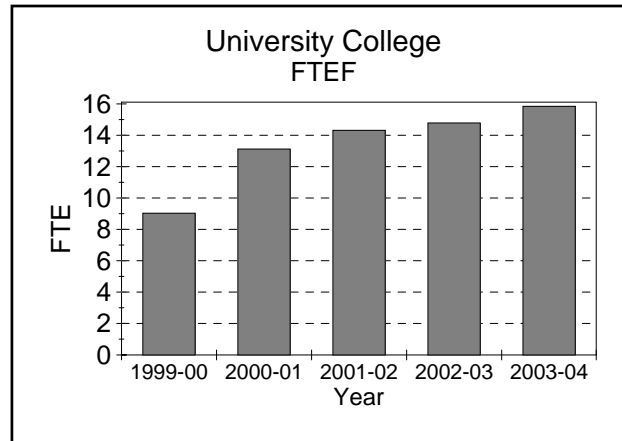
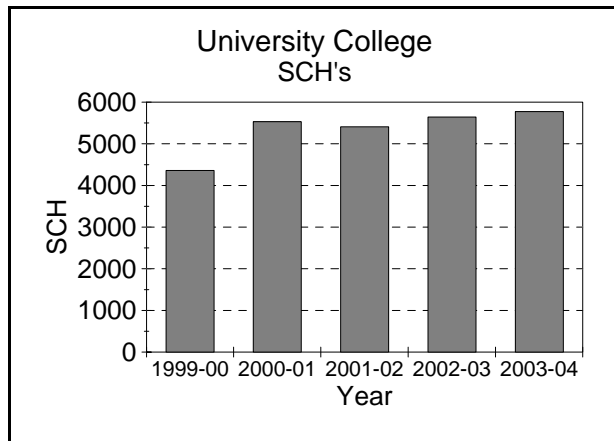
Source: Office of Institutional Research, g:\...\facload\0304\prdkcgr.rsl

Ferris State University

Student Credit Hours (SCH), Full Time Equated Faculty (FTEF) and SCH/FTEF Aggregated by College

Fall and Winter Terms Combined

University College



| <u>Year</u> | <u>SCH</u> | <u>FTEF</u> | <u>SCH/FTEF</u> |
|-------------|------------|-------------|-----------------|
| 1999-00 | 4,358.00 | 8.97 | 486.07 |
| 2000-01 | 5,531.00 | 13.03 | 424.36 |
| 2001-02 | 5,407.00 | 14.22 | 380.26 |
| 2002-03 | 5,644.00 | 14.68 | 384.54 |
| 2003-04 | 5,775.00 | 15.74 | 366.92 |

Caution: When viewing graphs, please note the differences in scales

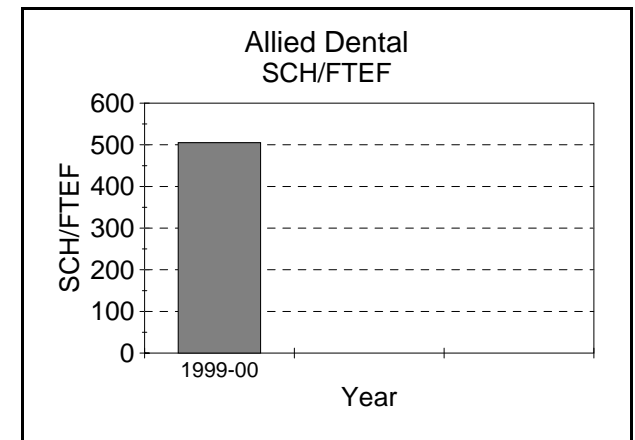
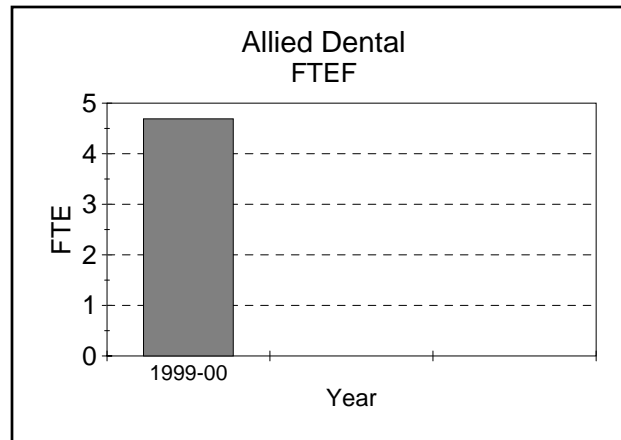
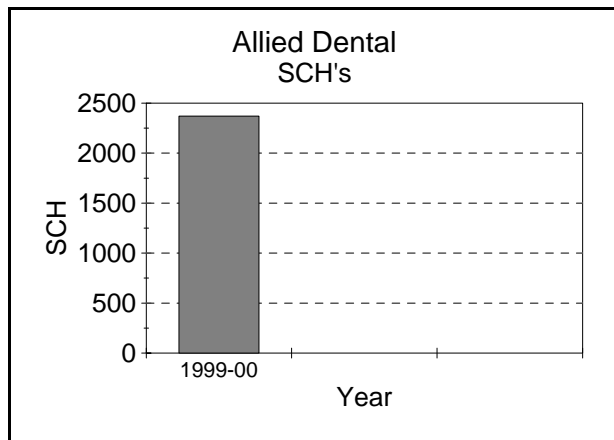
Source: Office of Institutional Research, g:\...load\0304\prducgr.rsl

Ferris State University

Student Credit Hours (SCH), Full Time Equated Faculty (FTEF) and SCH/FTEF Aggregated by Department

Fall and Winter Terms Combined

Allied Dental (Allied Health Sciences)



| <u>Year</u> | <u>SCH</u> | <u>FTEF</u> | <u>SCH/FTEF</u> |
|-------------|------------|-------------|-----------------|
| 1999-00 | 2,370.00 | 4.69 | 505.25 |

<< Department changed to **Nursing & Dental Hygiene** in 2000-01 >>

Caution: When viewing graphs, please note the differences in scales

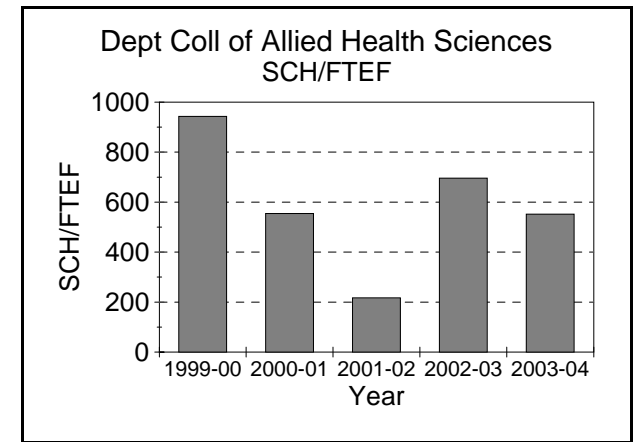
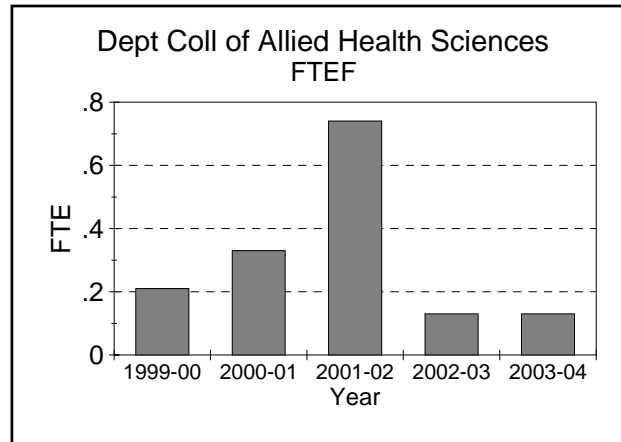
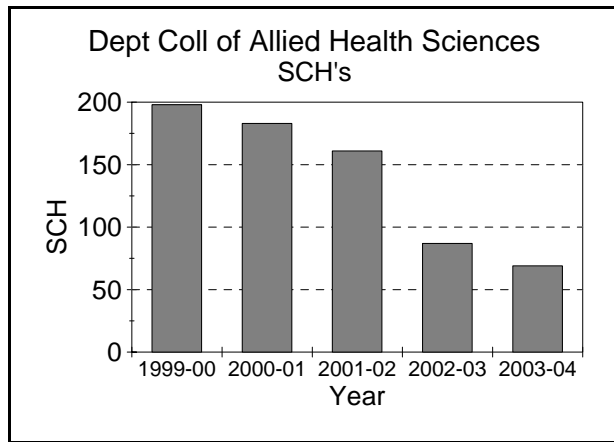
Source: Office of Institutional Research, g:\...fload\0304\prdah1g.rsl

Ferris State University

Student Credit Hours (SCH), Full Time Equated Faculty (FTEF) and SCH/FTEF Aggregated by Department

Fall and Winter Terms Combined

College of Allied Health Sciences (College of Allied Health Sciences)



| <u>Year</u> | <u>SCH</u> | <u>FTEF</u> | <u>SCH/FTEF</u> |
|-------------|------------|-------------|-----------------|
| 1999-00 | 198.00 | 0.21 | 942.86 |
| 2000-01 | 183.00 | 0.33 | 554.55 |
| 2001-02 | 161.00 | 0.74 | 216.79 |
| 2002-03 | 87.00 | 0.13 | 696.00 |
| 2003-04 | 69.00 | 0.13 | 552.00 |

Caution: When viewing graphs, please note the differences in scales

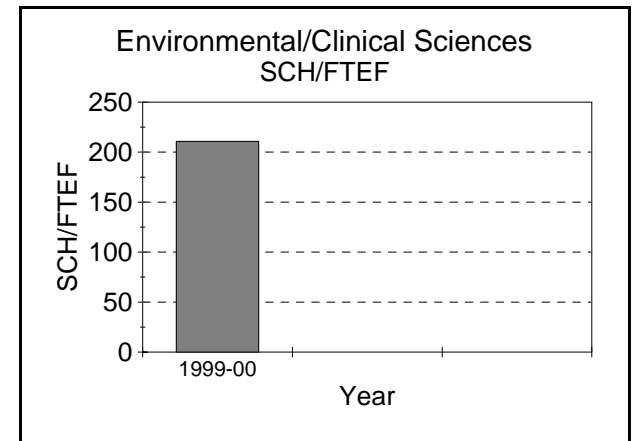
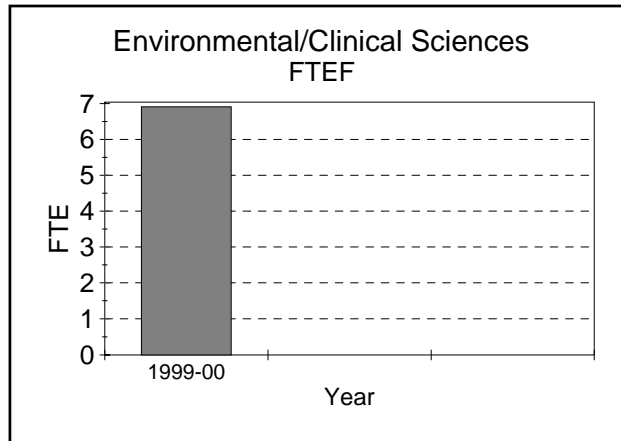
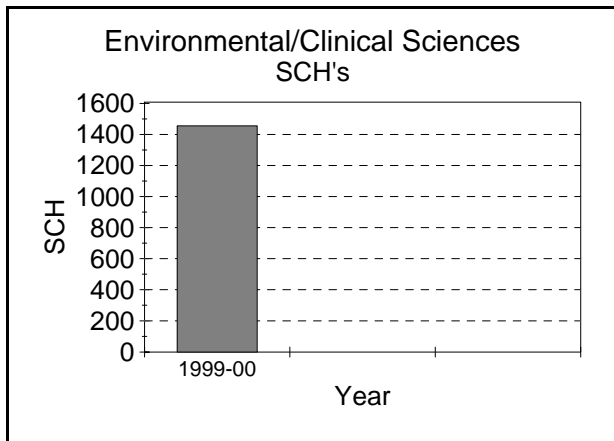
Source: Office of Institutional Research, g:\...\facload\0304\prdah2g.rsl

Ferris State University

Student Credit Hours (SCH), Full Time Equated Faculty (FTEF) and SCH/FTEF Aggregated by Department

Fall and Winter Terms Combined

Environmental/Clinical Sciences (College of Allied Health Sciences)



| <u>Year</u> | <u>SCH</u> | <u>FTEF</u> | <u>SCH/FTEF</u> |
|-------------|------------|-------------|-----------------|
| 1999-00 | 1,448.00 | 6.87 | 210.79 |

<<Department closed after W00, the IEHM course prefix moved to Health Management and the CLLS prefix to Health Related Programs>>

Caution: When viewing graphs, please note the differences in scales

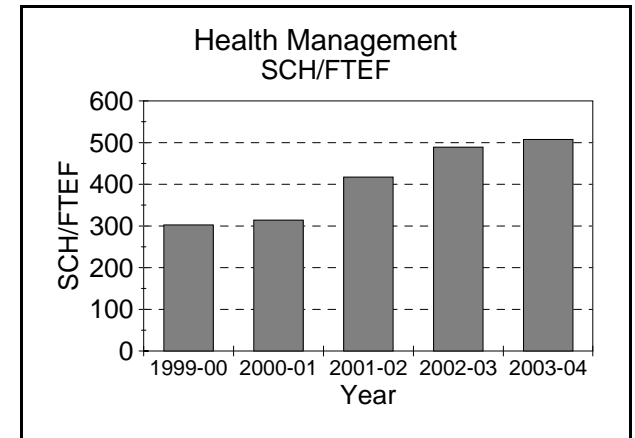
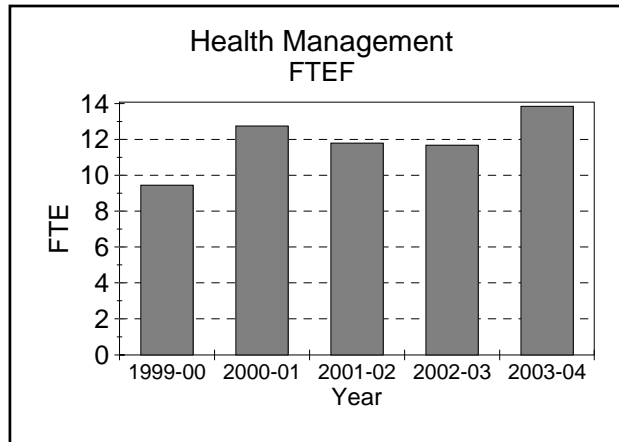
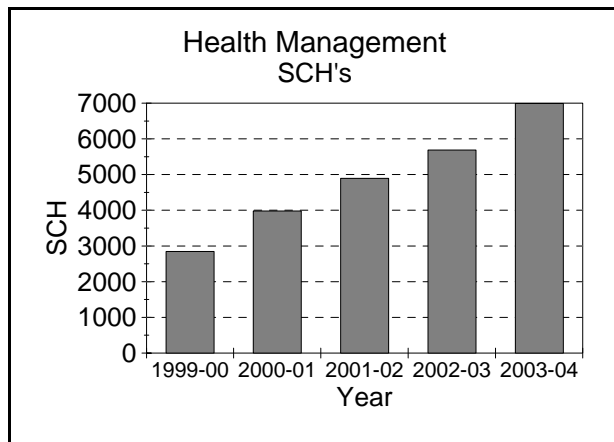
Source: Office of Institutional Research, g:\...\facload\0304\prdah3g.rsl

Ferris State University

Student Credit Hours (SCH), Full Time Equated Faculty (FTEF) and SCH/FTEF Aggregated by Department

Fall and Winter Terms Combined

Health Management (College of Allied Health Sciences)



| <u>Year</u> | <u>SCH</u> | <u>FTEF</u> | <u>SCH/FTEF</u> |
|-------------|------------|-------------|-----------------|
| 1999-00 | 2,845.00 | 9.40 | 302.66 |
| 2000-01 | 3,981.00 | 12.68 | 313.89 |
| 2001-02 | 4,895.00 | 11.73 | 417.29 |
| 2002-03 | 5,686.00 | 11.62 | 489.23 |
| 2003-04 | 6,989.00 | 13.77 | 507.53 |

Caution: When viewing graphs, please note the differences in scales

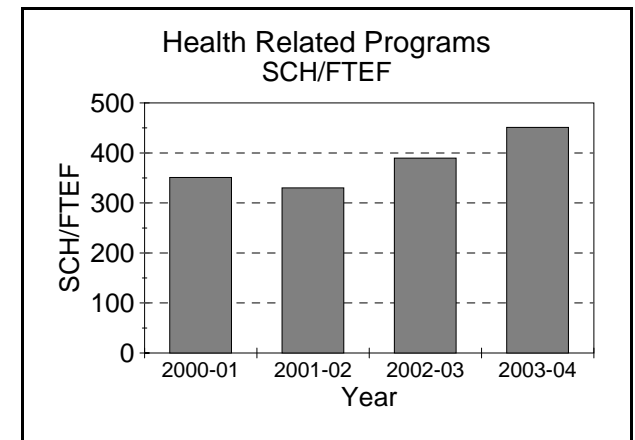
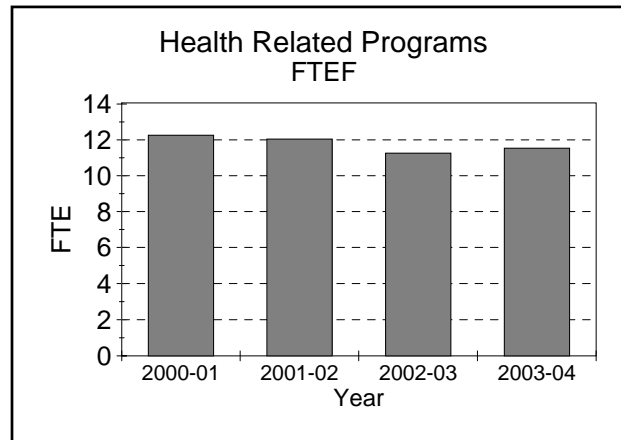
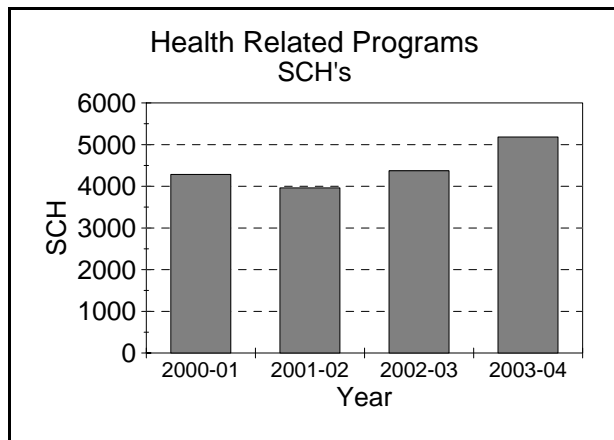
Source: Office of Institutional Research, g:\...\facload\0304\prdah4g.rsl

Ferris State University

Student Credit Hours (SCH), Full Time Equated Faculty (FTEF) and SCH/FTEF Aggregated by Department

Fall and Winter Terms Combined

Health Related Programs (College of Allied Health Sciences)



| <u>Year</u> | <u>SCH</u> | <u>FTEF</u> | <u>SCH/FTEF</u> |
|-------------|------------|-------------|-----------------|
| 2000-01 | 4,285.00 | 12.21 | 350.94 |
| 2001-02 | 3,961.00 | 12.00 | 330.06 |
| 2002-03 | 4,372.00 | 11.22 | 389.71 |
| 2003-04 | 5,183.00 | 11.49 | 450.92 |

<< Prior to 2000-01 see **Hospital Related**>>

Caution: When viewing graphs, please note the differences in scales

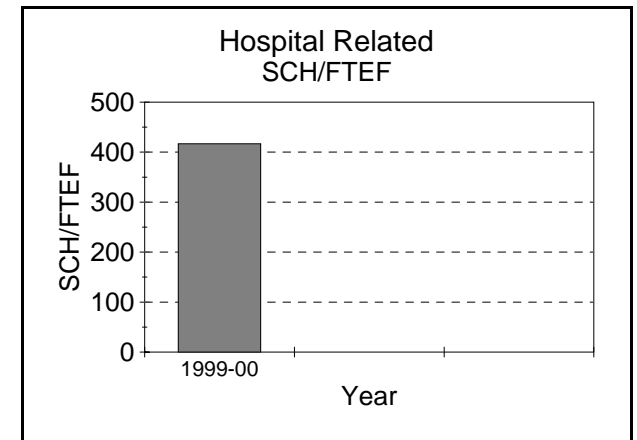
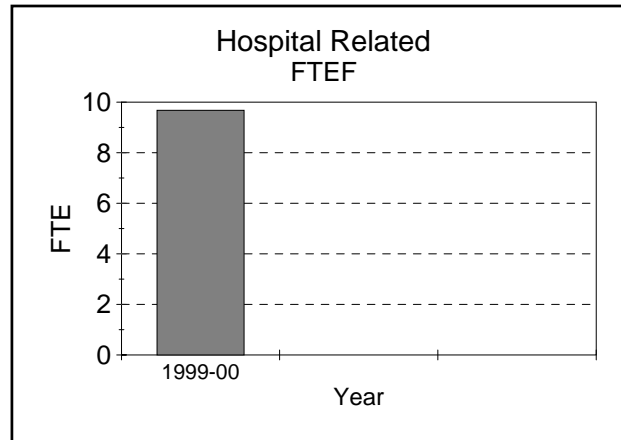
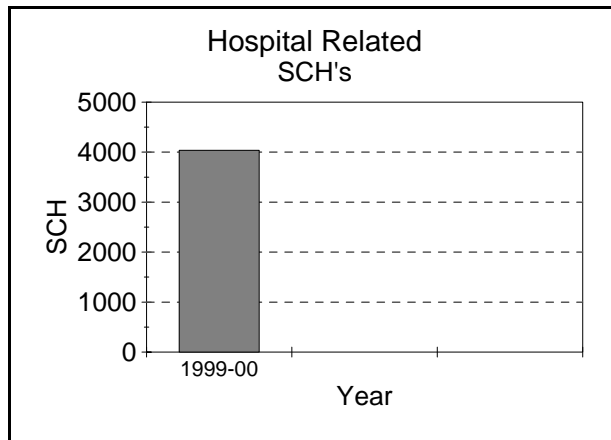
Source: Office of Institutional Research, g:\...\facload\0304\prdah7g.rsl

Ferris State University

Student Credit Hours (SCH), Full Time Equated Faculty (FTEF) and SCH/FTEF Aggregated by Department

Fall and Winter Terms Combined

Hospital Related (College of Allied Health Sciences)



| <u>Year</u> | <u>SCH</u> | <u>FTEF</u> | <u>SCH/FTEF</u> |
|-------------|------------|-------------|-----------------|
| 1999-00 | 4,036.00 | 9.68 | 416.79 |

<< Department changed to **Health Related Programs** in 2000-01 >>

Caution: When viewing graphs, please note the differences in scales

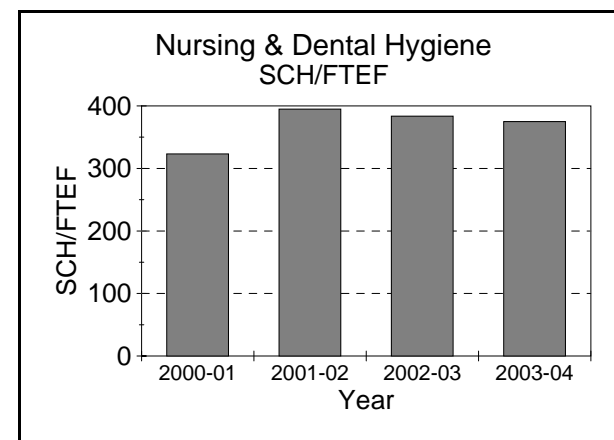
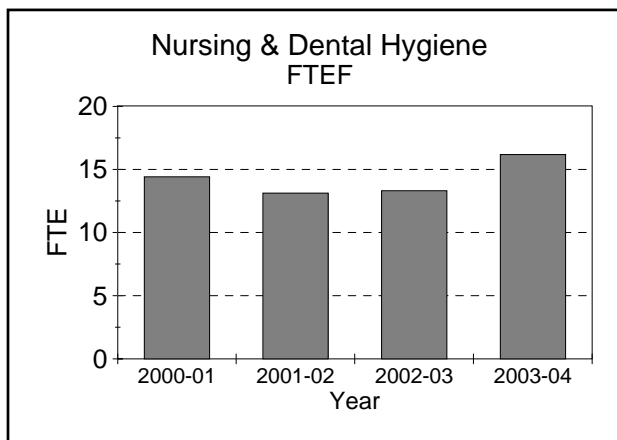
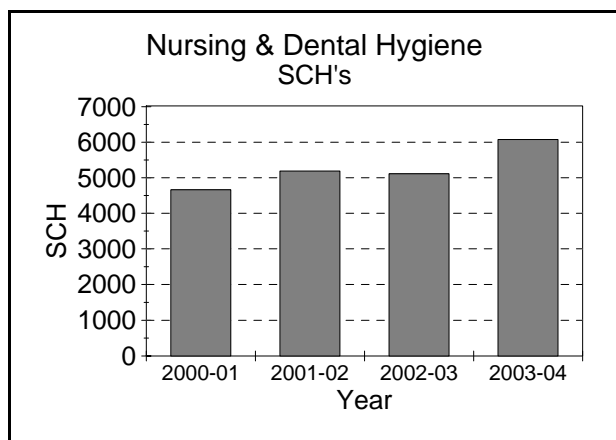
Source: Office of Institutional Research, g:\...fload\0304\prdah5g.rsl

Ferris State University

Student Credit Hours (SCH), Full Time Equated Faculty (FTEF) and SCH/FTEF Aggregated by Department

Fall and Winter Terms Combined

Nursing & Dental Hygiene (College of Allied Health Sciences)



| <u>Year</u> | <u>SCH</u> | <u>FTEF</u> | <u>SCH/FTEF</u> |
|-------------|------------|-------------|-----------------|
| 2000-01 | 4,653.00 | 14.39 | 323.35 |
| 2001-02 | 5,176.00 | 13.11 | 394.90 |
| 2002-03 | 5,099.00 | 13.29 | 383.64 |
| 2003-04 | 6,058.00 | 16.16 | 374.99 |

<< Prior to 2000-01 see **Nursing**>>

Caution: When viewing graphs, please note the differences in scales

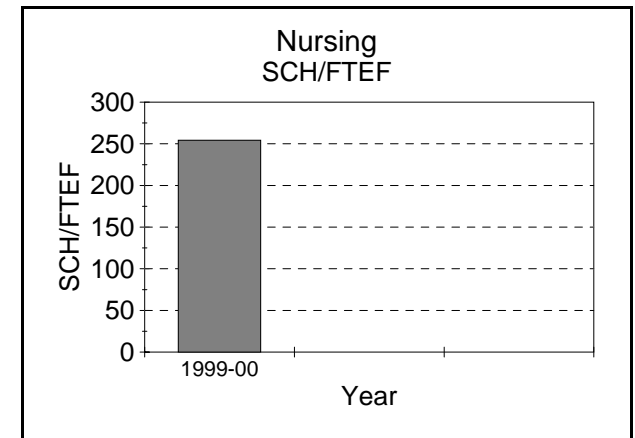
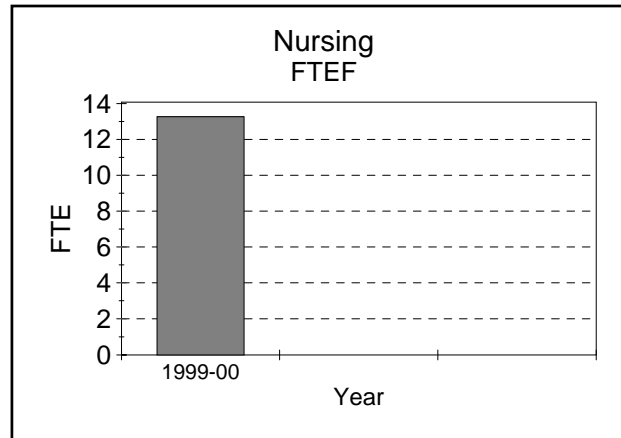
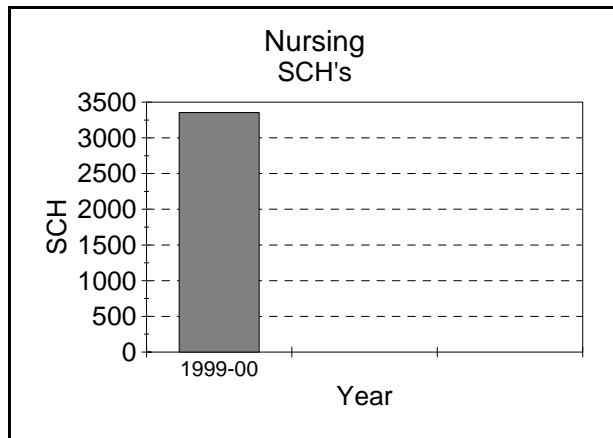
Source: Office of Institutional Research, g:\...\facload\0304\prdah8g.rsl

Ferris State University

Student Credit Hours (SCH), Full Time Equated Faculty (FTEF) and SCH/FTEF Aggregated by Department

Fall and Winter Terms Combined

Nursing (College of Allied Health Sciences)



| <u>Year</u> | <u>SCH</u> | <u>FTEF</u> | <u>SCH/FTEF</u> |
|-------------|------------|-------------|-----------------|
| 1999-00 | 3,354.00 | 13.19 | 254.21 |

<< Department changed to **Nursing & Dental Hygiene** in 2000-01 >>

Caution: When viewing graphs, please note the differences in scales

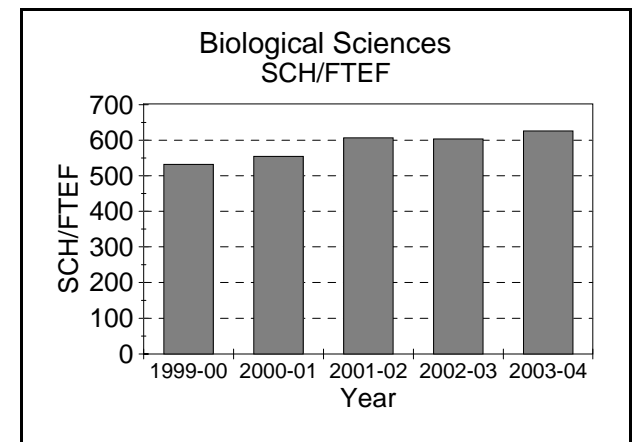
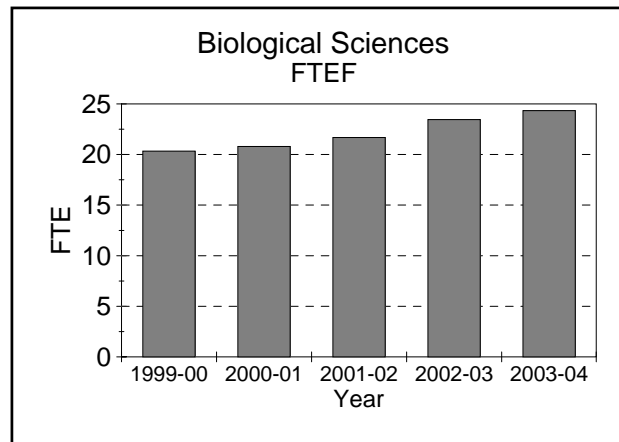
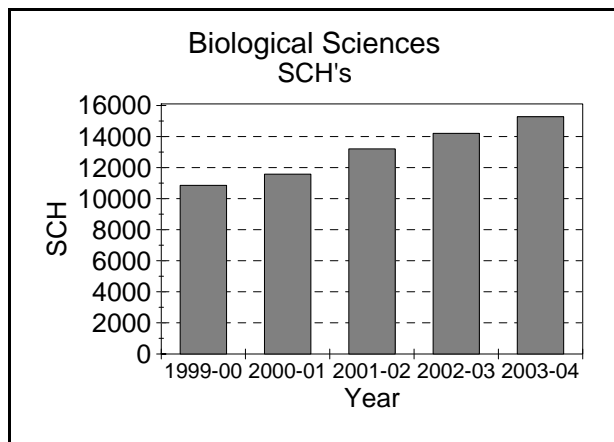
Source: Office of Institutional Research, g:\...fload\0304\prdah6g.rsl

Ferris State University

Student Credit Hours (SCH), Full Time Equated Faculty (FTEF) and SCH/FTEF Aggregated by Department

Fall and Winter Terms Combined

Biological Sciences (College of Arts & Sciences)



| <u>Year</u> | <u>SCH</u> | <u>FTEF</u> | <u>SCH/FTEF</u> |
|-------------|------------|-------------|-----------------|
| 1999-00 | 10,792.00 | 20.33 | 530.80 |
| 2000-01 | 11,502.00 | 20.79 | 553.30 |
| 2001-02 | 13,119.00 | 21.68 | 605.07 |
| 2002-03 | 14,118.00 | 23.45 | 602.06 |
| 2003-04 | 15,186.00 | 24.33 | 624.09 |

Caution: When viewing graphs, please note the differences in scales

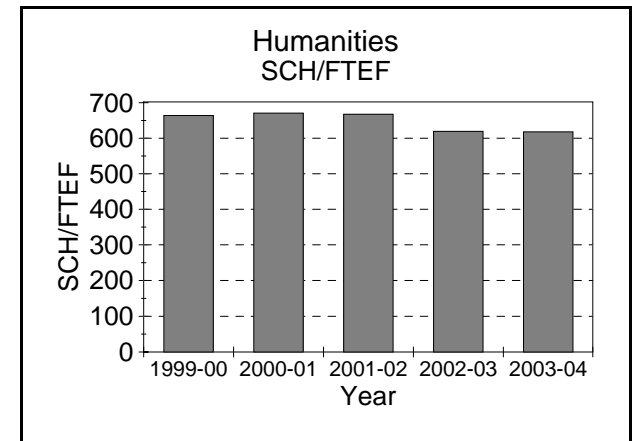
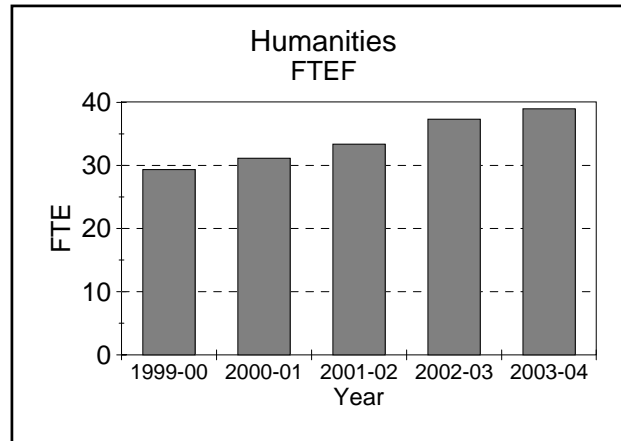
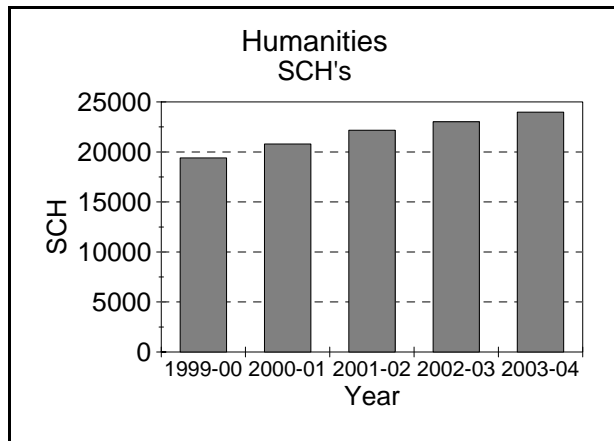
Source: Office of Institutional Research, g:\...fload\0304\prdas1g.rsl

Ferris State University

Student Credit Hours (SCH), Full Time Equated Faculty (FTEF) and SCH/FTEF Aggregated by Department

Fall and Winter Terms Combined

Humanities (College of Arts & Sciences)



| <u>Year</u> | <u>SCH</u> | <u>FTEF</u> | <u>SCH/FTEF</u> |
|-------------|------------|-------------|-----------------|
| 1999-00 | 19,397.00 | 29.30 | 662.11 |
| 2000-01 | 20,797.00 | 31.10 | 668.69 |
| 2001-02 | 22,176.00 | 33.33 | 665.42 |
| 2002-03 | 23,012.00 | 37.26 | 617.60 |
| 2003-04 | 23,974.00 | 38.90 | 616.34 |

Caution: When viewing graphs, please note the differences in scales

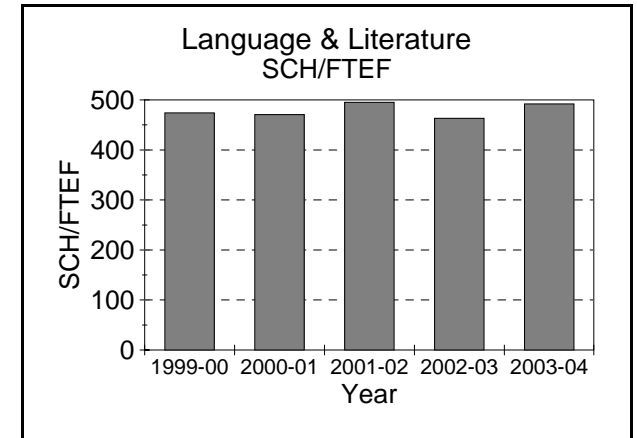
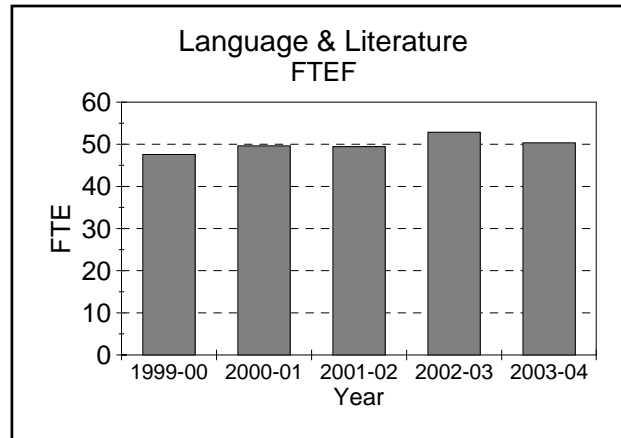
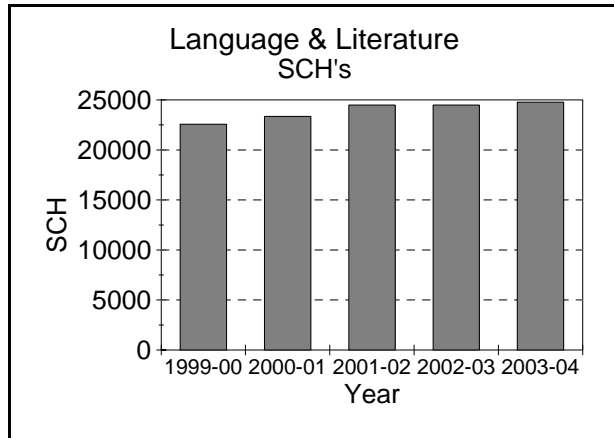
Source: Office of Institutional Research, g:\...fload\0304\prdas2g.rsl

Ferris State University

Student Credit Hours (SCH), Full Time Equated Faculty (FTEF) and SCH/FTEF Aggregated by Department

Fall and Winter Terms Combined

Language & Literature (College of Arts & Sciences)



| <u>Year</u> | <u>SCH</u> | <u>FTEF</u> | <u>SCH/FTEF</u> |
|-------------|------------|-------------|-----------------|
| 1999-00 | 22,561.00 | 47.60 | 473.98 |
| 2000-01 | 23,348.00 | 49.63 | 470.49 |
| 2001-02 | 24,483.00 | 49.45 | 495.16 |
| 2002-03 | 24,492.00 | 52.86 | 463.32 |
| 2003-04 | 24,784.00 | 50.36 | 492.14 |

Caution: When viewing graphs, please note the differences in scales

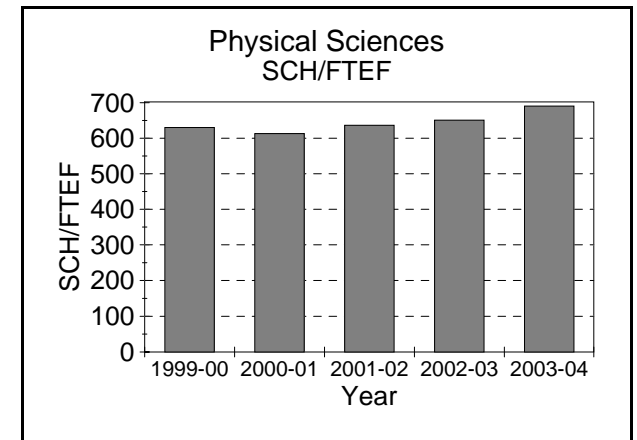
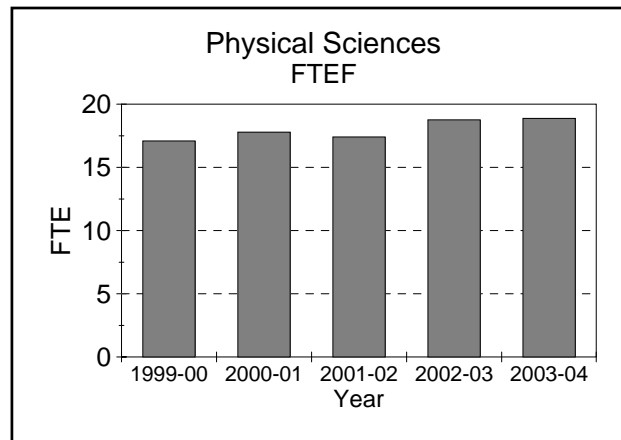
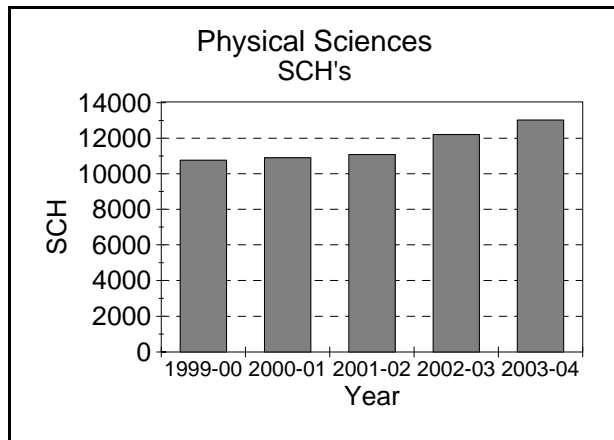
Source: Office of Institutional Research, g:\...fload\0304\prdas3g.rsl

Ferris State University

Student Credit Hours (SCH), Full Time Equated Faculty (FTEF) and SCH/FTEF Aggregated by Department

Fall and Winter Terms Combined

Physical Sciences (College of Arts & Sciences)



| <u>Year</u> | <u>SCH</u> | <u>FTEF</u> | <u>SCH/FTEF</u> |
|-------------|------------|-------------|-----------------|
| 1999-00 | 10,737.00 | 17.09 | 628.35 |
| 2000-01 | 10,875.00 | 17.79 | 611.35 |
| 2001-02 | 11,053.00 | 17.41 | 634.73 |
| 2002-03 | 12,177.00 | 18.76 | 649.11 |
| 2003-04 | 12,985.00 | 18.87 | 688.16 |

Caution: When viewing graphs, please note the differences in scales

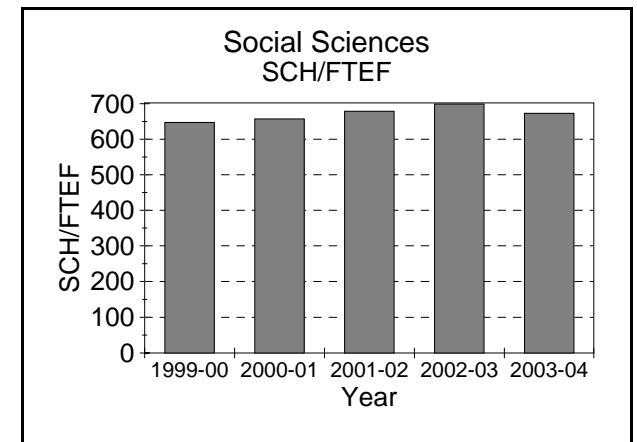
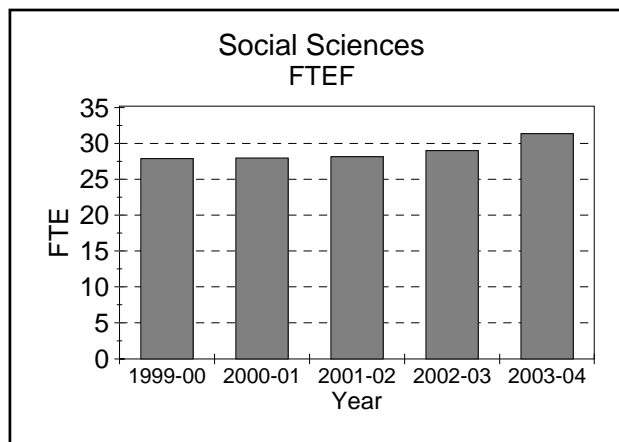
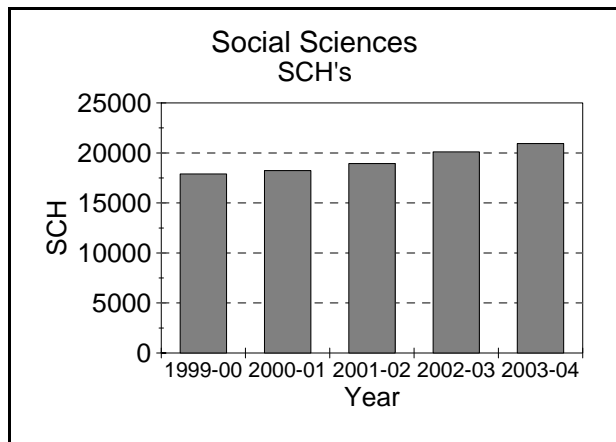
Source: Office of Institutional Research, g:\...\facload\0304\prdas5g.rsl

Ferris State University

Student Credit Hours (SCH), Full Time Equated Faculty (FTEF) and SCH/FTEF Aggregated by Department

Fall and Winter Terms Combined

Social Sciences (College of Arts & Sciences)



| <u>Year</u> | <u>SCH</u> | <u>FTEF</u> | <u>SCH/FTEF</u> |
|-------------|------------|-------------|-----------------|
| 1999-00 | 17,896.00 | 27.73 | 645.40 |
| 2000-01 | 18,229.00 | 27.82 | 655.18 |
| 2001-02 | 18,944.00 | 27.99 | 676.80 |
| 2002-03 | 20,105.00 | 28.84 | 697.06 |
| 2003-04 | 20,931.00 | 31.20 | 670.82 |

Caution: When viewing graphs, please note the differences in scales

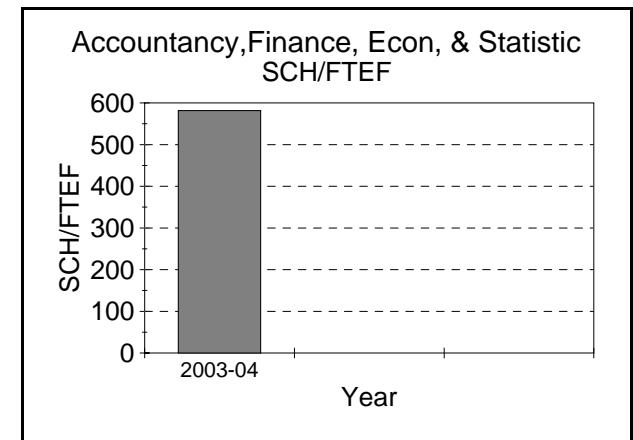
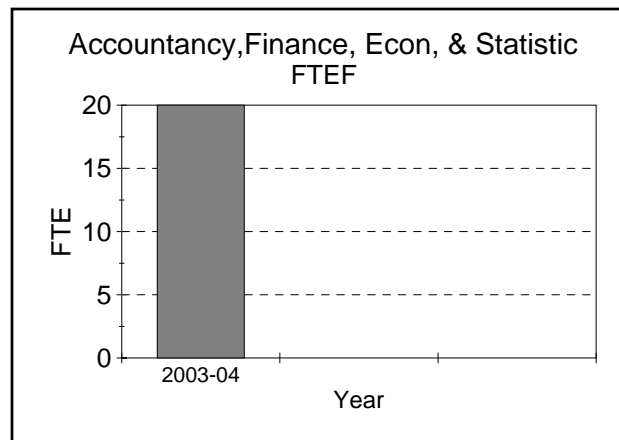
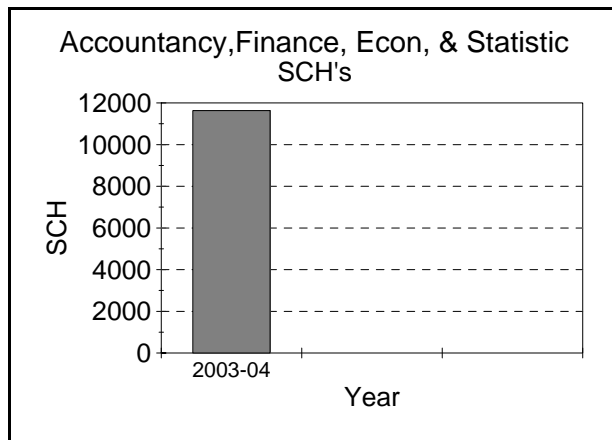
Source: Office of Institutional Research, g:\...fload\0304\prdas6g.rsl

Ferris State University

Student Credit Hours (SCH), Full Time Equated Faculty (FTEF) and SCH/FTEF Aggregated by Department

Fall and Winter Terms Combined

Accountancy, Finance, Econ, & Statistics (College of Business)



| <u>Year</u> | <u>SCH</u> | <u>FTEF</u> | <u>SCH/FTEF</u> |
|-------------|------------|-------------|-----------------|
| 2003-04 | 11,631.00 | 20.00 | 581.55 |

<< Prior to 2003-04 see **Accountancy/Econ/Applied Stats** >>

Caution: When viewing graphs, please note the differences in scales

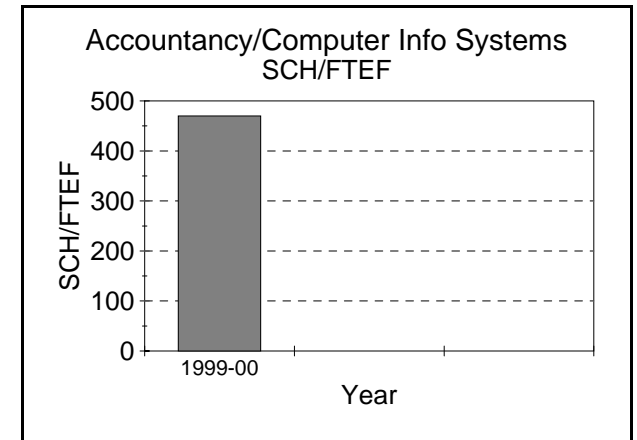
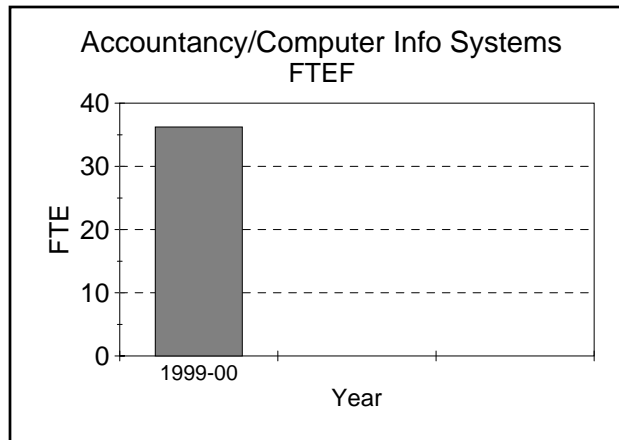
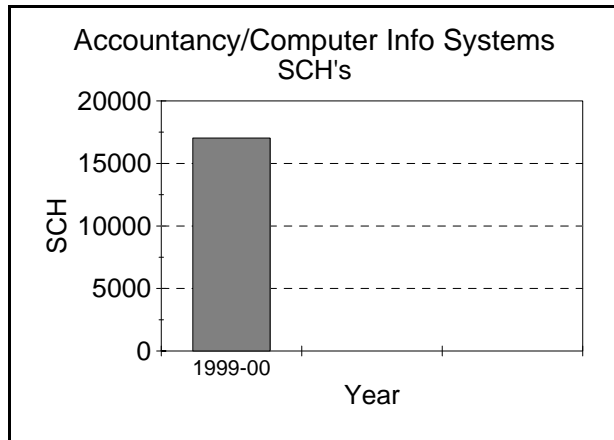
Source: Office of Institutional Research, g:\...fload\0304\prdbs7g.rsl

Ferris State University

Student Credit Hours (SCH), Full Time Equated Faculty (FTEF) and SCH/FTEF Aggregated by Department

Fall and Winter Terms Combined

Accountancy/Computer Info Systems (College of Business)



| <u>Year</u> | <u>SCH</u> | <u>FTEF</u> | <u>SCH/FTEF</u> |
|-------------|------------|-------------|-----------------|
| 1999-00 | 17,026.00 | 36.23 | 469.95 |

<< Department changed to **Accountancy/Econ/Applied Stats** and **Computer Information Systems Dept.** in 2000-01 >>

Caution: When viewing graphs, please note the differences in scales

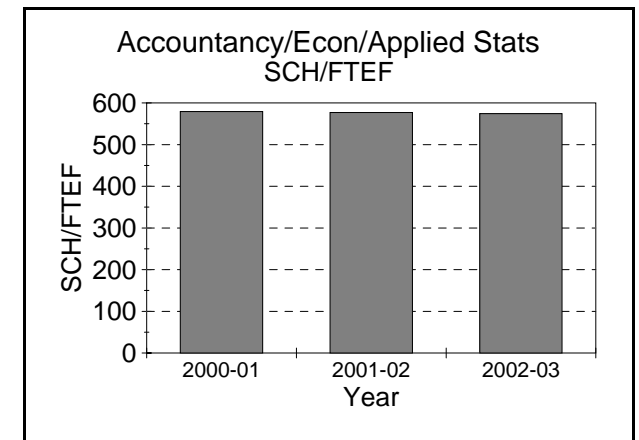
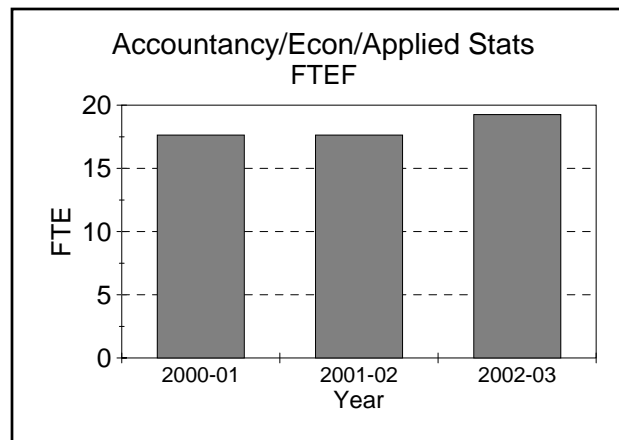
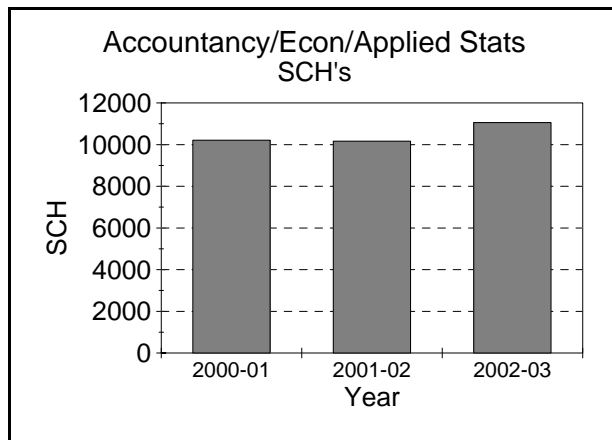
Source: Office of Institutional Research, g:\...\facload\0304\prdbs1g.rsl

Ferris State University

Student Credit Hours (SCH), Full Time Equated Faculty (FTEF) and SCH/FTEF Aggregated by Department

Fall and Winter Terms Combined

Accountancy/Econ/Applied Stats (College of Business)



| <u>Year</u> | <u>SCH</u> | <u>FTEF</u> | <u>SCH/FTEF</u> |
|-------------|------------|-------------|-----------------|
| 2000-01 | 10,209.00 | 17.63 | 579.12 |
| 2001-02 | 10,167.00 | 17.63 | 576.85 |
| 2002-03 | 11,058.00 | 19.25 | 574.44 |

<< Prior to 2000-01 see **Accountancy/Computer Info Systems and Economics/Applied Statistics** >>
<< Department changed to **Accountancy, Finance, Econ, & Statistics** in 2003-04 >>

Caution: When viewing graphs, please note the differences in scales

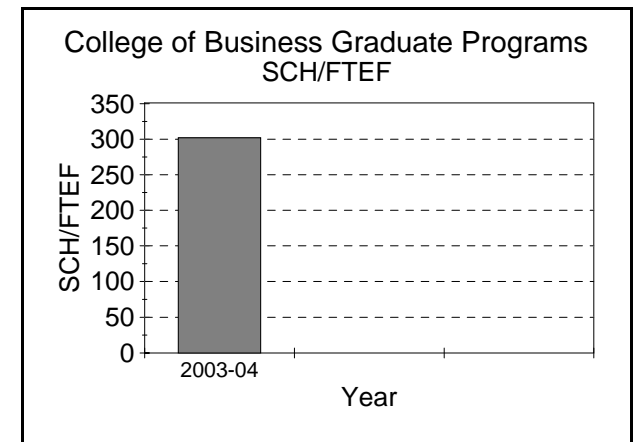
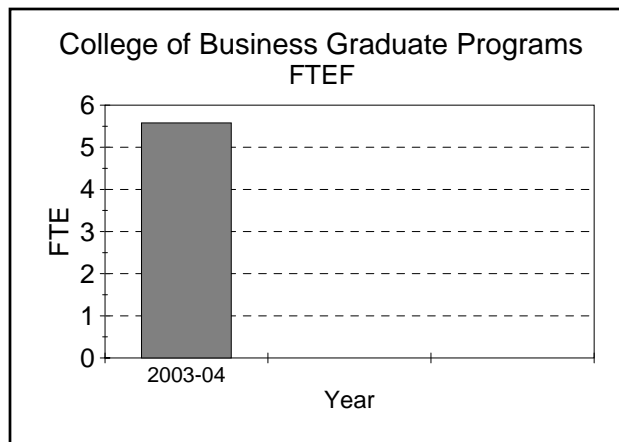
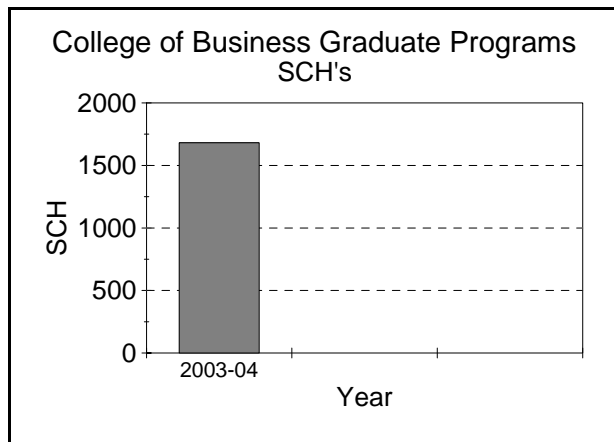
Source: Office of Institutional Research, g:\...\facload\0304\prdbs2g.rsl

Ferris State University

Student Credit Hours (SCH), Full Time Equated Faculty (FTEF) and SCH/FTEF Aggregated by Department

Fall and Winter Terms Combined

College of Business Graduate Programs (College of Business)



| <u>Year</u> | <u>SCH</u> | <u>FTEF</u> | <u>SCH/FTEF</u> |
|-------------|------------|-------------|-----------------|
| 2003-04 | 1,681.00 | 5.58 | 301.19 |

<< *New Department in 2003-04* >>
<< see detailed information for the FTE and SCH data for winter 2002-03 >>

Caution: When viewing graphs, please note the differences in scales

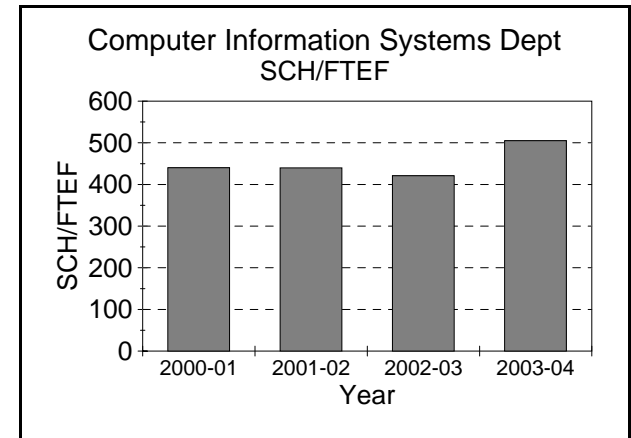
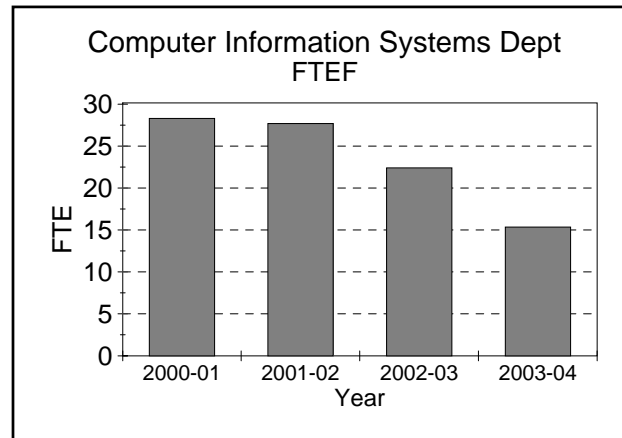
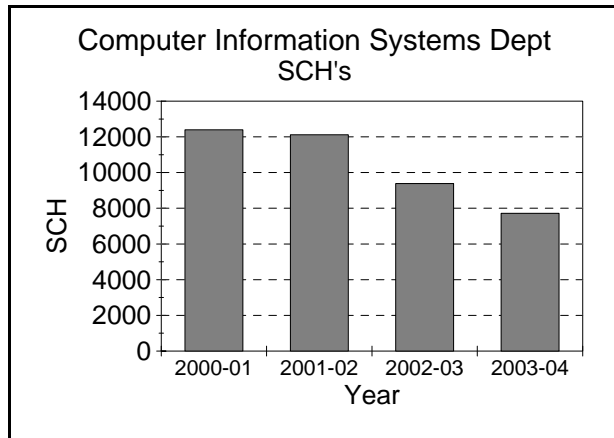
Source: Office of Institutional Research, g:\... \facload\0304\prdbs8g.rsl

Ferris State University

Student Credit Hours (SCH), Full Time Equated Faculty (FTEF) and SCH/FTEF Aggregated by Department

Fall and Winter Terms Combined

Computer Information Systems Dept (College of Business)



| <u>Year</u> | <u>SCH</u> | <u>FTEF</u> | <u>SCH/FTEF</u> |
|-------------|------------|-------------|-----------------|
| 2000-01 | 12,399.00 | 28.16 | 440.37 |
| 2001-02 | 12,115.00 | 27.55 | 439.71 |
| 2002-03 | 9,382.00 | 22.29 | 420.89 |
| 2003-04 | 7,715.00 | 15.27 | 505.17 |

<< Prior to 2000-01 see **Accountancy/Computer Info Systems** >>

Caution: When viewing graphs, please note the differences in scales

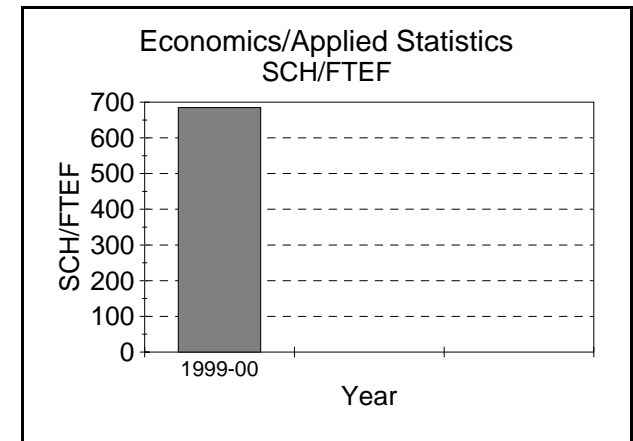
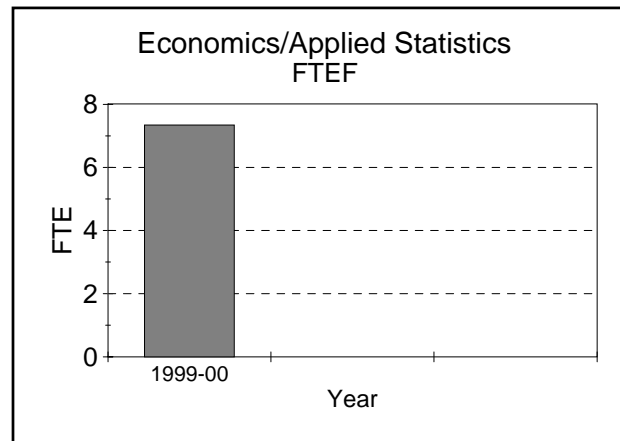
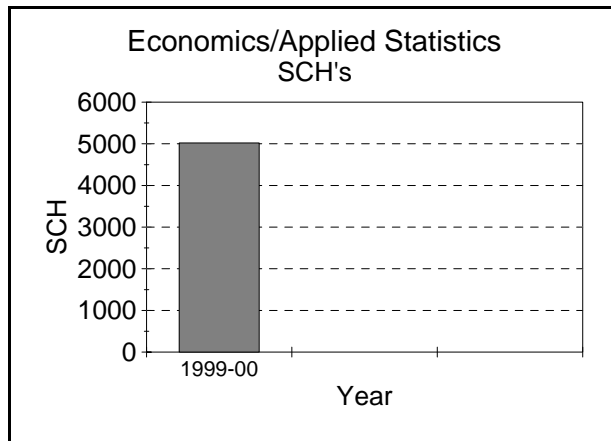
Source: Office of Institutional Research, g:\...fload\0304\prpbs3g.rsl

Ferris State University

Student Credit Hours (SCH), Full Time Equated Faculty (FTEF) and SCH/FTEF Aggregated by Department

Fall and Winter Terms Combined

Economics/Applied Statistics (College of Business)



| <u>Year</u> | <u>SCH</u> | <u>FTEF</u> | <u>SCH/FTEF</u> |
|-------------|------------|-------------|-----------------|
| 1999-00 | 5,022.00 | 7.33 | 684.82 |

<< Department changed to **Accountancy/Econ/Applied Stats** in 2000-01 >>

Caution: When viewing graphs, please note the differences in scales

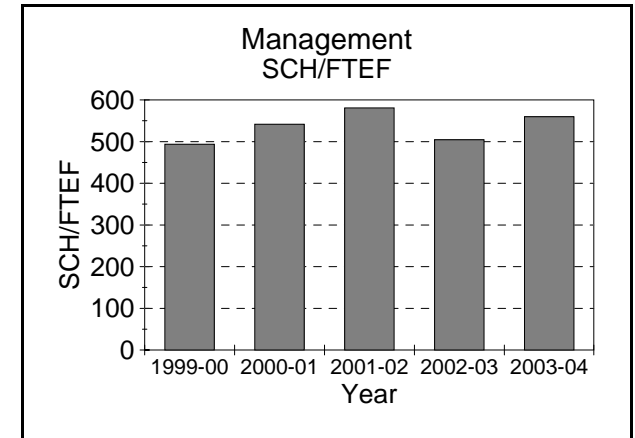
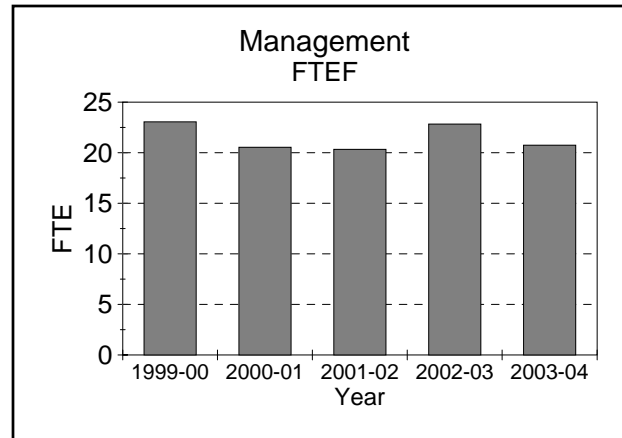
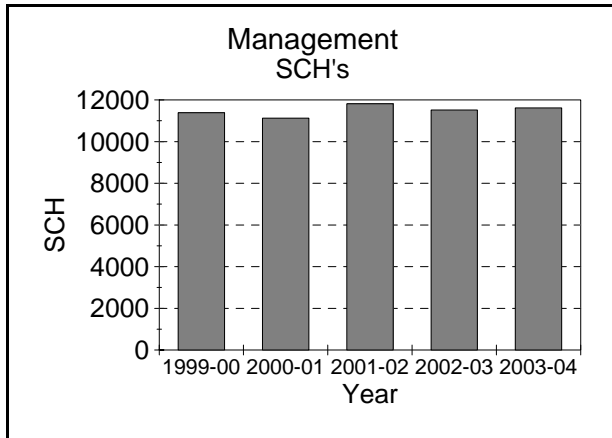
Source: Office of Institutional Research, g:\...fload\0304\prpbs6g.rsl

Ferris State University

Student Credit Hours (SCH), Full Time Equated Faculty (FTEF) and SCH/FTEF Aggregated by Department

Fall and Winter Terms Combined

Management (College of Business)



| <u>Year</u> | <u>SCH</u> | <u>FTEF</u> | <u>SCH/FTEF</u> |
|-------------|------------|-------------|-----------------|
| 1999-00 | 11,382.00 | 23.06 | 493.59 |
| 2000-01 | 11,122.00 | 20.54 | 541.48 |
| 2001-02 | 11,812.00 | 20.34 | 580.76 |
| 2002-03 | 11,518.00 | 22.83 | 504.51 |
| 2003-04 | 11,618.00 | 20.75 | 559.82 |

Caution: When viewing graphs, please note the differences in scales

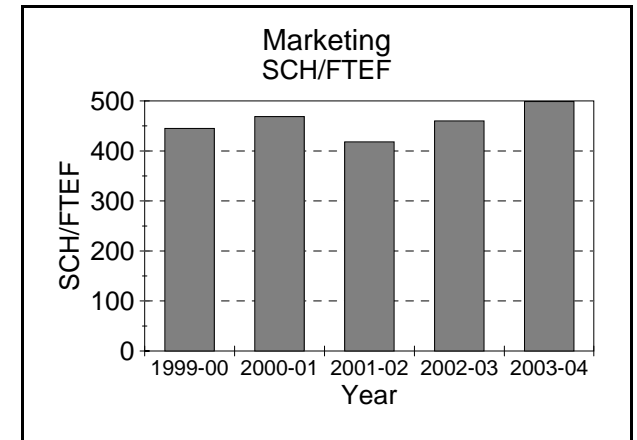
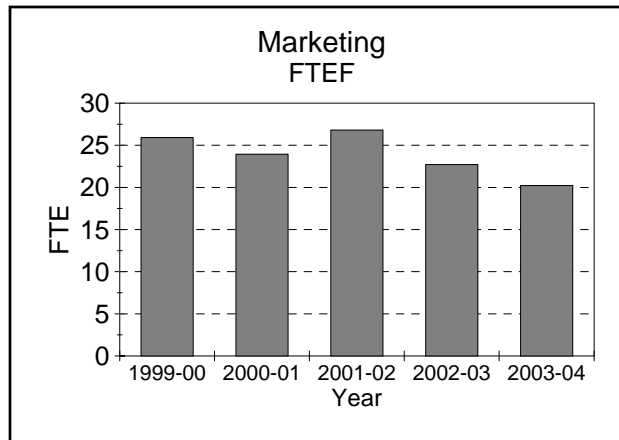
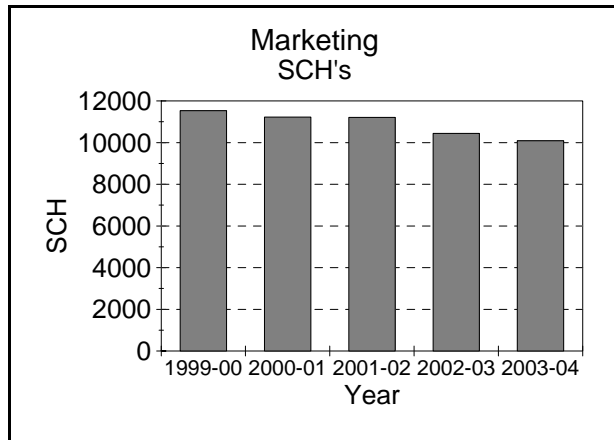
Source: Office of Institutional Research, g:\...fload\0304\prbs5g.rsl

Ferris State University

Student Credit Hours (SCH), Full Time Equated Faculty (FTEF) and SCH/FTEF Aggregated by Department

Fall and Winter Terms Combined

Marketing (College of Business)



| <u>Year</u> | <u>SCH</u> | <u>FTEF</u> | <u>SCH/FTEF</u> |
|-------------|------------|-------------|-----------------|
| 1999-00 | 11,535.00 | 25.92 | 445.03 |
| 2000-01 | 11,225.00 | 23.95 | 468.63 |
| 2001-02 | 11,210.00 | 26.81 | 418.06 |
| 2002-03 | 10,445.00 | 22.70 | 460.09 |
| 2003-04 | 10,088.00 | 20.23 | 498.58 |

Caution: When viewing graphs, please note the differences in scales

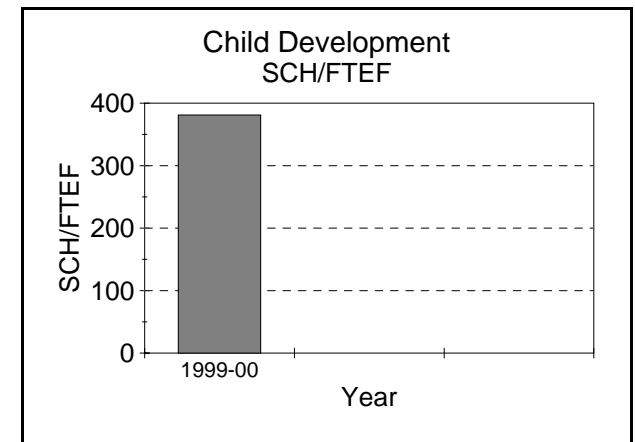
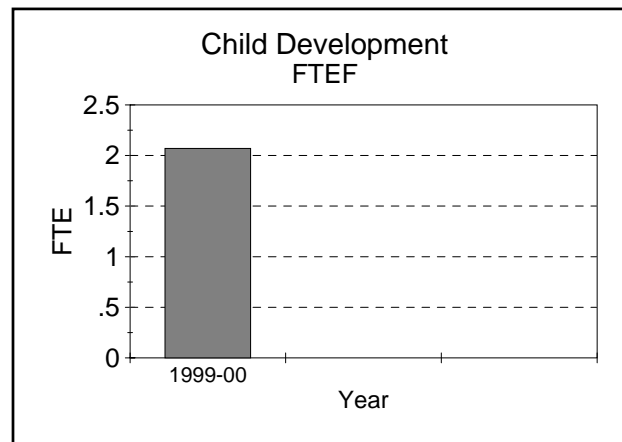
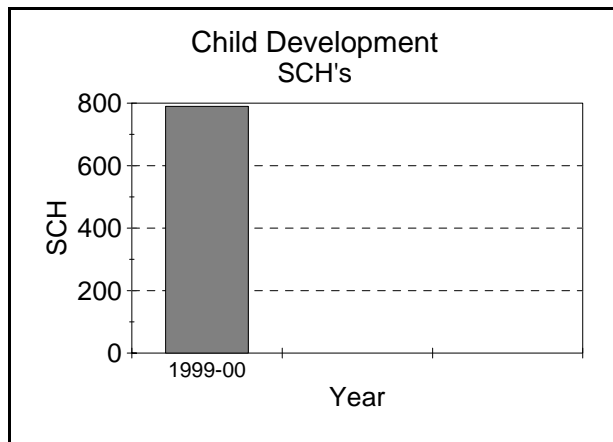
Source: Office of Institutional Research, g:\...fload\0304\prpbs4g.rsl

Ferris State University

Student Credit Hours (SCH), Full Time Equated Faculty (FTEF) and SCH/FTEF Aggregated by Department

Fall and Winter Terms Combined

Child Development (College of Education)



| <u>Year</u> | <u>SCH</u> | <u>FTEF</u> | <u>SCH/FTEF</u> |
|-------------|------------|-------------|-----------------|
| 1999-00 | 790.00 | 2.07 | 380.98 |

< **Department closed after F00, ED CD course prefix moved to the department School of Education, College of Education & Human Services** >

Caution: When viewing graphs, please note the differences in scales

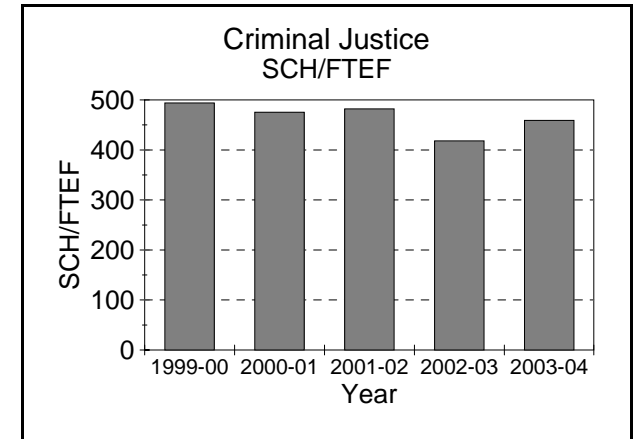
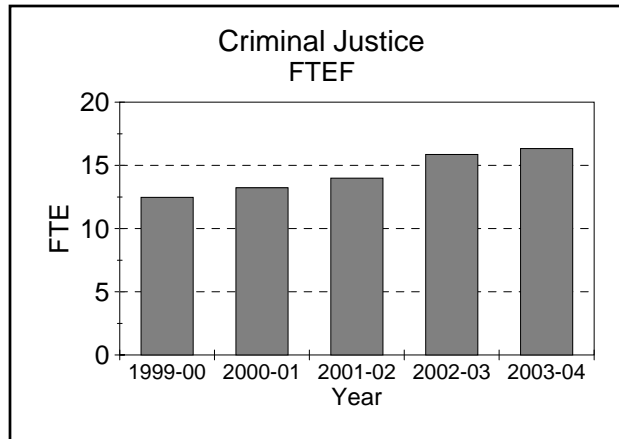
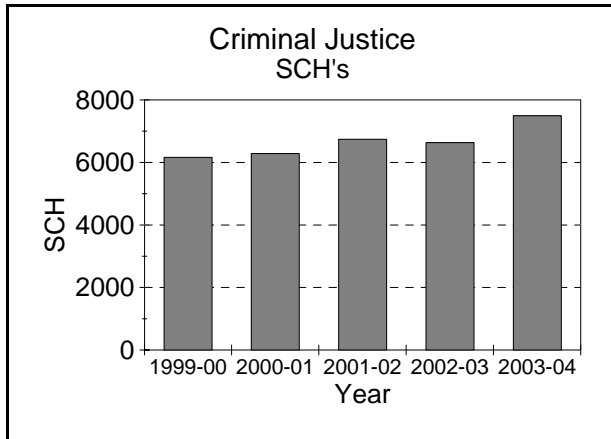
Source: Office of Institutional Research, g:\...facload\0304\prded1g.rsl

Ferris State University

Student Credit Hours (SCH), Full Time Equated Faculty (FTEF) and SCH/FTEF Aggregated by Department

Fall and Winter Terms Combined

Criminal Justice (College of Education & Human Services)



| <u>Year</u> | <u>SCH</u> | <u>FTEF</u> | <u>SCH/FTEF</u> |
|-------------|------------|-------------|-----------------|
| 1999-00 | 6,163.00 | 12.47 | 494.07 |
| 2000-01 | 6,287.00 | 13.23 | 475.21 |
| 2001-02 | 6,743.00 | 13.99 | 482.02 |
| 2002-03 | 6,631.00 | 15.86 | 418.01 |
| 2003-04 | 7,492.00 | 16.33 | 458.93 |

<< College changed name from College of Education to **College of Education & Human Services** in 2000-2001 >>

Caution: When viewing graphs, please note the differences in scales

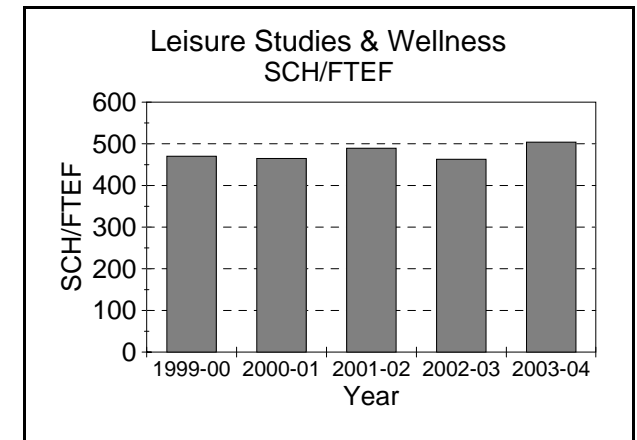
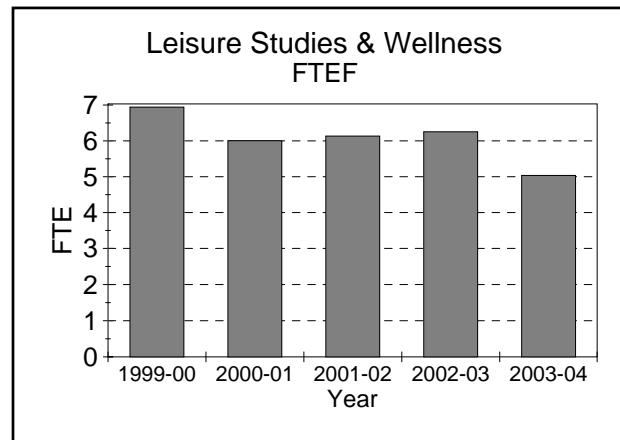
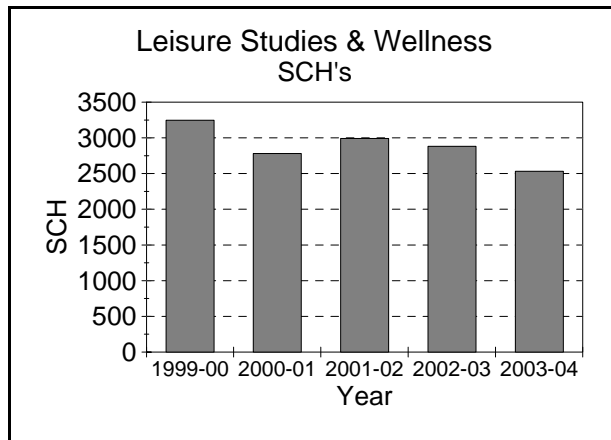
Source: Office of Institutional Research, g:\...\facload\0304\prded2g.rsl

Ferris State University

Student Credit Hours (SCH), Full Time Equated Faculty (FTEF) and SCH/FTEF Aggregated by Department

Fall and Winter Terms Combined

Leisure Studies & Wellness (College of Education & Human Services)



| <u>Year</u> | <u>SCH</u> | <u>FTEF</u> | <u>SCH/FTEF</u> |
|-------------|------------|-------------|-----------------|
| 1999-00 | 3,246.00 | 6.91 | 470.09 |
| 2000-01 | 2,780.00 | 5.98 | 464.88 |
| 2001-02 | 2,992.00 | 6.11 | 489.35 |
| 2002-03 | 2,881.00 | 6.23 | 462.79 |
| 2003-04 | 2,532.00 | 5.02 | 504.05 |

<< College changed name from College of Education to **College of Education & Human Services** in 2000-2001 >>

Caution: When viewing graphs, please note the differences in scales

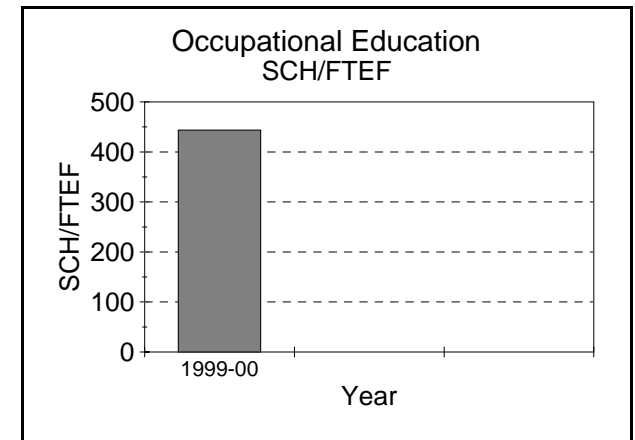
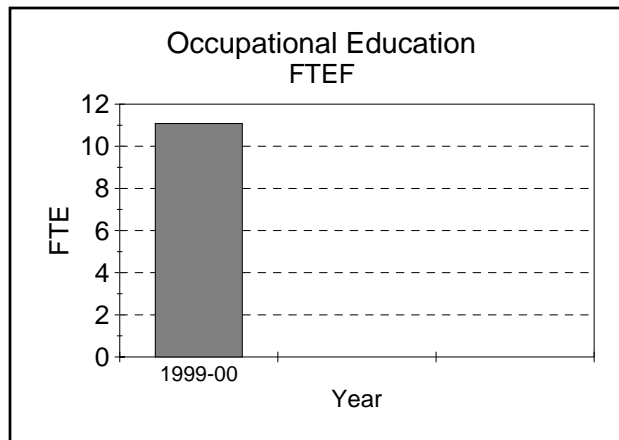
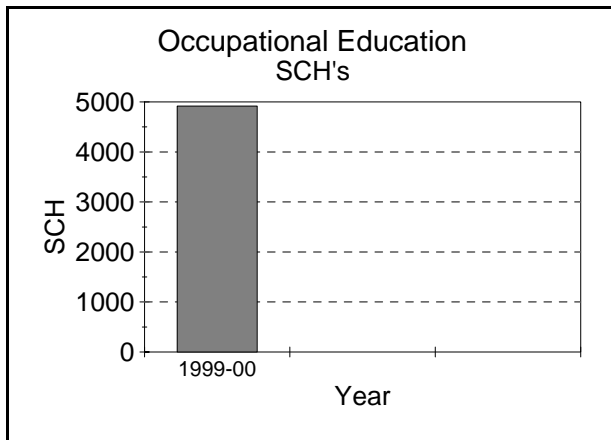
Source: Office of Institutional Research, g:\...facload\0304\prded3g.rsl

Ferris State University

Student Credit Hours (SCH), Full Time Equated Faculty (FTEF) and SCH/FTEF Aggregated by Department

Fall and Winter Terms Combined

Occupational Education (College of Education)



| <u>Year</u> | <u>SCH</u> | <u>FTEF</u> | <u>SCH/FTEF</u> |
|-------------|------------|-------------|-----------------|
| 1999-00 | 4,916.00 | 11.08 | 443.70 |

<< Department changed to **School of Education, College of Education & Human Services** in 2000-01 >>

Caution: When viewing graphs, please note the differences in scales

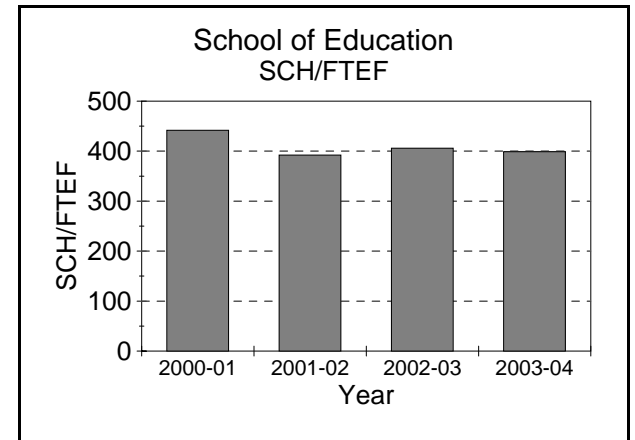
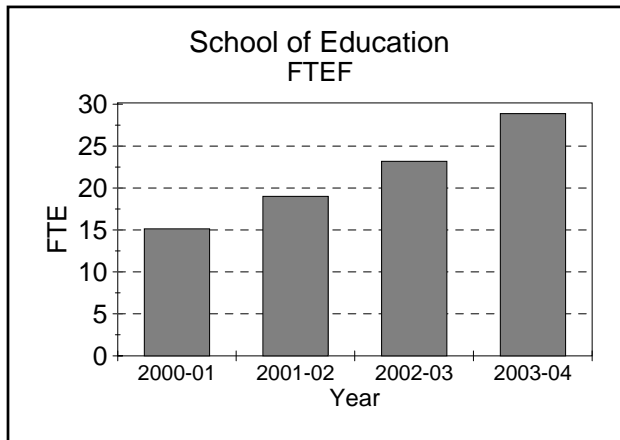
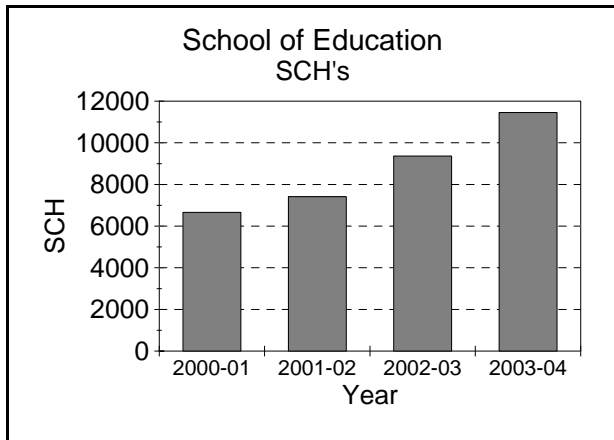
Source: Office of Institutional Research, g:\...\facload\0304\prded4g.rsl

Ferris State University

Student Credit Hours (SCH), Full Time Equated Faculty (FTEF) and SCH/FTEF Aggregated by Department

Fall and Winter Terms Combined

School of Education (College of Education & Human Services)



| <u>Year</u> | <u>SCH</u> | <u>FTEF</u> | <u>SCH/FTEF</u> |
|-------------|------------|-------------|-----------------|
| 2000-01 | 6,659.00 | 15.07 | 441.87 |
| 2001-02 | 7,414.00 | 18.91 | 392.13 |
| 2002-03 | 9,362.00 | 23.07 | 405.76 |
| 2003-04 | 11,455.00 | 28.73 | 398.77 |

<< Prior to 2000-01 see **Occupational Education or Child Development, College of Education** >>

Caution: When viewing graphs, please note the differences in scales

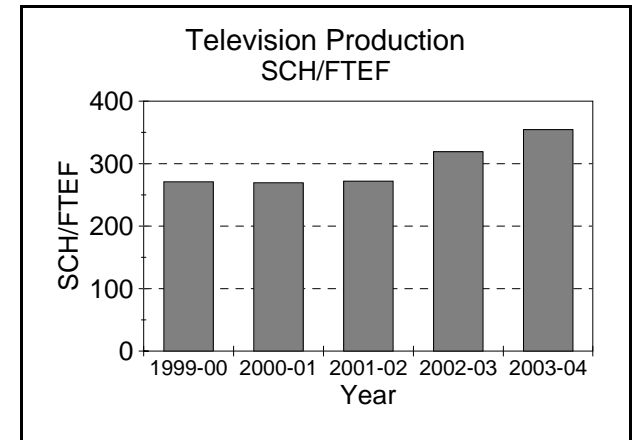
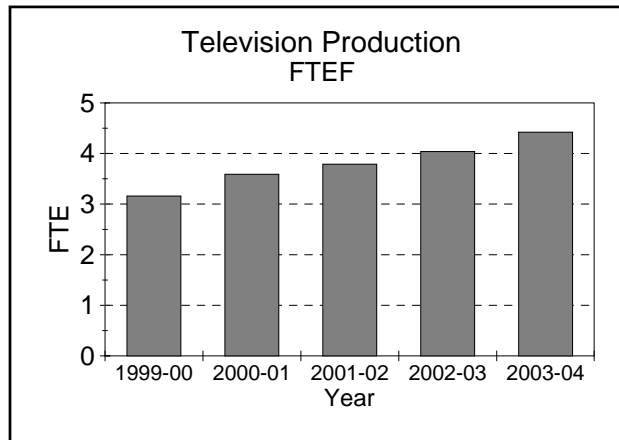
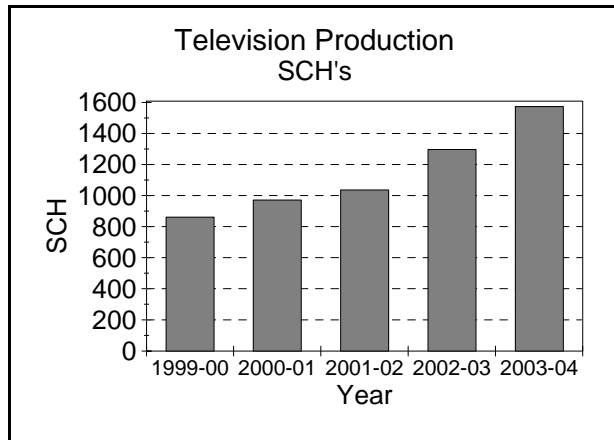
Source: Office of Institutional Research, g:\...\facload\0304\prded6g.rsl

Ferris State University

Student Credit Hours (SCH), Full Time Equated Faculty (FTEF) and SCH/FTEF Aggregated by Department

Fall and Winter Terms Combined

Television Production (College of Education & Human Services)



| <u>Year</u> | <u>SCH</u> | <u>FTEF</u> | <u>SCH/FTEF</u> |
|-------------|------------|-------------|-----------------|
| 1999-00 | 857.00 | 3.16 | 270.90 |
| 2000-01 | 967.00 | 3.59 | 269.36 |
| 2001-02 | 1,031.00 | 3.79 | 272.03 |
| 2002-03 | 1,291.00 | 4.04 | 319.16 |
| 2003-04 | 1,565.00 | 4.42 | 354.47 |

<< College changed name from College of Education to **College of Education & Human Services** in 2000-2001 >>

Caution: When viewing graphs, please note the differences in scales

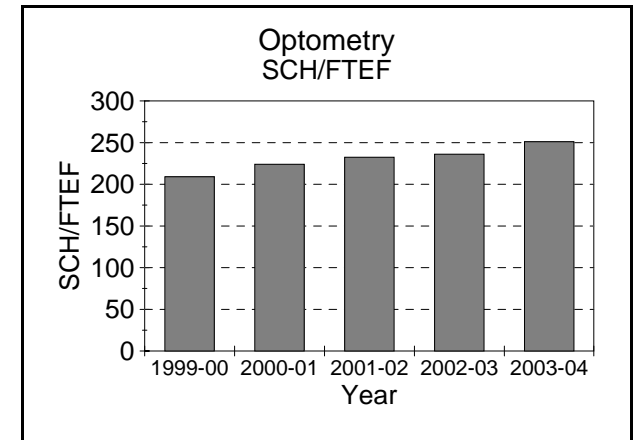
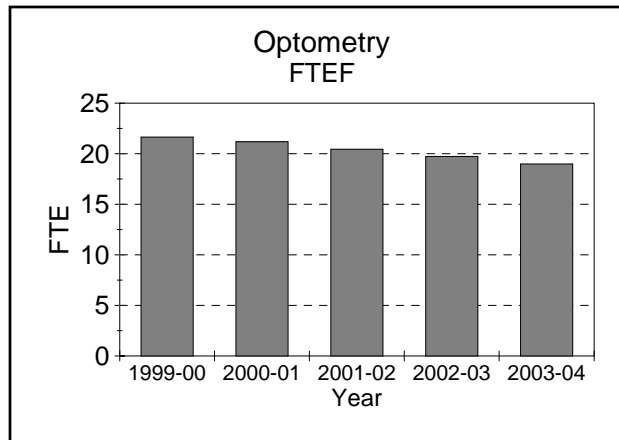
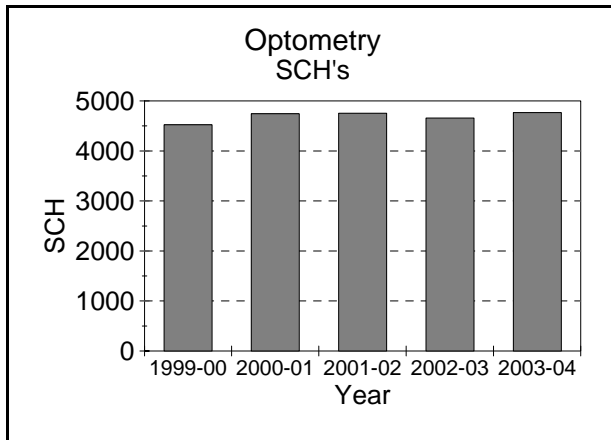
Source: Office of Institutional Research, g:\...fload\0304\prded5g.rsl

Ferris State University

Student Credit Hours (SCH), Full Time Equated Faculty (FTEF) and SCH/FTEF Aggregated by Department

Fall and Winter Terms Combined

Optometry (College of Optometry)



| <u>Year</u> | <u>SCH</u> | <u>FTEF</u> | <u>SCH/FTEF</u> |
|-------------|------------|-------------|-----------------|
| 1999-00 | 4,522.00 | 21.64 | 209.00 |
| 2000-01 | 4,744.00 | 21.19 | 223.90 |
| 2001-02 | 4,753.00 | 20.45 | 232.39 |
| 2002-03 | 4,657.00 | 19.73 | 236.01 |
| 2003-04 | 4,765.00 | 18.98 | 251.10 |

Caution: When viewing graphs, please note the differences in scales

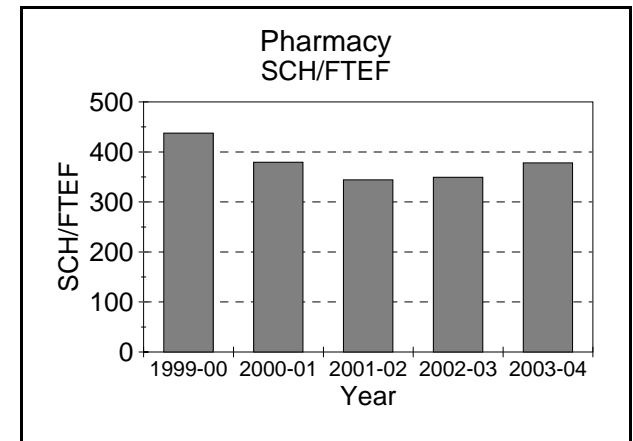
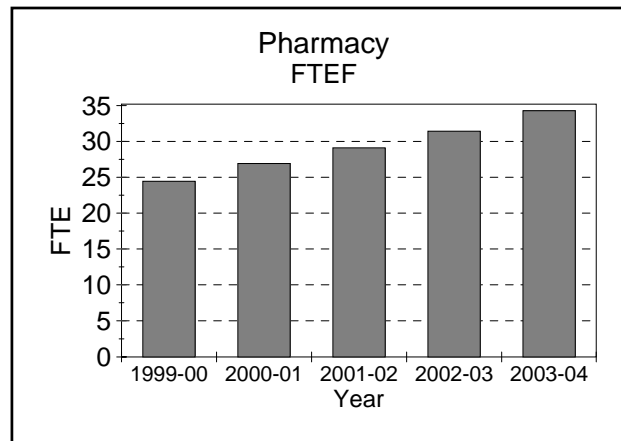
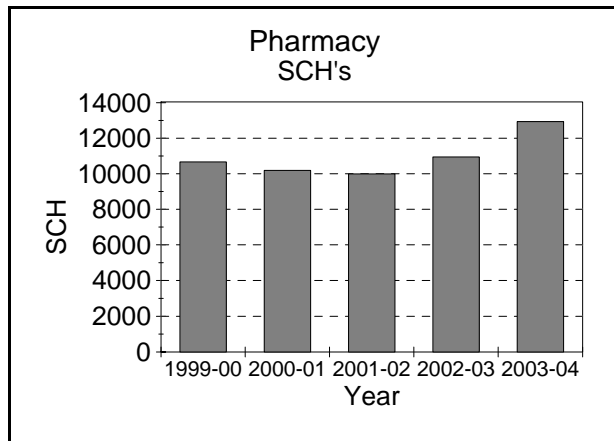
Source: Office of Institutional Research, g:\...fload\0304\pr dop3g.rsl

Ferris State University

Student Credit Hours (SCH), Full Time Equated Faculty (FTEF) and SCH/FTEF Aggregated by Department

Fall and Winter Terms Combined

Pharmacy (College of Pharmacy)



| <u>Year</u> | <u>SCH</u> | <u>FTEF</u> | <u>SCH/FTEF</u> |
|-------------|------------|-------------|-----------------|
| 1999-00 | 10,643.50 | 24.32 | 437.65 |
| 2000-01 | 10,165.00 | 26.78 | 379.53 |
| 2001-02 | 9,967.00 | 28.96 | 344.21 |
| 2002-03 | 10,919.00 | 31.25 | 349.42 |
| 2003-04 | 12,896.00 | 34.10 | 378.22 |

Caution: When viewing graphs, please note the differences in scales

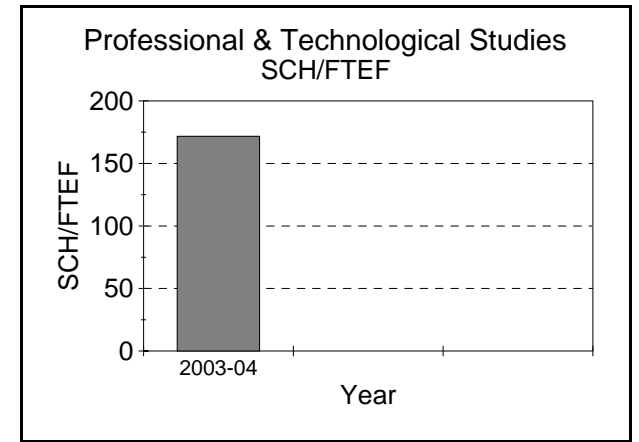
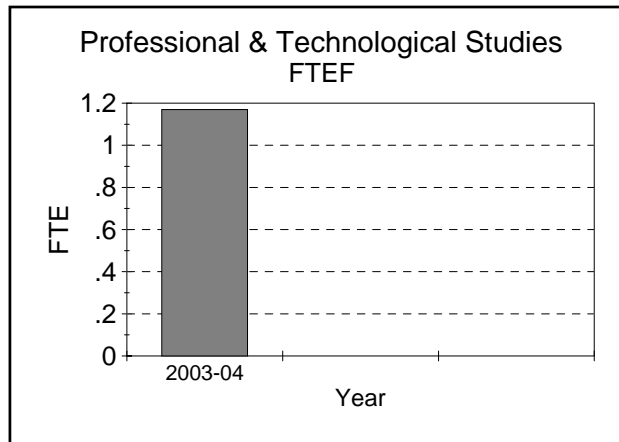
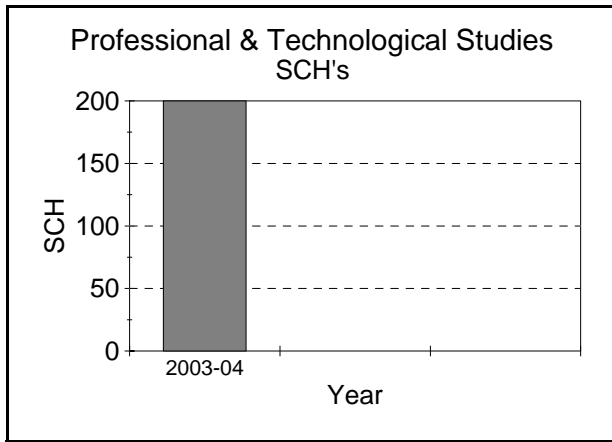
Source: Office of Institutional Research, g:\...fload\0304\prph1g.rsl

Ferris State University

Student Credit Hours (SCH), Full Time Equated Faculty (FTEF) and SCH/FTEF Aggregated by Department

Fall and Winter Terms Combined

Professional & Technological Studies (College of Professional & Technological Studies)



| <u>Year</u> | <u>SCH</u> | <u>FTEF</u> | <u>SCH/FTEF</u> |
|-------------|------------|-------------|-----------------|
| 2003-04 | 200.00 | 1.17 | 171.67 |

Caution: When viewing graphs, please note the differences in scales

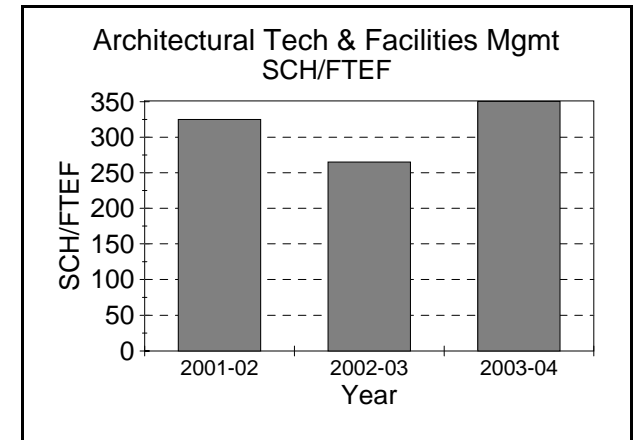
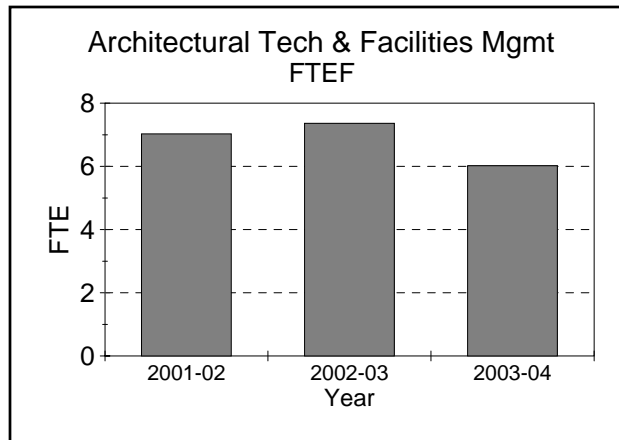
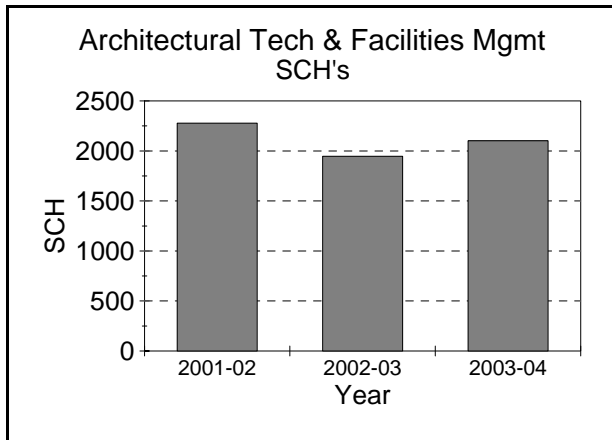
Source: Office of Institutional Research, g:\...fload\0304\prdps1g.rsl

Ferris State University

Student Credit Hours (SCH), Full Time Equated Faculty (FTEF) and SCH/FTEF Aggregated by Department

Fall and Winter Terms Combined

Architectural Tech & Facilities Mgmt (College of Technology)



| <u>Year</u> | <u>SCH</u> | <u>FTEF</u> | <u>SCH/FTEF</u> |
|-------------|------------|-------------|-----------------|
| 2001-02 | 2,277.00 | 7.03 | 324.13 |
| 2002-03 | 1,946.00 | 7.36 | 264.37 |
| 2003-04 | 2,102.00 | 6.02 | 349.32 |

<< New Department - - College of Technology Reorganized in 2000-01 >>

<< see detailed information for the FTE and SCH data prior to 2001-02 and/or previous Productivity Reports >>

Caution: When viewing graphs, please note the differences in scales

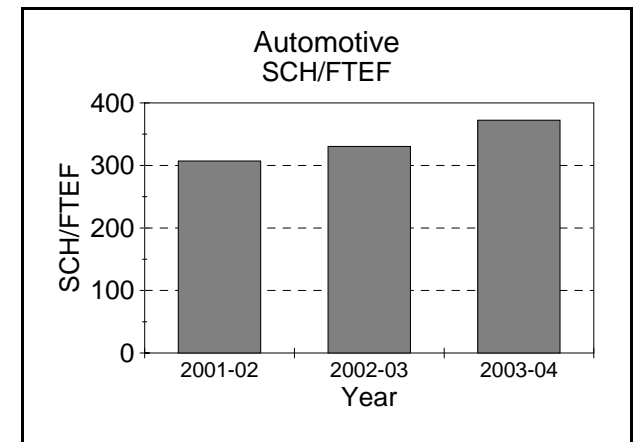
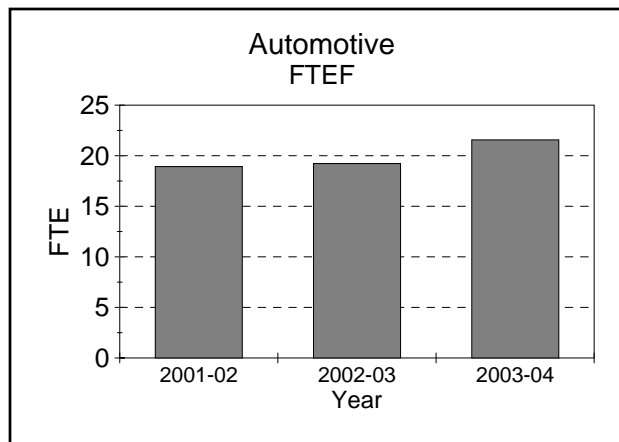
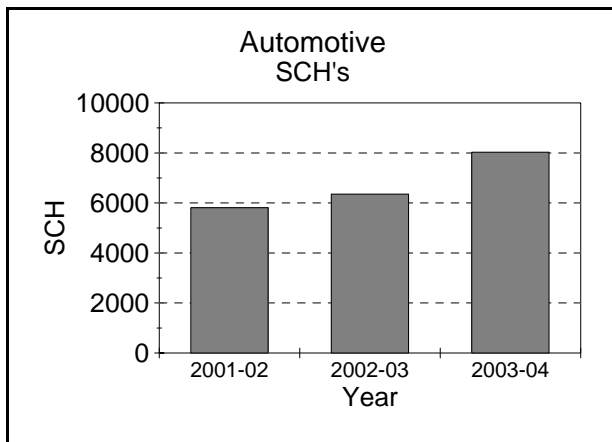
Source: Office of Institutional Research, g:\...load\0304\prdt1g.rsl

Ferris State University

Student Credit Hours (SCH), Full Time Equated Faculty (FTEF) and SCH/FTEF Aggregated by Department

Fall and Winter Terms Combined

Automotive (College of Technology)



| <u>Year</u> | <u>SCH</u> | <u>FTEF</u> | <u>SCH/FTEF</u> |
|-------------|------------|-------------|-----------------|
| 2001-02 | 5,809.00 | 18.92 | 307.03 |
| 2002-03 | 6,353.00 | 19.22 | 330.51 |
| 2003-04 | 8,032.00 | 21.57 | 372.38 |

<< New Department - - College of Technology Reorganized in 2000-01 >>

<< see detailed information for the FTE and SCH data prior to 2001-02 and/or previous Productivity Reports >>

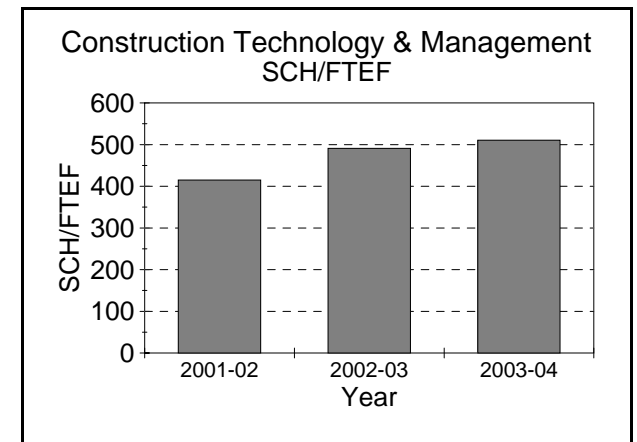
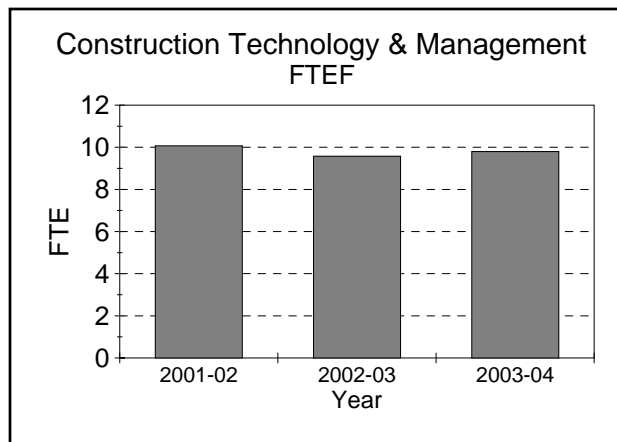
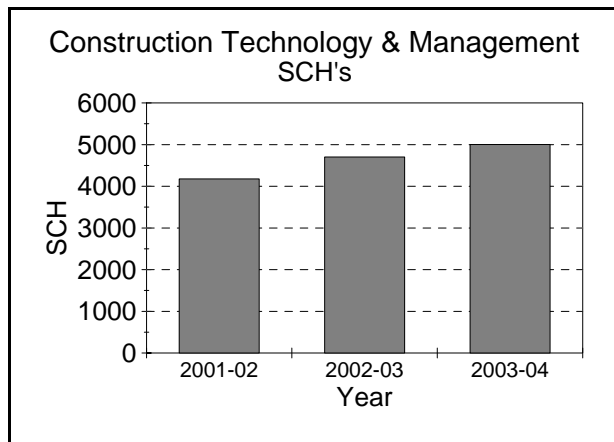
Caution: When viewing graphs, please note the differences in scales
Source: Office of Institutional Research, g:\...fload\0304\prte2g.rsl

Ferris State University

Student Credit Hours (SCH), Full Time Equated Faculty (FTEF) and SCH/FTEF Aggregated by Department

Fall and Winter Terms Combined

Construction Technology & Management (College of Technology)



| <u>Year</u> | <u>SCH</u> | <u>FTEF</u> | <u>SCH/FTEF</u> |
|-------------|------------|-------------|-----------------|
| 2001-02 | 4,178.00 | 10.07 | 415.05 |
| 2002-03 | 4,704.00 | 9.58 | 491.02 |
| 2003-04 | 5,003.00 | 9.80 | 510.68 |

<< New Department - - College of Technology Reorganized in 2000-01 >>

<< see detailed information for the FTE and SCH data prior to 2001-02 and/or previous Productivity Reports >>

Caution: When viewing graphs, please note the differences in scales

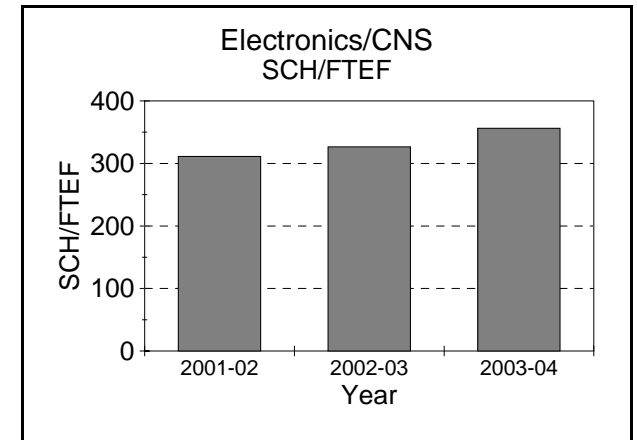
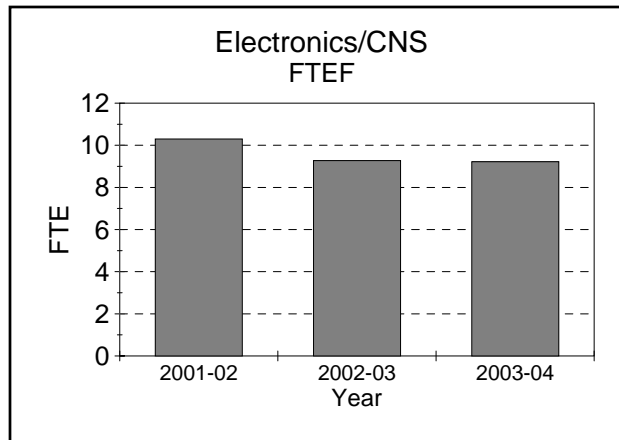
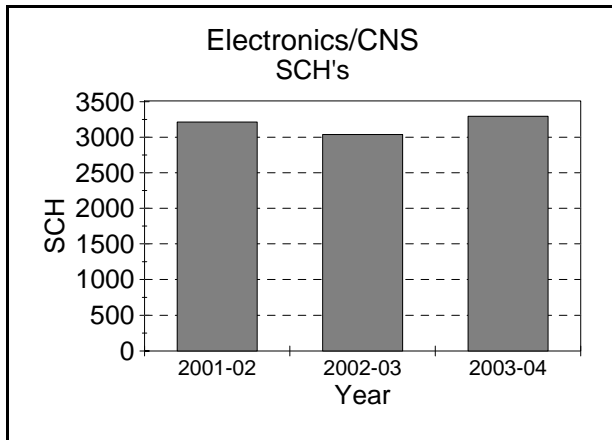
Source: Office of Institutional Research, g:\...fload\0304\prte3g.rsl

Ferris State University

Student Credit Hours (SCH), Full Time Equated Faculty (FTEF) and SCH/FTEF Aggregated by Department

Fall and Winter Terms Combined

Electronics/CNS (College of Technology)



| <u>Year</u> | <u>SCH</u> | <u>FTEF</u> | <u>SCH/FTEF</u> |
|-------------|------------|-------------|-----------------|
| 2001-02 | 3,205.00 | 10.30 | 311.12 |
| 2002-03 | 3,029.00 | 9.27 | 326.61 |
| 2003-04 | 3,284.00 | 9.22 | 356.23 |

<< New Department - - College of Technology Reorganized in 2000-01 >>

<< see detailed information for the FTE and SCH data prior to 2001-02 and/or previous Productivity Reports >>

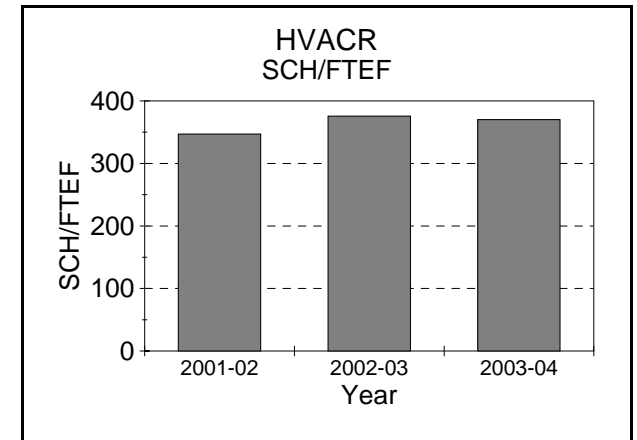
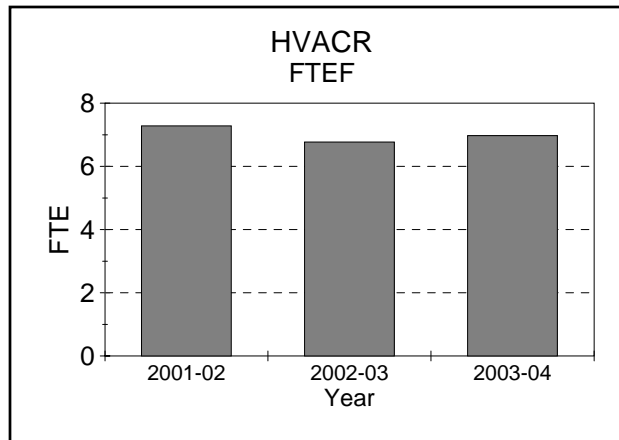
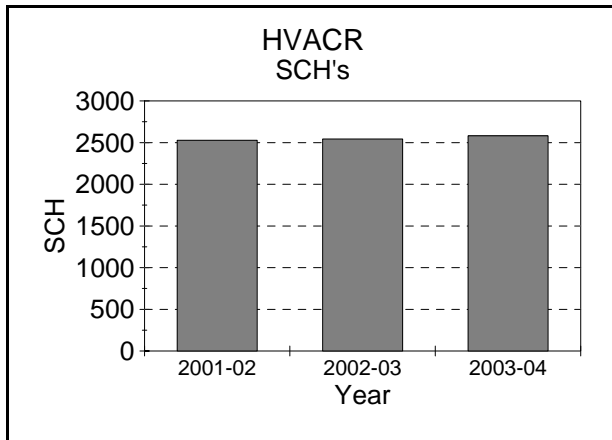
Caution: When viewing graphs, please note the differences in scales
Source: Office of Institutional Research, g:\...fload\0304\prte4g.rsl

Ferris State University

Student Credit Hours (SCH), Full Time Equated Faculty (FTEF) and SCH/FTEF Aggregated by Department

Fall and Winter Terms Combined

HVACR (College of Technology)



| <u>Year</u> | <u>SCH</u> | <u>FTEF</u> | <u>SCH/FTEF</u> |
|-------------|------------|-------------|-----------------|
| 2001-02 | 2,527.00 | 7.28 | 346.94 |
| 2002-03 | 2,544.00 | 6.77 | 375.81 |
| 2003-04 | 2,581.00 | 6.97 | 370.15 |

<< New Department - - College of Technology Reorganized in 2000-01 >>

<< see detailed information for the FTE and SCH data prior to 2001-02 and/or previous Productivity Reports >>

Caution: When viewing graphs, please note the differences in scales

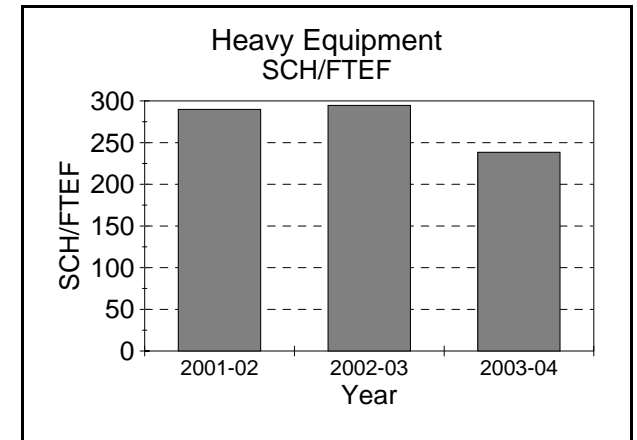
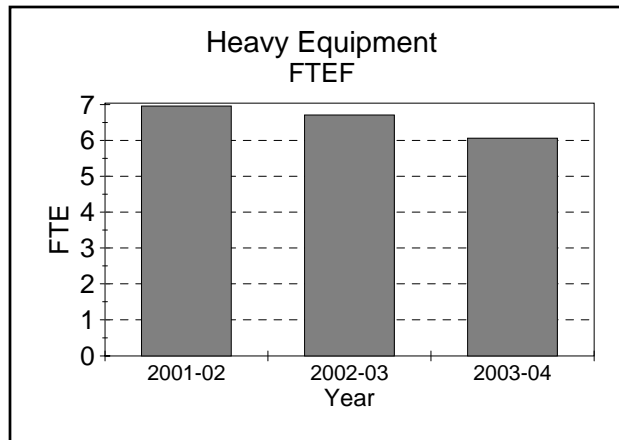
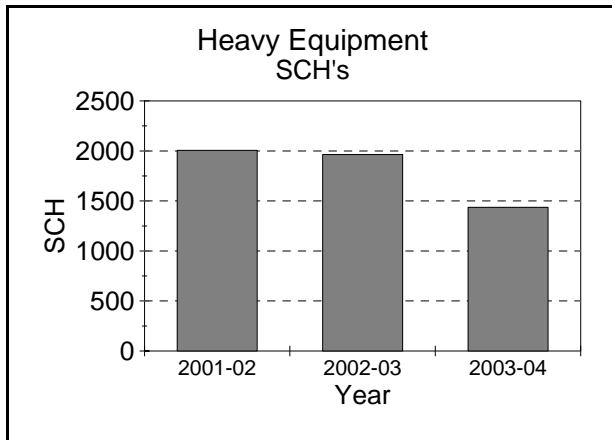
Source: Office of Institutional Research, g:\...fload\0304\prte5g.rsl

Ferris State University

Student Credit Hours (SCH), Full Time Equated Faculty (FTEF) and SCH/FTEF Aggregated by Department

Fall and Winter Terms Combined

Heavy Equipment (College of Technology)



| <u>Year</u> | <u>SCH</u> | <u>FTEF</u> | <u>SCH/FTEF</u> |
|-------------|------------|-------------|-----------------|
| 2001-02 | 2,006.00 | 6.92 | 289.88 |
| 2002-03 | 1,964.00 | 6.67 | 294.60 |
| 2003-04 | 1,436.00 | 6.03 | 238.34 |

<< New Department - - College of Technology Reorganized in 2000-01 >>

<< see detailed information for the FTE and SCH data prior to 2001-02 and/or previous Productivity Reports >>

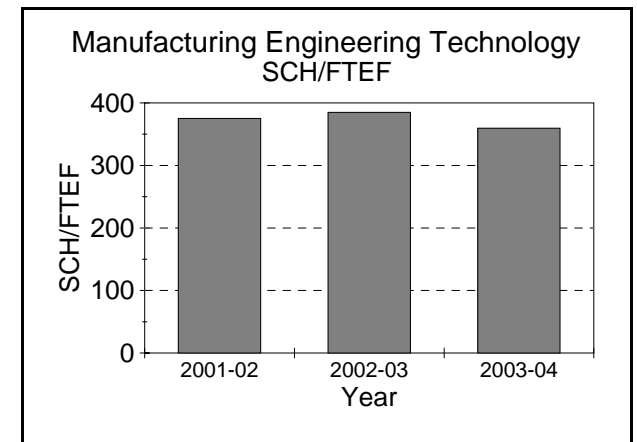
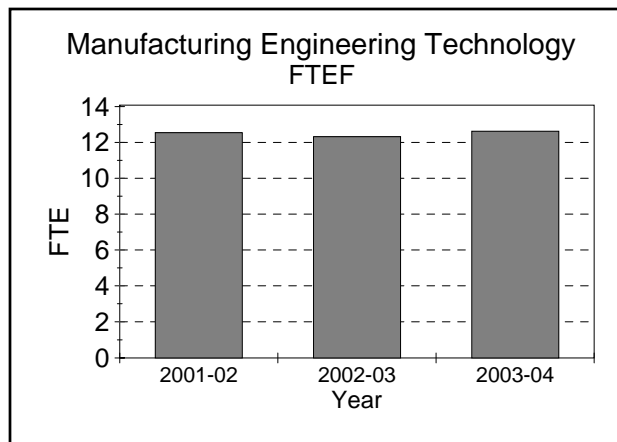
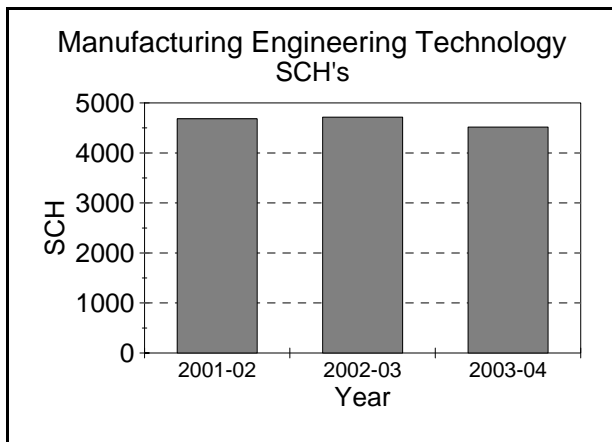
Caution: When viewing graphs, please note the differences in scales
Source: Office of Institutional Research, g:\...fload\0304\prte6g.rsl

Ferris State University

Student Credit Hours (SCH), Full Time Equated Faculty (FTEF) and SCH/FTEF Aggregated by Department

Fall and Winter Terms Combined

Manufacturing Engineering Technology (College of Technology)



| <u>Year</u> | <u>SCH</u> | <u>FTEF</u> | <u>SCH/FTEF</u> |
|-------------|------------|-------------|-----------------|
| 2001-02 | 4,684.00 | 12.48 | 375.17 |
| 2002-03 | 4,714.00 | 12.25 | 384.89 |
| 2003-04 | 4,516.00 | 12.56 | 359.57 |

<< New Department - - College of Technology Reorganized in 2000-01 >>

<< see detailed information for the FTE and SCH data prior to 2001-02 and/or previous Productivity Reports >>

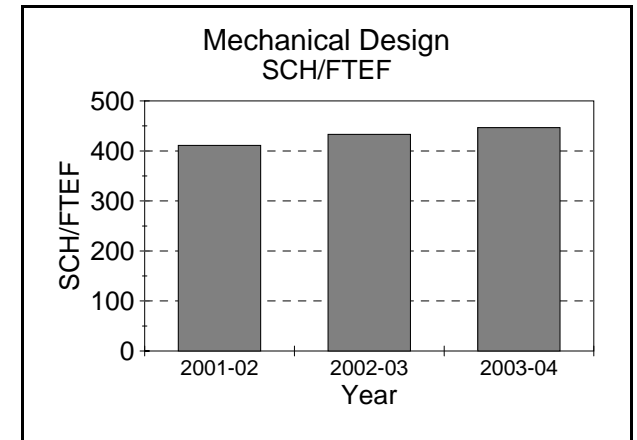
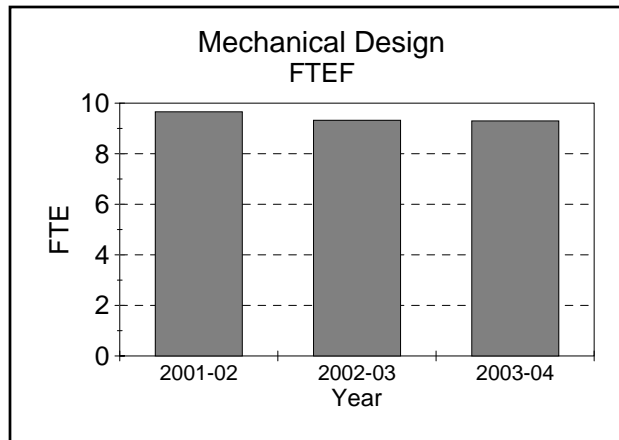
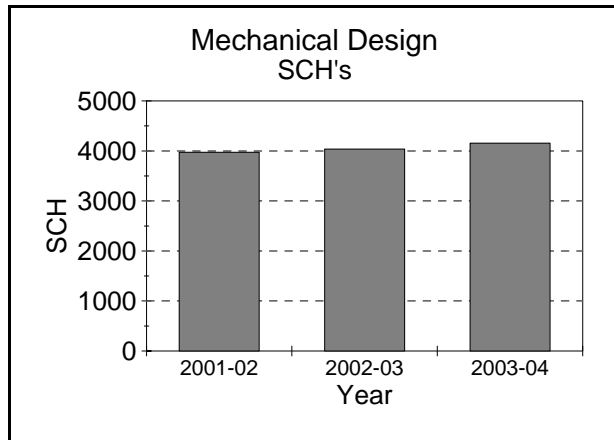
Caution: When viewing graphs, please note the differences in scales
Source: Office of Institutional Research, g:\...fload\0304\prdt7g.rsl

Ferris State University

Student Credit Hours (SCH), Full Time Equated Faculty (FTEF) and SCH/FTEF Aggregated by Department

Fall and Winter Terms Combined

Mechanical Design (College of Technology)



| <u>Year</u> | <u>SCH</u> | <u>FTEF</u> | <u>SCH/FTEF</u> |
|-------------|------------|-------------|-----------------|
| 2001-02 | 3,973.00 | 9.66 | 411.07 |
| 2002-03 | 4,037.00 | 9.32 | 433.10 |
| 2003-04 | 4,154.00 | 9.30 | 446.60 |

<< New Department - - College of Technology Reorganized in 2000-01 >>

<< see detailed information for the FTE and SCH data prior to 2001-02 and/or previous Productivity Reports >>

Caution: When viewing graphs, please note the differences in scales

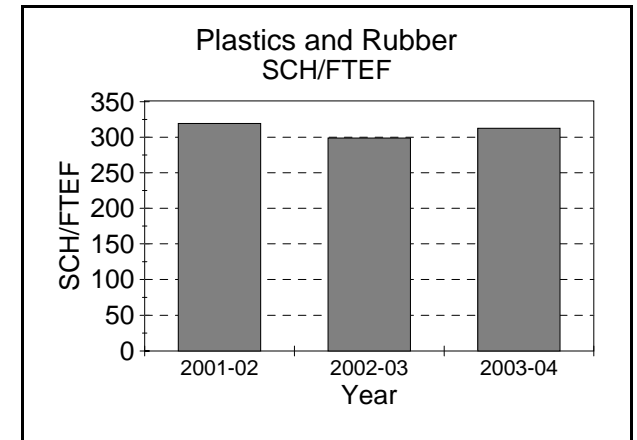
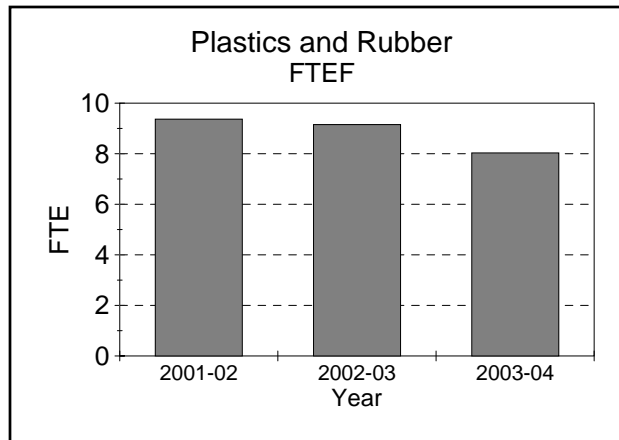
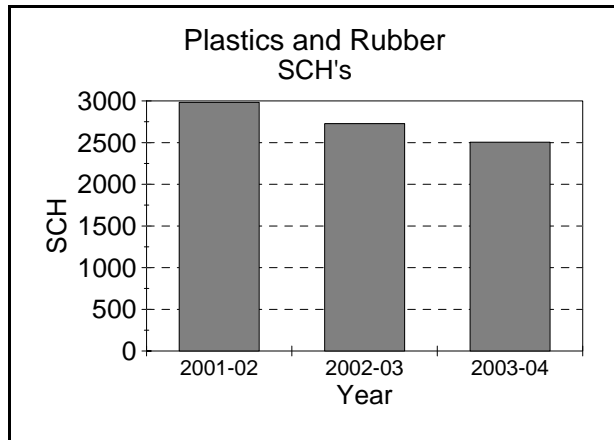
Source: Office of Institutional Research, g:\...fload\0304\prte8g.rsl

Ferris State University

Student Credit Hours (SCH), Full Time Equated Faculty (FTEF) and SCH/FTEF Aggregated by Department

Fall and Winter Terms Combined

Plastics and Rubber (College of Technology)



| <u>Year</u> | <u>SCH</u> | <u>FTEF</u> | <u>SCH/FTEF</u> |
|-------------|------------|-------------|-----------------|
| 2001-02 | 2,982.00 | 9.37 | 318.42 |
| 2002-03 | 2,727.00 | 9.15 | 298.11 |
| 2003-04 | 2,504.00 | 8.03 | 311.64 |

<< New Department - - College of Technology Reorganized in 2000-01 >>

<< see detailed information for the FTE and SCH data prior to 2001-02 and/or previous Productivity Reports >>

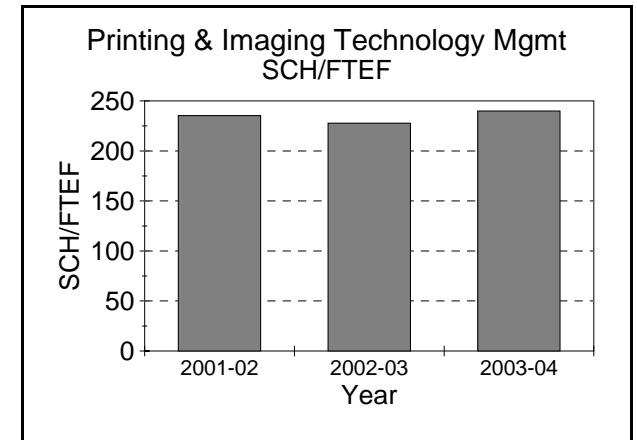
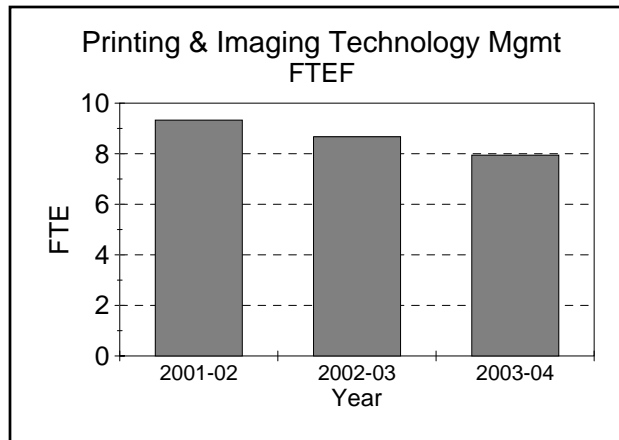
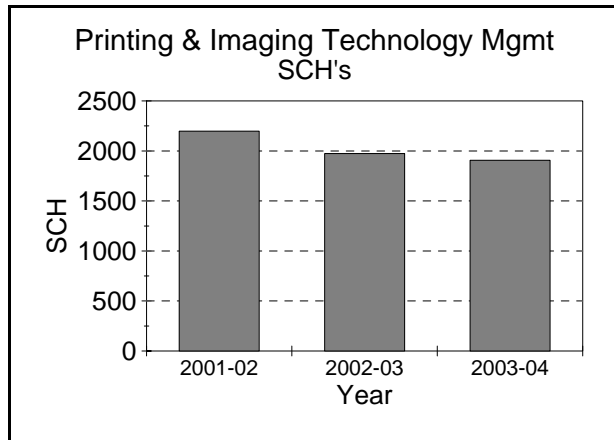
Caution: When viewing graphs, please note the differences in scales
Source: Office of Institutional Research, g:\...fload\0304\prte9g.rsl

Ferris State University

Student Credit Hours (SCH), Full Time Equated Faculty (FTEF) and SCH/FTEF Aggregated by Department

Fall and Winter Terms Combined

Printing & Imaging Technology Mgmt (College of Technology)



| <u>Year</u> | <u>SCH</u> | <u>FTEF</u> | <u>SCH/FTEF</u> |
|-------------|------------|-------------|-----------------|
| 2001-02 | 2,197.00 | 9.33 | 235.35 |
| 2002-03 | 1,973.00 | 8.67 | 227.70 |
| 2003-04 | 1,906.00 | 7.94 | 239.92 |

<< New Department - - College of Technology Reorganized in 2000-01 >>

<< see detailed information for the FTE and SCH data prior to 2001-02 and/or previous Productivity Reports >>

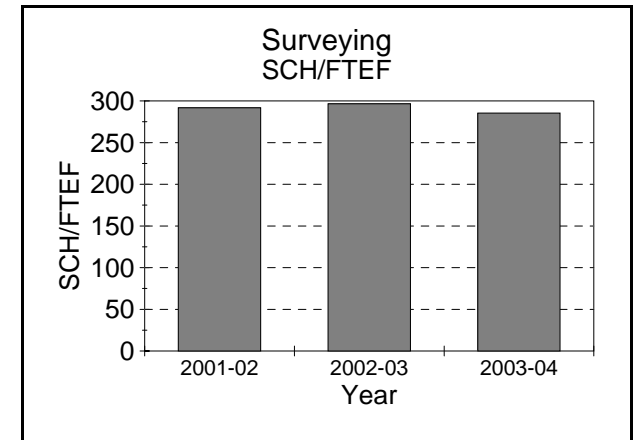
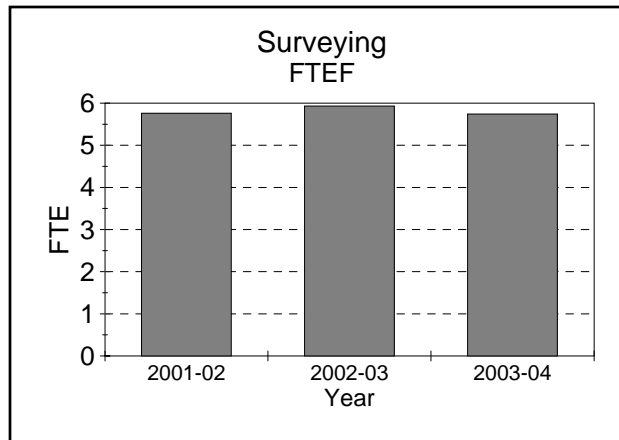
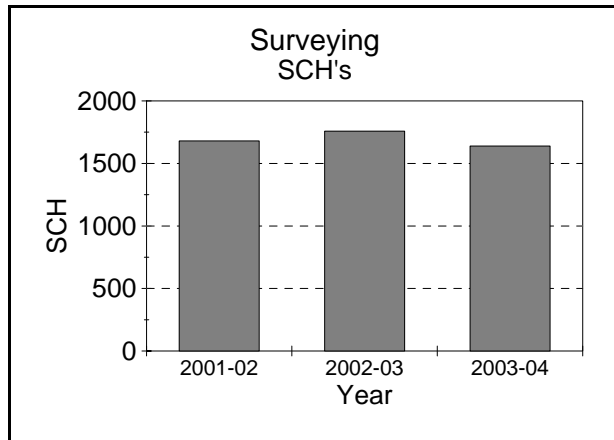
Caution: When viewing graphs, please note the differences in scales
Source: Office of Institutional Research, g:\...\facload\0304\prdte10g.rsl

Ferris State University

Student Credit Hours (SCH), Full Time Equated Faculty (FTEF) and SCH/FTEF Aggregated by Department

Fall and Winter Terms Combined

Surveying (College of Technology)



| <u>Year</u> | <u>SCH</u> | <u>FTEF</u> | <u>SCH/FTEF</u> |
|-------------|------------|-------------|-----------------|
| 2001-02 | 1,680.00 | 5.76 | 291.69 |
| 2002-03 | 1,758.00 | 5.93 | 296.46 |
| 2003-04 | 1,639.00 | 5.74 | 285.49 |

<< New Department - - College of Technology Reorganized in 2000-01 >>

<< see detailed information for the FTE and SCH data prior to 2001-02 and/or previous Productivity Reports >>

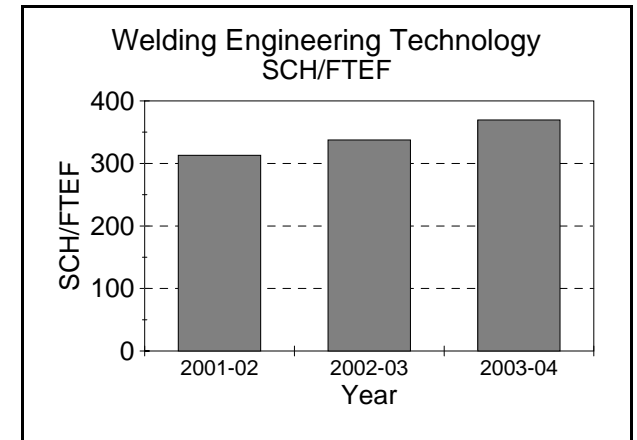
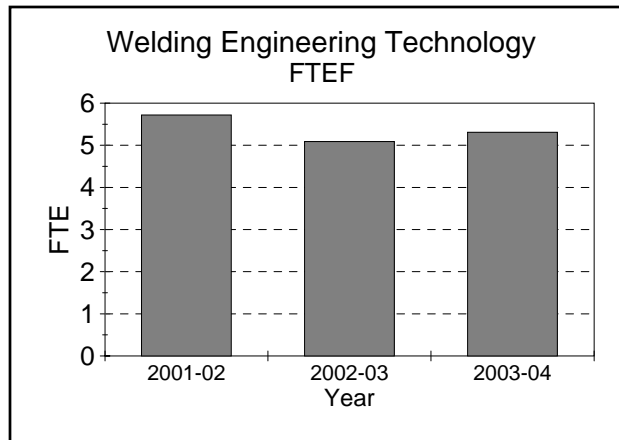
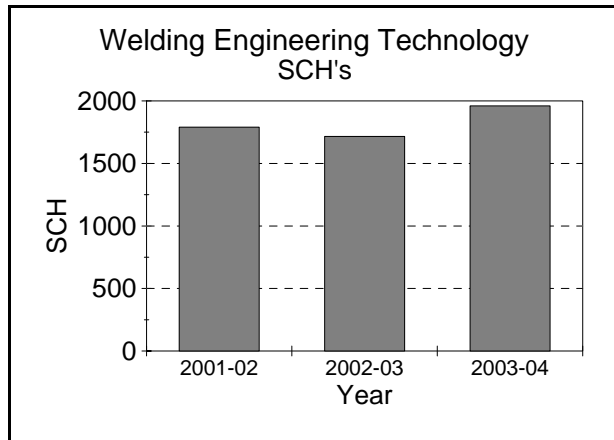
Caution: When viewing graphs, please note the differences in scales
Source: Office of Institutional Research, g:\...\facload\0304\prdte11g.rsl

Ferris State University

Student Credit Hours (SCH), Full Time Equated Faculty (FTEF) and SCH/FTEF Aggregated by Department

Fall and Winter Terms Combined

Welding Engineering Technology (College of Technology)



| <u>Year</u> | <u>SCH</u> | <u>FTEF</u> | <u>SCH/FTEF</u> |
|-------------|------------|-------------|-----------------|
| 2001-02 | 1,790.00 | 5.72 | 313.04 |
| 2002-03 | 1,716.00 | 5.09 | 337.46 |
| 2003-04 | 1,960.00 | 5.31 | 369.45 |

<< New Department - - College of Technology Reorganized in 2000-01 >>

<< see detailed information for the FTE and SCH data prior to 2001-02 and/or previous Productivity Reports >>

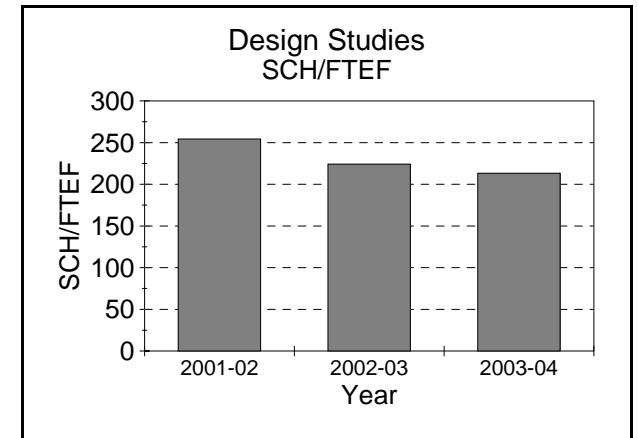
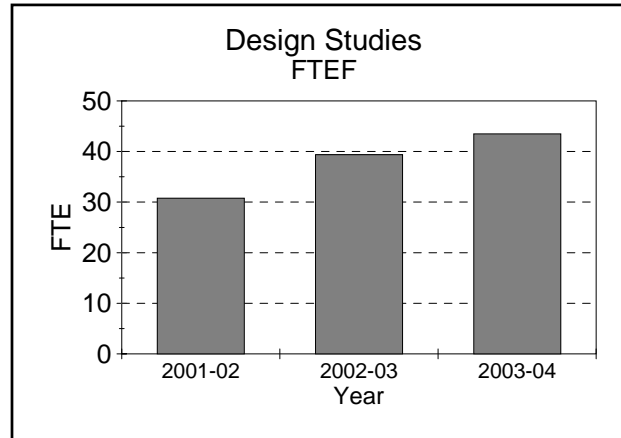
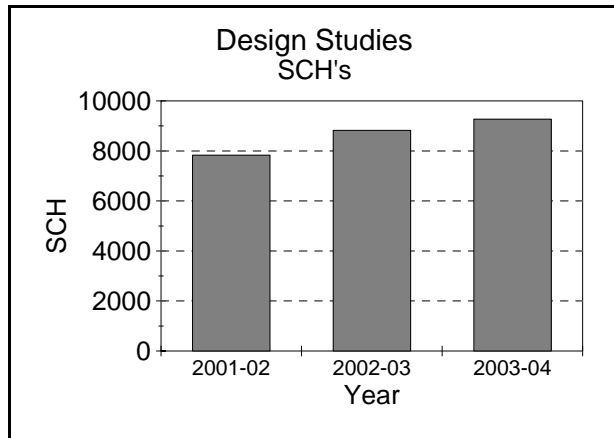
Caution: When viewing graphs, please note the differences in scales
Source: Office of Institutional Research, g:\...\facload\0304\prdte12g.rsl

Ferris State University

Student Credit Hours (SCH), Full Time Equated Faculty (FTEF) and SCH/FTEF Aggregated by Department

Fall and Winter Terms Combined

Design Studies (Kendall College of Art & Design)



| <u>Year</u> | <u>SCH</u> | <u>FTEF</u> | <u>SCH/FTEF</u> |
|-------------|------------|-------------|-----------------|
| 2001-02 | 7,830.00 | 30.78 | 254.35 |
| 2002-03 | 8,822.00 | 39.37 | 224.09 |
| 2003-04 | 9,273.00 | 43.49 | 213.22 |

Caution: When viewing graphs, please note the differences in scales

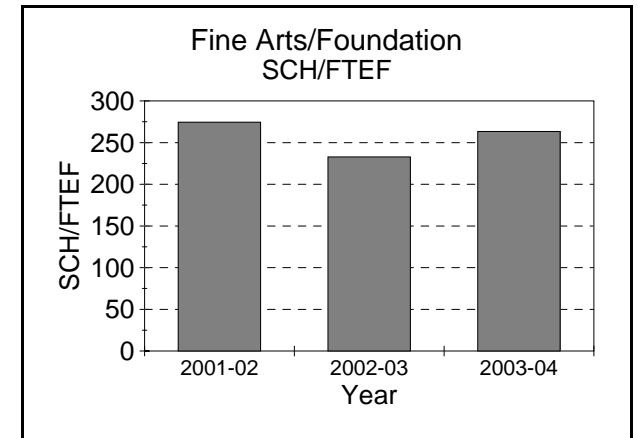
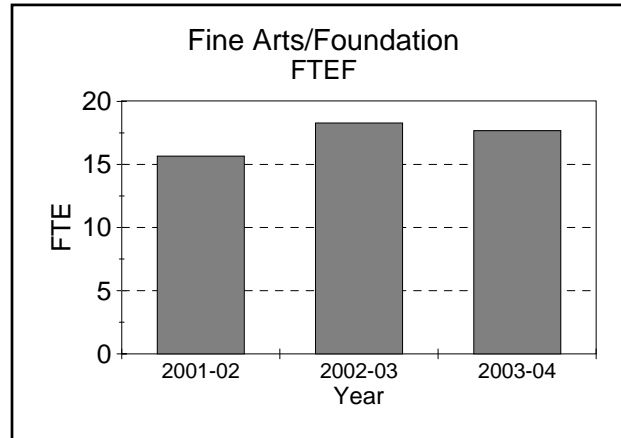
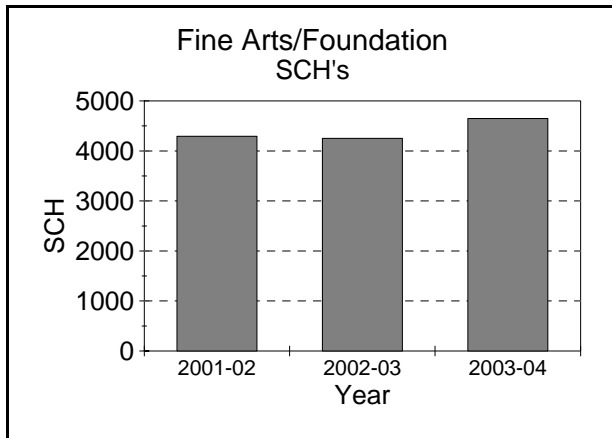
Source: Office of Institutional Research, g:\...fload\0304\prdkc1g.rsl

Ferris State University

Student Credit Hours (SCH), Full Time Equated Faculty (FTEF) and SCH/FTEF Aggregated by Department

Fall and Winter Terms Combined

Fine Arts/Foundation (Kendall College of Art & Design)



| <u>Year</u> | <u>SCH</u> | <u>FTEF</u> | <u>SCH/FTEF</u> |
|-------------|------------|-------------|-----------------|
| 2001-02 | 4,294.00 | 15.64 | 274.56 |
| 2002-03 | 4,250.00 | 18.25 | 232.83 |
| 2003-04 | 4,648.00 | 17.65 | 263.35 |

Caution: When viewing graphs, please note the differences in scales

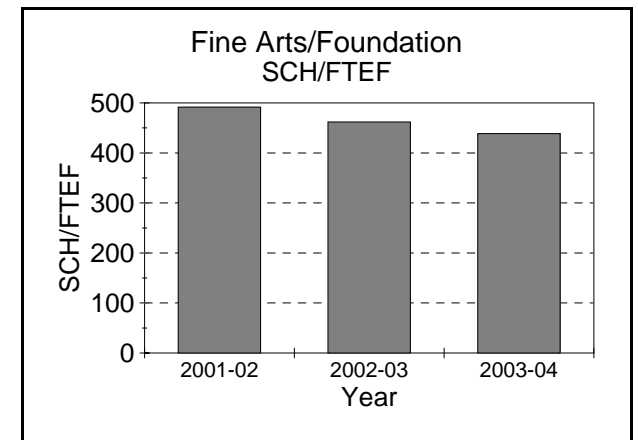
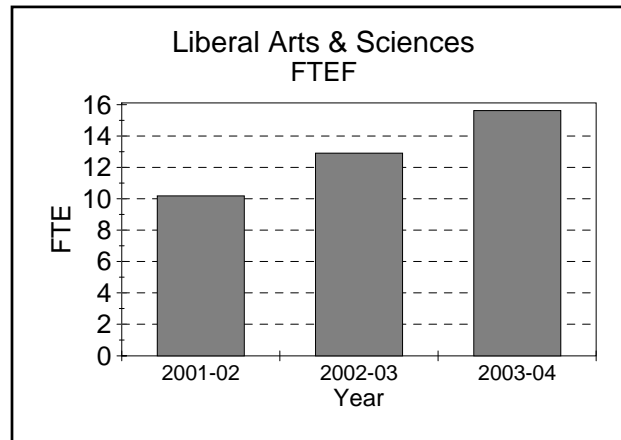
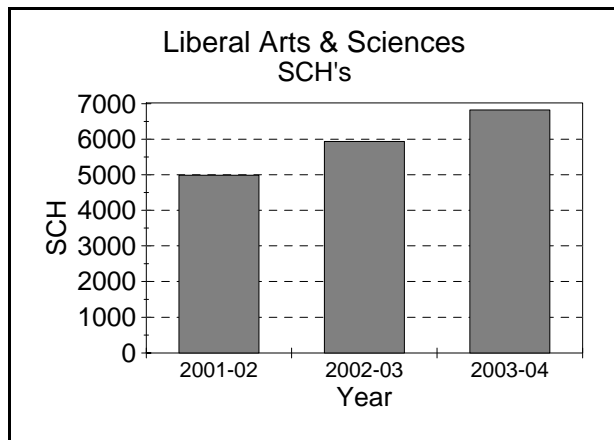
Source: Office of Institutional Research, g:\...fload\0304\prdkc2g.rsl

Ferris State University

Student Credit Hours (SCH), Full Time Equated Faculty (FTEF) and SCH/FTEF Aggregated by Department

Fall and Winter Terms Combined

Liberal Arts & Sciences (Kendall College of Art & Design)



| <u>Year</u> | <u>SCH</u> | <u>FTEF</u> | <u>SCH/FTEF</u> |
|-------------|------------|-------------|-----------------|
| 2001-02 | 4,974.00 | 10.12 | 491.56 |
| 2002-03 | 5,922.00 | 12.82 | 461.93 |
| 2003-04 | 6,801.00 | 15.51 | 438.47 |

Caution: When viewing graphs, please note the differences in scales

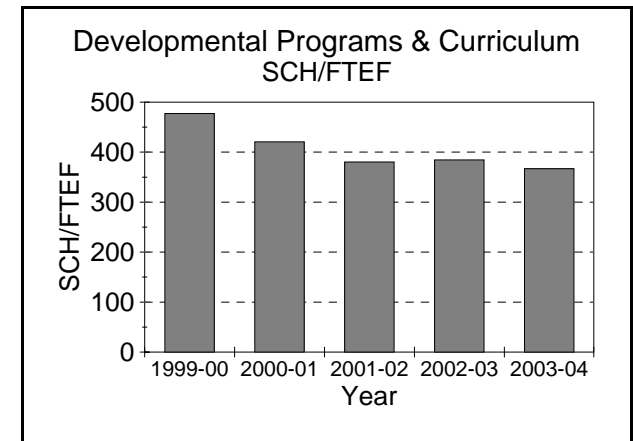
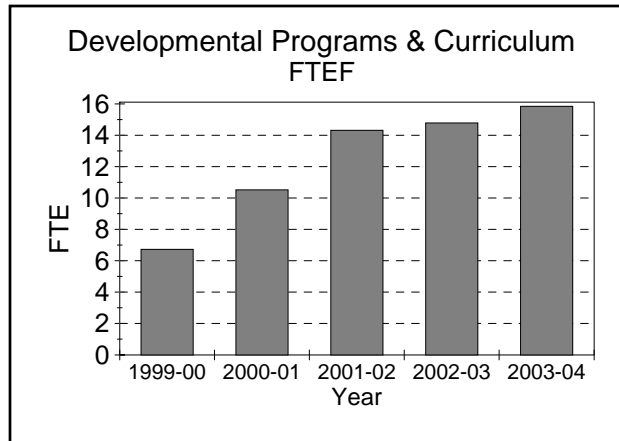
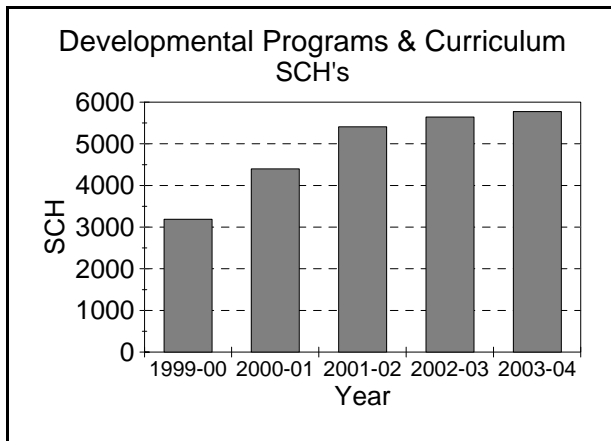
Source: Office of Institutional Research, g:\...fload\0304\prdkc3g.rsl

Ferris State University

Student Credit Hours (SCH), Full Time Equated Faculty (FTEF) and SCH/FTEF Aggregated by Department

Fall and Winter Terms Combined

Developmental Programs & Curriculum (University College)



| <u>Year</u> | <u>SCH</u> | <u>FTEF</u> | <u>SCH/FTEF</u> |
|-------------|------------|-------------|-----------------|
| 1999-00 | 3,187.00 | 6.68 | 477.33 |
| 2000-01 | 4,397.00 | 10.45 | 420.72 |
| 2001-02 | 5,407.00 | 14.22 | 380.26 |
| 2002-03 | 5,644.00 | 14.68 | 384.54 |
| 2003-04 | 5,775.00 | 15.74 | 366.92 |

Caution: When viewing graphs, please note the differences in scales

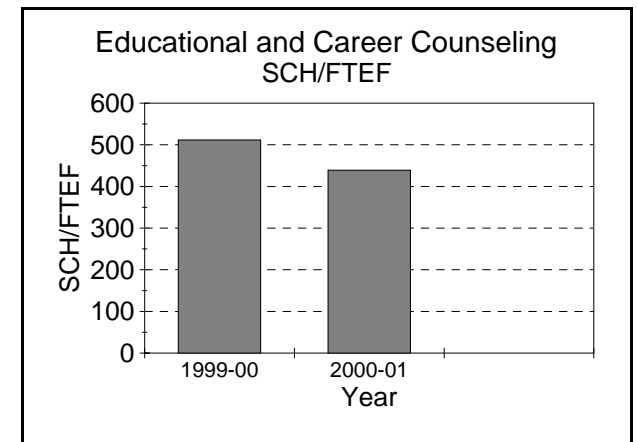
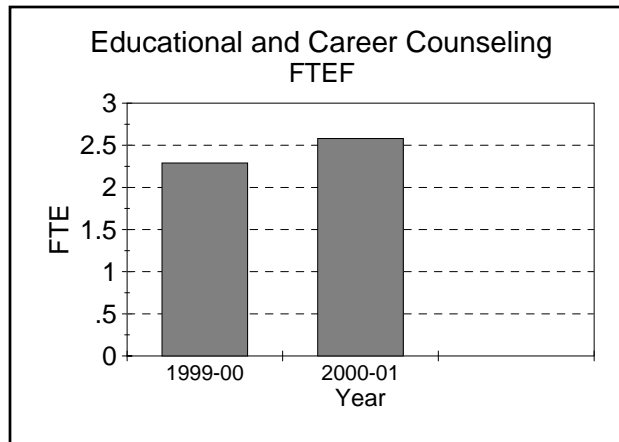
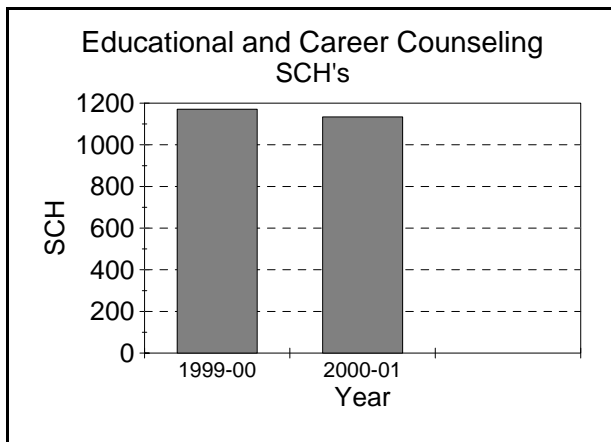
Source: Office of Institutional Research, g:\...fload\0304\prduc1g.rsl

Ferris State University

Student Credit Hours (SCH), Full Time Equated Faculty (FTEF) and SCH/FTEF Aggregated by Department

Fall and Winter Terms Combined

Educational Career Counseling (University College)



| <u>Year</u> | <u>SCH</u> | <u>FTEF</u> | <u>SCH/FTEF</u> |
|-------------|------------|-------------|-----------------|
| 1999-00 | 1,171.00 | 2.29 | 511.54 |
| 2000-01 | 1,134.00 | 2.58 | 439.08 |

Caution: When viewing graphs, please note the differences in scales

Source: Office of Institutional Research, g:\...fload\0304\prduc2g.rsl