6/1/81

- Approvals could be given quickly if the approval group has been a part of the development of the approval package
- Zale will evaluate who will be the major decision makers for each of the items upon which R/A's are needed.
- To start structurally need: Overall office plan showing col lines, openings, chases

6/1/81 ( )

Wayne Majors PM
Corky Cunningham PM
Cribb Altman
Doug Harden
Charles McCameron

Leo Galette PM
Wayne Glover PM

7/1/81

Rob Sovinski
Pat Moore
Doug Harden
Don Olson
Leo Galette
Wayne Glover

7/2/81

Rob Sovinski
Paul Bauman
Don Olson
Doug Harden
Pat Moore
Leo Galette
Wayne Glover
Corky Cunningham

6/2/81

Ken Bonds
Doug Harden
Cribb Altman
Corky Cunningham
Charles McCameron
Wayne Glover
Leo Galette
Dick McCleary

Laundry lists.

Zale provide or do
- Dept head count (1986)
- " " " (master plan)
- R/A block space plans
- R/A dept. block space plans
- R/A area square footages
- Provide van pooling direction
- R/A small/large car ratio analysis
- R/A total parking recommendations
- R/A 4th level parking analysis
- R/A col size & spacing analysis
- R/A central plant approval package
- P/S elevator/escalator package
- R/A lobby design package
- R/A bldg elevations concept
- R/A sunscreen package
- R/A roofing design package
- Provide day care center direction
  - size
  - type
  - location
- R/A day care center design package
- Final R/A phase 1 scope of work
- R/A landscape package
- R/A clg, lighting, partition design package
- Provide furniture design direction
- R/A furniture system package
- R/A communications/elect in floor system
- R/A 1st fl. elevation study for unit C.
- Provide ITC (investment tax credit) guidelines & direction.
-

Programming (PR) & Design develop (DD) by HOK

indicates degree of immediate importance to getting project into CD's

✓ Comp fill out dept questionnaires (10)
✓ Comp P/S block space plans (10)
- P/S dept block space plans (DBSP) } DD
- Comp P/S area sq footages (10) — Criticalness dependent upon location (4V)
  - Computer
  - File rooms
  - Sales
  - Word processing
  - Mech/elect equip rooms
✓ Make small/large car ratio analysis (7)
✓ P/S total parking recommendations (7)
✓ P/S 4th level parking analysis (10)
- P/S col size & spacing analysis (10)
- P/S central plant approval package (CP) (10)
  (must define content of this package!)
  - cooling tower
  - future expansion
  - utility distribution
  - elect distribution/transformer location

- Wayne needs
  - square footages
  - loading
- Review master plan assumptions 5wd
- What are we comparing?
- Provide Wayne instructions as to what he's supposed to do 2wd
- Wayne answers 4wd
- P/S CP approval package 2wd
- R/A CP approval packy 4wd
  17wd

- P/S elevator/escalator package (8)
- P/S lobby design package (?) (7)
✓ P/S bldg elevations concept (10)
  - Locations of materials
  - Overall concept
✓ P/S sunscreen package (10)
- P/S roofing design package (8)
- P/S day care center design package (3)
✓ P/S landscaping package (10)
✓ P/S clg, lighting, partition design package (10)
- Comp P/S furniture system package (8)
✓ P/S communication/elect in floor analysis (10)
- P/S 1st floor elevation study for unit C (9)
- Confirm master plan traffic, grading & drainage concepts (6)
- Confirm core plans (9)

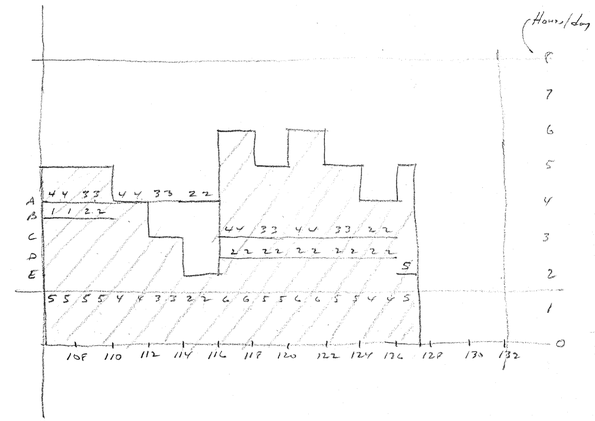

SCHEDULE & HISTOGRAM FOR CORKEY'S TIME ON ELEVATION STUDIES

Abbreviations

T/R	Time restraint
MP	Master plan
P-1	Phase one (to 1986)
CD	Contract documents (phase)
P/S	Prepare & submit
R/A	Review & approve
PR	Programming phase
DD	Design development phase
CP	Central plant
ET/R	End time restraint
EOP	End of project
Do.	Ditto
C&M	Color & materials
MIS	Management information services
R/C	Review & comment

81:28

MONITORING RECORD						ISSUE RECORD	
DATE		DATE		DATE		ISSUE No.	DATE
						1	JUN 1, 81
						2	JUL 2, 81

Reserved Node Nos.

LN
HN

NETWORK MODEL FOR DESIGN WORK - ZALE CORPORATION WORLD HEADQUARTERS IRVING, TEXAS HOK INC.

RALPH J. STEPHENSON, P.E.
15064 WARWICK ROAD
DETROIT, MICHIGAN 48223
CONSULTANT PH 273-5026

1

MULTI-COLOR 73195e

QUESTIONNAIRES

BLOCK SPACE PLANS

ELEVATION STUDIES

FLOOR LOADING

COL SPACING

4TH LEVEL PARKING

LANDSCAPING

PARKING RECOMMENDATIONS

Control plans
- Questionnaires
- Bldg elevations
- Block space plans

Includes clean wall & casework panel revisions

Includes dept head count for 1980 & master plans

7/2 to July 1, 1980 (99)

7/2 to June 1, 1981 (99)

To various tasks

Comp P/L block space plans (5) 106/106 (5) 111/111

Comp prepare preliminary bldg envelope studies (6) 106/110 (6) 112/116

HOK refine preliminary bldg elevations & details (3) 106/106 (10) 116/116 6/23/81 (127)

Prepare struct analysis of elevations (15) 106/111 (5) 111/116

Cont(1) make code revisions (2)(6)(17) 106/106a (10) 116/116 6/30/81 (128)

P/L 1st fl elevation study for unit C (3)(4) 106/106 (4) 110/110

R/A 1st fl elevation study for unit C (1) 110/110 (2) 112/112 6/9/81 (112)

Determine atypical elevation openings & assistance (4)(5)(1) 112/112 (4) 116/116 6/23/81 (122)

Comp prepare elevation sketches (3) 116/116 (10) 126/126

Prepare required study models for elevations (3) 116/116 (10) 126/126 7/10/81 (128) Will be done 7/2/81 (129)

7/10/81 (128) Will be comp 7/2/81 (125)

Comp assemble elevation package (3) 126/126 130 7/29/81 (149) Will be presented Fri 7/31/81 (149) for approval

Zale R/A bldg elevations & wall section design (1) 2 127/127/137 124/139 ET/R (99) To EOP

Zale comp R/A design program (1) (3) 120/120 123/123 6/24/81 (123) ET/R (99) To various tasks To EOP

Cont(1) prepare space questionnaires (1)(4) 111/112 (3) 114/115

Cont(1) prepare space questionnaires (1)(4) 114/116 (2) 116/118

Cont(1) assemble/analyze questionnaire response (2) 114/115 (2) 116/117

Cont(1) assemble/analyze questionnaire response (4) 116/118 (2) 118/120

At this point HOK has all atypical & typical data needed for design program except typical space planning in office areas. P/L & catering

Comp assemble/analyze questionnaire response

Port complete atypical space questionnaires (1)(4) 106/106 (5) 111/111

Port assemble/analyze questionnaire response (4) 111/111 (3) 114/114

Zale port R/A design program (atypical) (1) (3) 114/114 117/117

Zale cont(1) R/A design program (1) (3) 117/117 120/120

Zale R/A block space plans (1) (3) 111/111 114/114 6/23/81 (122) To various tasks ET/R (99) To EOP/B

P/L 4th level parking analysis (2)(3) 106/106 (4) 110

R/A 4th level parking analysis (1) 110/110 (1) 111/111 6/5/81 (110) To various tasks ET/R 99

HOK P/L master landscaping concept (7)(3) 106/17 127

Zale R/A master landscaping concept (1) 3 127/126

HOK tag trees to be saved (9) 126/126 2 128

HOK perform tree saving spec (9)(7) 128/10 137

Zale R/A tree saving spec (1) 4 139/142

Solicit/receive tree transplant proposals (2)(7) 142/10 152

Await for tree saving 152/5 157

Zale R/A floor loading recommendations (1) 2 129/131 ET/R (99) To EOP/I

P/L floor loading recommendations (15)(4) 125/125 (5) 125/129 7/1/81 (128) will be submitted 7/2/81 (129) & approved 7/29/81 (149)

To various tasks

Will be done by 9/3/81 (150)

Zale R/A col spacing (1) (3) 106/106 109 ET/R (99) To EOP

6/4/81 (109)

Zale provide van pooling direction (1) (10) 106/106 116

7/1/81 (125) Full direction not given. Will make assumptions

HOK make small/large car ratio analysis (3)(12)(9) 106/106 (8) 114/114 6/22/81 (121)

Zale R/A small/large car ratio analysis (1) 2 116/114 116/116 6/30/81 (123)

P/L total parking recommendations (3)(7) 126/126 5' (6a) 121/121 134 7/9/81 (133)

Zale R/A total parking recommendations (1) (2) 121/121 134 123/123 136 7/13/81 (135) ET/R (99) To EOP

150 start of CD's 2+1 TE

Arrow Key

Responsibility Codes
- Task description
- Phase or location code
- HOK comp analysis of 20' bay
- (1)(3)(4)(5)(15) DD
- 10
- 108 / 110 Early start / Late start
- 118 / 120 Early finish / Late finish
- Estimated duration of task in elapsed working days (wd)

Responsibility Codes
1 Zale (Wayne Mayon)
2 HOK (Doug Hanken)
3 HOK (Carly Cunningham)
4 HOK (Chas Altmann)
5 HOK (Alicee Hendricks)
6 HOK (Don Olsen) production
7 HOK (Rob Sowichi) landscaping
8 HOK (Pamela Hall Wilson) lighting
9 HOK (Jerry Duvall) specs
10 HOK (Don Nattestad) graphics
11 HOK (Phil Brooks) estimation
12
13
14
15 ETI (structures)
16 HBCE (MEP)
17 Ralf Jensen (life safety)
18 PAWA (traffic)
19 Unnamed parties
20 Graham & Assoc (civil)
21 Contractor cost consultant
22 M/MA (food service)
23 TPI (Computer Consultant)
24 DARREN HOOPER (SOILS CONSULTANT)
25 City of Irving
26 ITC consultant
27 GTE
28 Material handling consultant

MONITORING RECORD						ISSUE RECORD	
DATE		DATE		DATE		ISSUE No.	DATE
						1	JUNE 1, 81
						2	JULY 1, 81
						3	JUL 29 81

Received Mark Mar.

LN
HN

8/1-28

NETWORK MODEL FOR
DESIGN WORK
ZALE CORPORATION WORLD
HEADQUARTERS - IRVING, TEXAS
HOK, INC.

RALPH J. STEPHENSON, P.E.
15064 WARWICK ROAD
DETROIT, MICHIGAN 48223
CONSULTANT PH 273-5026

2

MULTI-COLOR 78195a

Partial R/A 7/6/81(133) & 7/7/81(131)

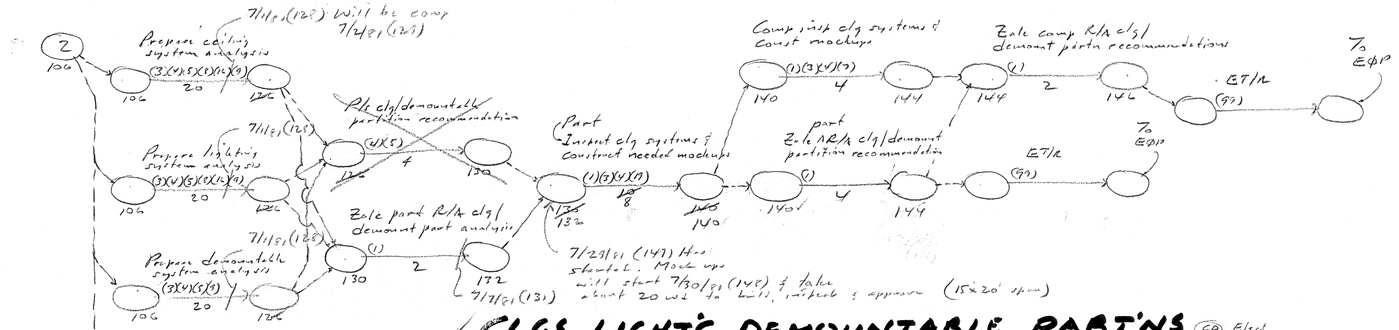

CLGS. LIGHTG. DEMOUNTABLE PART'NS

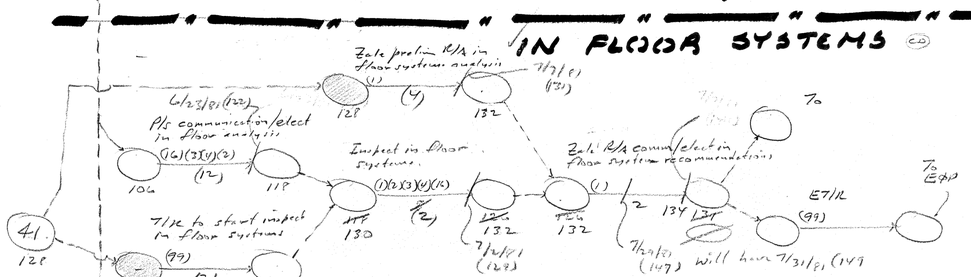

IN FLOOR SYSTEMS

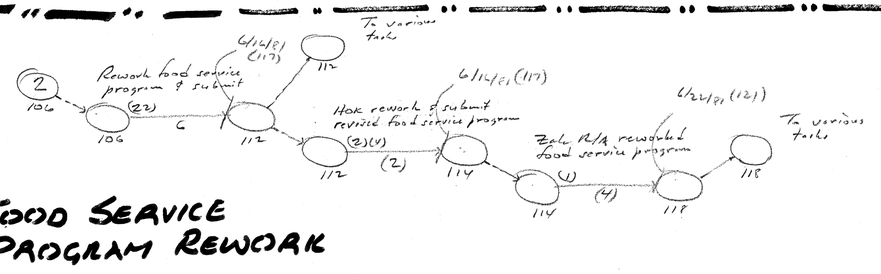

FOOD SERVICE PROGRAM REWORK

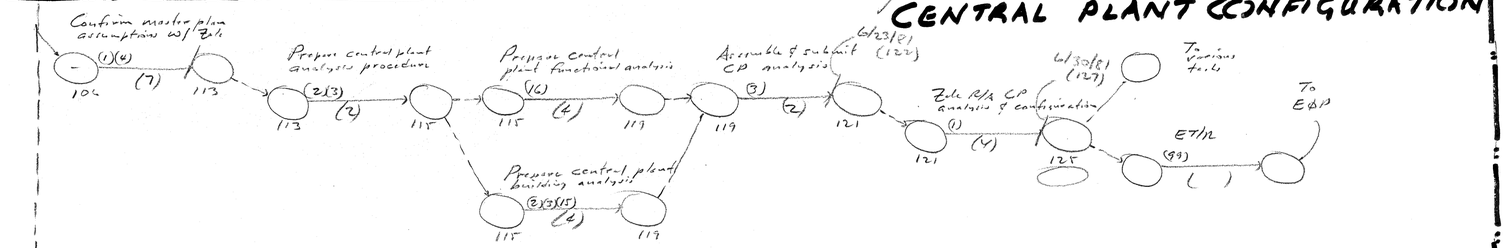

CENTRAL PLANT CONFIGURATION

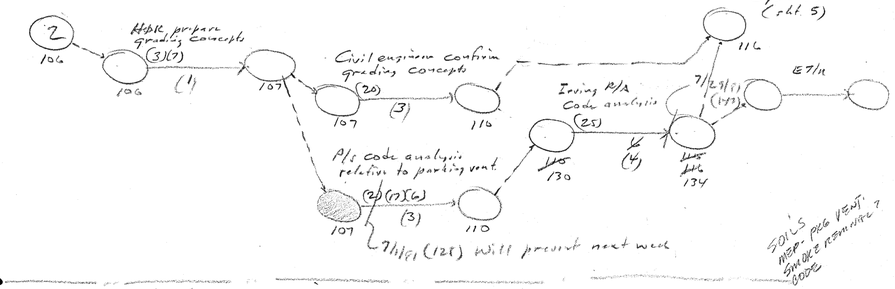

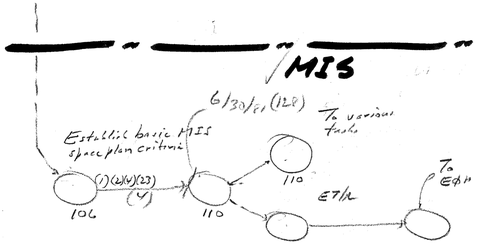

MIS

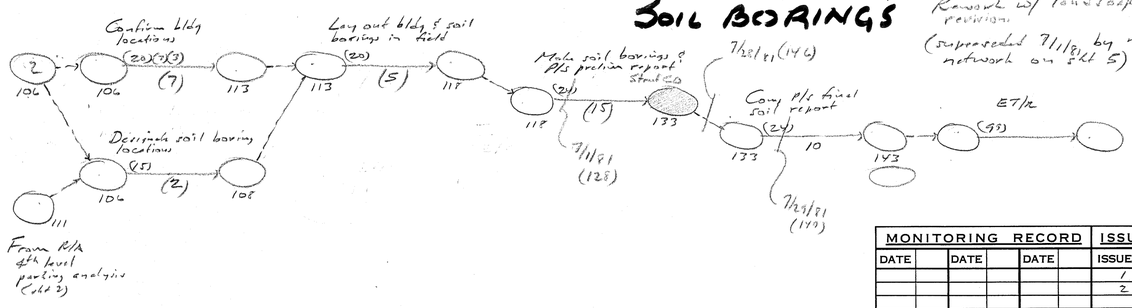

SOIL BORINGS

Rework w/ landscape revision (superseded 7/11/81 by new network on sht 5)

MONITORING RECORD						ISSUE RECORD	
DATE		DATE		DATE		ISSUE NO.	DATE
						1	JUN 1, 81
						2	JUL 1, 81

Revised Mark Nos.

LN
HN

81:28

NETWORK MODEL FOR
DESIGN WORK
ZALE CORPORATION WORLD
HEADQUARTERS - IRVING, TEXAS
HOK INC.

RALPH J. STEPHENSON, P.E.
15064 WARWICK ROAD
DETROIT, MICHIGAN 48223
CONSULTANT PH 273-5026

3

MULTI-COLOR 78195e

STRUCT. FRAMING

SPACE PLANS & COLOR & MATERIAL SELECTION

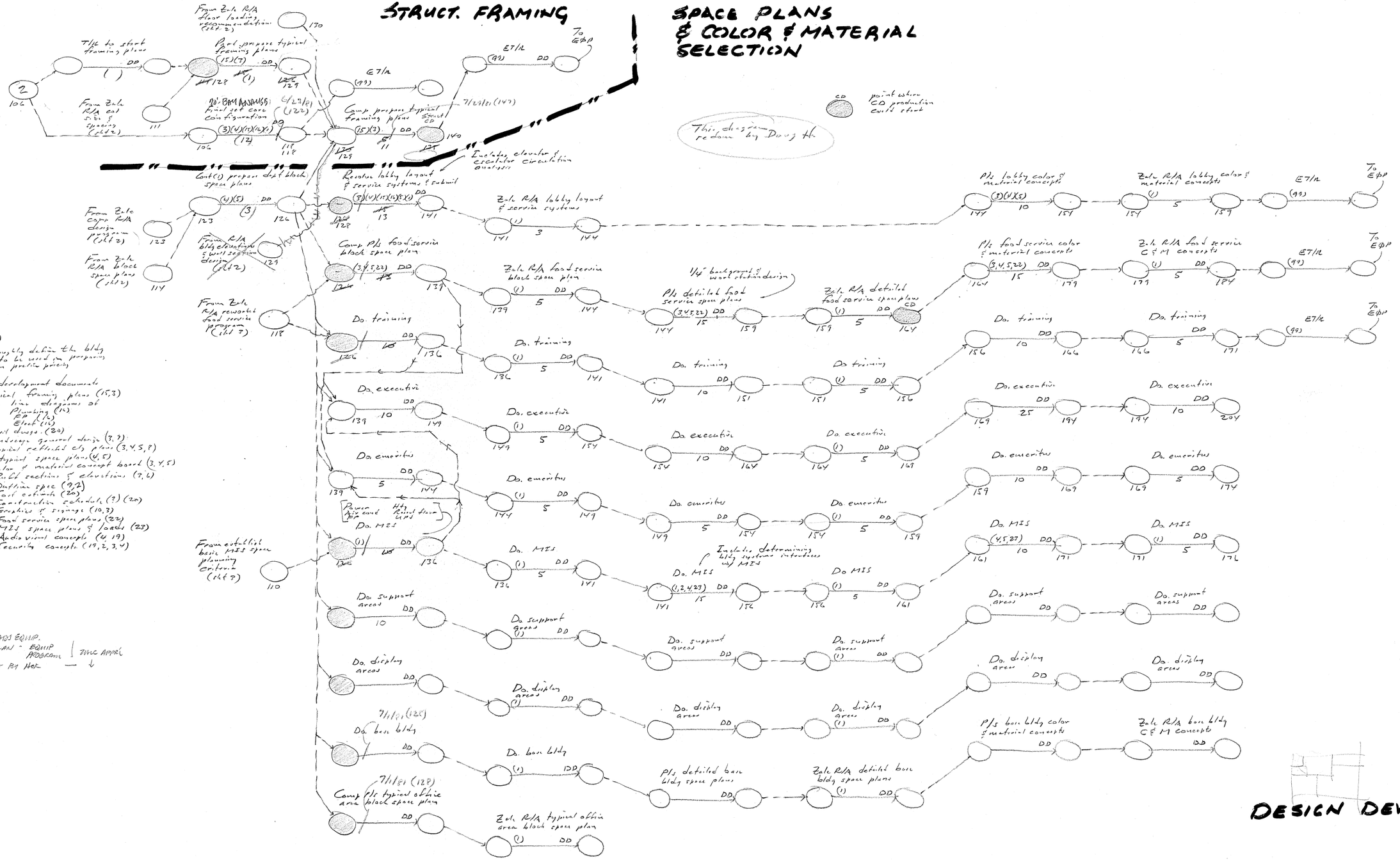

6/2/81 (107)
To thoroughly define the bldg systems to be used in preparing CDs & in profile pricing

Design development documents
- Typical framing plans (15,3)
- Gen. plan diagrams of
  - Plumbing (15)
  - EP (1)
  - Elect (15)
- Civil dwgs. (20)
- Landscape general design (3,7)
- Typical reflected clg plans (3,4,5,8)
- Atypical space plans (4,5)
- Color & material concept board (3,4,5)
- Refl ceilings & elevations (7,6)
- Outline spec (7,2)
- Cost estimate (20)
- Construction schedule (7) (20)
- Graphics & signage (10,3)
- Food service space plans (23)
- MIS space plans & loads (23)
- Audio visual concepts (4,19)
- Security concepts (19,2,3,4)

PRELIM. LOADS EQUIP.
MIS SPACE PLAN - EQUIP PROGRAM | ZMIC APPRL
REFINEMENT BY HOK — ↓

DESIGN DEVELOPMENT

8/1:28

MONITORING RECORD						ISSUE RECORD	
DATE		DATE		DATE		ISSUE No.	DATE
						1	JUN 3, 81
						2	JUL 1, 81
						3	JUL 29, 81

Received No. Nov.

LN
HN

NETWORK MODEL FOR
DESIGN WORK
ZALE CORPORATION WORLD
HEADQUARTERS - IRVING, TEXAS
HOK, INC.

RALPH J. STEPHENSON, P.E.
15064 WARWICK ROAD
DETROIT, MICHIGAN 48223
CONSULTANT PH 273-5026

4

MULTI-COLOR 78198a

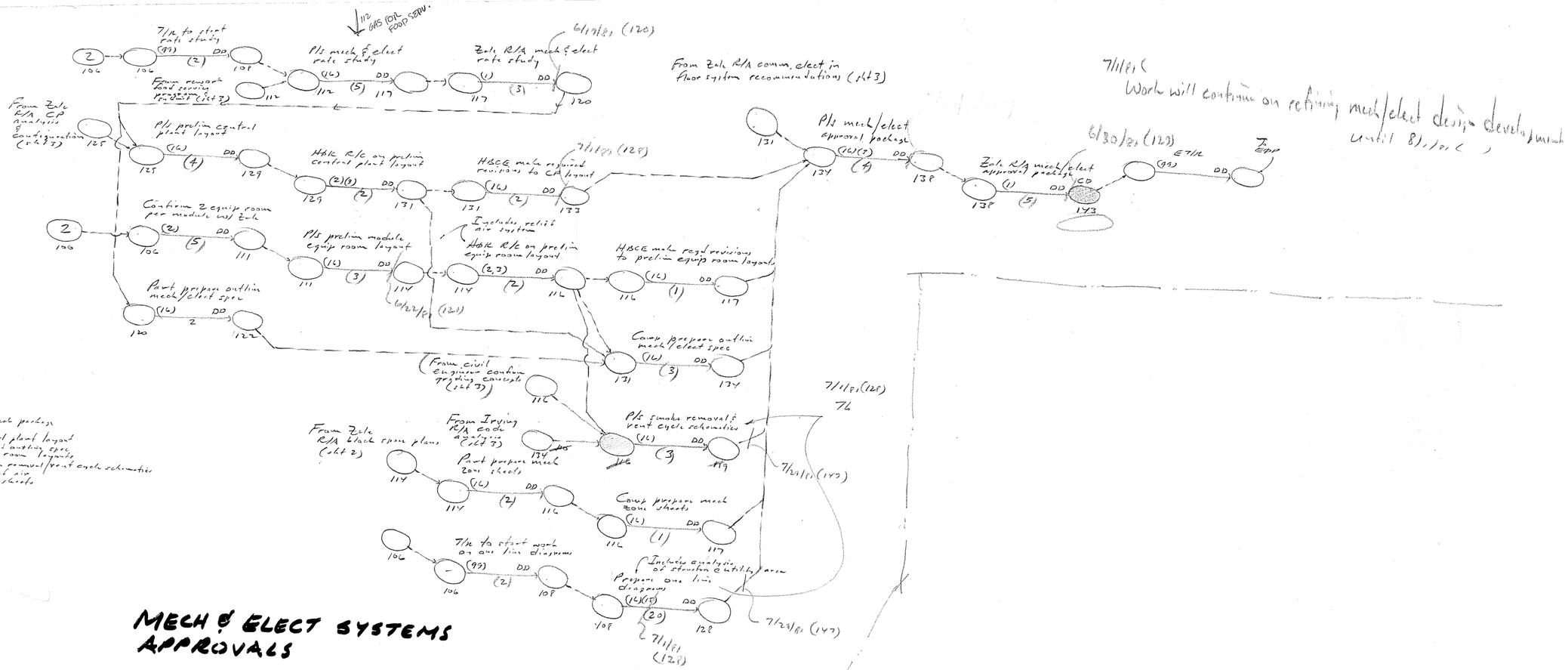

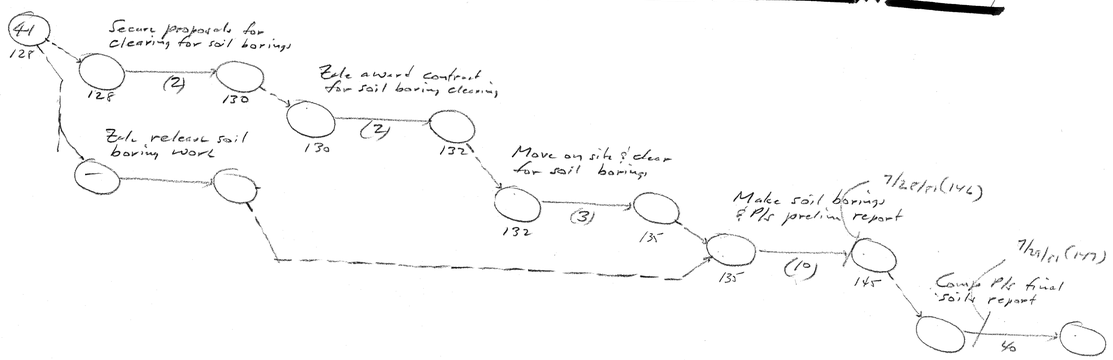

DESIGN DEVELOPMENT

MONITORING RECORD						ISSUE RECORD	
DATE		DATE		DATE		ISSUE No.	DATE
						1	Jun 2, 81
						2	Jun 1, 81
						3	Jun 29, 81

Reserved Mech. Rms.

LN
HN

81:28

NETWORK MODEL FOR
DESIGN WORK
ZALE CORPORATION WORLD
HEADQUARTERS - IRVING, TEXAS
HOK, INC.

RALPH J. STEPHENSON, P.E.
15064 WARWICK ROAD
DETROIT, MICHIGAN 48223
CONSULTANT PH 273-5026

5

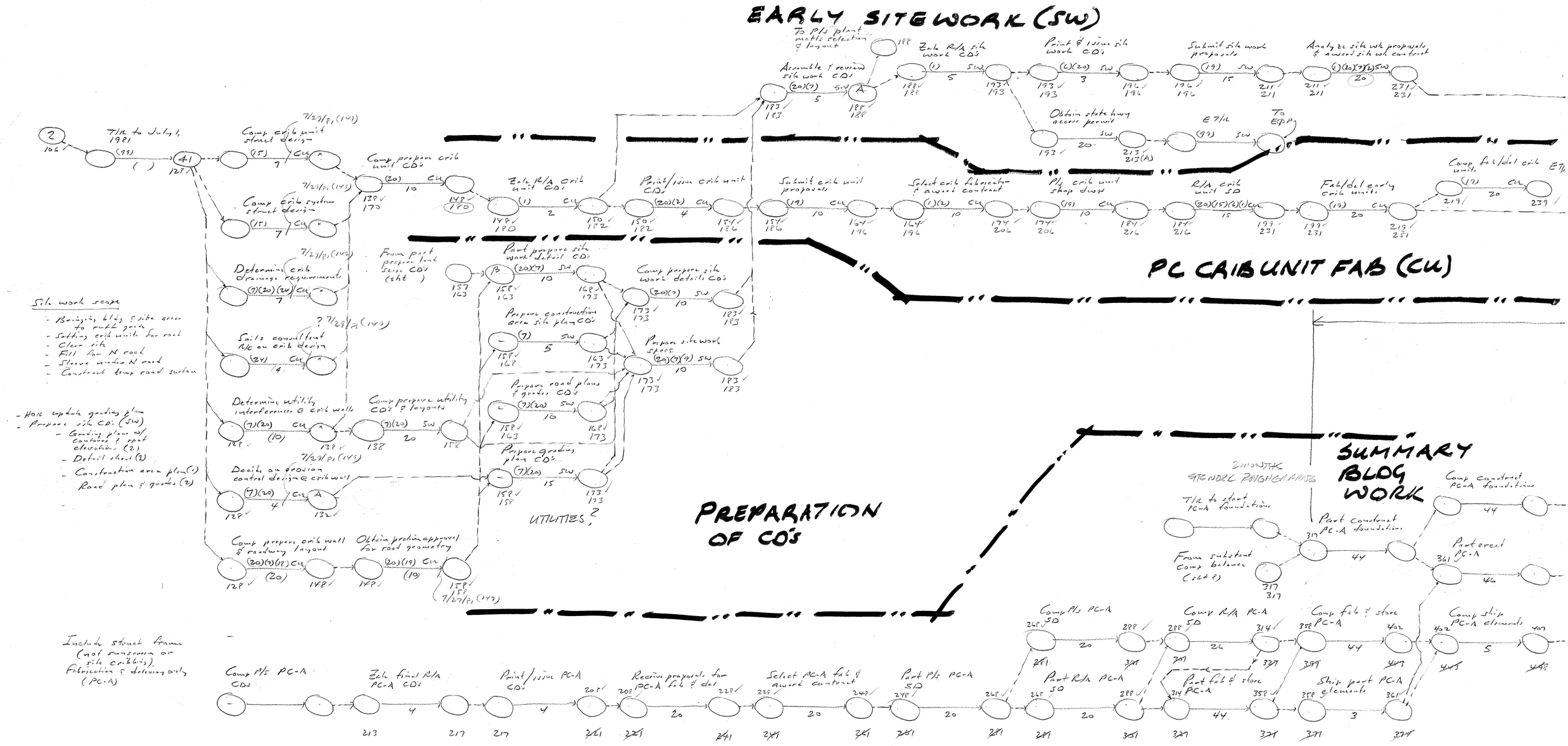

Abbreviations

SW	Site work
P/S	Prepare & submit
R/A	Review & approve
CD	Contract documents
CU	Crib unit CD's
PC-A	Precast CD's

SITE WORK (SW), CRIB UNITS (CU) & SUMMARY BUILDING

MONITORING RECORD						ISSUE RECORD	
DATE		DATE		DATE		ISSUE No.	DATE
						1	–
						2	July 1, 81
						3	July 29, 81

Reserved Node Nos

LN
HN

NETWORK MODEL FOR ZALE WORLD HEADQUARTERS BUILDING - IRVING TEXAS HOK INC.

RALPH J. STEPHENSON, P.E.
15064 WARWICK ROAD
DETROIT, MICHIGAN 48223
CONSULTANT PH 273-5026

6

MULTI-COLOR 73195a

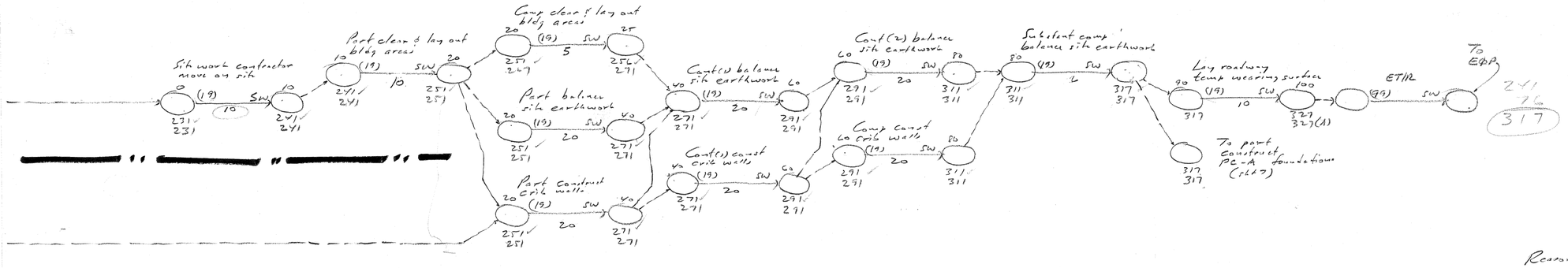

92,000 yds³ fill

EARLY SITEWORK (SW)

SUMMARY BLDG WORK

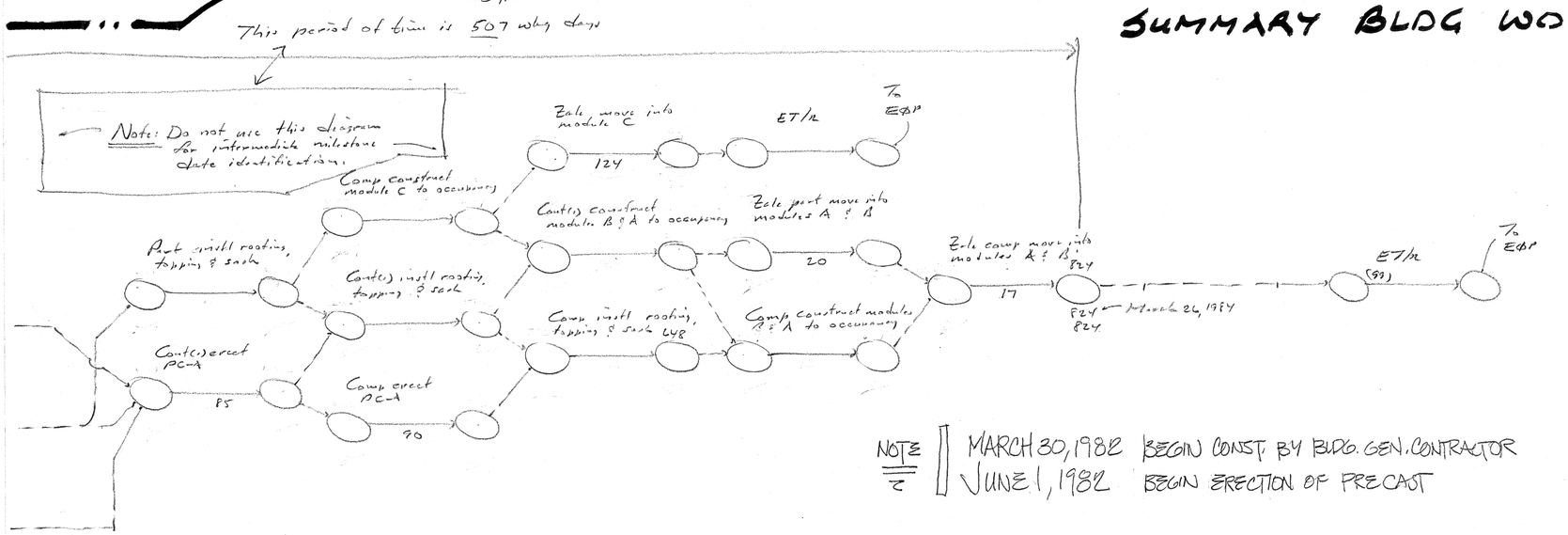

NOTE

MARCH 30, 1982 BEGIN CONST. BY BLDG. GEN. CONTRACTOR

JUNE 1, 1982 BEGIN ERECTION OF PRECAST

Reasons for issuing PC-A, SW, CU

- Need for meeting a fixed end date past which Zale is heavily penalized. This relocates staggered time normally available @ end to beginning of job.
- Site must be ready for bldg work to start no later than 2yrs before fixed end date. (2yr construction time + move in is minimum time possible under non premium conditions
- Precast structure requires long lead times for shop dwgs, approvals, casting & delivery. This amount of time is considerably longer than the time required to construct foundation to receive bldg structure. (110 wd for PC, 44 wd for foundations)
- To have proper site access for precast delivery, storage & erection we must have site prepared (balanced) & an all weather access available by start of foundation construction.
- To construct the access road to usable grade @ the west we need the crib units on the job & partially placed to start early site balancing. Since precast crib units (±2500 units) will require several weeks lead time to detail, approve cast, stockpile, deliver (35 to 55 working days) we must award crib unit fabrication at an early date
- The early elements - precast structure, site work & crib units - scope of work can be precisely defined & competitive proposals solicited that will carry the work to specific interface points.
- The construction market presently is very competitive & good proposals should be possible within the next 4 months
- If the SW is let separately there is a better opportunity to have an OS contractor @ lower cost than if SW was made part of the general contract.
- The bulk of the construction expenditure remains within the general contract.
- Entrances to the site should be maintained at both east & west. At the east there is a possibility of interstate exchange construction closing the frontage road. Therefore it is important to provide early in the job an all weather road (N road) to rough grade. This requires early construction of the crib wall system.

SITE WORK (SW), CRIB UNITS (CU), & SUMMARY BUILDING

MONITORING RECORD						ISSUE RECORD	
DATE		DATE		DATE		ISSUE No.	DATE
						1	–
						2	Jul 1, 81
						3	Jul 29 81

Reserved Node Nos.

LN
HN
EØP

NETWORK MODEL FOR ZALE WORLD HEADQUARTERS BUILDING - IRVING, TEXAS HOK, INC.

RALPH J. STEPHENSON, P.E.
15064 WARWICK ROAD
DETROIT, MICHIGAN 48223
CONSULTANT PH 273-5026

7

MULTI-COLOR 75195a

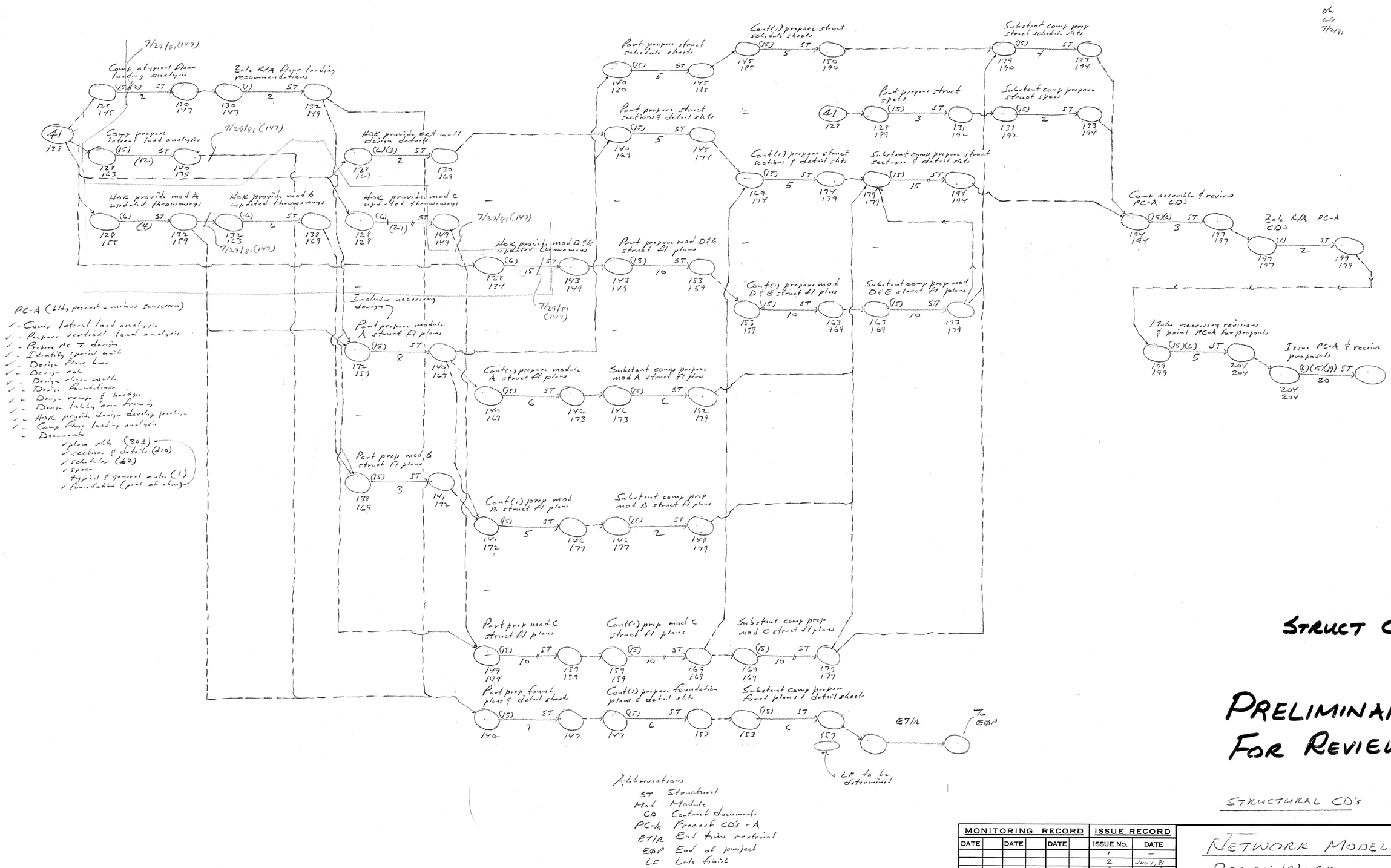

PC-A (bldg precast - minus sunscreen)

- ✓ - Comp lateral load analysis
- ✓ - Prepare vertical load analysis
- ✓ - Prepare PC T design
- ✓ - Identify special unit
- ✓ - Design floor bws
- ✓ - Design cals
- ✓ - Design shear walls
- ✓ - Design foundations
- ✓ - Design ramps & bridges
- ✓ - Design lobby area framing
- ✓ - HOK provide design develop package
- ✓ - Comp floor loading analysis
- - Documents
  - ✓ plan shts (30±)
  - ✓ sections & details (±10)
  - ✓ schedules (±2)
  - ✓ specs
  - typical & general notes (1)
  - ✓ foundation (part of above)

Abbreviations

ST	Structural
Mod	Module
CD	Contract documents
PC-A	Precast CD's - A
ET/R	End time restraint
EOP	End of project
LF	Late finish

STRUCT CD's

PRELIMINARY FOR REVIEW !!

STRUCTURAL CD's 81:28

MONITORING RECORD						ISSUE RECORD	
DATE		DATE		DATE		ISSUE No.	DATE
						1	—
						2	Jul 1, 81
						3	Jul 2, 81
						4	Jul 29 81

Reserved Node Nos.

NETWORK MODEL FOR DESIGN WORK
ZALE CORPORATION WORLD HEADQUARTERS - IRVING, TEXAS
HOK, INC.

RALPH J. STEPHENSON, P.E.
15064 WARWICK ROAD
DETROIT, MICHIGAN 48223
CONSULTANT PH 273-5026

8

MULTI-COLOR 75195e

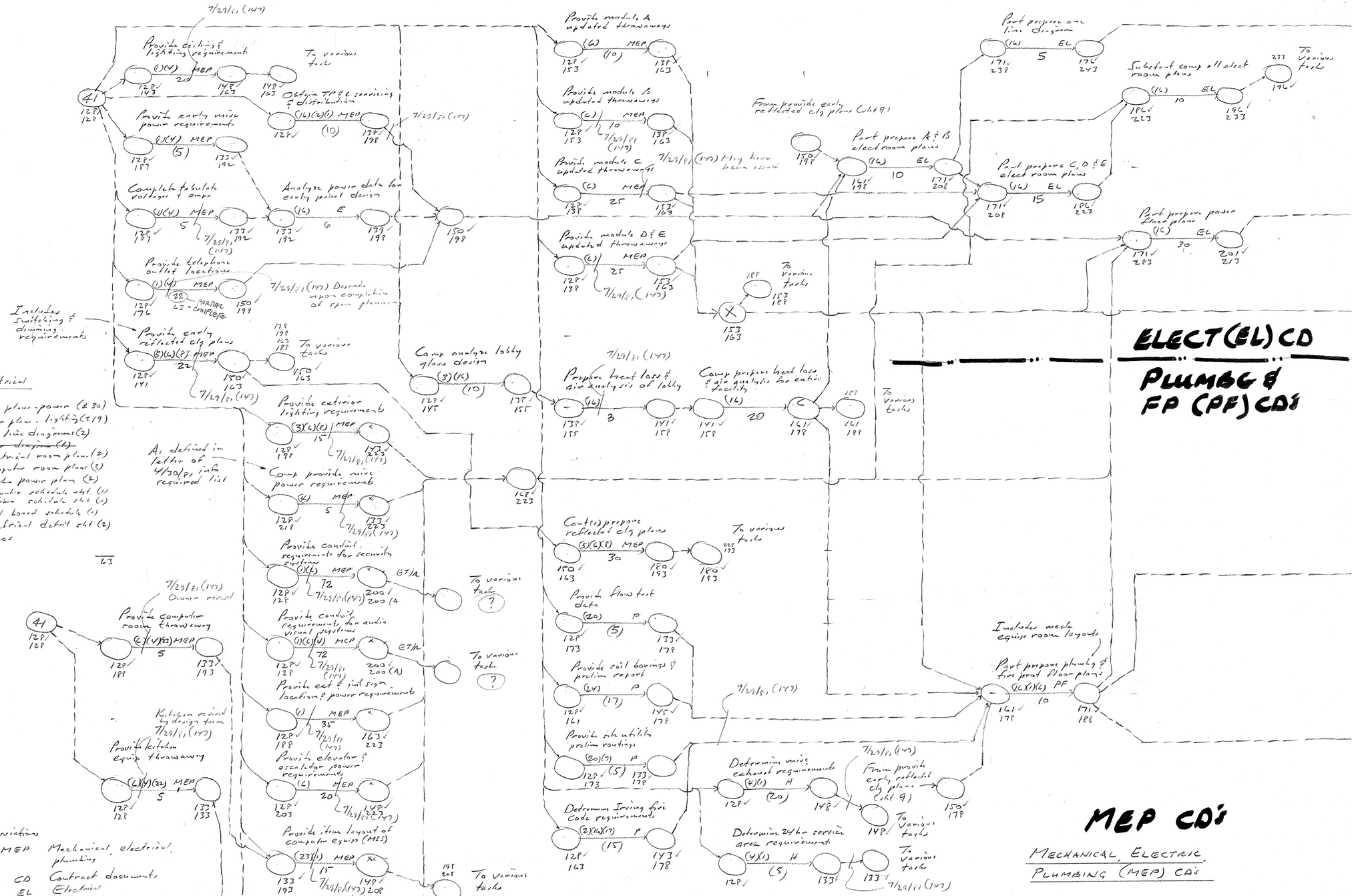

ELECT (EL) CD

PLUMBG & FP (PF) CD's

MEP CD's

MECHANICAL, ELECTRIC, PLUMBING (MEP) CD's

HVAC

- ✓ - Floor plans (±28)
- ~~Central plant plan (1)~~
- ✓ - Fan room plans (2)
- - Flow diagrams (1)
- - Detail sheets (2)
- - Specs

33

Plumbing & Fire protection

- ✓ - Floor plans (±30)
- ✓ - Plumbing risers (2)
- ✓ - Kitchen plan (2)
- ✓ - Detail sht (1)
- ✓ - Specs

35

Electrical

- ✓ - Floor plans - power (±30)
- - Floor plans - lighting (±19)
- ✓ - One line diagrams (2)
- ~~Riser diagram (1)~~
- ✓ - Electrical room plans (2)
- ✓ - Computer room plans (3)
- ✓ - Kitchen power plan (2)
- ✓ - Computer schedule sht. (1)
- ✓ - Kitchen schedule sht (1)
- ✓ - Panel board schedule (1)
- ✓ - Electrical detail sht (2)
- ✓ - Specs

63

33
35
63
131

General Notes:
- Design time included w/ drawing production time

Abbreviations

MEP	Mechanical, electrical, plumbing
CD	Contract documents
EL	Electrical
A	Module A
B	Module B
C	Module C
D	Module D
E	Module E
FP	Fire protection
PF	Plumbing & fire protection
ET/R	End time restraint
EOP	End of project
H	HVAC CD's

MONITORING RECORD						ISSUE RECORD	
DATE		DATE		DATE		ISSUE No.	DATE
						1	-
						2	Jul 2, 81
						3	Jul 29, 81

Reserved Node Nos.

LN
HN

NETWORK MODEL FOR DESIGN WORK
ZALE CORPORATION WORLD HEADQUARTERS - IRVING, TEXAS
HOK INC.

RALPH J. STEPHENSON, P.E.
15064 WARWICK ROAD
DETROIT, MICHIGAN 48223
CONSULTANT PH 273-5026

9

ELECT (EL) CD's

From provide layout of computer equip (MIS) (sht 9)

From provide item kitchen equip layout (sht 9)

Cont(s) prepare one line diagram

Cont(s) prepare power floor plans

Subcont comp prepare one line diagram

Subcont comp prepare power floor plans

From subcont comp all elect room plans (sht 10)

Subcont comp prepare panel bd & detail shts

Comp assemble & review elect CD's

ET/R

To E&P

Part prepare computer room elect plans

Includes schedule sheets

R/C on computer room elect plans

Cont(s) prepare computer room elect plans

Subcont comp prepare computer room plans

Part prepare kitchen elect plans

R/C on kitchen electrical plans

Cont(s) prepare kitchen electrical plans

Subcont and comp prepare kitchen elect plans

P/S review spec for MEP

R/C on MEP review spec

Subcont comp prepare MEP specs

MEP SPECS

Part prepare detail shts

Subcont comp prepare detail shts

HVAC (H) CD's

From cont(s) prepare reflected clg plans (sht 9)

Part prepare lighting plans

Cont(s) prepare lighting plans

Subcont comp prepare lighting plans

Part prepare flow diagrams

Subcont comp prepare flow diagrams

From provide early reflected clg plans (sht 9)

From provide ceiling & lighting requirements (sht 9)

From determine noise exhaust requirements (sht 9)

From determine 24 hr service area requirements (sht 9)

Cont(s) prepare HVAC floor plans

Subcont comp prepare HVAC floor plans

From provide updraft throughways (sht 9)

Part prepare HVAC floor plans

From cont(s) prepare reflected ceiling plans (sht 9)

Comp assemble & review HVAC CD's

From comp prepare heat loss & air quantity for entire facility (sht 9)

From provide early reflected ceiling plan (sht 9)

From provide item layout of computer equip (sht 9)

From provide item layout of kitchen equip (sht 9)

Cont(s) prepare plumbg & fire prot fl plans

Subcont comp prepare plumbg & fire prot fl plans

From provide item layout of kitchen equip (sht 10)

Part prepare fan room plans

Subcont comp prepare fan room plans

Subcont comp prepare kitchen plans

Part prepare kitchen plans

Comp assemble & review plumbing & fire protection CD's

Subcont comp prepare plumbing & fire prot detail sheets

Part prepare plumbing & fire prot detail sheets

ET/R

To E&P

PLUMB'G & FP (PF) CD's

MEP CD's

MECHANICAL, ELECTRIC, PLUMBING (MEP) CD's

MONITORING RECORD						ISSUE RECORD	
DATE		DATE		DATE		ISSUE No.	DATE
						1	-
						2	Jul 2 81
						3	Jul 27 81

Received Mark Nos.

LN
HN

NETWORK MODEL FOR DESIGN WORK
ZALE CORPORATION WORLD HEADQUARTERS - IRVING, TEXAS
HOK, INC.

RALPH J. STEPHENSON, P.E.
15064 WARWICK ROAD
DETROIT, MICHIGAN 48223
CONSULTANT PH 273-5026

10

MULTI-COLOR 78198

PKG. DECKS

CORE PLANS

BLDG SECTS/EXT ELEVS/ WALL SECTS

EXT DETAILS

REFLECTED CLG PLANS

GRAPHICS

INT. DETAILS

FRONT END OF FLOOR PLANS (1/8")

Send 1 copy of monitoring outs to Perry H.

Floor plans
- ✓ - 1/8" floor plans (24)
- ✓ - Large scale core plans (7)
- ✓ - Reflected clg plans (17)
- ✓ - Ext elev / bldg sect / wall sections (10)
- ✓ - Ext details (5) to 9 ±
- ✓ - Int details (3) to 6 ±
- ✓ - Graphics
  - site location (1)
  - bldg location (7)
  - detail (2)
  - Schedule (1)
- ✓ - Schedule (7) substant comp.

To plan and CDs audio visual

Affects most floor plans, work for arch, struct, mech, elect

Assume revisions are not major revisions to previous returns

ARCHITECTURAL CDs

MONITORING RECORD						ISSUE RECORD	
DATE		DATE		DATE		ISSUE No.	DATE
						1	SEPT 29, 81

Removed Node Nos.

LN
HN

NETWORK MODEL FOR
DESIGN WORK
ZALE CORPORATION WORLD
HEADQUARTERS - IRVING, TEXAS
HOK, INC

RALPH J. STEPHENSON, P.E.
15064 WARWICK ROAD
DETROIT, MICHIGAN 48223
CONSULTANT PH 273-5026

20

MULTI-COLOR 78198

ASSEMBLE & CHECK/PRINT/ISSUE

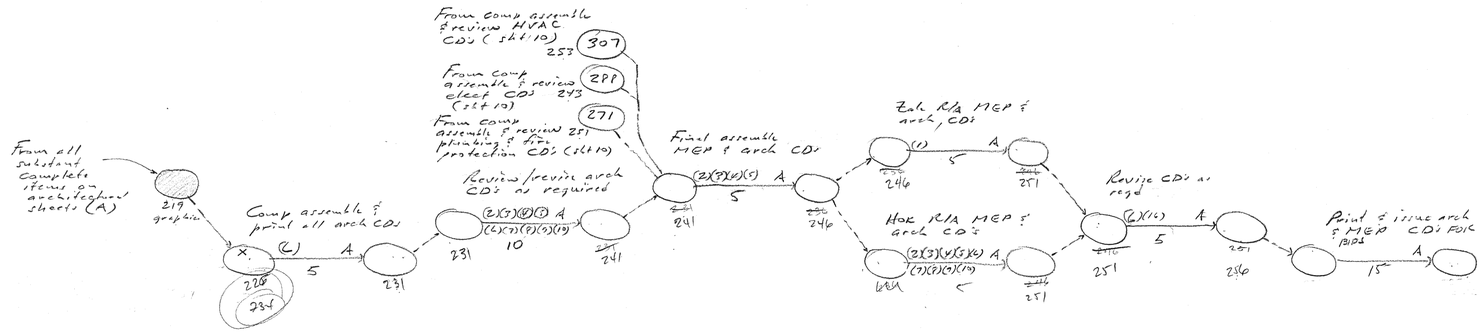

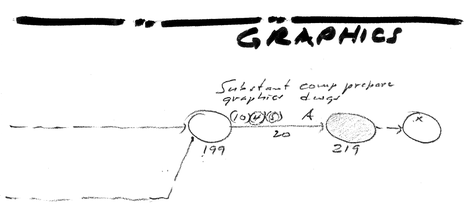

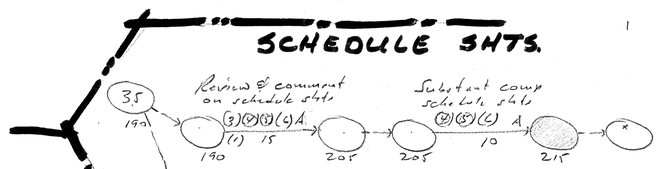

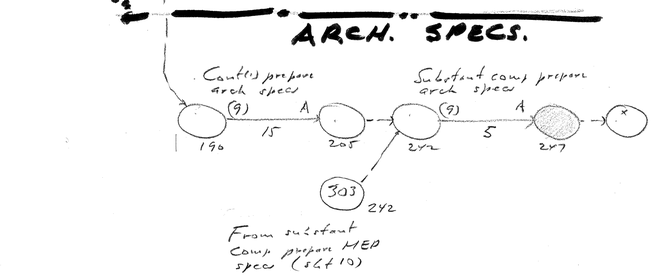

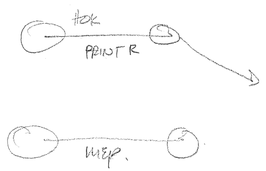

ARCHITECTURAL CDs

MONITORING RECORD						ISSUE RECORD	
DATE		DATE		DATE		ISSUE No.	DATE
						1	SEPT 29, 81

Reserved Mark No's.

LN
HN

NETWORK MODEL FOR
DESIGN WORK
ZALE CORPORATION WORLD
HEADQUARTERS - IRVING, TEXAS
HOK, INC.

RALPH J. STEPHENSON, P.E.
15064 WARWICK ROAD
DETROIT, MICHIGAN 48223
CONSULTANT PH 273-5026

21

MULTI-COLOR 75195a

EARLY SITE WORK (SW) (15)

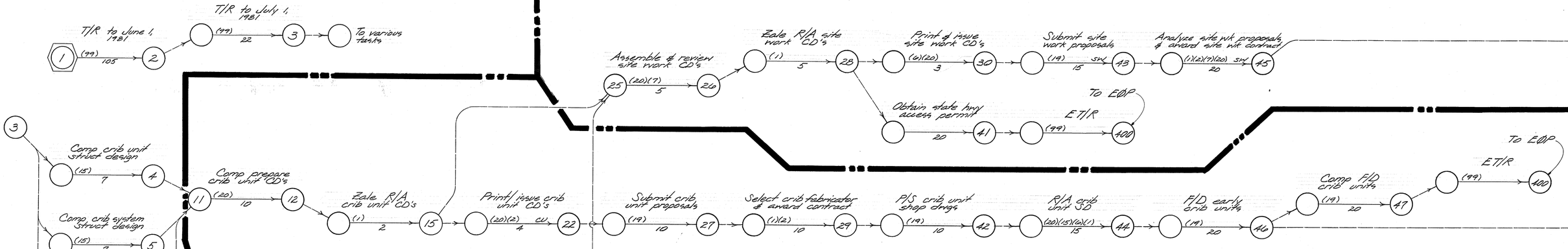

PREPARATION OF CD'S

PC CRIB UNIT FAB (CU) (14)

Abbreviations

P/S	Prepare & submit
R/A	Review & approve
ET/R	End time restraint
EØP	End of project
LF	Late finish
CD	Contract documents
SW	Site work
CU	Crib unit CD's
PC-A	Precast CD's - A
ST	Structural
Mod	Module
MEP	Mechanical, electrical, plumbing
EL	Electrical
FP	Fire protection
PF	Plumbing & fire protection
H	HVAC CD's
A	Module A
B	Module B
C	Module C
D	Module D
E	Module E

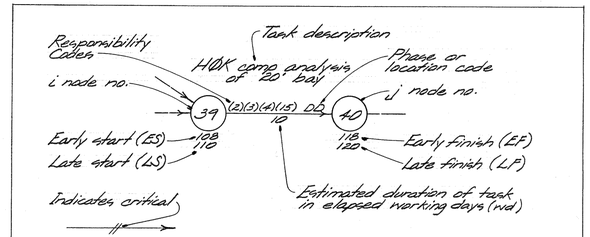

ARROW KEY

SITE WORK (SW) & CRIB UNITS (CU)

81:23

MONITORING RECORD						ISSUE RECORD	
DATE		DATE		DATE		ISSUE No.	DATE
						1	-
						2	July 1, 1981

Reserved Node Nos.

31	36
32	37
33	38
34	39
35	40

LN 1
HN 27
EØP 400

NETWORK MODEL FOR ZALE WORLD HEADQUARTERS BUILDING - IRVING, TEXAS

HØK INC.

RALPH J. STEPHENSON, P.E.
15064 WARWICK ROAD
DETROIT, MICHIGAN 48223
CONSULTANT PH 273-5026

6

JDM

MULTI-COLOR 78195e

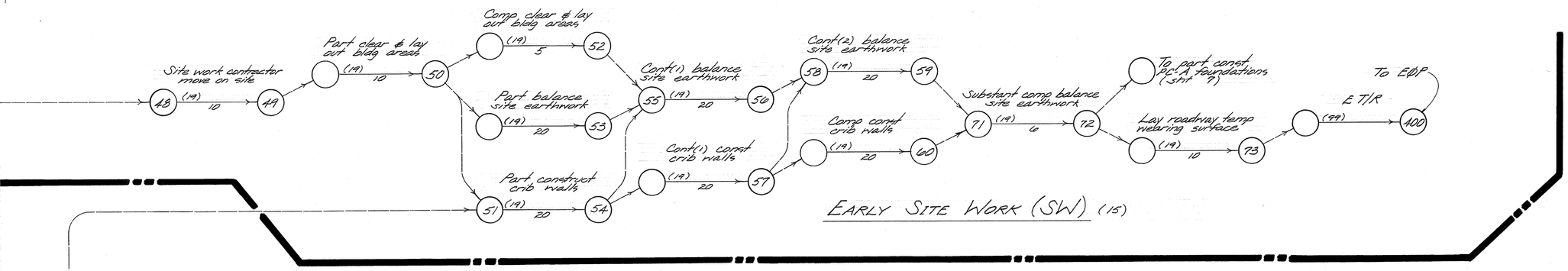

EARLY SITE WORK (SW) (15)

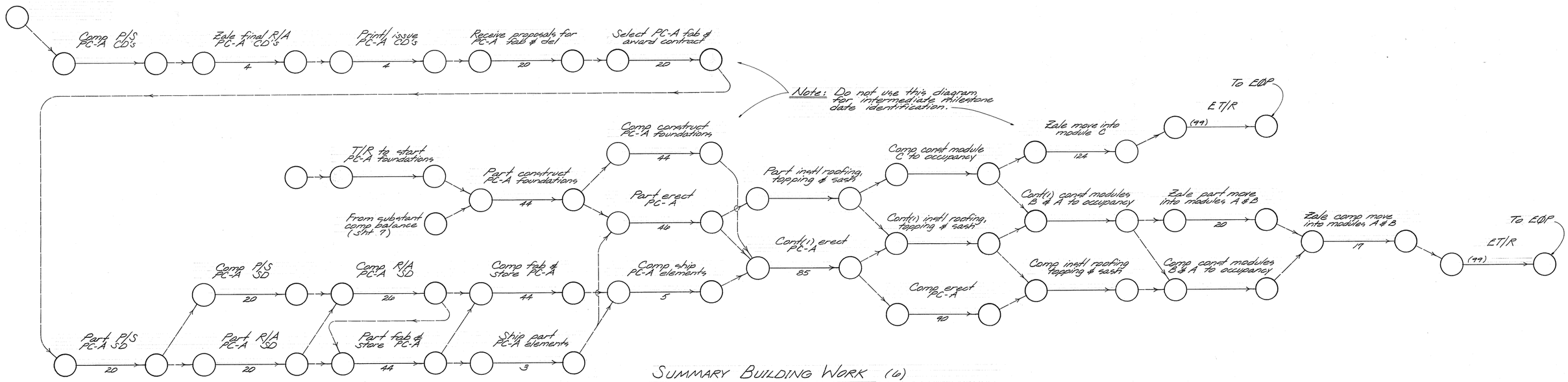

SUMMARY BUILDING WORK (16)

Responsibility Codes

1 Zale - Wayne Majors
2 HØK - Doug Harden
3 HØK - Corky Cunningham
4 HØK - Cribb Altman
5 HØK - Alicee Hendricks
6 HØK - Don Olsen (production)
7 HØK - Rob Sovinski (landscaping)
8 HØK - Pamela Hull Wilson (lighting)
9 HØK - Jerry Duvall (specs)
10 HØK - Dean Nottestad (graphics)
11 HØK - Phil Brooke (estimation)
15 ETI (structural engrs)
16 HBCE (MEP)
A. Wayne Glover
B. Mark Portnoy
C. Leo R.
D. Jesse Nit.
17 Rolf Jensen (life safety)
18 PAVIA (traffic)
19 Unnamed parties
20 Graham & Assoc (civil)
21 Contractor cost consultant
22 M/MA (food service)
23 TPI (computer consultant)
24 Darrin Hooper (soils consultant)
25 City of Irving

SITE WORK (SW) & SUMMARY BUILDING

81:28

MONITORING RECORD						ISSUE RECORD	
DATE		DATE		DATE		ISSUE No.	DATE
						1	-
						2	July 1, 1981

Reserved Node Nos

61 62 63 64 65
66 67 68 69 70
74 thru 123
LN 48
HN 123
EØP 100

NETWORK MODEL FOR
ZALE WORLD HEADQUARTERS
BUILDING - IRVING, TEXAS
HØK, INC.

RALPH J. STEPHENSON, P.E.
15064 WARWICK ROAD
DETROIT, MICHIGAN 48223
CONSULTANT PH 273-5026

7
JDM

MULTI-COLOR 75195e

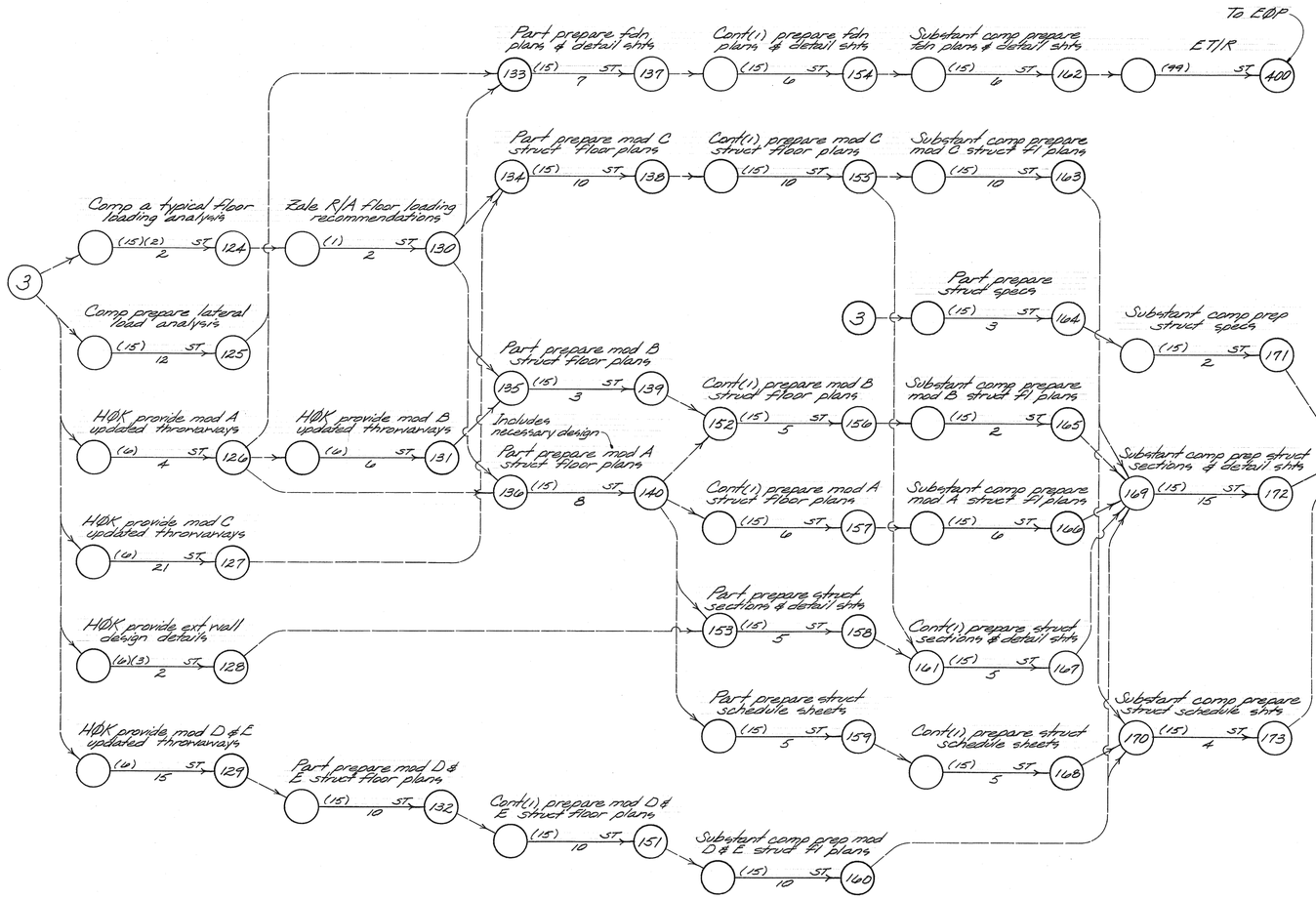

STRUCTURAL CD's (21)

STRUCTURAL CD's

81:28

MONITORING RECORD						ISSUE RECORD	
DATE		DATE		DATE		ISSUE No.	DATE
						1	-
						2	July 1, 1981
						3	July 2, 1981

Reserved Node Nos.

141	146	
142	147	
143	148	LN 134
144	149	LIN 178
145	150	EØP 400

NETWORK MODEL FOR DESIGN WORK - ZALE CORPORATION WORLD HEADQUARTERS - IRVING, TEXAS

HØK INC.

RALPH J. STEPHENSON, P.E.
15064 WARWICK ROAD
DETROIT, MICHIGAN 48223
CONSULTANT PH 273-5026

8

JDM

MULTI-COLOR 78195e

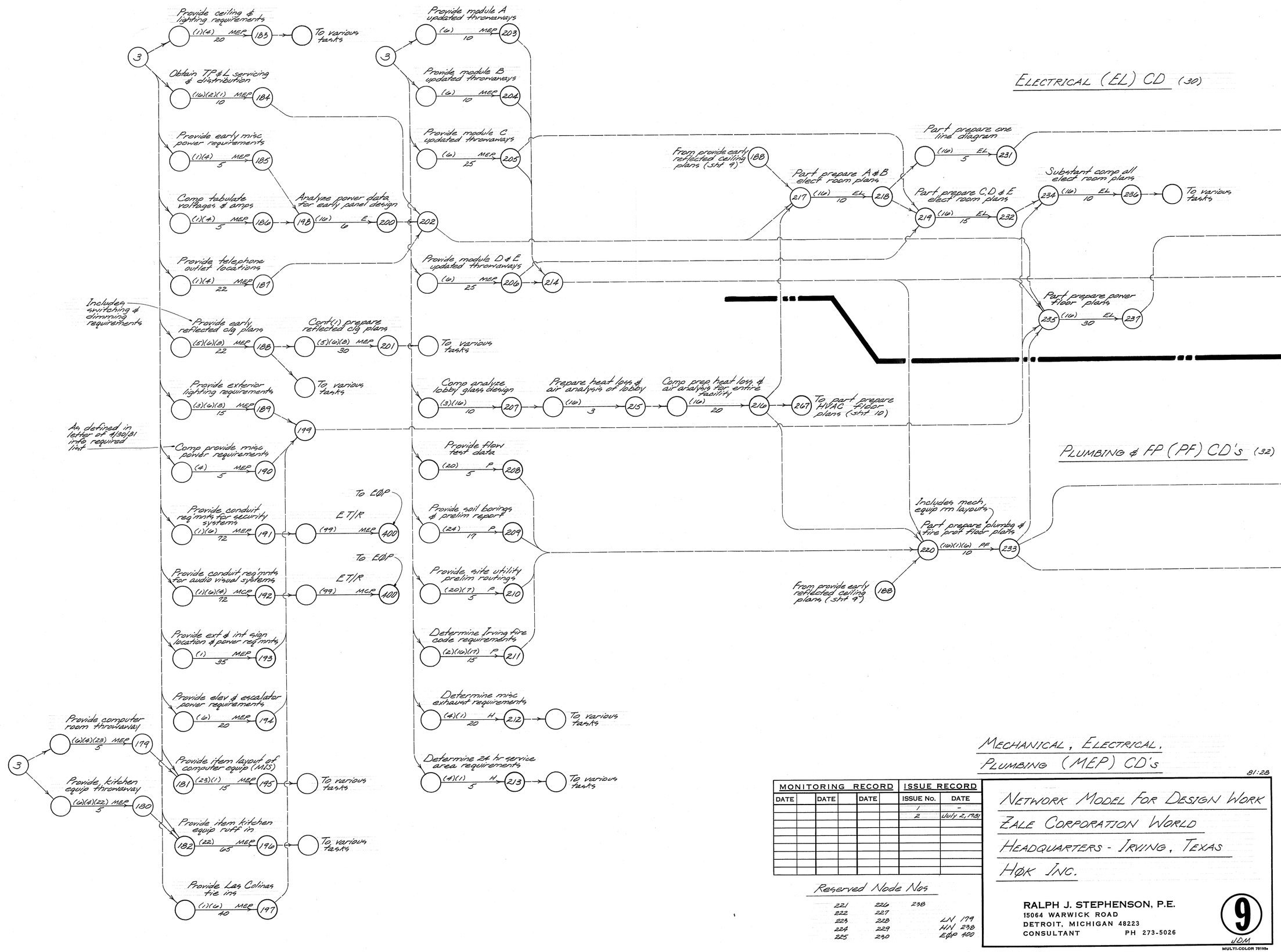

MECHANICAL, ELECTRICAL, PLUMBING (MEP) CD's

81:28

MONITORING RECORD						ISSUE RECORD	
DATE		DATE		DATE		ISSUE No.	DATE
						1	-
						2	July 2, 1981

Reserved Node Nos

221	226	238	LN 179
222	227		HN 238
223	228		EDP 400
224	229		
225	230		

NETWORK MODEL FOR DESIGN WORK
ZALE CORPORATION WORLD HEADQUARTERS - IRVING, TEXAS
HØK INC.

RALPH J. STEPHENSON, P.E.
15064 WARWICK ROAD
DETROIT, MICHIGAN 48223
CONSULTANT PH 273-5026

9
JDM

MULTI-COLOR 75155

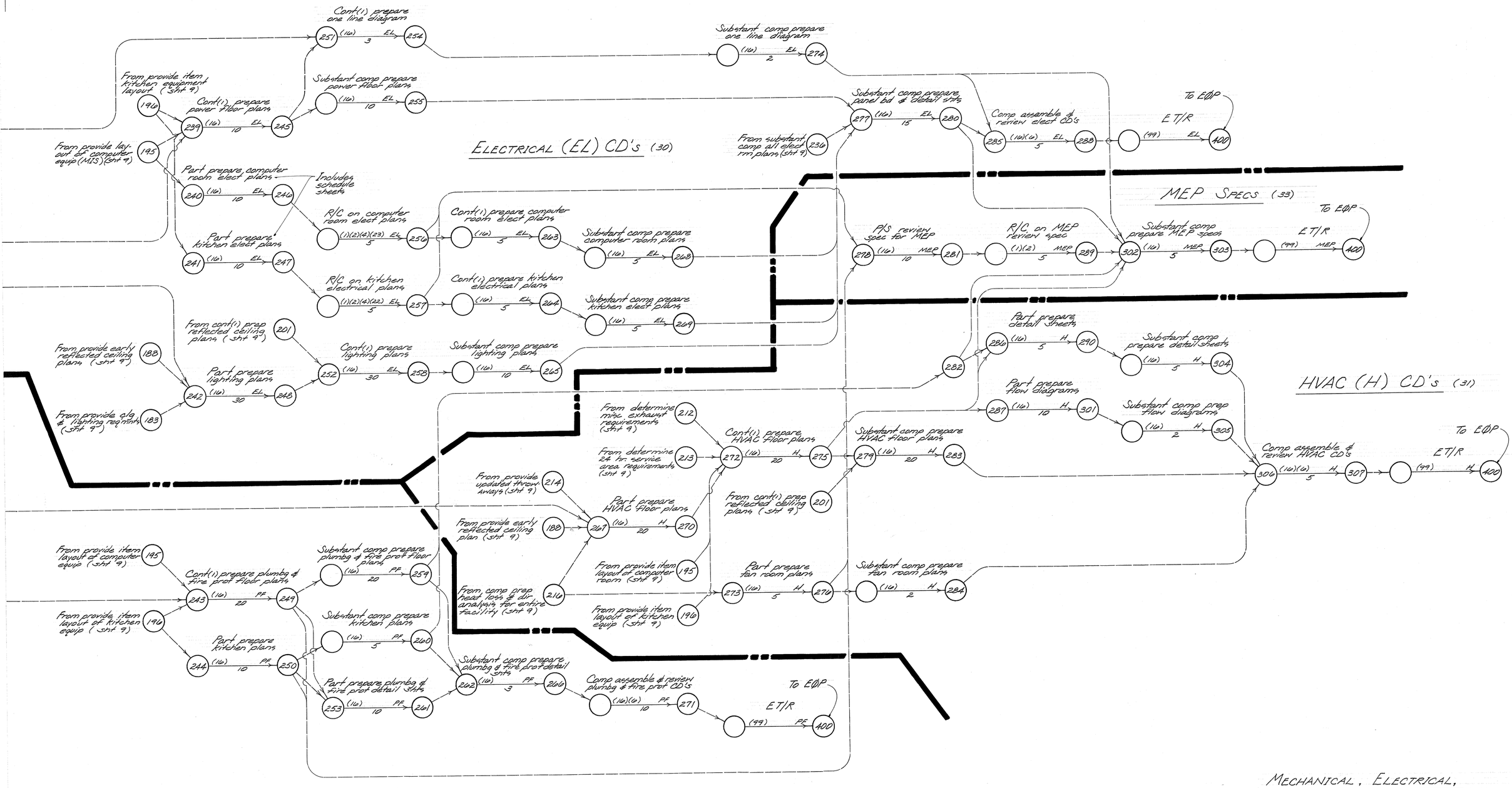

MECHANICAL, ELECTRICAL, PLUMBING (MEP) CD's

81:28

MONITORING RECORD						ISSUE RECORD	
DATE		DATE		DATE		ISSUE No.	DATE
						1	-
						2	July 2, 1981

Reserved Node Nos.

291	296		
292	297		
293	298	LN	239
294	299	HN	307
295	300	EOP	400

NETWORK MODEL FOR DESIGN WORK
ZALE CORPORATION WORLD HEADQUARTERS - IRVING, TEXAS
HØK INC.

RALPH J. STEPHENSON, P.E.
15064 WARWICK ROAD
DETROIT, MICHIGAN 48223
CONSULTANT PH 273-5026

10
JDM

MULTI-COLOR 781934

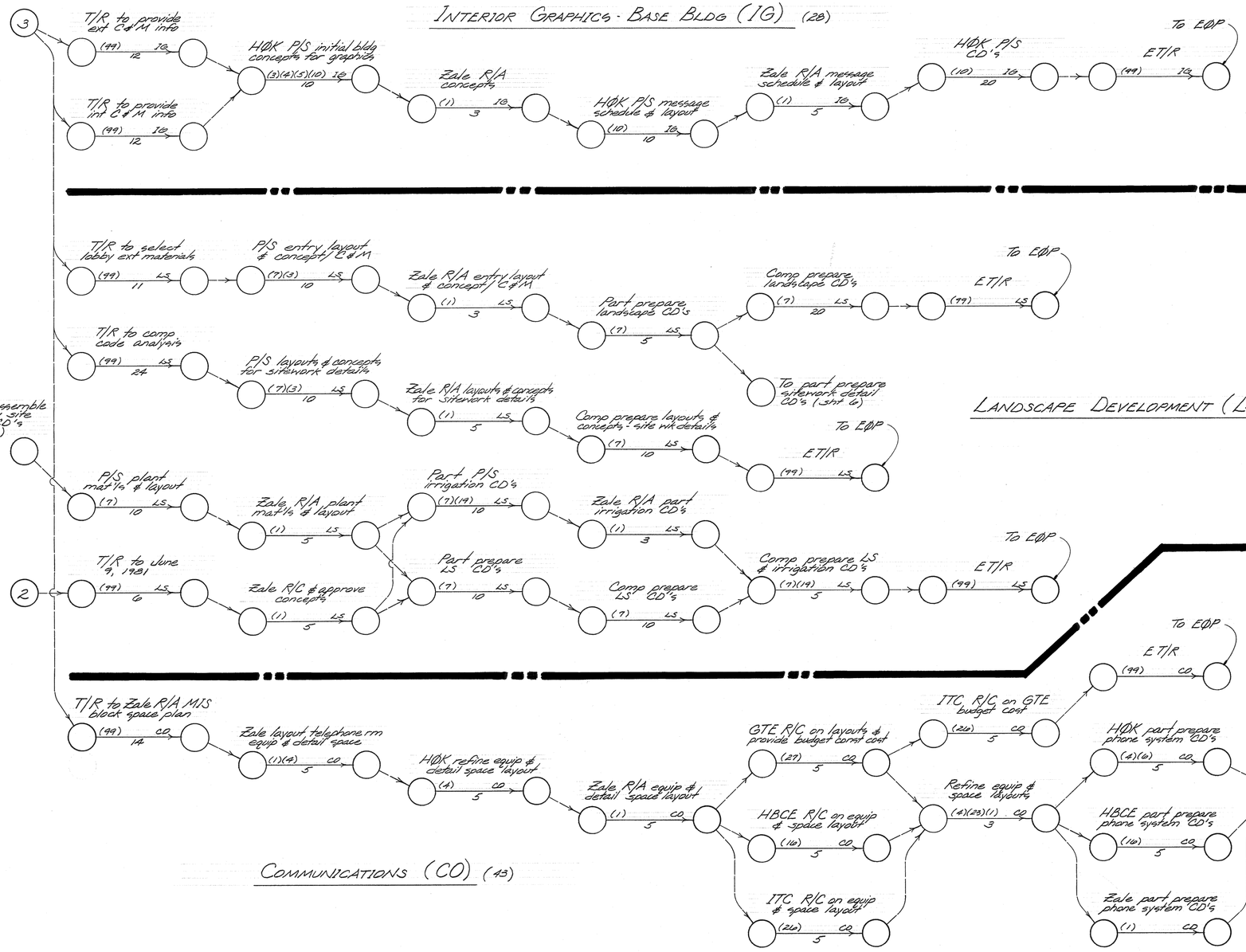

LANDSCAPE DEVELOPMENT (LS),
INTERIOR GRAPHICS (IG), COMMUNICATIONS (CO),
OFFICE AREA TEST SPACE PLANS (OF)

81:28

MONITORING RECORD						ISSUE RECORD	
DATE		DATE		DATE		ISSUE No.	DATE
						1	-
						2	-
						3	July 29, 1991

Reserved Node Nos.

LN
HN
EØP

NETWORK MODEL FOR
ZALE WORLD HEADQUARTERS BUILDING
IRVING, TEXAS
HØK INC.

RALPH J. STEPHENSON, P.E.
15064 WARWICK ROAD
DETROIT, MICHIGAN 48223
CONSULTANT PH 273-5026

11
JDM

MULTI-COLOR 78198a

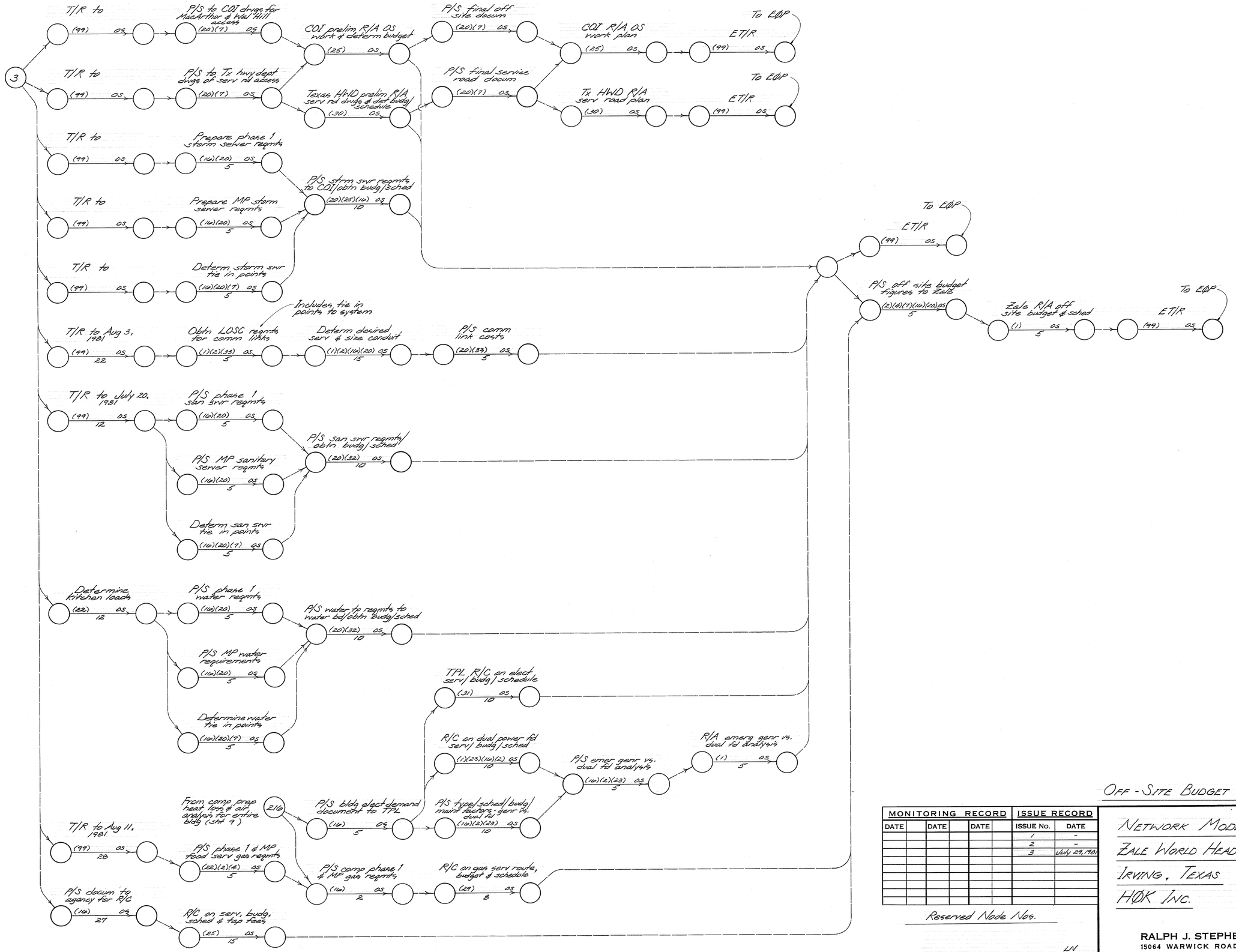

OFF-SITE BUDGET COST (OS) (04)

81:28

MONITORING RECORD						ISSUE RECORD	
DATE		DATE		DATE		ISSUE No.	DATE
						1	-
						2	-
						3	July 29, 1981

Reserved Node Nos.

LN
HN
EAP

NETWORK MODEL FOR
ZALE WORLD HEADQUARTERS BUILDING
IRVING, TEXAS
HØK INC.

RALPH J. STEPHENSON, P.E.
15064 WARWICK ROAD
DETROIT, MICHIGAN 48223
CONSULTANT PH 273-5026

12
JDM

MULTI-COLOR 751956

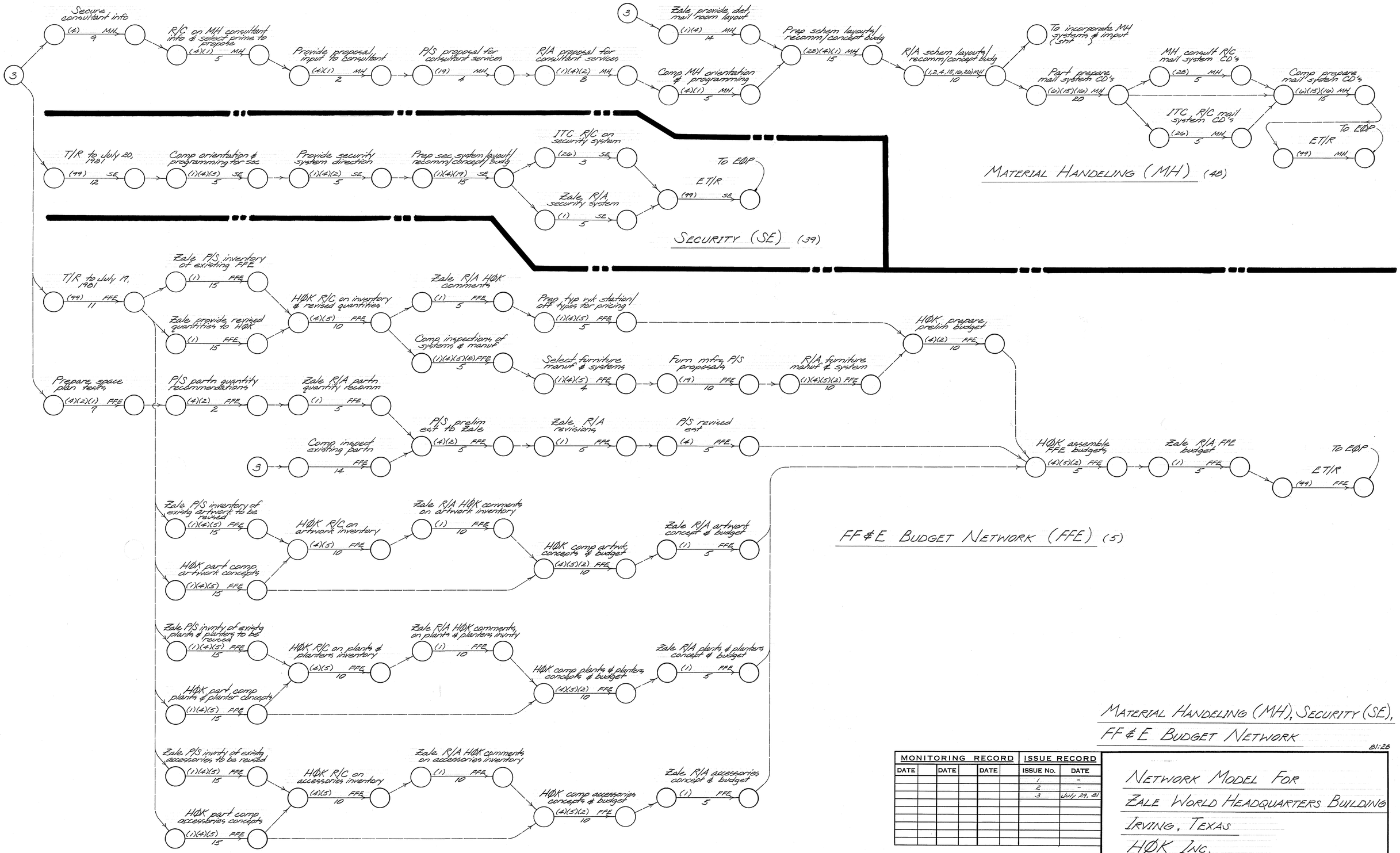

MATERIAL HANDELING (MH), SECURITY (SE), FF&E BUDGET NETWORK

81:28

MONITORING RECORD						ISSUE RECORD	
DATE		DATE		DATE		ISSUE No.	DATE
						1	-
						2	-
						3	July 29, 81

Reserved Node No.

LN
MN
EDP

NETWORK MODEL FOR
ZALE WORLD HEADQUARTERS BUILDING
IRVING, TEXAS
HØK INC.

RALPH J. STEPHENSON, P.E.
15064 WARWICK ROAD
DETROIT, MICHIGAN 48223
CONSULTANT PH 273-5026

13
JDM

MULTI-COLOR 78199a

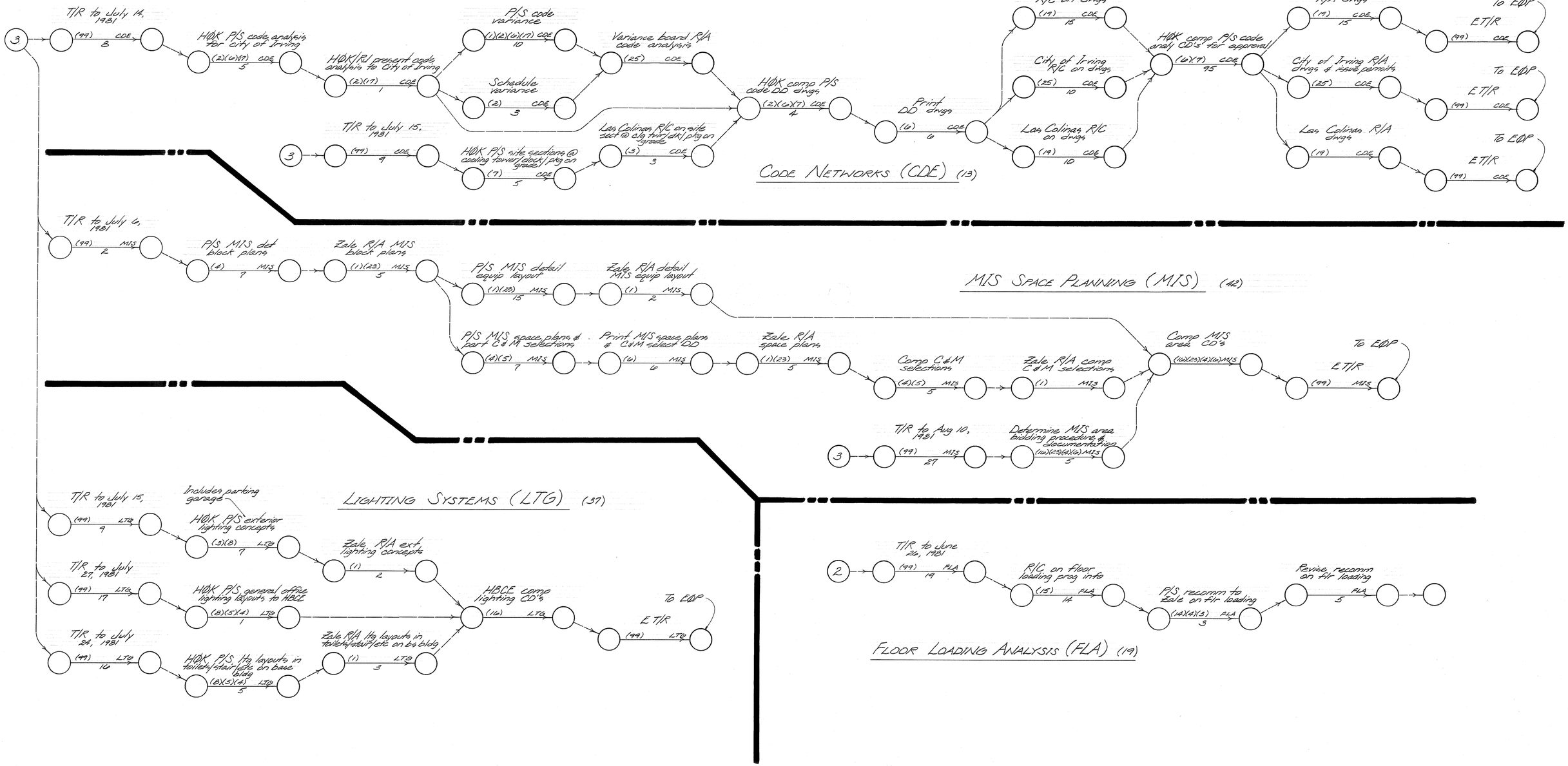

CODE NETWORKS (CDE), LIGHTING SYSTEMS (LTG)
MIS SPACE PLANNING (MIS),
FLOOR LOADING ANALYSIS (FLA)

81:28

MONITORING RECORD						ISSUE RECORD	
DATE		DATE		DATE		ISSUE No.	DATE
						1	-
						2	-
						3	July 23, 1981

Reserved Node Nos.

LN
HN
EØP

NETWORK MODEL FOR
ZALE WORLD HEADQUARTERS BUILDING
IRVING, TEXAS
HØK INC.

RALPH J. STEPHENSON, P.E.
15064 WARWICK ROAD
DETROIT, MICHIGAN 48223
CONSULTANT PH 273-5026

14
JDM

MULTI-COLOR 75199

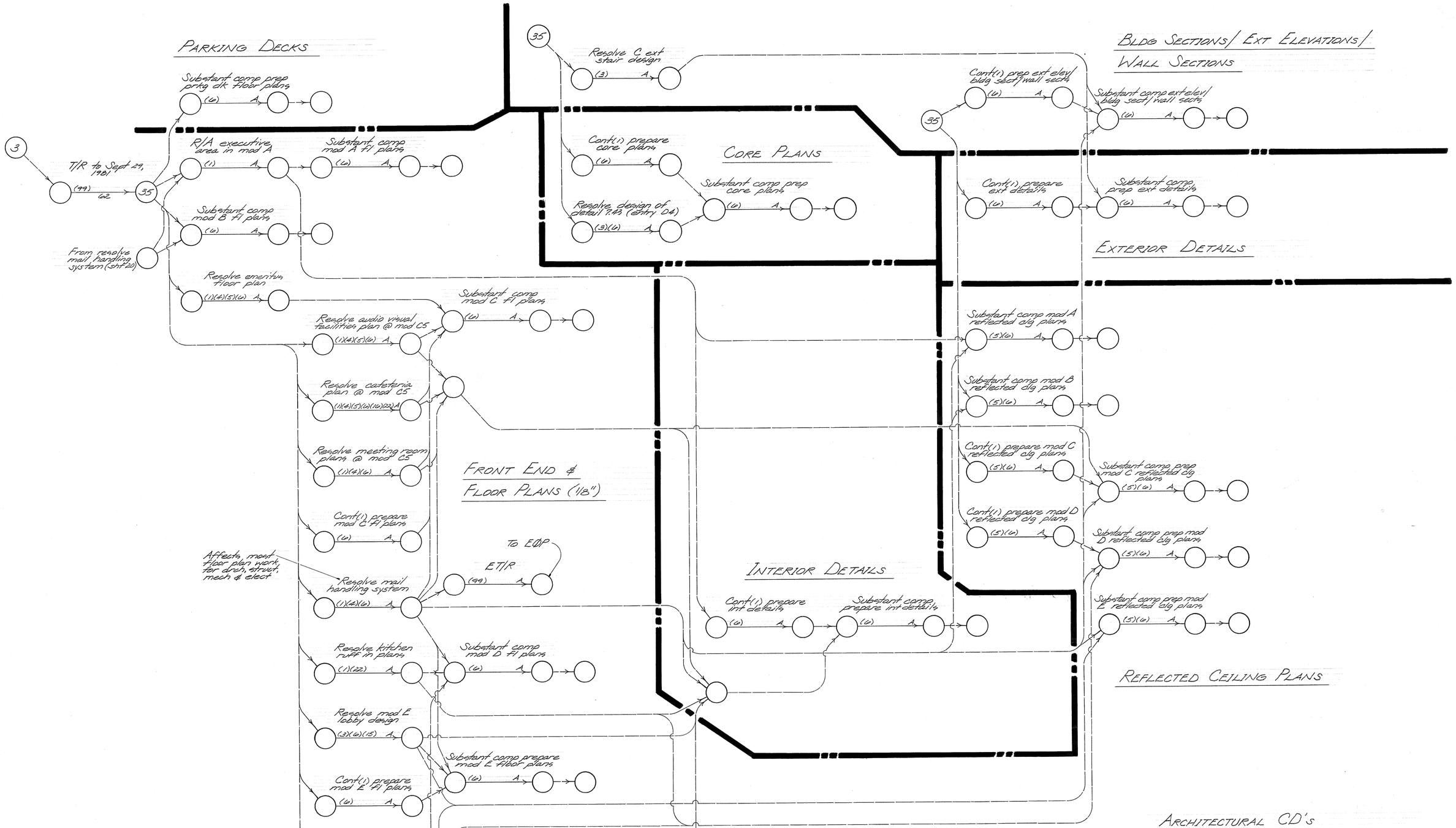

ARCHITECTURAL CD's

81:28

Note:

Plans	No. of shts
1/8" floor plans	26
Large scale core plans	7
Reflected ceiling plans	17
Ext elev/bldg sect/wall sects	10
Exterior details	5 to 9±
Interior details	3 to 6±
Graphics -	
site location	1
parking location	7
detail	2
schedule	1
Schedule - substant comp	7

MONITORING RECORD						ISSUE RECORD	
DATE		DATE		DATE		ISSUE No.	DATE
						1	Sept 29, 81

Reserved Node Nos.

LN
HN
EØP

NETWORK MODEL FOR DESIGN
WORK - ZALE CORPORATION WORLD
HEADQUARTERS - IRVING, TEXAS
HØK INC.

RALPH J. STEPHENSON, P.E.
15064 WARWICK ROAD
DETROIT, MICHIGAN 48223
CONSULTANT PH 273-5026

20

JDM

MULTI-COLOR 75195e

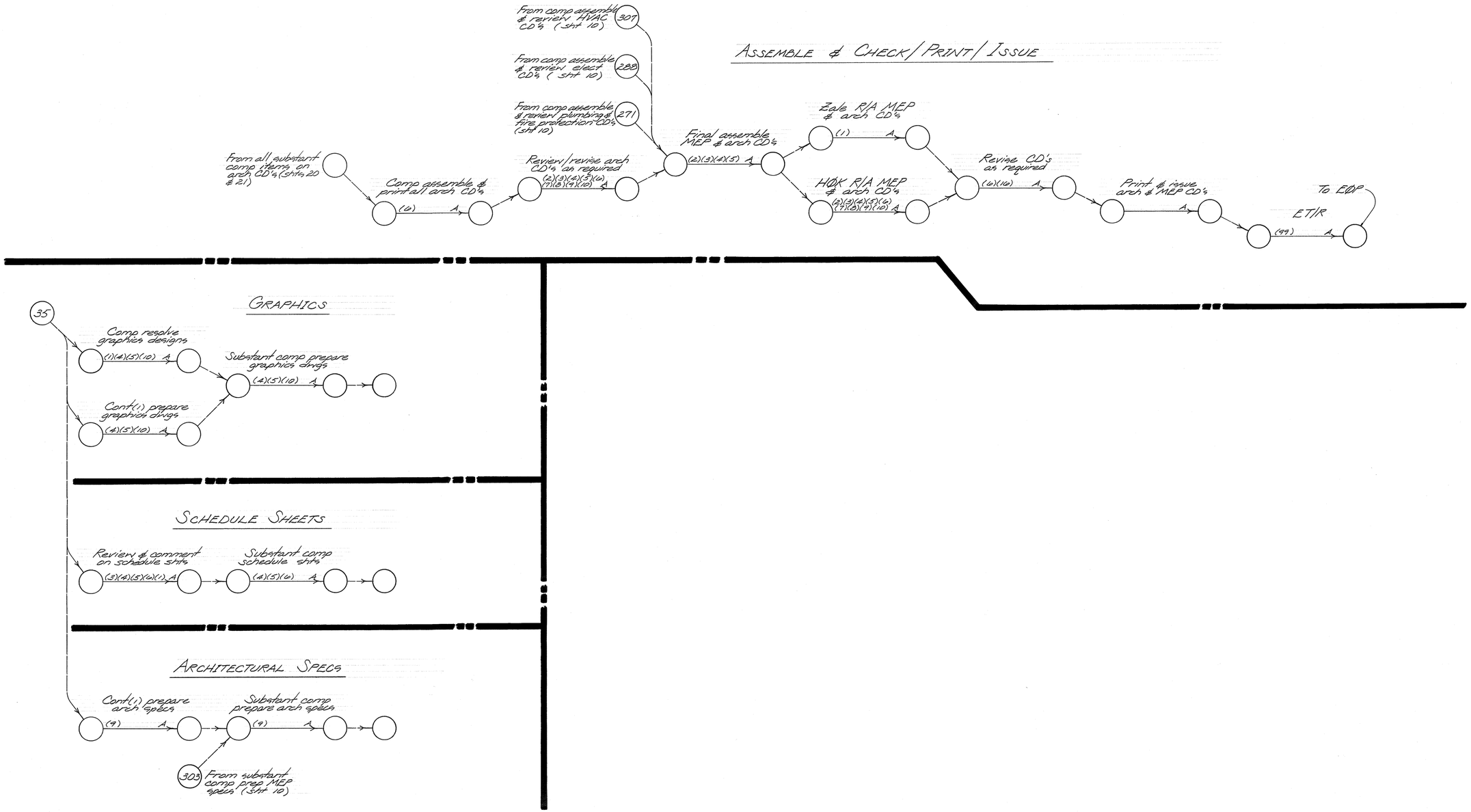

ARCHITECTURAL CD's

81:28

MONITORING RECORD						ISSUE RECORD	
DATE		DATE		DATE		ISSUE No.	DATE
						1	Sept 29, 81

Reserved Node Nos.

LN
HN
EØP

NETWORK MODEL FOR DESIGN WORK
ZALE CORPORATION WORLD HEADQUARTERS - IRVING, TEXAS
HØK INC.

RALPH J. STEPHENSON, P.E.
15064 WARWICK ROAD
DETROIT, MICHIGAN 48223
CONSULTANT PH 273-5026

21

JDM

MULTI-COLOR 78198