

HARRISON

WALBRIDGE

PORTER

PITCHER

EDWARDS

BURDICK

ROSE

CHURCH

PARK

COOLEY

KALAMAZOO

ELEANOR

WATER

MICHIGAN

ACADEMY

SOUTH

LOVELL

MICHIGAN

BURDICK MALL

PORTAGE

SOUTH

S. ST.

SPRING




LOVELL

FARMERS AVE.

HENRIETTA

BROWNSON PARK

REESE CT.

-  PRESENT PROPERTY HOLDINGS
-  PRESENT NEARBY NORTH CBD PARKING FACILITIES
-  GENERALIZED LOCATION OF FUTURE NORTH CBD PERIPHERAL LOT

Land-Use Study for the
BURDICK ARCADE CO.
 KALAMAZOO • MICHIGAN

BENJAMIN SCHULZ AND ASSOCIATES
 ARCHITECTURE - ENGINEERING - PLANNING
 2022 1000 W. HARRISON ROAD, SUITE 1112
RALPH J. STEPHENSON - ASSOCIATE
ULRICH WEIL A.I.A. - ASSOCIATE
 11-28-59

