



SINGLE SEASON LEADERS (SINCE 1962)

RUSHING


YEAR	NAME	ATT	GAIN	LOST	NET	AVG	TD	LG	1983	1984	1985	1986	1987	1988	1989	1990	1991	1992	1993	1994	1995	1996	1997	1998	1999	2000	2001	2002	2003
1983	John McLaurin	103	659	50	609	5.9	4	57																					
1984	Greg Washington	176	812	66	746	4.2	7	52																					
1985	Greg Washington	78	377	3	374	4.8	3	36																					
1986	Greg Washington	184	824	50	774	4.2	2	33																					
1987	Jerome Metz	241	1217	5	1212	5.0	5	29																					
1988	Jerome Metz	108	515	10	505	4.7	3	32																					
1989	Chuck Evans	244	1056	47	1009	4.1	4	42																					
1990	Chuck Evans	224	1568	59	1509	6.7	13	95																					
1991	Chuck Evans	206	1042	0	1042	5.1	5	—																					
1992	Kenny Watson	165	743	50	693	4.2	5	—																					
1993	Kenny Watson	64	254	20	234	3.7	0	—																					
1994	Dave Gagnon	161	1040	29	1011	6.3	12	—																					
1995	John Hogarth	196	1125	26	1099	5.6	13	—																					
1996	Tom Hamlett	93	466	33	433	4.7	3	—																					
1997	Rod Alexander	166	910	32	878	5.3	5	92																					
1998	Tom Hamlett	193	1004	52	952	4.9	11	61																					
1999	Ralph Snook	150	552	33	519	3.5	—	—																					
2000	Dennis Carnell	88	—	—	216	2.5	—	—																					
2001	Randy Mankowski	57	—	—	179	3.1	—	—																					
2002	Emery Welsh	138	—	—	450	3.3	—	—																					
2003	Emery Welsh	115	—	—	429	3.7	—	—																					
2004	Bill Lackie	79	—	—	317	4.0	—	—																					

PASSING


YEAR	NAME	ATT	CMP	PCT.	INT	Yds	TD	LG	1983	1984	1985	1986	1987	1988	1989	1990	1991	1992	1993	1994	1995	1996	1997	1998	1999	2000	2001	2002	2003
1983	Steve Piotraczk	276	106	.384	20	1461	9	65																					
1984	Steve Piotraczk	183	76	.415	15	1191	10	57																					
1985	Bruce Ellens	127	51	.402	6	782	7	57																					
1986	Bill Costner	153	68	.444	16	1042	6	77																					
1987	Bill Costner	89	29	.326	10	386	3	26																					
1988	Bill Costner	104	47	.452	9	843	5	53																					
1989	Ted Kuzma	93	40	.430	8	603	2	57																					
1990	Steve Duchon	88	37	.420	3	725	5	54																					
1991	Steve Duchon	121	49	.405	14	519	1	—																					
1992	Steve Duchon	70	27	.386	4	442	4	—																					
1993	Billy Hawkins	46	18	.391	3	277	2	—																					
1994	Norm Love	78	20	.254	7	340	7	42																					
1995	Norm Love	137	65	.474	1	755	—	—																					
1996	Norm Love	83	31	.374	8	495	6	54																					
1997	Al Beamer	72	28	.390	10	336	4	74																					
1998	Al Beamer	56	31	.553	4	370	3	34																					
1999	Al Beamer	82	26	.317	7	245	1	—																					
2000	Charles Allard	58	21	.362	—	385	—	—																					
2001	Don Rankin	51	19	.373	—	202	—	—																					
2002	Carlton Wayer	97	35	.361	—	383	—	—																					
2003	Frank Davis	55	26	.473	—	416	—	—																					
2004	Frank Davis	54	21	.374	—	299	—	—																					

RECEIVING


YEAR	NAME	No	Yds	Avg	TD	LG	1983	1984	1985	1986	1987	1988	1989	1990	1991	1992	1993	1994	1995	1996	1997	1998	1999	2000	2001	2002	2003	2004
1983	Kevin Patterson	34	545	16.0	1	43																						
1984	Jeff East	33	605	18.3	4	45																						
1985	Jeff East	16	287	17.9	3	28																						
1986	Fred Kirkland	29	550	19.0	3	77																						
1987	Bob Karpowicz	18	301	16.7	1	30																						
1988	Bob Karpowicz	15	371	27.7	1	53																						
1989	Bobby Williams	24	331	13.8	1	57																						
1990	Bill Scheible	19	321	16.9	1	48																						
1991	Scott Gormley	19	236	12.4	0	—																						
1992	Willie Johnson	19	390	20.5	4	—																						
1993	Ralph Piepkow	14	209	14.9	2	35																						
1994	Ralph Piepkow	14	313	22.4	4	49																						
1995	Dave Gagnon	23	325	14.1	1	—																						
1996	Ron Coppess	10	132	13.2	2	45																						
1997	Rod Alexander	7	156	22.3	1	74																						
1998	Bobb Smith	15	191	12.7	2	25																						
1999	Ron Harke	12	127	10.5	1	—																						
2000	Ron Shirley	5	165	33.0	—	—																						
2001	Ron Harke	9	112	12.4	—	—																						
2002	Emery Welsh	14	160	11.4	—	—																						
2003	John Brandstatter	13	156	12.0	—	—																						
2004	Ivan Ranger	17	274	16.1	—	—																						




DOUG ARNOLD




LEVI BAKER




CLARENCE COLEMAN



NORM LOVE



PAT PETTIT



GREG WASHINGTON



FERRIS STATE FOOTBALL

SINGLE SEASON LEADERS (SINCE 1969)

TOTAL OFFENSE


YEAR	NAME	PLAYS	RUSH	PASS	TOTAL	TD	1986	1987	1988	1989	1990	1991	1992	1993	1994	1995	1996	1997	1998	1999	2000	2001	2002	2003	2004
1986	Dave DenBraber	363	-100	2090	1990	19																			
1985	Dave DenBraber	375	-62	2244	2182	22																			
1984	Dave DenBraber	398	-176	1881	1705	10																			
1983	Steve Piotraczk	326	-1	1461	1460	9																			
1982	Steve Piotraczk	231	-200	1191	991	10																			
1981	Bruce Ellens	169	-112	782	670	10																			
1980	Bill Costner	310	283	1042	1325	6																			
1979	Jerome Metz	242	1212	0	1212	5																			
1978	Bill Costner	224	242	843	1085	13																			
1977	Chuck Evans	252	1009	31	1040	4																			
1976	Chuck Evans	231	1509	49	1558	13																			
1975	Chuck Evans	208	992	0	992	5																			
1974	Kenny Watson	165	693	0	693	5																			
1973	Kenny Watson	64	254	0	234	0																			
1972	Dave Gagnon	161	1011	0	1011	12																			
1971	John Hogarth	197	1099	64	1163	14																			
1970	Norm Love	146	20	495	515	7																			
1969	Rod Alexander	166	878	0	878	5																			

SCORING


YEAR	NAME	TD	XP	2PT	FG	PTS	1985	1986	1987	1988	1989	1990	1991	1992	1993	1994	1995	1996	1997	1998	1999	2000	2001	2002	2003	2004
1985	Ron Depner	0	33	0	5	48																				
1984	Cedric Gordon	8	0	0	0	48																				
1983	John Lewis	3	0	0	0	18																				
1982	Scott Alward	3	0	0	0	18																				
1981	Ed Thomas	4	0	1	0	26																				
1980	Greg Washington	7	0	0	0	42																				
1979	Steve Ross	0	17	0	7	38																				
1978	Bill Costner	6	0	0	0	36																				
1977	Bill Costner	6	0	0	0	36																				
1976	Dan Delamarter	8	0	1	0	50																				
1975	Chuck Evans	0	10	0	7	31																				
1974	Chuck Evans	13	0	1	0	80																				
1973	Chuck Evans	5	0	0	0	30																				
1972	Kenny Watson	6	0	0	0	36																				
1971	Dave Gagnon	14	0	0	0	84																				
1970	Dave Gagnon	12	0	0	0	72																				
1969	John Hogarth	13	0	0	0	78																				
	Tom Hamlett	5	0	0	0	30																				
	N/A																									
	Tony Miskel	7	0	1	0	44																				

TACKLES


YEAR	NAME	SOLO	ASSIST	TOTAL	1986	1987	1988	1989	1990	1991	1992	1993	1994	1995	1996	1997	1998	1999	2000	2001	2002	2003	2004
1986	Jeff Robeson	63	64	127																			
1985	Jeff Robeson	45	42	87																			
1984	Greg Bohn	48	32	80																			
1983	Gary Bass	61	17	78																			
1982	Russ Penning	52	24	76																			
1981	Jerry Buczkowski	45	25	70																			
1980	Russ Penning	48	23	71																			
1979	Scott Renner	90	65	155																			
1978	Bruce Biebuyck	74	63	137																			
1977	Scott Renner	71	48	119																			
1976	Greg Jurgonski	77	41	118																			
1975	Steve Krispinsky	76	33	109																			
1974	John Sonntag	92	31	123																			
1973	John Sonntag	78	52	130																			
1972	John Sonntag	98	68	166																			
1971	N/A																						
1970	N/A																						
1969	John Sonntag	—	—	—																			




MIKE BROOKS




MONTY BROWN




BILL LOVE



BILL COSTNER



JOHN SONNTAG



STEVE PIOTRACZK

