

CAREER BESTS

SCORING

NAME	TD	PAT	2-PT	FG	TOTAL	9.	10.	11.	12.	13.	14.	15.	16.
1. Tyree Dye, 1990-91/93-94	54	0	0	0	324	9. Cedric Gordon, 1985-87	27	0	0	0	162		
2. Jason Lipke, 1992-95	0	150	0	50	300	10. Lloyd Tonkin, 1926-29	23	18	0	0	156		
3. Clarence Coleman, 1998-01	49	0	2	0	298	11. Tom Perez, 2000-03	0	75	0	25	150		
4. Doc Proctor, 1996-99	0	149	0	38	263	12. Chuck Evans, 1974-77	24	0	2	0	148		
5. Mo Harris, 1996-99	42	0	3	0	258	13. Dan Delamarter, 1976-79	0	60	0	29	147		
6. Derek Fudge, 2000-03	37	0	0	0	222	14. Buzz McNally, 1959-60	18	35	0	1	146		
7. Chris Pulliams, 1993-96	34	0	0	0	204	15. Neal Mozdzierz, 1996-99	22	0	3	0	138		
8. Dave Gagnon, 1970-73	27	0	0	0	162	16. Benny Roe, 1992-95	22	0	0	0	134		

RUSHING

NAME	ATT.	YARDS	TD	AVG/NET	9.	10.	11.	12.	13.	14.	15.	16.
1. Mo Harris, 1996-99	649	4192	38	6.5	9. Delbert Littlejohn, 1987-90	406	2006	10	4.9			
2. Derek Fudge, 2000-03	885	4024	34	4.5	10. Dave Gagnon, 1970-73	342	1972	25	5.8			
3. Chuck Evans, 1974-77	680	3524	22	5.2	11. Greg Washington, 1979-82	449	1947	12	4.3			
4. Tyree Dye, 1990-91/93-94	700	3076	51	4.4	12. Benny Roe, 1992-95	304	1835	20	6.0			
5. Chris Pulliams, 1993-96	562	2743	35	4.9	13. Andrew Terry, 2001-04	369	1670	9	4.5			
6. Tom Hamlett, 1968-71	457	2313	18	5.1	14. Lou Melchiorre, 1990-93	363	1342	8	3.7			
7. Jerome Metz, 1976-79	452	2180	14	4.8	15. Tony Miskel, 1985-88	305	1232	14	4.0			
8. LaDon Pree, 1984-87	524	2168	17	4.1	16. Ken Watson, 1972-74	288	1225	7	4.3			

PASSING

NAME	ATT.	COMP.	PCT.	TD	INT	YARDS	9.	10.	11.	12.	13.	14.	15.	16.
1. Matt McCarthy, 1996-99	1151	659	57.3	68	29	8669	9. Charlie Gunsell, 1995-98	387	195	50.4	14	20	2247	
2. Dave DenBraber, 1984-87	1254	661	52.7	52	45	8536	10. Sparky McEwen, 1988-90	297	155	52.2	17	11	2183	
3. Bill Love, 1991/93-95	1012	565	55.8	49	36	7752	11. Steve Duchon, 1973-76	306	105	34.3	11	34	1833	
4. Doug Arnold, 1989-92	1070	541	50.6	42	46	6805	12. Ryan Kaul, 2003-	266	126	47.4	10	15	1560	
5. Tom Marsan, 2001-04	1038	553	53.3	41	45	6450	13. Norm Love, 1970-72	298	116	39.0	14	28	1550	
6. Kyle Park, 1998-01	498	284	57.0	24	27	3474	14. Dan Richard, 2000	125	67	53.6	7	7	934	
7. Steve Piotraczk, 1981-84	535	208	38.9	19	39	2930	15. Bruce Ellens, 1981-82	168	62	37.0	8	10	930	
8. Bill Costner, 1978-80	346	144	41.6	14	35	2271	16. Billy Hawkins, 1972-74	104	46	44.2	4	7	757	

RECEIVING


NAME	REC.	YARDS	TD	AVG/REC	10.	11.	12.	13.	14.	15.	16.	17.	18.
1. Clarence Coleman, 1998-01	323	4983	42	15.4	10. Chris Floyd, 1984-86/92	105	1282	5	12.2				
2. Cedric Gordon, 1985-87	151	2576	26	17.1	11. Brian Busen, 1995-98	81	1244	4	15.4				
3. Neal Mozdzierz, 1996-99	206	2563	22	12.4	12. Jerry Prys, 1992-95	99	1053	8	10.6				
4. Andre Johnson, 1986-89	138	2276	16	16.5	13. Jim Kerr, 1994-97	81	1043	10	12.9				
5. Carlton Brewster, 2002-	174	2263	18	13.0	14. Scott Alward, 1981-84	84	1042	8	12.4				
6. Levi Baker, 1993-96	137	2019	13	14.7	Lamar Patterson, 1998-01	108	1042	2	9.6				
7. Ray Wilson, 1994-97	127	1718	8	13.5	16. Jamie Moore, 1991-94	76	1033	3	13.6				
8. Jermaine Bell, 1993-96	80	1653	16	20.7	17. Brandis Bowie, 2002-	91	1008	4	11.1				
9. Pat Pettit, 1989-92	98	1367	10	13.9	18. Dave Underwood, 1990-93	63	912	10	14.5				
					Andy Thwaites, 2001-04	86	912	6	10.6				

INTERCEPTIONS


NAME	NO.	YARDS	TD	AVG/YDS	7.	8.			
1. Rich Eash, 1990-93	17	133	1	7.8	7. Akil Young, 1991-94	10	59	1	5.9
2. Monty Brown, 1989-92	16	62	0	3.9	8. Gary Warner, 1966-69	9	164	0	18.2
3. DeRen Ellis, 1999-02	14	227	2	16.2	Willie Bouyer, 1969-72	9	236	1	26.2
4. Charles Beatty, 1986-89	12	174	0	14.5	Bob Alger, 1976-78/80	9	177	1	19.7
5. Kelly Snell, 1995-98	12	295	2	24.6					
6. Alvin Grier, 1998-02	11	176	0	16.0					




TYREE DYE



DAVE DENBRABER



CEDRIC GORDON



CHUCK EVANS

**FERRIS STATE
BULLDOGS**

