

# Ferris State Football

## CAREER BESTS

### SCORING

NAME	TD	PAT	2-PT	FG	TOTAL
1. Tyree Dye, 1990-91/93-94	54	0	0	0	324
2. Jason Lipke, 1992-95	0	150	0	50	300
3. Clarence Coleman, 1998-01	49	0	2	0	298
4. Doc Proctor, 1996-99	0	149	0	38	263
5. Mo Harris, 1996-99	42	0	3	0	258
6. Derek Fudge, 2000-03	37	0	0	0	222
7. Chris Pulliams, 1993-96	34	0	0	0	204
8. Dave Gagnon, 1970-73	27	0	0	0	162

### RUSHING

NAME	ATT.	YARDS	TD	AVG/NET
1. Mo Harris, 1996-99	649	4192	38	6.5
2. Derek Fudge, 2000-03	885	4024	34	4.5
3. Chuck Evans, 1974-77	680	3524	22	5.2
4. Tyree Dye, 1990-91/93-94	700	3076	51	4.4
5. Chris Pulliams, 1993-96	562	2743	35	4.9
6. Tom Hamlett, 1968-71	457	2313	18	5.1
7. Jerome Metz, 1976-79	452	2180	14	4.8

### PASSING

NAME	ATT.	COMP.	PCT.	TD	INT	YARDS
1. Matt McCarthy, 1996-99	1151	659	57.3	68	29	8669
2. Dave DenBraber, 1984-87	1254	661	52.7	52	45	8536
3. Bill Love, 1991/93-95	1012	565	55.8	49	36	7752
4. Doug Arnold, 1989-92	1070	541	50.6	42	46	6805
5. <b>Tom Marsan, 2001-</b>	<b>938</b>	<b>503</b>	<b>53.6</b>	<b>37</b>	<b>38</b>	<b>5870</b>
6. Kyle Park, 1998-01	498	284	57.0	24	27	3474
7. Steve Piotraczk, 1981-84	535	208	38.9	19	39	2930

### RECEIVING


NAME	REC.	YARDS	TD	AVG/REC
1. Clarence Coleman, 1998-01	323	4983	42	15.4
2. Cedric Gordon, 1985-87	151	2576	26	17.1
3. Neal Mozdzierz, 1996-99	206	2563	22	12.4
4. Andre Johnson, 1986-89	138	2276	16	16.5
5. Levi Baker, 1993-96	137	2019	13	14.7
6. Ray Wilson, 1994-97	127	1718	8	13.5
7. Jermaine Bell, 1993-96	80	1653	16	20.7
8. Pat Pettit, 1989-92	98	1367	10	13.9

### INTERCEPTIONS


NAME	No.	YARDS	TD	AVG/YDS
1. Rich Eash, 1990-93	17	133	1	7.8
2. Monty Brown, 1989-92	16	62	0	3.9
3. DeRen Ellis, 1999-02	14	227	2	16.2
4. Charles Beatty, 1986-89	12	174	0	14.5




TYREE DYE



DAVE DENBRABER



CEDRIC GORDON



CHUCK EVANS

