



# FERRIS STATE FOOTBALL

## SINGLE SEASON LEADERS (SINCE 1969)

### TOTAL OFFENSE


YEAR	NAME	PLAYS	RUSH	PASS	TOTAL	TD	1985	1984	1983	1982	1981	1980	1979	1978	1977	1976	1975	1974	1973	1972	1971	1970	1969
							Dave DenBraber	Dave DenBraber	Steve Piotraczk	Steve Piotraczk	Bruce Ellens	Bill Costner	Jerome Metz	Bill Costner	Chuck Evans	Chuck Evans	Chuck Evans	Kenny Watson	Kenny Watson	Dave Gagnon	John Hogarth	Norm Love	Rod Alexander
2002	Tom Marsan	446	38	2350	2388	11	375	398	326	231	169	310	242	224	252	231	208	165	64	161	197	146	166
2001	Tom Marsan	273	-111	1537	1426	16	-62	-176	1461	1191	782	1042	0	843	31	49	0	0	1011	64	495	0	0
2000	Kyle Park	312	-52	1921	1869	15	2244	1881	1460	991	670	1325	1212	1085	1040	1558	992	693	0	1011	1163	515	878
1999	Matt McCarthy	373	-33	2721	2688	34	2182	1705	1460	991	670	1325	1212	1085	1040	1558	992	693	0	1011	1163	515	878
1998	Matt McCarthy	470	-50	3143	3093	22	2244	1881	1460	991	670	1325	1212	1085	1040	1558	992	693	0	1011	1163	515	878
1997	Charlie Gunsell	397	-76	2035	1959	15	2244	1881	1460	991	670	1325	1212	1085	1040	1558	992	693	0	1011	1163	515	878
1996	Matt McCarthy	420	-190	2721	2531	19	2244	1881	1460	991	670	1325	1212	1085	1040	1558	992	693	0	1011	1163	515	878
1995	Bill Love	398	-142	2835	2693	21	2244	1881	1460	991	670	1325	1212	1085	1040	1558	992	693	0	1011	1163	515	878
1994	Bill Love	299	-89	2332	2243	16	2244	1881	1460	991	670	1325	1212	1085	1040	1558	992	693	0	1011	1163	515	878
1993	Bill Love	408	-95	2491	2396	15	2244	1881	1460	991	670	1325	1212	1085	1040	1558	992	693	0	1011	1163	515	878
1992	Doug Arnold	422	-171	2131	1960	14	2244	1881	1460	991	670	1325	1212	1085	1040	1558	992	693	0	1011	1163	515	878
1991	Doug Arnold	309	5	1472	1477	11	2244	1881	1460	991	670	1325	1212	1085	1040	1558	992	693	0	1011	1163	515	878
1990	Doug Arnold	334	2	1470	1472	9	2244	1881	1460	991	670	1325	1212	1085	1040	1558	992	693	0	1011	1163	515	878
1989	Doug Arnold	284	1	1732	1733	15	2244	1881	1460	991	670	1325	1212	1085	1040	1558	992	693	0	1011	1163	515	878
1988	Sparky McEwen	270	-53	1386	1333	9	2244	1881	1460	991	670	1325	1212	1085	1040	1558	992	693	0	1011	1163	515	878
1987	Dave DenBraber	386	-83	2321	2238	18	2244	1881	1460	991	670	1325	1212	1085	1040	1558	992	693	0	1011	1163	515	878
1986	Dave DenBraber	363	-100	2090	1990	19	2244	1881	1460	991	670	1325	1212	1085	1040	1558	992	693	0	1011	1163	515	878

### SCORING


YEAR	NAME	TD	XP	2PT	FG	PTS	1985	1984	1983	1982	1981	1980	1979	1978	1977	1976	1975	1974	1973	1972	1971	1970	1969
							Cedric Gordon	John Lewis	Scott Alward	Ed Thomas	Greg Washington	Steve Ross	Bill Costner	Bill Costner	Bill Costner	Dan Delamarter	Chuck Evans	Chuck Evans	Kenny Watson	Dave Gagnon	Dave Gagnon	John Hogarth	Tom Hamlett
2002	Derek Fudge	10	0	0	0	60	8	3	3	4	7	0	6	6	8	0	5	6	14	12	13	5	N/A
2001	Clarence Coleman	14	0	0	0	84	0	0	0	0	0	0	0	0	0	0	0	0	0	0	0	0	0
2000	Clarence Coleman	16	0	1	0	98	0	0	0	0	0	0	0	0	0	0	0	0	0	0	0	0	0
1999	Neal Mozdzier	14	0	3	0	90	0	0	0	0	0	0	0	0	0	0	0	0	0	0	0	0	0
1998	Doc Proctor	0	36	0	19	93	0	0	0	0	0	0	0	0	0	0	0	0	0	0	0	0	0
1997	Mo Harris	10	0	3	0	66	0	0	0	0	0	0	0	0	0	0	0	0	0	0	0	0	0
1996	Doc Proctor	0	39	0	10	69	0	0	0	0	0	0	0	0	0	0	0	0	0	0	0	0	0
1995	Chris Pulliams	25	0	0	0	150	0	0	0	0	0	0	0	0	0	0	0	0	0	0	0	0	0
1994	Tyree Dye	22	0	0	0	132	0	0	0	0	0	0	0	0	0	0	0	0	0	0	0	0	0
1993	Tyree Dye	20	0	0	0	120	0	0	0	0	0	0	0	0	0	0	0	0	0	0	0	0	0
1992	Jason Lipke	0	26	0	16	74	0	0	0	0	0	0	0	0	0	0	0	0	0	0	0	0	0
1991	Lou Melchiorre	6	0	1	0	38	0	0	0	0	0	0	0	0	0	0	0	0	0	0	0	0	0
1990	Tyree Dye	8	0	0	0	48	0	0	0	0	0	0	0	0	0	0	0	0	0	0	0	0	0
1989	Chris Daniels	6	0	1	0	38	0	0	0	0	0	0	0	0	0	0	0	0	0	0	0	0	0
1988	Andre Johnson	10	0	0	0	60	0	0	0	0	0	0	0	0	0	0	0	0	0	0	0	0	0
1987	Cedric Gordon	10	0	0	0	60	0	0	0	0	0	0	0	0	0	0	0	0	0	0	0	0	0
1986	Tony Miskel	7	0	1	0	44	0	0	0	0	0	0	0	0	0	0	0	0	0	0	0	0	0
1985	Ron Depner	0	33	0	5	48	0	0	0	0	0	0	0	0	0	0	0	0	0	0	0	0	0

### TACKLES


YEAR	NAME	SOLO	ASSIST	TOTAL	1985	1984	1983	1982	1981	1980	1979	1978	1977	1976	1975	1974	1973	1972	1971	1970	1969
					Jeff Robeson	Greg Bohn	Gary Bass	Russ Penning	Jerry Buczkowski	Russ Penning	Scott Renner	Bruce Biebuyck	Scott Renner	Greg Jurgonski	Steve Krispinsky	John Sonntag	John Sonntag	John Sonntag	N/A	N/A	John Sonntag
2002	Kevin Myers	66	46	112	45	48	61	52	45	48	90	74	71	77	76	92	78	98	N/A	N/A	—
2001	Luke Piepkow	52	58	110	42	32	17	24	25	23	65	63	48	41	33	31	52	68	—	—	—
2000	Charlie Pierson	73	37	110	80	78	76	71	70	71	155	137	119	118	109	123	130	166	—	—	—
1999	Rob Ridling	58	47	105	80	78	76	71	70	71	155	137	119	118	109	123	130	166	—	—	—
1998	Sean McLafferty	61	65	126	78	71	71	71	70	71	155	137	119	118	109	123	130	166	—	—	—
1997	Cade Prielipp	62	78	140	70	71	71	71	70	71	155	137	119	118	109	123	130	166	—	—	—
1996	Jeff Fisher	76	66	142	70	71	71	71	70	71	155	137	119	118	109	123	130	166	—	—	—
1995	Mike Brooks	105	100	205	70	71	71	71	70	71	155	137	119	118	109	123	130	166	—	—	—
1994	Mike Brooks	104	98	202	70	71	71	71	70	71	155	137	119	118	109	123	130	166	—	—	—
1993	Mike Brooks	96	89	185	70	71	71	71	70	71	155	137	119	118	109	123	130	166	—	—	—
1992	Monty Brown	100	87	187	70	71	71	71	70	71	155	137	119	118	109	123	130	166	—	—	—
1991	Monty Brown	90	112	202	70	71	71	71	70	71	155	137	119	118	109	123	130	166	—	—	—
1990	Monty Brown	69	40	109	70	71	71	71	70	71	155	137	119	118	109	123	130	166	—	—	—
1989	Matt Ryndress	50	66	116	70	71	71	71	70	71	155	137	119	118	109	123	130	166	—	—	—
1988	Tom Hallock	67	102	169	70	71	71	71	70	71	155	137	119	118	109	123	130	166	—	—	—
1987	Jeff Robeson	61	51	112	70	71	71	71	70	71	155	137	119	118	109	123	130	166	—	—	—
1986	Jeff Robeson	63	64	127	70	71	71	71	70	71	155	137	119	118	109	123	130	166	—	—	—



MIKE BROOKS



MONTY BROWN



BILL LOVE

