

FERRIS STATE FOOTBALL

SINGLE SEASON LEADERS (SINCE 1962)

RUSHING

YEAR	NAME	ATT	GAIN	LOST	NET	AVG	TD	LG	1981	1980	1979	1978	1977	1976	1975	1974	1973	1972	1971	1970	1969	1968	1967	1966	1965	1964	1963	1962	
									Greg Washington	Greg Washington	Jerome Metz	Jerome Metz	Chuck Evans	Chuck Evans	Chuck Evans	Kenny Watson	Kenny Watson	Dave Gagnon	John Hogarth	Tom Hamlett	Rod Alexander	Tom Hamlett	Ralph Snook	Dennis Carnell	Randy Mankowski	Emery Welsh	Emery Welsh	Bill Lackie	
2001	Matt Otero	148	723	42	681	4.6	3	46	78	184	241	108	244	224	206	165	64	161	196	93	166	193	150	88	57	138	115	79	
2000	Derek Fudge	262	1309	82	1227	4.7	7	66	377	824	1217	515	1056	1568	1042	743	254	1040	1125	466	910	1004	552	—	—	—	—	—	
1999	Mo Harris	212	1697	44	1653	7.8	11	52	3	50	5	10	47	59	0	50	29	26	33	33	32	33	33	—	—	—	—	—	
1998	Mo Harris	219	1461	37	1424	6.5	13	48	374	774	1212	505	1009	1509	1042	693	234	1011	1099	433	878	952	519	216	179	450	429	317	
1997	Mo Harris	127	622	38	584	4.6	9	64	4.8	4.2	5.0	4.7	4.1	6.7	4.2	5	3.7	6.3	5.6	4.7	5.3	4.9	3.5	2.5	3.1	3.3	3.7	4.0	
1996	Chris Pulliams	214	933	37	896	4.2	9	75	3	2	5	3	4	13	5	5	—	—	—	—	—	—	—	—	—	—	—	—	
1995	Chris Pulliams	320	1797	68	1729	5.4	23	97	5	5	5	5	5	5	5	5	5	5	5	5	5	5	5	5	5	5	5	5	5
1994	Tyree Dye	327	1729	98	1631	5.0	20	52	—	—	—	—	—	—	—	—	—	—	—	—	—	—	—	—	—	—	—	—	—
1993	Tyree Dye	124	668	52	616	4.9	20	79	—	—	—	—	—	—	—	—	—	—	—	—	—	—	—	—	—	—	—	—	—
1992	Juron Johnson	137	799	59	740	5.4	4	68	—	—	—	—	—	—	—	—	—	—	—	—	—	—	—	—	—	—	—	—	—
1991	Tyree Dye	183	650	57	593	3.2	3	33	—	—	—	—	—	—	—	—	—	—	—	—	—	—	—	—	—	—	—	—	—
1990	Delbert Littlejohn	213	1087	38	1049	4.9	3	75	—	—	—	—	—	—	—	—	—	—	—	—	—	—	—	—	—	—	—	—	—
1989	Delbert Littlejohn	136	697	38	659	4.8	3	75	—	—	—	—	—	—	—	—	—	—	—	—	—	—	—	—	—	—	—	—	—
1988	Tony Miskel	141	522	31	491	3.5	5	40	—	—	—	—	—	—	—	—	—	—	—	—	—	—	—	—	—	—	—	—	—
1987	Tony Miskel	109	446	20	426	3.9	2	47	—	—	—	—	—	—	—	—	—	—	—	—	—	—	—	—	—	—	—	—	—
1986	LaDon Pree	110	483	7	476	4.3	5	43	—	—	—	—	—	—	—	—	—	—	—	—	—	—	—	—	—	—	—	—	—
1985	LaDon Pree	142	723	24	699	4.9	3	33	—	—	—	—	—	—	—	—	—	—	—	—	—	—	—	—	—	—	—	—	—
1984	LaDon Pree	132	450	53	397	3.0	2	80	—	—	—	—	—	—	—	—	—	—	—	—	—	—	—	—	—	—	—	—	—
1983	John McLaurin	103	659	50	609	5.9	4	57	—	—	—	—	—	—	—	—	—	—	—	—	—	—	—	—	—	—	—	—	—
1982	Greg Washington	176	812	66	746	4.2	7	52	—	—	—	—	—	—	—	—	—	—	—	—	—	—	—	—	—	—	—	—	—

PASSING

YEAR	NAME	ATT	CMP	PCT.	INT	Yds	TD	LG	1981	1980	1979	1978	1977	1976	1975	1974	1973	1972	1971	1970	1969	1968	1967	1966	1965	1964	1963	1962	
									Bruce Ellens	Bill Costner	Bill Costner	Bill Costner	Ted Kuzma	Steve Duchon	Steve Duchon	Steve Duchon	Billy Hawkins	Norm Love	Norm Love	Norm Love	Al Beamer	Al Beamer	Al Beamer	Charles Allard	Don Rankin	Carlton Wayer	Frank Davis	Frank Davis	
2001	Tom Marsan	222	122	.550	10	1537	15	89	127	153	89	104	93	88	121	70	46	78	137	83	72	56	82	58	51	97	55	54	
2000	Kyle Park	297	156	.525	15	1921	14	63	51	68	29	47	40	37	49	27	18	20	65	31	28	31	26	21	19	35	26	21	
1999	Matt McCarthy	357	210	.588	7	2721	31	84	.402	.444	.326	.452	.430	.420	.405	.386	.391	.254	.474	.374	.390	.553	.317	.362	.373	.361	.473	.374	
1998	Matt McCarthy	436	242	.555	10	3143	18	81	6	16	10	9	8	3	14	4	3	7	1	8	10	4	7	—	—	—	—	—	
1997	Charlie Gunsell	355	180	.507	18	2035	12	50	8	8	8	8	8	8	8	8	8	8	8	8	8	8	8	8	8	8	8	8	8
1996	Matt McCarthy	348	199	.572	12	2721	18	89	782	1042	386	843	603	725	519	442	277	340	755	495	336	370	245	385	202	383	416	299	
1995	Bill Love	356	212	.596	11	2835	20	80	7	4	4	4	4	4	4	4	4	4	4	4	4	4	4	4	4	4	4	4	4
1994	Bill Love	268	153	.571	8	2332	14	81	—	—	—	—	—	—	—	—	—	—	—	—	—	—	—	—	—	—	—	—	
1993	Bill Love	366	192	.525	16	2491	15	60	—	—	—	—	—	—	—	—	—	—	—	—	—	—	—	—	—	—	—	—	
1992	Doug Arnold	343	180	.525	13	2131	12	66	—	—	—	—	—	—	—	—	—	—	—	—	—	—	—	—	—	—	—	—	
1991	Doug Arnold	250	132	.528	14	1472	11	58	—	—	—	—	—	—	—	—	—	—	—	—	—	—	—	—	—	—	—	—	
1990	Doug Arnold	258	114	.442	11	1470	6	46	—	—	—	—	—	—	—	—	—	—	—	—	—	—	—	—	—	—	—	—	
1989	Doug Arnold	219	115	.525	9	1732	13	93	—	—	—	—	—	—	—	—	—	—	—	—	—	—	—	—	—	—	—	—	
1988	Sparky McEwen	201	100	.498	7	1386	9	67	—	—	—	—	—	—	—	—	—	—	—	—	—	—	—	—	—	—	—	—	
1987	Dave DenBraber	314	163	.519	8	2321	12	59	—	—	—	—	—	—	—	—	—	—	—	—	—	—	—	—	—	—	—	—	
1986	Dave DenBraber	290	156	.538	10	2090	15	65	—	—	—	—	—	—	—	—	—	—	—	—	—	—	—	—	—	—	—	—	
1985	Dave DenBraber	321	181	.564	8	2244	17	61	—	—	—	—	—	—	—	—	—	—	—	—	—	—	—	—	—	—	—	—	
1984	Dave DenBraber	329	161	.489	19	1881	8	63	—	—	—	—	—	—	—	—	—	—	—	—	—	—	—	—	—	—	—	—	
1983	Steve Piotraczk	276	106	.384	20	1461	9	65	—	—	—	—	—	—	—	—	—	—	—	—	—	—	—	—	—	—	—	—	
1982	Steve Piotraczk	183	76	.415	15	1191	10	57	—	—	—	—	—	—	—	—	—	—	—	—	—	—	—	—	—	—	—	—	

PASS RECEIVING

YEAR	NAME	No	Yds	Avg	TD	LG	1981	1980	1979	1978	1977	1976	1975	1974	1973	1972	1971	1970	1969	1968	1967	1966	1965	1964	1963	1962
							Jeff East	Fred Kirkland	Bob Karpowicz	Bob Karpowicz	Bobby Williams	Bill Scheible	Scott Gormley	Willie Johnson	Ralph Piepkow	Ralph Piepkow	Dave Gagnon	Ron Coppess	Rod Alexander	Bobb Smith	Ron Harke	Ron Shirley	Ron Harke	Emery Welsh	John Brandstatter	Ivan Ranger
2001	Clarence Coleman	94	1346	14.3	12	63	16	287	18	15	24	19	19	19	14	14	23	10	7	15	12	5	9	14	13	17
2000	Clarence Coleman	97	1519	15.7	15	66	29	550	31	31	31	321	236	390	209	313	325	132	156	191	127	165	112	160	156	274
1999	Clarence Coleman	72	1124	15.6	10	84	18	301	15	15	15	16.9	12.4	20.5	14.9	22.4	14.1	13.2	22.3	12.7	10.5	33.0	12.4	11.4	12.0	16.1
1998	Clarence Coleman	60	994	16.6	5	77	3	17.9	30	30	30	1	0	4	2	4	1	2	1	2	1	—	—	—	—	—
1997	Neal Mozdzierz	52	640	12.3	1	42	1	16.7	1	1	1	48	—													

FERRIS STATE FOOTBALL

SINGLE SEASON LEADERS (SINCE 1969)

TOTAL OFFENSE


YEAR	NAME	PLAYS	RUSH	PASS	TOTAL	TD	1985	1984	1983	1982	1981	1980	1979	1978	1977	1976	1975	1974	1973	1972	1971	1970	1969
							Dave DenBraber	Dave DenBraber	Steve Piotraczk	Steve Piotraczk	Bruce Ellens	Bill Costner	Jerome Metz	Bill Costner	Chuck Evans	Chuck Evans	Chuck Evans	Kenny Watson	Kenny Watson	Dave Gagnon	John Hogarth	Norm Love	Rod Alexander
2001	Tom Marsan	273	-111	1537	1426	16	375	398	326	231	169	310	242	224	252	231	208	165	64	161	197	146	166
2000	Kyle Park	312	-52	1921	1869	15	-62	-176	1461	1460	782	283	1212	843	1009	1509	992	693	254	1011	1099	20	878
1999	Matt McCarthy	373	-33	2721	2688	34	2244	1881	1191	991	670	1042	0	1085	31	49	0	0	0	0	64	495	0
1998	Matt McCarthy	470	-50	3143	3093	22	2182	1705	1460	991	670	1042	0	1085	31	49	0	0	0	0	64	495	0
1997	Charlie Gunsell	397	-76	2035	1959	15	2244	1881	1460	991	670	1042	0	1085	31	49	0	0	0	0	64	495	0
1996	Matt McCarthy	420	-190	2721	2531	19	2244	1881	1460	991	670	1042	0	1085	31	49	0	0	0	0	64	495	0
1995	Bill Love	398	-142	2835	2693	21	2244	1881	1460	991	670	1042	0	1085	31	49	0	0	0	0	64	495	0
1994	Bill Love	299	-89	2332	2243	16	2244	1881	1460	991	670	1042	0	1085	31	49	0	0	0	0	64	495	0
1993	Bill Love	408	-95	2491	2396	15	2244	1881	1460	991	670	1042	0	1085	31	49	0	0	0	0	64	495	0
1992	Doug Arnold	422	-171	2131	1960	14	2244	1881	1460	991	670	1042	0	1085	31	49	0	0	0	0	64	495	0
1991	Doug Arnold	309	5	1472	1477	11	2244	1881	1460	991	670	1042	0	1085	31	49	0	0	0	0	64	495	0
1990	Doug Arnold	334	2	1470	1472	9	2244	1881	1460	991	670	1042	0	1085	31	49	0	0	0	0	64	495	0
1989	Doug Arnold	284	1	1732	1733	15	2244	1881	1460	991	670	1042	0	1085	31	49	0	0	0	0	64	495	0
1988	Sparky McEwen	270	-53	1386	1333	9	2244	1881	1460	991	670	1042	0	1085	31	49	0	0	0	0	64	495	0
1987	Dave DenBraber	386	-83	2321	2238	18	2244	1881	1460	991	670	1042	0	1085	31	49	0	0	0	0	64	495	0
1986	Dave DenBraber	363	-100	2090	1990	19	2244	1881	1460	991	670	1042	0	1085	31	49	0	0	0	0	64	495	0

SCORING

YEAR	NAME	TD	XP	2PT	FG	PTS	1984	1983	1982	1981	1980	1979	1978	1977	1976	1975	1974	1973	1972	1971	1970	1969
2001	Clarence Coleman	14	0	0	0	84	John Lewis	Scott Alward	Ed Thomas	Greg Washington	Steve Ross	Bill Costner	Bill Costner	Bill Costner	Dan Delamarter	Chuck Evans	Chuck Evans	Kenny Watson	Dave Gagnon	John Hogarth	Tom Hamlett	N/A
2000	Clarence Coleman	16	0	1	0	98	3	3	4	7	0	6	8	0	13	5	6	14	12	13	5	N/A
1999	Neal Mozdierz	14	0	3	0	90	0	0	0	0	0	0	0	10	0	0	0	0	0	0	0	N/A
1998	Doc Proctor	0	36	0	19	93	0	0	0	17	0	0	0	0	0	0	0	0	0	0	0	N/A
1997	Mo Harris	10	0	3	0	66	0	0	0	0	0	0	0	0	0	0	0	0	0	0	0	N/A
1996	Doc Proctor	0	39	0	10	69	0	0	0	0	0	0	0	0	0	0	0	0	0	0	0	N/A
1995	Chris Pulliams	25	0	0	0	150	0	0	0	0	0	0	0	0	0	0	0	0	0	0	0	N/A
1994	Tyree Dye	22	0	0	0	132	0	0	0	0	0	0	0	0	0	0	0	0	0	0	0	N/A
1993	Tyree Dye	20	0	0	0	120	0	0	0	0	0	0	0	0	0	0	0	0	0	0	0	N/A
1992	Jason Lipke	0	26	0	16	74	0	0	0	0	0	0	0	0	0	0	0	0	0	0	0	N/A
1991	Lou Melchiorre	6	0	1	0	38	0	0	0	0	0	0	0	0	0	0	0	0	0	0	0	N/A
1990	Tyree Dye	8	0	0	0	48	0	0	0	0	0	0	0	0	0	0	0	0	0	0	0	N/A
1989	Chris Daniels	6	0	1	0	38	0	0	0	0	0	0	0	0	0	0	0	0	0	0	0	N/A
1988	Andre Johnson	10	0	0	0	60	0	0	0	0	0	0	0	0	0	0	0	0	0	0	0	N/A
1987	Cedric Gordon	10	0	0	0	60	0	0	0	0	0	0	0	0	0	0	0	0	0	0	0	N/A
1986	Tony Miskel	7	0	1	0	44	0	0	0	0	0	0	0	0	0	0	0	0	0	0	0	N/A
1985	Ron Depner	0	33	0	5	48	0	0	0	0	0	0	0	0	0	0	0	0	0	0	0	N/A
	Cedric Gordon	8	0	0	0	48	0	0	0	0	0	0	0	0	0	0	0	0	0	0	0	N/A

TACKLES


YEAR	NAME	SOLO	ASSIST	TOTAL	1984	1983	1982	1981	1980	1979	1978	1977	1976	1975	1974	1973	1972	1971	1970	1969
2001	Luke Piepkow	52	58	110	Greg Bohn	Gary Bass	Russ Penning	Jerry Buczkowski	Russ Penning	Scott Renner	Bruce Biebuyck	Scott Renner	Greg Jurgonski	Steve Krispinsky	John Sonntag	John Sonntag	John Sonntag	N/A	N/A	John Sonntag
2000	Charlie Pierson	73	37	110	48	61	52	45	48	90	74	71	77	76	92	78	98	N/A	N/A	—
1999	Rob Ridling	58	47	105	32	17	24	25	23	65	63	48	41	33	31	52	68	N/A	N/A	—
1998	Sean McLafferty	61	65	126	78	24	24	25	23	65	63	48	41	33	31	52	68	N/A	N/A	—
1997	Cade Prielipp	62	78	140	45	17	24	25	23	65	63	48	41	33	31	52	68	N/A	N/A	—
1996	Jeff Fisher	76	66	142	48	17	24	25	23	65	63	48	41	33	31	52	68	N/A	N/A	—
1995	Mike Brooks	105	100	205	48	17	24	25	23	65	63	48	41	33	31	52	68	N/A	N/A	—
1994	Mike Brooks	104	98	202	48	17	24	25	23	65	63	48	41	33	31	52	68	N/A	N/A	—
1993	Mike Brooks	96	89	185	48	17	24	25	23	65	63	48	41	33	31	52	68	N/A	N/A	—
1992	Monty Brown	100	87	187	48	17	24	25	23	65	63	48	41	33	31	52	68	N/A	N/A	—
1991	Monty Brown	90	112	202	48	17	24	25	23	65	63	48	41	33	31	52	68	N/A	N/A	—
1990	Monty Brown	69	40	109	48	17	24	25	23	65	63	48	41	33	31	52	68	N/A	N/A	—
1989	Matt Ryndress	50	66	116	48	17	24	25	23	65	63	48	41	33	31	52	68	N/A	N/A	—
1988	Tom Hallock	67	102	169	48	17	24	25	23	65	63	48	41	33	31	52	68	N/A	N/A	—
1987	Jeff Robeson	61	51	112	48	17	24	25	23	65	63	48	41	33	31	52	68	N/A	N/A	—
1986	Jeff Robeson	63	64	127	48	17	24	25	23	65	63	48	41	33	31	52	68	N/A	N/A	—
1985	Jeff Robeson	45	42	87	48	17	24	25	23	65	63	48	41	33	31	52	68	N/A	N/A	—




MIKE BROOKS



MONTY BROWN




BILL LOVE



BILL COSTNER



JOHN SONNTAG



STEVE PIOTRACZK

