



Ferris State Men's Basketball

March 1, 2004

Contact: Rob Bentley, Assistant Athletics Communications Director
Office: (231) 591-3821/2336; Home: (231) 796-1178; Email: bentleyr@ferris.edu
Website: www.ferris.edu/sports; Athletics Hotline: (231) 591-2375

Ferris Claims GLIAC North Division Title; Tourney Home Game Up Next

FERRIS AT A GLANCE:

The Ferris State University men's basketball team will open the 2003-04 Great Lakes Intercollegiate Athletic Conference (GLIAC) Tournament with a quarterfinal round game this Tuesday (March 2) versus Northwood at FSU's Jim Wink Arena in Big Rapids, Mich. Tipoff is set for 8 p.m. (EST). FSU is seeded first in the North Division while NU is fourth.

GLIAC CHAMPIONS: Ferris claimed the GLIAC North Division Regular-Season Championship with a 70-61 triumph over three-time defending champion Michigan Tech Saturday (Feb. 28) before a record-crowd of 1,025 fans at Wink Arena. The Bulldogs, who surpassed the .500 mark for the first time this season at 14-13 overall, concluded regular-season play with a 14-4 league mark while nationally-ranked MTU fell to 19-6 overall and 13-5 in the GLIAC. Ferris also secured the home-court advantage throughout the league tournament.

ANOTHER LEAGUE CROWN: Ferris, which has currently won more GLIAC championships (10) than any other league member, last won a league title in 1994-95 prior to this season. FSU had not won a GLIAC crown since the league was split into two divisions in 1996-97.

GLIAC TICKET INFO: Tickets for Tuesday's GLIAC Tournament doubleheader at Wink Arena are \$8 for adults and \$2 for both Ferris State students with identification and youth up to age 18. One ticket gains admission to both games. Tickets can be purchased by contacting the FSU Athletics Ticket Office at (231) 591-2888 or will be sold at the door.

THE TOURNEY FIELD: The other quarterfinal round games include Northern Michigan (#3 seed North) at Michigan Tech (#2 seed North), Mercyhurst (#4 seed South) at Findlay (#1 seed South) along with Wayne State (#3 seed South) at Gannon (#2 seed South). Both the NMU-MTU and MC-UF games will take place Tuesday at 7 p.m. (EST) with the WSU-GU contest slated to begin at 8 p.m. (EST). The semifinals and finals will be held Friday and Saturday, March 5-6, at the site of the highest remaining seed. FSU earned the home court advantage and would host the semifinals/finals with a win on Tuesday.

MEDIA COVERAGE: Live coverage of Tuesday's GLIAC Tournament contest will be carried live by local radio station WBRN-1460 AM and can also be accessed live via the internet by clicking on the Bulldog Athletics Webcasts icon at www.ferris.edu/sports. WBRN's Bill Beckwith will handle the play-by-play coverage. Additional GLIAC Tournament coverage beyond Tuesday's game will be announced as details are available.

HUGE VICTORY: Sophomore guard Dennis Springs (Toledo, Ohio/Scott) led Ferris to its first league crown since 1994-95 by scoring 21 points and dishing out six assists in the regular-season finale versus MTU. Senior guard Willie Thomas (Columbus, Ohio/Eastmoor Academy) added 16 points including two three-pointers in the final 2:25 for the Bulldogs. The Ferris bench outscored MTU's by a 23-5 count. The victory was Ferris' sixth-straight this campaign and snapped an 11-game MTU series' winning streak.

BIG THURSDAY WIN: Ferris set up Saturday's showdown with Thursday's (Feb. 26) 69-51 league home win over Northern Michigan and MTU's 83-63 loss to Grand Valley State in Allendale, Mich. The

GLIAC TOURNEY GAME

**Northwood
(16-11, 10-8 GLIAC)
at
Ferris State
(14-13, 14-4 GLIAC)**

Tuesday, March 2
8 p.m. (EST)
Jim Wink Arena (2,400)
Big Rapids, Mich.
All times are Eastern

Bulldogs were led by Willie Thomas' game-best 17 points. Dennis Springs dished out nine assists.

THE BULLDOG TRADITION: The 2003-04 campaign marks the 76th season of Bulldog men's basketball. The program began in 1925 although Ferris did not field a team from 1942-45 due to World War II. FSU has compiled a 892-835 (.517) all-time mark. The Bulldogs have won 10 GLIAC titles, made six NCAA Division II Tournament appearances and reached the 1988 NCAA-II Elite Eight. Ferris captured a league-record four consecutive GLIAC titles from 1986-90.

LAST SEASON: Ferris State concluded the 2002-03 campaign with an 11-15 overall mark and a fourth-place 7-11 GLIAC North Division finish in head coach Bill Sall's initial season at the helm. The Bulldogs' biggest loss was 6-10 center Adam Anderson, who is presently playing in Egypt. The two-time team MVP was a three-time All-GLIAC pick.

HEAD COACH BILL SALL: A 1994 Calvin graduate, second-year FSU head coach Bill Sall previously held assistant coaching positions at Calvin (1992-95), Ferris State (1995-98) and Hillsdale (1998-02) prior to being named Ferris State's 11th head coach. The Zeeland, Mich., native served as Ferris' interim head coach for a portion of the 1995-96 campaign and led the Bulldogs to a 5-8 mark. Before joining the coaching ranks, Sall was a standout player at Calvin from 1985-90. He twice (1989-90) received second-team National Association of Basketball Coaches Division III All-America honors and led Calvin to three MIAA championships, four NCAA-III Tournament bids and the 1990 NCAA-III Final Four. Sall has a current 30-36 (.455) career mark.

BETWEEN THE LINES: "Between The Lines", a weekly television program profiling Ferris State University Athletics, airs across northern Michigan on WFOX-Fox 33 every Saturday at 3:30 p.m. (ET). The 30-minute program is hosted by Phill Mooney and produced in the studios of the University's cable Channel 7. FSU men's basketball head coach Bill Sall will make appearances throughout the season. The show is also aired locally on the University's cable Channel 7 every Tuesday (7 p.m.) and Wednesday (8 p.m.).

JIM WINK ARENA: Ferris has recorded a 20-35 (.364) overall record to date in home contests at Jim Wink Arena, including a 15-30 (.333) mark in league play. The 2,400-seat facility replaced the Old Jim Wink Arena, which was converted into the current Student Recreation Center after the 1997-98 campaign.

REVERSAL OF FORTUNE: FSU, which posted an 0-9 non-league mark this season, won its first title in nine seasons in head coach Bill Sall's second year at the helm. Prior to Sall's arrival, the Bulldogs had posted a 21-82 (.203) record in their four previous campaigns from 1998-2002. The Bulldogs won only one league game in 2001-02, which was the year before Sall arrived. Sall has guided FSU to 25 victories since his arrival.

2003-04 QUICK FACTS

Location:	Big Rapids, Mich.
Founded:	1884
Enrollment:	11,822
Nickname:	Bulldogs
Colors:	Crimson & Gold
Affiliation:	NCAA Division II
Conference:	Great Lakes Intercollegiate
President:	Dr. David L. Eisler
Athletics Director:	Tom Kirinovic
Asst. Athletics Director:	Brian Kegler
Head Trainer:	Dave Lucey, ATC
Assistant Trainer:	Tim Glover, ATC
Assistant Trainer:	Mike Blackburn, ATC
Equip. Manager:	Ben Mumah, E.M.,C.
Athletic Dep. Office:	(231) 591-2860
Athletic Dep. Fax:	(231) 591-2869
Head Coach:	Bill Sall
Alma Mater/Year:	Calvin/1994
Record at FSU/Year:	30-36/2nd
Career Record/Years:	Same
Office Phone:	(231) 591-2877
Assistant Coach:	Cory Anderson
Office Phone:	(231) 591-3820
Home Court:	Jim Wink Arena
Capacity:	2,400
2002-03 Overall Record:	11-15
2002-03 Conf. Record/Finish:	7-11/T-4th
All-Time Record:	892-835 (.516)
Letterwinners Ret./Lost:	Seven/Six
Website:	www.ferris.edu/sports

ATHLETICS COMMUNICATIONS

FERRIS STATE UNIVERSITY
210 Sports Drive, SPC 001, Big Rapids, MI 49307-2741
Phone 231 591-2336/3821 FAX 231 591-3775



Ferris State Men's Basketball

Page 2

BULLDOG BITES

Willie Thomas presently has 160 career made three-point field goals and is six away from reaching Aaron Nauta's (166; 1996-00) school career record.

Thomas has 91 treys this campaign and surpassed Joe Blankenship's (1992-93) school single-season mark of 72 FSU's 14 GLIAC victories to date this campaign are the school's most since the 1989-90 squad claimed the school's fourth consecutive conference title with a 14-2 league mark. The Bulldogs' 14 victories overall this season is the school's best performance since finishing 21-12 overall during the 1997-98 campaign Dennis Springs' 159 assists to date this campaign ranks as the school's third-best single-season mark Junior guard Carlton Epps (Benton Harbor) presently has 926 career points and is four away from tying Dave Swilley (930; 1980-83) for 24th place on the school's all-time scoring list. He has 64 steals to date this season and needs five more to match Day Day Smith's (69; 1997-98) school single-season record The Bulldogs' current 7-1 mark at Wink Arena this year is the program's best in the arena's five-year history Ferris was picked fourth in the 2003-04 GLIAC North Division Preseason Coaches Poll Senior co-captains Willie Thomas and Nathan Wruble (Harbor Beach) were recognized during Saturday's Senior Day activities prior to their final regular-season home games FSU's current 14-13 mark this campaign represents the fewest overall wins ever for a team winning the GLIAC men's regular-season title. The previous low was FSU's 16-9 overall record when they won the title in 1994-95.

GLIAC TOURNEY HISTORY: FSU will be making its sixth tournament appearance and first since claiming the 1997-98 tourney title. The Bulldogs, who have compiled a 4-7 (.364) overall GLIAC Tournament record to date, have not hosted a GLIAC Tournament game since 1994-95 when they lost to Hillsdale (semifinals) and Michigan Tech (consolation) at FSU's Old Jim Wink Arena. The 1994-95 season marks Ferris' only previous league tourney home games. Ferris posted a 71-55 quarterfinal-round win over Northwood (2/26/98) in the only previous tournament meeting between the two teams at Houghton, Mich.

STAYING ON CAMPUS: The GLIAC Tournament remains on campus sites this season for the second year in a row. Prior to last season, the four previous GLIAC men's and women's tournaments were held at a neutral site location, with the final three taking place at the DeltaPlex in Grand Rapids, Mich.

NCAA REGIONAL INFORMATION: The winner of this season's GLIAC Tournament will receive the league's automatic berth into the NCAA-II Great Lakes Regional Tournament slated for March 13-16 at a site to be determined. Eight teams will participate in the regional with the official announcement set to be released Sunday, March 7, at 10:30 p.m. (EST) on College Sports Television. CSTV is available on DirecTV channel 610.

A Look At The Opponent

NORTHWOOD: Ferris holds a 41-19 advantage heading into this Tuesday's 61st meeting. The Timberwolves have won five of the last seven meetings although Ferris recorded a 83-79 win in the most recent (2/21/04) contest at Midland, Mich. NU is currently 16-11 overall and 10-8 in GLIAC action after posting an 86-67 win at Lake Superior State last Thursday (Feb. 26). NU, which was picked to finish third in the 2003-04 GLIAC North Division Preseason Coaches Poll, is led in scoring by senior guard Dallas Logan (20.7 ppg). The Timberwolves have won six of their last eight games to date under seventh-year head coach Bob Taylor. Northwood was 10-16 overall during the 2002-03 campaign and placed tied for sixth in the GLIAC North Division with a 6-12 mark. The Timberwolves' assistant coach, Lewis Garner, compiled 1,437 points and 342 rebounds during his FSU career (1971-75).

2003-04 FSU MEN'S BASKETBALL ROSTER

No.	Name	Pos.	Yr.	Ht.	Wt.	Exp.	Hometown/High School (College)
#3	Dennis Springs	G	So.	5-6	135	1L	Toledo, Ohio/Scott (Bowling Green State)
#4	Joe DeMartin	G	Fr.	6-1	160	HS	Mason, Mich.
#10	David Clarke	G	Jr.	5-11	177	1L	Harbor Springs, Mich. (Siena Heights)
#12	Terrance Shaw	F	Fr.	6-5	210	HS	Saginaw, Mich./Bridgeport
#20	Corey Epps	G	Jr.	6-2	175	2L	Benton Harbor, Mich.
#22	Carlton Epps	G	Jr.	6-2	170	2L	Benton Harbor, Mich.
#23	Michael Daniels	F	Fr.	6-6	210	HS	Detroit, Mich./Murray-Wright
#30	Jeffery Shanahan	F	So.	6-6	205	1L	Flint, Mich./Kearsley
#32	Willie Burrel	F	Jr.	6-6	185	T	Muskegon Heights, Mich. (Muskegon CC)
#33	C.J. Van Wieren	G/F	Fr.	6-4	215	HS	Holland, Mich./West Ottawa
#34	Willie Thomas (C)	G	Sr.	6-4	170	1L	Columbus, Ohio/Eastmoor Academy (Muskegon CC)
#42	Nathan Wruble (C)	F/C	Sr.	6-7	225	3L	Harbor Beach, Mich.
#44	John Terrell	F/C	Fr.	6-7	210	R	Muskegon, Mich.
#54	Adam Veltkamp	F/C	Fr.	6-8	200	HS	Cedar Springs, Mich.

Head Coach: Bill Sall, second year (Calvin, 1994)
Volunteer Assistant Coaches: Bill Killian, Jim Lake
HS - High School T - Transfer (C) - Captain

Assistant Coach: Cory Anderson
Basketball Consultant: Dean Davenport

2003-04 Season Trends

SITUATION	FSU RECORD
At home	8-1
On the road	6-8
At neutral sites	0-4
Shoot over 50% from floor	4-1
Shoot less than 50% from floor	10-12
Opponent shoots over 50% from floor	3-10
Opponent shoots less than 50%	11-3
Has higher shooting percentage	9-0
Shoot over 70% from free throw line	9-4
Shoot less than 70% from line	5-9
Opponent shoots over 70% from line	7-7
Opponent less than 70% from line	7-6
Has higher free throw percentage	9-2
Shoot over 30% from three-point line	12-11
Shoot less than 30% from 3-pt. line	2-2
Opponent over 30% from 3-pt. line	7-10
Opponent less than 30% from 3-pt. line	7-3
Has higher 3-pt. percentage	11-7
Has more assists	11-4
Opponent has more assists	3-9
Assists are equal	0-0
Has more turnovers	0-5
Opponent has more turnovers	14-8
Turnovers are equal	0-0
Has more steals	13-9
Opponent has more steals	1-4
Steals are equal	0-0
Has more blocks	8-4
Opponent has more blocks	3-4
Blocks are equal	3-5
In November	0-4
In December	3-5
In January	5-2
In February	6-2
On Monday	1-2
On Tuesday	0-1
On Wednesday	0-0
On Thursday	6-2
On Friday	0-2
On Saturday	7-5
On Sunday	0-1
In afternoon games	6-3
In evening games	8-10
Against ranked teams	1-7
In non-conference games	0-9
In conference games	14-4
In non-conf. games vs. conf. teams	0-0
Attendance under 500	2-4
Attendance over 500	12-9
Has over 25 personal fouls	1-1
Opponent has over 25 personal fouls	0-0
In tournament games	0-4
Against in-state foes	11-6
Against out of state teams	3-7
Against teams with winning records	10-9
Against teams with losing records	2-1
Against teams with even records	2-3
When leading at halftime	12-7
When trailing at halftime	1-5
Three or more reach double-figures	11-12
In overtime game	0-1
Game margin is 1-5 points	2-4
Game margin 5-10 points	4-2
Game margin over 10 points	8-7





Ferris State Men's Basketball



FSU vs. NORTHWOOD - MARCH 2, 2004

FSU-Northwood Series Information

61st series meeting

Series Record Ferris leads 41-19
 Last Meeting 2/21/04; FSU won 83-79 at Midland, Mich.
 Last Ferris State Win 2/21/04; 83-79 at Midland, Mich.
 Last NU Win 2/8/03; 82-72 at Midland, Mich.
 Current Streak Ferris by two games
 The First Game 1972-73; FSU won 120-100 @ Spring Arbor Tourney
 Closest Game 2/11/93; NU won 86-85 (OT) at Midland, Mich.
 Longest Series Streak Ferris won 17-straight (1982-92)
 In The Bill Sall Era Series tied 2-2

Series Notes:

- * Northwood has won 11 of the last 17 meetings and five of the last seven.
- * Eight of the last 12 games have been decided by 10 points or less.
- * FSU swept NU in both of this season's regular-season games.



Ferris State Basketball

2003-04 BULLDOG SCHEDULE

Nov.	15	at Lewis (Ill.)	L, 63-76
	17	at Central Michigan	L, 58-73
	21-22	at Cornerstone Raymond James Classic▲	
	21	vs. St. Xavier (Ill.)▲*	L, 73-74
	22	at Cornerstone▲	L, 77-81
Dec.	4	at Findlay*	L, 58-69
	6	at Ashland*	W, 86-66
	11	LAKE SUPERIOR STATE**	W, 88-65
	13	at Saginaw Valley State*	W, 88-76
	19-20	at Sprint PCS/Southern Indiana Challenge❖	
	19	Indianapolis❖	L, 77-90
	20	Southern Indiana❖	L, 62-89
	29-30	at Porreco Cup★	
	29	vs. Cheyney (Pa.)★	L, 79-90
	30	vs. Glenville State (W.Va.)★	L, 84-88 OT
Jan.	3	at Calvin	L, 77-85
	10	GRAND VALLEY STATE*	W, 88-82
	15	at Hillsdale*	W, 73-69
	17	WAYNE STATE*	L, 71-75
	22	GANNON*	W, 74-67
	24	MERCYHURST*	W, 80-66
	29	NORTHWOOD*	W, 78-56
Feb.	5	at Michigan Tech*	L, 55-71
	8	at Northern Michigan*	L, 73-79
	12	SAGINAW VALLEY STATE*	W, 88-69
	14	at Lake Superior State*	W, 88-79
	16	at Grand Valley State*	W, 91-78
	21	at Northwood*	W, 83-79
	26	NORTHERN MICHIGAN*	W, 69-51
	28	MICHIGAN TECH*	W, 70-61
Mar.	2	GLIAC Tournament Quarterfinals (Campus Site)	TBA
	5-6	GLIAC Tournament Semifinals/Finals (Campus Site)	TBA
	13-16	NCAA-II Great Lakes Regional (Campus Site)	TBA
	24-27	48th annual NCAA-II Elite Eight⊕	TBA

* - GLIAC Game
 ❖ - Evansville, Ind.
 ⊕ - Bakersfield, Calif.
 ★ - At Byron Center High School
 ▲ - Grand Rapids, Mich.
 ** - At Big Rapids High School
 Home games in **BOLD CAPS**
 * - Erie, Pa.

All times are Eastern and subject to change

FSU'S RECORD WHEN

shooting more free throws than opponent	2-1
outsourcing opponent from free throw line	5-1
shooting better than 80-percent from the line	3-1
shooting less than 60-percent from the line	1-6
out-rebounding opponent	12-4
having more offensive rebounds than opponent	9-7
recording more defensive rebounds than opponent	8-2
having 40 rebounds or more	8-0
having less than 40 total rebounds	5-13
giving up 40 rebounds or more	2-5
recording more three-point baskets than opponent	11-10
recording fewer three-point baskets than opponent	1-3
having seven three-point baskets or more	10-10
having less than seven three-point baskets	4-3
opponent has seven three-point baskets or more	5-9
recording more total field goals than opponent	13-4
recording fewer total field goals than opponent	1-5
recording 30 or more field goals in a contest	8-2
a Bulldog records a double-double	1-0
two Bulldogs record a double-double	0-0
a Bulldog records a triple-double	0-0
coming off of a loss	3-9
two Bulldogs play 30 minutes or more	8-5
three Bulldogs play 30 minutes or more	4-6
four Bulldogs play 30 minutes or more	1-0
two Bulldogs score in double figures	2-1
three Bulldogs score in double figures	5-8
four Bulldogs score in double figures	6-3
five Bulldogs score in double figures	0-1
six Bulldogs score in double figures	0-0
recording 20 turnovers or more	1-3
recording less than 20 turnovers	13-10
recording 10 steals or more	10-8
recording less than 10 steals	4-5
recording 20 assists or more	7-2
recording less than 20 assists	7-11

PROBABLE BULLDOG STARTERS

#3	G	Dennis Springs	5-6	So.	Toledo, Ohio
#22	G	Carlton Epps	6-2	Jr.	Benton Harbor, Mich.
#23	F	Michael Daniels	6-6	Fr.	Detroit, Mich.
#34	G	Willie Thomas	6-4	Sr.	Columbus, Ohio
#42	F	Nathan Wruble	6-7	Sr.	Harbor Beach, Mich.

FSU HEAD COACH BILL SALL

Calvin, 1994 - Second Season As Head Coach*

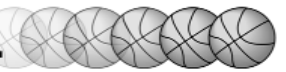
Was FSU's Interim Head Coach In 1995-96 - Compiled 5-8 Record

Career Record	30-36 (.455)
Ferris State Record	30-36 (.455)
Best Season at FSU	11-15; 2002-03
Record vs. the GLIAC (All Games)	23-20 (.535)
Record in Big Rapids	16-7 (.696)
Record On The Road	12-24 (.333)
Record on Neutral Floors	2-5 (.286)
Record In Games Decided By Five Points Or Less	6-8 (.429)
Record In Games Decided Between Five and 10 Points	5-11 (.313)
Record In Games Decided By More Than 10 Points	19-17 (.528)
Record In Overtime Games	0-2 (.000)





Ferris State Men's Basketball



INDIVIDUAL RETURNEE CAREER/SEASON HIGHS - AS OF MARCH 2, 2004

#10 DAVID CLARKE

CAREER HIGHS

Points 6 at Olivet, 12/14/02
 Rebounds 2 at Michigan Tech, 2/22/03
 3-Pt. FG 2 at Olivet, 12/14/02
 Assists 2, twice, last vs. Lake Superior State, 12/11/03
 Steals 1, three times, last vs. Lake Superior State, 12/11/03
 Blocks 1 vs. Saginaw Valley State, 2/15/03

SEASON HIGHS

Points 3, three times, last vs. Northern Michigan, 2/26/04
 Rebounds 1 at Southern Indiana, 12/20/03
 3-Pt. FG 1, twice, last vs. Northern Michigan, 2/26/04
 Assists 2 vs. Lake Superior State, 12/11/03
 Steals 1, three times, last vs. Lake Superior State, 12/11/03
 Blocks None
 #Neutral Site

#22 CARLTON EPPS

CAREER HIGHS

Points 34 at Lake Superior State, 2/14/04
 Rebounds 12 vs. Hillsdale, 1/2/03
 3-Pt. FG 6, four times, last at Lake Superior State, 2/14/04
 Assists 6, twice, last at Southern Indiana, 12/20/03
 Steals 5, five times, last at Ashland, 12/6/03
 Blocks 3, twice, last vs. Northwood, 1/29/04

SEASON HIGHS

Points 34 at Lake Superior State, 2/14/04
 Rebounds 8 at Michigan Tech, 2/5/04
 3-Pt. FG 6, four times, last at Lake Superior State, 2/14/04
 Assists 6 at Southern Indiana, 12/20/03
 Steals 5 at Ashland, 12/6/03
 Blocks 3, twice, last vs. Northwood, 1/29/04
 #Neutral Site

#20 COREY EPPS

CAREER HIGHS

Points 21 at Grand Valley State, 2/16/04
 Rebounds 7, twice, last at Cornerstone, 11/22/03
 3-Pt. FG 5 at Grand Valley State, 2/16/04
 Assists 7 vs. Saginaw Valley State, 1/24/02
 Steals 6 vs. Grand Valley State, 1/19/02
 Blocks 2, twice, last vs. Michigan Tech, 2/28/04

SEASON HIGHS

Points 21 at Grand Valley State, 2/16/04
 Rebounds 7 at Cornerstone, 11/22/03
 3-Pt. FG 5 at Grand Valley State, 2/16/04
 Assists 6, twice, last at Northwood, 2/21/04
 Steals 5 vs. Saginaw Valley State, 2/12/04
 Blocks 2 vs. Michigan Tech, 2/28/04
 #Neutral Site

#30 JEFFERY SHANAHAN

CAREER HIGHS

Points 14 at Cornerstone, 11/22/03
 Rebounds 14 at Ashland, 12/6/03
 3-Pt. FG 2 at Findlay, 12/4/03
 Assists 3 vs. St. Xavier (Ill.), 11/21/03#
 Steals 3, four times, last at Saginaw Valley State, 12/13/03
 Blocks 3 vs. Lake Superior State, 12/11/03

SEASON HIGHS

Points 14 at Cornerstone, 11/22/03
 Rebounds 14 at Ashland, 12/6/03
 3-Pt. FG 2 at Findlay, 12/4/03
 Assists 3 vs. St. Xavier (Ill.), 11/21/03#
 Steals 3, three times, last at Saginaw Valley State, 12/13/03
 Blocks 3 vs. Lake Superior State, 12/11/03
 #Neutral Site

#3 DENNIS SPRINGS

CAREER HIGHS

Points 22 at Olivet, 12/14/02
 Rebounds 10 vs. Calvin, 1/26/02
 3-Pt. FG 4, four times, last vs. Michigan Tech, 2/28/04
 Assists 13, twice, last vs. Grand Valley State, 1/10/04
 Steals 6 vs. Mercyhurst, 1/24/04
 Blocks 1, twice, last vs. Grand Valley State, 2/10/03

SEASON HIGHS

Points 21 vs. Michigan Tech, 2/28/04
 Rebounds 9 at Hillsdale, 1/15/04
 3-Pt. FG 4 vs. Michigan Tech, 2/28/04
 Assists 13 vs. Grand Valley State, 1/10/04
 Steals 6 vs. Mercyhurst, 1/24/04
 Blocks None
 #Neutral Site

#34 WILLIE THOMAS

CAREER HIGHS

Points 33 vs. Findlay, 11/30/02
 Rebounds 10 vs. Saginaw Valley State, 2/12/04
 3-Pt. FG 7, three times, last at Southern Indiana, 12/20/03
 Assists 7 vs. Michigan Tech, 1/30/03
 Steals 5, twice, last vs. Northern Michigan, 2/26/04
 Blocks 5 at Lake Superior State, 1/25/03

SEASON HIGHS

Points 29, twice, last at Southern Indiana, 12/20/03
 Rebounds 10 vs. Saginaw Valley State, 2/12/04
 3-Pt. FG 7, twice, last at Southern Indiana, 12/20/03
 Assists 6 vs. St. Xavier (Ill.), 11/21/03#
 Steals 5, twice, last vs. Northern Michigan, 2/26/04
 Blocks 2, five times, last vs. Saginaw Valley State, 2/12/04
 #Neutral Site

#42 NATHAN WRUBLE

CAREER HIGHS

Points 14 vs. Wayne State, 1/17/04
 Rebounds 11 at Saginaw Valley State, 2/16/02
 3-Pt. FG 1, four times, last vs. Michigan Tech, 1/30/03
 Assists 5 at Grand Valley State, 1/22/01
 Steals 3, twice, last vs. Lake Superior State, 1/26/02
 Blocks 2, three times, last at Calvin, 1/3/04

SEASON HIGHS

Points 14 vs. Wayne State, 1/17/04
 Rebounds 7 vs. Saginaw Valley State, 2/12/04
 3-Pt. FG None
 Assists 2, twice, last at Calvin, 1/3/04
 Steals 2, three times, last vs. Northwood, 1/29/04
 Blocks 2 at Calvin, 1/3/04
 #Neutral Site



Ferris State
Basketball

FSU RECORD BY STARTING LINEUP

0-3; Carlton Epps, Jeffery Shanahan, Dennis Springs, Willie Thomas, Nathan Wruble
 0-1; Corey Epps, Terrance Shaw, Jeffery Shanahan, Dennis Springs, Willie Thomas
 3-3; Michael Daniels, Jeffery Shanahan, Dennis Springs, Carlton Epps, Willie Thomas
 0-1; Michael Daniels, Jeffery Shanahan, Corey Epps, Carlton Epps, Willie Thomas
 8-2; Michael Daniels, Nathan Wruble, Dennis Springs, Carlton Epps, Willie Thomas
 0-1; C.J. Van Wieren, Nathan Wruble, Dennis Springs, Carlton Epps, Willie Thomas
 2-2; Michael Daniels, Willie Burrel, Dennis Springs, Carlton Epps, Willie Thomas
 1-0; Nathan Wruble, Willie Burrel, Dennis Springs, Carlton Epps, Willie Thomas



Ferris State Men's Basketball

INDIVIDUAL NEWCOMER CAREER/SEASON HIGHS & FSU RECORDS - AS OF MARCH 2, 2004

32 WILLIE BURREL

2003-04 SEASON HIGHS

Points 16, twice, last at Northwood, 2/21/04
 Rebounds 8 at Northwood, 2/21/04
 3-Pt. FG 2 at Lewis (Ill.), 11/15/03
 Assists 2, twice, last vs. Michigan Tech, 2/28/04
 Steals 2, four times, last at Lake Superior State, 2/14/04
 Blocks 1, eight times, last at Lake Superior State, 2/14/04
 #Neutral Site

23 MICHAEL DANIELS

2003-04 SEASON HIGHS

Points 15, twice, last at Northern Michigan, 2/8/04
 Rebounds 9 at Findlay, 12/4/03
 3-Pt. FG 2 at Findlay, 12/4/03
 Assists 2 vs. Indianapolis, 12/19/03#
 Steals 2, three times, last vs. Wayne State, 1/17/04
 Blocks 3 vs. Northwood, 1/29/04
 #Neutral Site

4 JOE DEMARTIN

2003-04 SEASON HIGHS

Points 5 vs. Lake Superior State, 12/11/03
 Rebounds 1, twice, last at Grand Valley State, 2/16/04
 3-Pt. FG None
 Assists 1 vs. Lake Superior State, 12/11/03
 Steals None
 Blocks None
 #Neutral Site

12 TERRANCE SHAW

2003-04 SEASON HIGHS

Points 14, twice, last vs. Indianapolis, 12/19/03#
 Rebounds 8, three times, last at Lake Superior State, 2/14/04
 3-Pt. FG None
 Assists 3 at Calvin, 1/3/04
 Steals 2, three times, last at Hillsdale, 1/15/04
 Blocks 3, twice, last vs. Michigan Tech, 2/28/04
 #Neutral Site

44 JOHN TERRELL

2003-04 SEASON HIGHS

Points 2, twice, last at Grand Valley State, 2/16/04
 Rebounds 3 vs. Lake Superior State, 12/11/03
 3-Pt. FG None
 Assists 1 vs. Saginaw Valley State, 2/12/04
 Steals 1 at Lewis (Ill.), 11/15/03
 Blocks 1 vs. Lake Superior State, 12/11/03
 #Neutral Site

33 C.J. VAN WIEREN

2003-04 SEASON HIGHS

Points 9, twice, last at Hillsdale, 1/15/04
 Rebounds 5 vs. Glenville State (W.Va.), 12/30/03#
 3-Pt. FG 1, twice, last vs. Grand Valley State, 1/10/04
 Assists 1, 10 times, last vs. Michigan Tech, 2/28/04
 Steals 2, twice, last vs. Gannon, 1/22/04
 Blocks 1, twice, last vs. Northern Michigan, 2/26/04
 #Neutral Site

2003-04 FSU MEN'S BASKETBALL

Most Minutes Played (Season): 865- Willie Thomas

Double-Figure Scoring Games: 23 - Willie Thomas; 17 - Carlton Epps; 16 - Dennis Springs; 9 - Michael Daniels; 6 - Corey Epps, Willie Burrel; 4 - Jeffery Shanahan; 3 - Terrance Shaw; 1 - Nathan Wruble

20-Plus Point Games: 9 - Carlton Epps; 8 - Willie Thomas; 1 - Corey Epps, Dennis Springs

30-Plus Point Games: 3 - Carlton Epps

Team-High Scoring Honors: 12 - Willie Thomas; 9 - Carlton Epps; 3 - Michael Daniels; 2 - Corey Epps, Dennis Springs; 1 - Jeffery Shanahan

Team-High Rebounding Honors: 6 - Carlton Epps; 5 - Terrance Shaw; 4 - Willie Thomas, Michael Daniels, Jeffery Shanahan; 3 - Dennis Springs, Willie Burrel; 1 - Corey Epps, Nathan Wruble

Double-Figure Rebounding Games: 2 - Jeffery Shanahan; 1 - Willie Thomas

Team-High Assists Honors: 21 - Dennis Springs; 5 - Willie Thomas; 2 - Carlton Epps; 1 - Corey Epps, Terrance Shaw

Team-High Steals Honors: 13 - Carlton Epps; 7 - Dennis Springs, Willie Thomas; 5 - Corey Epps; 4 - Jeffery Shanahan; 1 - Nathan Wruble, Michael Daniels

Team-High Blocks Honors: 11 - Terrance Shaw; 10 - Willie Thomas; 6 - Willie Burrel, Carlton Epps; 3 - Nathan Wruble; 2 - Jeffery Shanahan, Michael Daniels; 1 - Corey Epps, C.J. Van Wieren

Double-Figure Assist Games: 1 - Dennis Springs

THE LAST TIME IT HAPPENED

FSU scored 100 points at home:

12/18/99 vs. Grace Bible

FSU scored 100 points on the road:

12/14/02 at Olivet (W, 109-85)

FSU gave up 100 points at home:

12/18/01 vs. St. Joseph's (Ind.)

FSU gave up 100 points on the road:

12/29/00 at Southern Indiana

FSU shot over 50 percent:

2/14/04 at Lake Superior State (50.0%)

FSU shot over 60 percent:

12/14/02 at Olivet (63.1%)

A Bulldog scored 20 points:

2/28/04, Dennis Springs, 21, vs. Michigan Tech

A Bulldog scored 30 points:

2/14/04, Carlton Epps, 34, at Lake Superior State

A Bulldog scored 40 points:

1/19/02, Marcus Wallace, 40, vs. Grand Valley State

A Bulldog had 10 rebounds:

2/12/04, Willie Thomas, 10, vs. Saginaw Valley State

A Bulldog had 15 rebounds:

2/27/98, Ray Waits, 18, vs. Ashland

A Bulldog had 20 rebounds:

2/14/87, Gerald Woodberry, 20, vs. Lake Superior State

A Bulldog had 10 assists:

1/10/04, Dennis Springs, 13, vs. Grand Valley State

FSU RECORD BY CONFERENCE

Great Lakes Intercollegiate Athletic Conference (GLIAC)	14-4
Great Lakes Valley Conference (GLVC)	0-3
Mid-American Conference (MAC)	0-1
Chicagoland Collegiate Athletic Conference (CCAC)	0-1
Wolverine-Hoosier Athletic Conference (WHAC)	0-1
Pennsylvania State Athletic Conference (PSAC)	0-1
West Virginia Intercollegiate Athletic Conference (WVIAC)	0-1
Michigan Intercollegiate Athletic Association (MIAA)	0-1

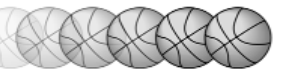
BULLDOG RESULTS BY SCORING MARGIN

Points	1	2	3	4	5	6	7	8	9	10	11	12	13	14	15	16-20	21-30	31-39	40+
Wins				2		1	1		2			1	1	1		3		2	
Losses	1			3		1		1			2		2		1	1		1	





Ferris State Men's Basketball



LEAGUE & NATIONAL RANKINGS/STATISTICS

National Association of Basketball Coaches/ Division II Bulletin Top 25 Poll (Feb. 24, 2004)

Records Through Feb. 15, 2004

School	Record	Last Ranking
1. Metropolitan State (Colo.)	.23-2	.2nd
2. South Dakota State	.25-3	.3rd
3. Washburn (Kan.)	.23-1	.5th
4. Tarleton State (Texas)	.22-3	.1st
5. Nebraska-Kearney	.23-2	.7th
6. Cal-State San Bernardino	.22-1	.8th
7. Valdosta State (Ga.)	.22-2	.10th
8. Pfeiffer (N.C.)	.22-2	.4th
9. Francis Marion (S.C.)	.23-2	.12th
10. Kennesaw State (Ga.)	.24-4	.14th
11. Northwest Missouri State	.22-3	.6th
12. Henderson State (Ark.)	.21-4	.15th
13. Michigan Tech	.19-4	.18th
14. Lewis (Ill.)	.21-4	.20th
15. Humbolt State (Calif.)	.20-5	.9th
16. California (Pa.)	.20-5	.21st
17. Southern Indiana	.20-5	.13th
18. Massachusetts-Lowell	.21-5	.22nd
19. Bowie State (Md.)	.22-4	.16th
20. Brigham Young-Hawaii	.19-4	.23rd
21. Rollins (Fla.)	.22-4	.24th
22. Christian Brothers (Tenn.)	.19-5	.11th
23. Florida Gulf Coast	.20-4	.17th
24. Cal Poly Pomona	.18-5	.25th
25. Philadelphia	.24-5	.NR

Next Ranking: Tuesday, March 2

FSU IN THE GLIAC STATISTICS

(*Thru March 1, 2004*)

All Games

GLIAC Games Only

Scoring Offense	2nd	76.0	1st	77.8
Scoring Defense	10th	74.2	7th	69.9
Scoring Margin	7th	+1.7	2nd	+7.9
Free Throw %	6th	.690	6th	.708
Field Goal %	10th	.439	7th	.453
Field Goal % Defense	13th	.474	6th	.444
3-pt. Field Goal %	2nd	.396	2nd	.398
3-pt. Field Goal % Def.	5th	.345	1st	.287
Rebounding Offense	8th	35.9	1st	38.5
Rebounding Defense	T10th	35.4	7th	34.2
Rebounding Margin	9th	+0.5	1st	+4.3
Blocked Shots	4th	3.41	T1st	3.94
Assists	2nd	16.33	1st	17.00
Steals	1st	10.96	1st	10.50
Turnover Margin	2nd	+3.22	2nd	+2.78
Assist/Turnover Ratio	3rd	1.07	2nd	1.15
Offensive Rebounds	2nd	14.11	1st	14.89
Defensive Rebounds	12th	21.81	5th	23.61
3-pt. Field Goals Made	2nd	8.63	3rd	8.11

Individual Statistics

WILLIE THOMAS

Scoring	8th	16.7	6th	16.5
Assists	14th	2.85	11th	2.94
Steals	6th	1.89	T6th	1.78
3-pt. Field Goals Made	2nd	3.37	2nd	3.17
Blocked Shots	T11th	0.74	T6th	0.83
Defensive Rebounds	23rd	3.33	T19th	3.39
3-pt. Field Goal %			20th	.377

DENNIS SPRINGS

Assists	1st	6.12	1st	6.72
Scoring	30th	10.8	22nd	11.2
Steals	7th	1.88	T6th	1.78
Assist/Turnover Ratio	2nd	2.65	2nd	3.03
Offensive Rebounds	22nd	1.65	T15th	1.83
Free Throw %			14th	.750
Field Goal %			22nd	.478

CARLTON EPPS

Scoring	11th	14.7	10th	14.8
Field Goal %	20th	.464	24th	.471
Assists	17th	2.52	18th	2.44
Steals	T2nd	2.37	2nd	2.44
3-pt. Field Goal %	T2nd	.500	4th	.494
3-pt. Field Goals Made	4th	2.59	5th	2.44
Free Throw %			5th	.830

MICHAEL DANIELS

Offensive Rebounds	4th	2.54	3rd	2.83
Rebounding	23rd	4.8	15th	5.3
Blocked Shots			T27th	0.56

WILLIE BURREL

Offensive Rebounds	17th	1.80	T8th	2.28
Rebounding			27th	4.6
Field Goal %			29th	.452

COREY EPPS

Steals	14th	1.48	12th	1.56
3-pt. Field Goal %	13th	.392	17th	.385
Assists			T28th	1.94

TERRANCE SHAW

Blocked Shots	T14th	0.72	T11th	0.72
---------------	-------	------	-------	------

JEFFERY SHANAHAN

Offensive Rebounds	15th	1.85	T19th	1.76
Blocked Shots			30th	0.53



North Division

(As of March 2, 2004)

School	Conference			Overall		
	W	L	Pct.	W	L	Pct.
Ferris State ♦	14	4	.778	14	13	.519
Michigan Tech ♦	13	5	.722	19	6	.760
Northern Michigan ♦	10	8	.556	16	11	.593
Northwood ♦	10	8	.556	16	11	.593
Grand Valley State	6	12	.333	14	13	.519
Saginaw Valley State	3	15	.167	9	18	.333
Lake Superior State	2	16	.111	9	19	.321

South Division

Findlay ♦	13	4	.765	21	6	.778
Gannon ♦	12	5	.706	21	6	.778
Wayne State ♦	11	6	.647	17	10	.630
Mercyhurst ♦	10	7	.588	16	11	.593
Hillsdale	6	11	.353	13	14	.481
Ashland	4	13	.235	11	16	.407

GLIAC Schedule/Scores

Tuesday, March 2

GLIAC Tournament Quarterfinals

Northern Michigan (North #3) at Michigan Tech (North #1), 7 p.m.

Mercyhurst (South #4) at Findlay (South #1), 7 p.m.

Northwood (North #4) at Ferris State (North #1), 8 p.m.

Wayne State (South #3) at Gannon (South #2), 8 p.m.

Friday, March 5

GLIAC Tournament Semifinals

Held at Highest Remaining Seed, Pairings & Times TBA

Saturday, March 6

GLIAC Tournament Finals

Held at Highest Remaining Seed, Pairing & Time TBA

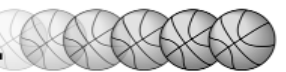
All times Eastern and subject to change
♦ – Clinched GLIAC Tourney Berth
Seeding Indicated In Parenthesis

*Teams will be reseeded following the quarterfinals based on league records





Ferris State Men's Basketball



2003-04 GAME-BY-GAME RECAPS

GAME #1

Nov. 15, 2003
at Romeoville, Ill. (656)

Ferris State	36	27	-	63
Lewis (Ill.)	42	34	-	76

Stats	FG%	3PT%	FT%	Reb.	TO	F
FSU	36.7	40.7	50.0	23	14	21
LU	52.2	50.0	67.9	43	26	15

Leaders	Points	Rebounds
FSU	Thomas, 19	Shanahan, 7
LU	McGhee, 16	Holmes, 12

Notes: FSU led by as many as eight points in the first half before Lewis stormed back in the Bulldogs' 76th season opener.

GAME #4

Nov. 22, 2003
at Grand Rapids, Mich. (400)

Ferris State	44	33	-	77
Cornerstone	45	36	-	81

Stats	FG%	3PT%	FT%	Reb.	TO	F
FSU	35.9	34.6	75.0	39	16	19
CU	51.9	61.5	73.9	44	21	16

Leaders	Points	Rebounds
FSU	Thomas, 26	Corey Epps, 7
CU	Freund, 20	Wurn, 7

Notes: Despite a game-high 26 points from Willie Thomas, the Golden Eagles pulled out a victory in the consolation game of their tourney.

GAME #7

Dec. 11, 2003
at Big Rapids, Mich. (581)

Lake Superior State	20	45	-	65
Ferris State	38	50	-	88

Stats	FG%	3PT%	FT%	Reb.	TO	F
FSU	47.6	36.8	30.0	50	9	21
LSSU	35.6	23.5	73.1	38	16	13

Leaders	Points	Rebounds
FSU	Thomas, 27	Thomas, 9
LSSU	Jamison, 25	Jamison, 10

Notes: Ferris posted its second consecutive win by outscoring LSSU 38-20 in the first half at Big Rapids (Mich.) High School.

GAME #10

Dec. 20, 2003
at Evansville, Ind. (2,200)

Ferris State	43	19	-	62
Southern Indiana	36	53	-	89

Stats	FG%	3PT%	FT%	Reb.	TO	F
FSU	36.7	44.4	60.0	26	25	22
USI	59.3	30.0	65.5	42	23	10

Leaders	Points	Rebounds
FSU	Thomas, 29	Shaw, 4
USI	Oden, 20	Harris, 9

Notes: FSU took a seven-point halftime lead at top-ranked USI before falling in the Sprint PCS/Southern Indiana Challenge.

GAME #2

Nov. 17, 2003
at Mount Pleasant, Mich. (2,575)

Ferris State	33	25	-	58
Central Michigan	33	40	-	73

Stats	FG%	3PT%	FT%	Reb.	TO	F
FSU	35.6	05.6	93.8	37	25	16
CMU	48.3	38.1	64.3	36	24	15

Leaders	Points	Rebounds
FSU	Corey Epps, 12	Thomas, 9
CMU	Brigitha, 18	Brigitha, 8

Notes: Ferris led by 12 points six minutes into the game but the NCAA-I Chippewas responded to win in the first series' meeting since 1990.

GAME #5

Dec. 4, 2003
at Findlay, Ohio (500)

Ferris State	37	21	-	58
Findlay	28	41	-	69

Stats	FG%	3PT%	FT%	Reb.	TO	F
FSU	36.7	35.7	44.4	36	21	26
UF	41.8	5.9	68.8	42	16	12

Leaders	Points	Rebounds
FSU	Two Tied, 12	Shanahan, 10
UF	Pfeifer, 15	Rethman, 9

Notes: Ninth-ranked Findlay went on an 18-0 run in the second half to edge FSU, which led by nine points at halftime.

GAME #8

Dec. 13, 2003
at University Center, Mich. (401)

Ferris State	39	49	-	88
Saginaw Valley State	29	47	-	76

Stats	FG%	3PT%	FT%	Reb.	TO	F
FSU	42.9	42.1	73.7	46	14	16
SVSU	50.0	33.3	64.7	35	24	15

Leaders	Points	Rebounds
FSU	Thomas, 29	Shaw, 8
SVSU	Brown, 25	Brown, 10

Notes: Ferris ran its winning streak to three straight games as senior Willie Thomas hit seven treys and the Bulldogs forced 24 miscues.

GAME #11

Dec. 29, 2003
at Erie, Pa. (301)

Ferris State	45	34	-	79
Cheyney (Pa.)	35	55	-	90

Stats	FG%	3PT%	FT%	Reb.	TO	F
FSU	37.7	34.4	52.6	36	12	23
CU	52.7	43.8	75.8	45	18	13

Leaders	Points	Rebounds
FSU	Thomas, 25	Daniels, 7
CU	Gloster, 26	Frazier, 10

Notes: The Bulldogs dropped their opening game in the 30th annual Porreco Cup at Gannon University's Hammermill Center.

GAME #3

Nov. 21, 2003
at Grand Rapids, Mich. (200)

Ferris State	48	25	-	73
St. Xavier (Ill.)	39	35	-	74

Stats	FG%	3PT%	FT%	Reb.	TO	F
FSU	43.1	36.0	61.5	26	9	21
SXU	55.6	61.5	64.0	38	22	19

Leaders	Points	Rebounds
FSU	Springs, 13	Carlton Epps, 7
SXU	Telander, 25	Regan/Watson, 7

Notes: The Bulldogs led by 17 points in the first game of the Cornerstone Classic before the Cougars rallied at Byron Center High School.

GAME #6

Dec. 6, 2003
at Ashland, Ohio (750)

Ferris State	46	40	-	86
Ashland	35	31	-	66

Stats	FG%	3PT%	FT%	Reb.	TO	F
FSU	49.3	52.6	90.9	41	22	20
AU	44.1	36.8	46.7	33	24	15

Leaders	Points	Rebounds
FSU	Carlton Epps, 26	Shanahan, 14
AU	Emmons, 18	Emmons, 7

Notes: The Bulldogs won their first game of the year against the Eagles, who gave up 16 offensive boards in the league tilt.

GAME #9

Dec. 19, 2003
at Evansville, Ind. (500)

Ferris State	27	50	-	77
Indianapolis	37	53	-	90

Stats	FG%	3PT%	FT%	Reb.	TO	F
FSU	44.3	45.8	70.6	30	19	24
Indy	49.1	43.3	77.8	36	22	12

Leaders	Points	Rebounds
FSU	Carlton Epps, 22	Shaw, 5
Indy	Logan, 27	Wright, 13

Notes: Nationally-ranked Indianapolis took a 10-point halftime advantage and beat FSU at the Sprint PCS/Southern Indiana Challenge.

GAME #12

Dec. 30, 2003
at Erie, Pa. (296)

Ferris State	38	36	10	84
Glenville State	36	38	14	88

Stats	FG%	3PT%	FT%	Reb.	TO	F
FSU	59.3	52.4	50.0	28	15	22
GSC	60.0	46.7	70.0	25	11	12

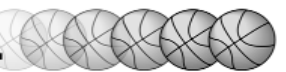
Leaders	Points	Rebounds
FSU	Carlton Epps, 24	Thomas, 6
GSC	Burge, 27	Taylor, 5

Notes: Ferris lost an overtime decision in the consolation game of the Porreco Cup to Glenville State (W.Va.).





Ferris State Men's Basketball



2003-04 GAME-BY-GAME RECAPS

GAME #13

Jan. 3, 2004
at Grand Rapids, Mich. (2,341)

Ferris State	43	34	-	77
Calvin	42	43	-	85

Stats	FG%	3PT%	FT%	Reb.	TO	F
FSU	43.8	54.5	33.3	32	13	24
Calvin	57.8	52.4	73.3	32	18	12

Leaders	Points	Rebounds
FSU	Carlton Epps, 30	Carlton Epps, 7
Calvin	Shilts, 20	Smalligan, 11

Notes: FSU scored only four points in the final nine minutes as rival Calvin rallied back to beat Ferris State at the Calvin Fieldhouse.

GAME #16

Jan. 17, 2004
at Big Rapids, Mich. (582)

Wayne State	24	51	-	75
Ferris State	31	40	-	71

Stats	FG%	3PT%	FT%	Reb.	TO	F
WSU	51.1	16.7	83.3	21	11	13
FSU	49.1	37.5	65.0	34	17	18

Leaders	Points	Rebounds
WSU	Edwards, 18	Simpson, 6
FSU	Thomas, 17	Three Tied, 5

Notes: The Bulldogs were outscored by nine points in the final six minutes as the Warriors earned a league road win.

GAME #19

Jan. 29, 2004
at Big Rapids, Mich. (704)

Northwood	29	27	-	56
Ferris State	39	39	-	78

Stats	FG%	3PT%	FT%	Reb.	TO	F
NU	33.9	13.6	72.2	41	22	12
FSU	37.3	40.0	100.0	43	15	18

Leaders	Points	Rebounds
NU	Kreckovic, 14	Broker, 9
FSU	Carlton Epps, 30	Spring, 7

Notes: Ferris took a 10-point halftime lead and outscored Northwood by 12 points in the final half to win its third consecutive contest.

GAME #22

Feb. 12, 2004
at Big Rapids, Mich. (576)

Saginaw Valley St.	34	35	-	69
Ferris State	35	53	-	88

Stats	FG%	3PT%	FT%	Reb.	TO	F
SVSU	41.9	16.7	73.7	32	19	14
FSU	50.0	33.3	80.0	44	18	18

Leaders	Points	Rebounds
SVSU	Parker, 17	Parker, 8
FSU	Thomas, 20	Thomas, 10

Notes: The Bulldogs tallied 53 second-half points in moving a game closer to their first league tourney berth in six seasons.

GAME #14

Jan. 10, 2004
at Big Rapids, Mich. (783)

Grand Valley State	42	40	-	82
Ferris State	49	39	-	88

Stats	FG%	3PT%	FT%	Reb.	TO	F
GVSU	48.2	50.0	73.9	32	15	15
FSU	51.6	51.7	69.2	31	12	18

Leaders	Points	Rebounds
GVSU	Wallace, 27	Two Tied, 6
FSU	Carlton Epps, 27	Two Tied, 5

Notes: Ferris tied a school-record with 15 three-pointers in a key league win over its archrival at Jim Wink Arena.

GAME #17

Jan. 22, 2004
at Big Rapids, Mich. (581)

Gannon	29	38	-	67
Ferris State	29	45	-	74

Stats	FG%	3PT%	FT%	Reb.	TO	F
GU	46.3	25.0	65.0	33	18	18
FSU	45.2	23.8	72.2	38	16	16

Leaders	Points	Rebounds
GU	Rainey, 19	Husted, 10
FSU	Carlton Epps, 23	Shaw, 8

Notes: Ferris State went on an 18-4 run in the final 4:36 to claim a conference home win over Gannon at Jim Wink Arena.

GAME #20

Feb. 5, 2004
at Houghton, Mich. (1,716)

Ferris State	24	31	-	55
Michigan Tech	28	43	-	71

Stats	FG%	3PT%	FT%	Reb.	TO	F
FSU	33.8	17.6	54.5	39	12	17
MTU	54.3	40.0	68.4	34	14	14

Leaders	Points	Rebounds
FSU	Two tied, 14	Carlton Epps, 8
MTU	Buettner, 28	Buettner, 9

Notes: Michigan Tech, which was ranked 14th nationally, won the GLIAC North Division's First-Place battle by scoring 43 second half points.

GAME #23

Feb. 14, 2004
at Sault Ste. Marie, Mich. (450)

Ferris State	39	49	-	88
Lake Superior St.	28	51	-	79

Stats	FG%	3PT%	FT%	Reb.	TO	F
FSU	50.0	73.3	71.4	34	14	18
LSSU	41.0	33.3	80.8	40	17	17

Leaders	Points	Rebounds
FSU	Carlton Epps, 34	Shaw, 8
LSSU	Marquardt, 15	Marquardt, 13

Notes: Ferris clinched its first GLIAC Tourney berth since 1997-98 behind a career-best 34-point performance from Carlton Epps.

GAME #15

Jan. 15, 2004
at Hillsdale, Mich. (500)

Ferris State	26	47	-	73
Hillsdale	34	35	-	69

Stats	FG%	3PT%	FT%	Reb.	TO	F
FSU	40.9	28.6	75.0	40	14	26
HC	46.7	29.4	81.5	30	19	21

Leaders	Points	Rebounds
FSU	Thomas, 14	Spring, 9
HC	Coe, 23	Kliokys, 8

Notes: The Bulldogs rallied to post a league road win as Willie Thomas and Dennis Springs sank free throws in the closing moments.

GAME #18

Jan. 24, 2004
at Big Rapids, Mich. (527)

Mercyhurst	25	41	-	66
Ferris State	41	39	-	80

Stats	FG%	3PT%	FT%	Reb.	TO	F
MC	41.2	30.0	69.2	30	22	20
FSU	50.0	54.5	75.0	34	18	22

Leaders	Points	Rebounds
MC	Helm, 32	Helm, 9
FSU	Thomas, 24	Carlton Epps, 7

Notes: FSU opened a 16-point halftime lead in a battle of the GLIAC's divisional leaders at Jim Wink Arena.

GAME #21

Feb. 8, 2004
at Marquette, Mich. (1,243)

Ferris State	35	38	-	73
Northern Michigan	40	39	-	79

Stats	FG%	3PT%	FT%	Reb.	TO	F
FSU	45.6	31.8	77.8	27	12	20
NMU	50.0	21.4	82.8	35	15	16

Leaders	Points	Rebounds
FSU	Daniels, 15	Burrell, 6
NMU	R. Volcy, 17	R. Volcy, 9

Notes: The Bulldogs dropped their second consecutive game in Michigan's Upper Peninsula at the Berry Events Center.

GAME #24

Feb. 16, 2004
at Allendale, Mich. (1,637)

Ferris State	41	50	-	91
Grand Valley St.	36	42	-	78

Stats	FG%	3PT%	FT%	Reb.	TO	F
FSU	49.3	38.5	76.5	41	12	18
GVSU	50.0	40.9	35.0	36	14	13

Leaders	Points	Rebounds
FSU	Corey Epps, 21	Daniels, 6
GVSU	James, 15	Two tied, 7

Notes: Ferris surged past rival GVSU behind 21 points from Corey Epps and 20 points from Carlton Epps.



Ferris State Men's Basketball

2003-04 GAME-BY-GAME RECAPS

GAME #25

Feb. 21, 2004
at Midland, Mich. (1,103)

Ferris State	44	39	-	83
Northwood	34	45	-	79

Stats	FG%	3PT%	FT%	Reb.	TO	F
FSU	48.4	40.0	63.0	36	12	23
NU	54.2	33.3	36.0	35	17	22

Leaders	Points	Rebounds
FSU	Carlton Epps, 17	Burrel, 8
NU	Logan, 30	Kamm, 8

Notes: Ferris secured a league tournament quarterfinal round home game by defeating Northwood at the Bennett Sports Center.

GAME #26

Feb. 26, 2004
at Big Rapids, Mich. (951)

Northern Michigan	31	20	-	51
Ferris State	33	36	-	69

Stats	FG%	3PT%	FT%	Reb.	TO	F
NMU	33.3	21.1	64.7	33	21	13
FSU	49.1	38.9	66.7	37	19	15

Leaders	Points	Rebounds
NMU	Holt, 16	LePage, 6
FSU	Thomas, 17	Daniels, 6

Notes: Ferris beat NMU to set up a showdown with Michigan Tech for the GLIAC North Division Championship.

GAME #28

Feb. 28, 2004
at Big Rapids, Mich. (1,025)

Michigan Tech	28	33	-	61
Ferris State	37	33	-	70

Stats	FG%	3PT%	FT%	Reb.	TO	F
MTU	37.7	30.0	83.3	35	11	14
FSU	40.6	45.8	60.0	42	8	17

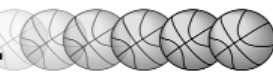
Leaders	Points	Rebounds
MTU	Two tied, 23	Buettner, 7
FSU	Springs, 21	Two tied, 6

Notes: The Bulldogs clinched their first GLIAC North Division Championship since 1994-95 by beating the three-time defending champions.





Ferris State Men's Basketball



INDIVIDUAL CAREER LEADERS

POINTS

2,312	Dennis Johnson	1969-73
1,962	Jesse Mangham	1966-72
1,910	Clarence Carlisle	1969-73
1,846	Dannie Hayes	1991-95
1,839	Bernie Kilpatrick	1961-65
1,713	Jarvis Walker	1985-89
1,597	Adam Anderson	1998-03
1,450	Marcus Kennedy	1986-89
1,437	Lewis Garner	1971-75
1,380	Mike Bohnet	1959-62
1,377	David Tuck	1986-90
1,370	Art Tetzlaff	1967-71
1,296	Ty Miller	1990-94
1,239	Zarie Phillips	1993-98
1,177	Ray Waits	1996-99
1,176	Richard Legreair	1985-89
1,161	Ted Bee	1973-77
1,098	Mike Gillespie	1979-83
1,082	Craig Chappell	1984-88
1,073	Toy Palmer	1959-62
1,018	Rudy Ransom	1962-65
1,004	Gerald Busby	1980-83
981	Bob Fowler	1976-79
930	Dave Swilley	1980-83
926	Carlton Epps	2001-

THREE-POINT FG

166	Aaron Nauta	1996-00
160	Willie Thomas	2002-
143	Joe Blankenship	1991-93
136	Carlton Epps	2001-
135	David Tuck	1986-90
129	Dannie Hayes	1991-95
123	Leon Larthridge	1989-91
116	Randy Prince	1994-96
105	Zarie Phillips	1993-98
	Ty Miller	1990-94
104	Marcus Wallace	2000-02

STEALS*

227	Ty Miller	1990-94
202	Jarvis Walker	1985-89
173	Carlton Epps	2001-
157	Richard Legreair	1985-89
149	Zarie Phillips	1993-98
125	Dannie Hayes	1991-95
113	Corey Epps	2001-
112	Day Day Smith	1996-98
110	Ray Waits	1996-99
106	Aaron Nauta	1996-00

*Team began recording steals in 1986-87

THREE-POINT FG PCT.

.470 (78-166)	Charlie Balmer	1995-97
.458 (65-142)	Nick Smith	1995-97
.428 (83-194)	Craig Chappell	1986-88
.426 (49-118)	Chris Smith	1990-91
.412 (136-330)	Carlton Epps	2001-
.404 (116-287)	Randy Prince	1994-96
.396 (105-265)	Ty Miller	1990-94
.395 (45-114)	Rafeal Peterson	1993-95
.392 (123-314)	Leon Larthridge	1989-91
.371 (160-431)	Willie Thomas	2002-

(min. 100 attempts)

BLOCKS*

142	Adam Anderson	1998-03
88	Marcus Kennedy	1986-89
72	Greg Hibbitts	1988-90
59	Day Day Smith	1996-98
43	James Hudson	1989-92
40	Willie Thomas	2002-
39	Dannie Hayes	1991-95
37	Marcus Tumblin	1989-93
34	Carlton Epps	2001-
33	David Tuck	1986-89

*Team began recording blocks in 1986-87

REBOUNDS

1,156	Dennis Johnson	1969-73
999	Bernie Kilpatrick	1961-65
763	Art Tetzlaff	1967-71
750	Ted Bee	1973-77
724	Jesse Mangham	1966-72
693	Jarvis Walker	1985-89
676	Marcus Kennedy	1986-89
650	Gerald Woodberry	1985-87
616	Adam Anderson	1998-03
606	Mike Bohnet	1959-62
594	Toy Palmer	1959-62
587	Ray Waits	1996-99
551	Dannie Hayes	1991-95
531	Larry Woodford	1970-73
520	Charles Fuller	1969-73
495	Rudy Ransom	1962-65
490	Kevin Oldenberg	1991-93
476	Mark Leighton	1980-82
461	Mitch Caskey	1971-74
454	Jerry Isler	1962-65
451	Marcus Tumblin	1989-93

FREE THROWS

528	Dennis Johnson	1969-73
484	Jesse Mangham	1966-72
482	Adam Anderson	1998-03
455	Ty Miller	1990-94
445	Dannie Hayes	1991-95
342	Clarence Carlisle	1969-73
338	Jarvis Walker	1985-89
335	Bernie Kilpatrick	1961-65
332	Marcus Kennedy	1986-89
295	Craig Chappell	1984-88

FREE THROW PCT.

.824 (145-176)	Rick Baillergeon	1978-81
.803 (228-284)	Mike Gray	1966-70
.791 (110-139)	Carlton Epps	2001-
.789 (172-218)	Bob Fowler	1976-79
.788 (216-271)	David Tuck	1986-90
.780 (117-150)	Tim Coletta	1973-77
.780 (142-182)	Lewis Garner	1972-75
.776 (104-134)	Delaine Rimmer	1982-85
.775 (100-129)	Dennis Springs	2002-
.775 (445-574)	Dannie Hayes	1991-95
.775 (231-298)	Tim Herman	1975-79

(min. 100 attempts)

FIELD GOALS

892	Dennis Johnson	1969-73
784	Clarence Carlisle	1969-73
752	Bernie Kilpatrick	1961-65
739	Jesse Mangham	1966-72
670	Jarvis Walker	1985-89
636	Dannie Hayes	1991-95
635	Lewis Garner	1971-75
567	Art Tetzlaff	1967-71
559	Marcus Kennedy	1986-89
555	Adam Anderson	1998-03

ASSISTS*

532	Jarvis Walker	1985-89
463	Ty Miller	1990-94
445	Tim Herman	1975-79
329	Jeff Byrd	1987-90
314	Dennis Springs	2002-
300	Mike Gillespie	1979-83
295	Randy Ross	1977-80
273	Kurt Stevens	1982-86
263	Lewis Garner	1972-75
248	Ted Bee	1973-77
237	James Munger	1971-74

*Team began recording assists in 1971-72

FIELD GOAL PCT.

.607 (559-921)	Marcus Kennedy	1986-89
.590 (265-449)	Day Day Smith	1996-98
.577 (273-473)	Kevin Oldenberg	1991-93
.565 (205-363)	Mark Leighton	1980-82
.564 (230-408)	Rafeal Peterson	1993-95
.555 (136-245)	Dennis Bale	1973-75
.548 (404-737)	Bob Fowler	1976-79
.547 (892-1,632)	Dennis Johnson	1969-73
.546 (377-391)	Ed Howell	1978-80
.543 (444-817)	Ray Waits	1996-99

(min. 200 attempts)

Returning Players in **Bold**



THE BULLDOG BASKETBALL TRADITION

The Ferris State men's basketball program ranks second to none in terms of its impressive tradition among the Great Lakes Intercollegiate Athletic Conference (GLIAC) member institutions.

Ferris has won more league titles (10) and made more NCAA Championship appearances (six) than any other conference member. In the 30-year history of the GLIAC, only the Bulldogs have won four-straight (1987-90) league championships.

In the history of men's basketball, the Bulldogs have made 11 national tournament appearances including an NCAA Division II Elite Eight berth in 1988. FSU also reached the national quarterfinal round at the National Association of Intercollegiate Athletics (NAIA) level in 1962.

Besides the school's 10 league titles, Ferris will be making its sixth GLIAC Tournament appearance and won the 1997-98 GLIAC Tournament championship. Along the way, the Bulldogs have produced 25 first-team all-conference selections and 46 All-GLIAC honorees since 1981. Four FSU players have went on to earn All-America accolades.

Ferris State has posted 37 winning campaigns and 41 non-losing seasons in its rich history. The Bulldogs have won 20 or more games in a season 16 times. The Bulldogs' 892 all-time wins includes 290 league victories along with a combined 324 triumphs at the Old and New Jim Wink Arenas.





Ferris State Men's Basketball



INDIVIDUAL SINGLE-SEASON LEADERS

POINTS

698	Dennis Johnson	1971-72
660	Jesse Mangham	1968-69
650	Ray Waits	1997-98
632	Dennis Johnson	1972-73
609	Dennis Johnson	1970-71
596	Marcus Kennedy	1987-88
577	Dannie Hayes	1993-94
568	Marcus Kennedy	1988-89
557	Clarence Carlisle	1970-71
555	Adam Anderson	2000-01
547	Lewis Garner	1974-75

THREE-POINT FG

91	Willie Thomas	2003-04
72	Joe Blankenship	1992-93
71	Joe Blankenship	1991-92
70	Carlton Epps	2003-04
69	Willie Thomas	2002-03
66	Marcus Wallace	2001-02
65	Leon Larthridge	1990-91
60	Randy Prince	1994-95
58	Leon Larthridge	1989-90
56	Randy Prince	1995-96
54	Zarie Phillips	1997-98

BLOCKS*

50	Adam Anderson	2000-01
41	Day Day Smith	1997-98
	Marcus Kennedy	1988-89
40	Adam Anderson	2002-03
	Greg Hibbitts	1989-90
33	Marcus Kennedy	1987-88
32	Greg Hibbitts	1988-89
28	Adam Anderson	1999-00
26	Johnathan Bowers	2000-01
26	Lenny Cotton	1987-88
25	Gerald Woodberry	1986-87
22	Dion Ferrell	1998-99

*Team began recording blocks in 1986-87

REBOUNDS

373	Gerald Woodberry	1986-87
355	Dennis Johnson	1970-71
286	Mike Bohnet	1961-62
285	Dennis Johnson	1971-72
283	Ray Waits	1997-98
277	Gerald Woodberry	1985-86
276	Marcus Kennedy	1987-88
266	Dennis Johnson	1972-73
265	Kevin Oldenberg	1992-93
	Bernard Kilpatrick	1962-63

THREE-POINT FG PCT.

.509 (54-106)	Charlie Ballmer	1995-96
.500 (70-140)	Carlton Epps	2003-04
.500 (32-64)	Ty Miller	1992-93
.500 (27-54)	Jarvis Walker	1988-89
.486 (52-107)	Craig Chappell	1987-88
.483 (43-89)	Nick Smith	1995-96
.439 (29-66)	Rafeal Peterson	1993-94
.437 (52-119)	Richard Legreair	1988-89
.432 (60-139)	Randy Prince	1994-95
.419 (54-129)	Dannie Hayes	1994-95

(min. 50 attempts)

FIELD GOALS

279	Dennis Johnson	1971-72
252	Dennis Johnson	1972-73
245	Jesse Mangham	1968-69
243	Lewis Garner	1974-75
236	Ray Waits	1997-98
226	Clarence Carlisle	1972-73
224	Marcus Kennedy	1988-89
	Marcus Kennedy	1987-88
221	Dennis Johnson	1970-71
218	Mike Bohnet	1961-62

FREE THROWS

179	Adam Anderson	2000-01
177	Ray Waits	1997-98
170	Jesse Mangham	1968-69
167	Dennis Johnson	1970-71
156	Adam Anderson	2002-03
148	Marcus Kennedy	1987-88
146	Dannie Hayes	1994-95
140	Dennis Johnson	1971-72
132	Ty Miller	1993-94
128	Dennis Johnson	1972-73

FIELD GOAL PCT.

.634 (154-243)	Day Day Smith	1997-98
.623 (224-359)	Marcus Kennedy	1987-88
.615 (224-364)	Marcus Kennedy	1988-89
.601 (122-203)	Rafeal Peterson	1994-95
.586 (109-186)	Kevin Oldenberg	1991-92
.584 (236-404)	Ray Waits	1997-98
.578 (137-237)	Mark Leighton	1980-81
.577 (199-345)	Bob Fowler	1978-79
.575 (172-299)	Ed Howell	1978-79
.575 (279-485)	Dennis Johnson	1971-72

(min. 100 attempts)

FREE THROW PCT.

.859 (61-71)	Lewis Garner	1974-75
.857 (60-70)	Rick Baillergeon	1980-81
.853 (58-68)	James Harris	1980-81
.841 (53-63)	Carlton Epps	2003-04
.839 (146-174)	Dannie Hayes	1994-95
.836 (82-98)	Leon Larthridge	1989-90
.829 (68-82)	Rick Baillergeon	1979-80
.825 (52-63)	Kurt Stevens	1984-85
.825 (85-103)	Bob Fowler	1977-78
.820 (50-61)	Leaondre Salter	1997-98

(min. 50 attempts)

ASSISTS*

186	Tim Herman	1977-78
172	Jarvis Walker	1987-88
161	Jarvis Walker	1986-87
159	Dennis Springs	2003-04
155	Dennis Springs	2002-03
139	Randy Ross	1979-80
	Lewis Garner	1974-75
138	Tim Herman	1976-77
132	Jeff Byrd	1989-90
125	Ty Miller	1991-92
123	James Munger	1973-74
122	Randy Ross	1979-80

*Team began recording assists in 1971-72

Returning Players in **Bold**

STEALS*

69	Day Day Smith	1997-98
68	Ray Waits	1997-98
65	Ty Miller	1993-94
	Ty Miller	1992-93
64	Carlton Epps	2003-04
63	Richard Legreair	1987-88
62	Jarvis Walker	1986-87
61	Jarvis Walker	1987-88
58	Carlton Epps	2001-02
54	Ty Miller	1991-92

*Team began recording steals in 1986-87



SEASON HONORS

Willie Thomas

GLIAC North Division Player of the Week
Dec. 15, 2003

Carlton Epps

GLIAC North Division Player of the Week
Jan. 12, 2004



2003-04 Ferris State Men's Basketball
 Ferris State Combined Team Statistics (Feb. 28, 2004)
 All games

RECORD:	OVERALL	HOME	AWAY	NEUTRAL
ALL GAMES.....	(14-13)	(8-1)	(6-8)	(0-4)
CONFERENCE.....	(14-4)	(8-1)	(6-3)	(0-0)
NON-CONFERENCE.....	(0-9)	(0-0)	(0-5)	(0-4)

#	Player	GP-GS	Min--Avg	---TOTAL---		---3-PTS---		FT-FTA	Pct	----REBOUNDS----				PF	FO	A	TO	Blk	Stl	Pts	Avg
				FG-FGA	Pct	3FG-FGA	Pct			Off	Def	Tot	Avg								
03	Dennis Springs.....	26-26	832 32.0	107-241	.444	22-67	.328	45-60	.750	43	46	89	3.4	49	2	159	60	0	49	281	10.8
04	Joe DeMartin.....	9-0	10 1.1	3-7	.429	0-1	.000	1-1	1.000	1	1	2	0.2	1	0	1	3	0	0	7	0.8
10	David Clarke.....	11-0	14 1.3	3-9	.333	3-8	.375	1-2	.500	0	1	1	0.1	0	0	5	1	0	3	10	0.9
12	Terrance Shaw.....	25-1	377 15.1	43-93	.462	0-1	.000	21-34	.618	32	56	88	3.5	38	0	16	31	18	10	107	4.3
20	Corey Epps.....	27-2	608 22.5	60-150	.400	31-79	.392	21-29	.724	16	45	61	2.3	47	0	53	41	7	40	172	6.4
22	Carlton Epps.....	27-26	785 29.1	137-295	.464	70-140	.500	53-63	.841	37	67	104	3.9	75	1	68	53	11	64	397	14.7
23	Michael Daniels....	26-21	573 22.0	82-195	.421	5-18	.278	41-58	.707	66	60	126	4.8	69	2	10	44	10	15	210	8.1
30	Jeffery Shanahan...	26-11	428 16.5	60-126	.476	3-8	.375	13-26	.500	48	62	110	4.2	62	3	21	31	10	27	136	5.2
32	Willie Burrel.....	25-5	432 17.3	65-150	.433	6-24	.250	26-41	.634	45	50	95	3.8	38	0	13	34	8	18	162	6.5
33	C.J. Van Wieren....	19-1	118 6.2	18-35	.514	2-4	.500	8-15	.533	5	10	15	0.8	22	0	10	15	2	8	46	2.4
34	Willie Thomas.....	27-27	865 32.0	169-392	.431	91-239	.381	22-31	.710	15	90	105	3.9	52	0	77	68	20	51	451	16.7
42	Nathan Wruble.....	26-15	331 12.7	23-54	.426	0-0	.000	21-33	.636	31	52	83	3.2	75	7	7	23	5	10	67	2.6
44	John Terrell.....	14-0	52 3.7	2-11	.182	0-0	.000	1-4	.250	6	3	9	0.6	11	0	1	5	1	1	5	0.4
TEAM.....										36	46	82	3.0	0		4					

Total.....	27	5425	772-1758	.439	233-589	.396	274-397	.690	381	589	970	35.9	539	15	441	413	92	296	2051	76.0
Opponents.....	27	5425	690-1456	.474	174-505	.345	450-646	.697	292	664	956	35.4	401	-	409	500	78	187	2004	74.2

TEAM STATISTICS	FS	OPP	DATE	OPPONENT	W/L	SCORE	ATTEND
SCORING.....	2051	2004	11/15/03	at Lewis (Ill.)	L	63-76	656
Points per game.....	76.0	74.2	11/17/03	at Central Michigan	L	58-73	2575
Scoring margin.....	+1.7	-	&11/21/03	vs St. Xavier (Ill.)	L	73-74	200
FIELD GOALS-ATT.....	772-1758	690-1456	&11/22/03	at Cornerstone	L	77-81	400
Field goal pct.....	.439	.474	*12/04/03	at Findlay	L	58-69	500
3 POINT FG-ATT.....	233-589	174-505	*12/06/03	at Ashland	W	86-66	750
3-point FG pct.....	.396	.345	*@12/11/03	LAKE SUPERIOR STATE	W	88-65	581
3-pt FG made per game..	8.6	6.4	*12/13/03	at Saginaw Valley State	W	88-76	401
FREE THROWS-ATT.....	274-397	450-646	^12/19/03	vs Indianapolis	L	77-90	500
Free throw pct.....	.690	.697	^12/20/03	at Southern Indiana	L	62-89	2200
REBOUNDS.....	970	956	#12/29/03	vs Cheyney (Pa.)	L	79-90	301
Rebounds per game.....	35.9	35.4	#12/30/03	vs Glenville State (W.Va.)	LOT	84-88	296
Rebounding margin.....	+0.5	-	1/3/04	at Calvin	L	77-85	2341
ASSISTS.....	441	409	*1/10/04	GRAND VALLEY STATE	W	88-82	783
Assists per game.....	16.3	15.1	*1/15/04	at Hillsdale	W	73-69	500
TURNOVERS.....	413	500	*1/17/04	WAYNE STATE	L	71-75	582
Turnovers per game.....	15.3	18.5	*1/22/04	GANNON	W	74-67	581
Turnover margin.....	+3.2	-	*1/24/04	MERCYHURST	W	80-66	527
Assist/turnover ratio..	1.1	0.8	*1/29/04	NORTHWOOD	W	78-56	704
STEALS.....	296	187	*2/5/04	at Michigan Tech	L	55-71	1716
Steals per game.....	11.0	6.9	*2/8/04	at Northern Michigan	L	73-79	1243
BLOCKS.....	92	78	*2/12/04	SAGINAW VALLEY STATE	W	88-69	576
Blocks per game.....	3.4	2.9	*2/14/04	at Lake Superior State	W	88-79	450
WINNING STREAK.....	6	-	*2/16/04	at Grand Valley State	W	91-78	1637
Home win streak.....	6	-	*2/21/04	at Northwood	W	83-79	1103
ATTENDANCE.....	6310	17769	*2/26/04	NORTHERN MICHIGAN	W	69-51	951
Home games-Avg/Game....	9-701	14-1177	*2/28/04	MICHIGAN TECH	W	70-61	1025
Neutral site-Avg/Game..	-	4-324					

SCORE BY PERIODS:	1st	2nd	OT	Total
Ferris State.....	1020	1021	10	2051
Opponents.....	899	1091	14	2004

* - Great Lakes Intercollegiate Athletic Conference (GLIAC) Game
 @ - Held at Big Rapids (Mich.) High School
 & - Cornerstone Raymond James Classic (Grand Rapids, Mich.)
 ^ - Sprint PCS/Southern Indiana Challenge (Evansville, Ind.)
 # - Porreco Cup (Erie, Pa.)
 % - Campus Site To Be Determined

2003-04 Ferris State Men's Basketball
 Ferris State Season Schedule/Results & Leaders (Feb. 28, 2004)
 All games

RECORD:	OVERALL	HOME	AWAY	NEUTRAL
ALL GAMES.....	(14-13)	(8-1)	(6-8)	(0-4)
CONFERENCE.....	(14-4)	(8-1)	(6-3)	(0-0)
NON-CONFERENCE.....	(0-9)	(0-0)	(0-5)	(0-4)

DATE	TIME	OPPONENT	SCORE	ATTEND	HIGH POINTS	HIGH REBOUNDS
11/15/03	8:30 p.m.	at Lewis (Ill.)	63-76	L	656	(19)Willie Thomas (7)Jeffery Shanahan
11/17/03	7 p.m.	at Central Michigan	58-73	L	2575	(12)Corey Epps (9)Willie Thomas
11/21/03	6 p.m.	& vs St. Xavier (Ill.)	73-74	L	200	(13)Dennis Springs (7)Carlton Epps
11/22/03	4:30 p.m.	& at Cornerstone	77-81	L	400	(26)Willie Thomas (7)Corey Epps
12/04/03	7:30 p.m.	* at Findlay	58-69	L	500	(12)Michael Daniels (10)Jeffery Shanahan
12/06/03	3 p.m.	* at Ashland	W 86-66	750	(26)Carlton Epps	(14)Jeffery Shanahan
12/11/03	8 p.m.	*@LAKE SUPERIOR STATE	W 88-65	581	(27)Willie Thomas	(9)Willie Thomas
12/13/03	3 p.m.	* at Saginaw Valley State	W 88-76	401	(29)Willie Thomas	(8)Terrance Shaw
12/19/03	6:15 p.m.	^ vs Indianapolis	77-90	L	500	(22)Carlton Epps (5)Terrance Shaw
12/20/03	8:30 p.m.	^ at Southern Indiana	62-89	L	2200	(29)Willie Thomas (4)Terrance Shaw
12/29/03	6 p.m.	# vs Cheyney (Pa.)	79-90	L	301	(25)Willie Thomas (7)Michael Daniels
12/30/03	6 p.m.	# vs Glenville State (W.Va.)	84-88	LOT	296	(24)Carlton Epps (6)Willie Thomas
1/3/04	3 p.m.	at Calvin	77-85	L	2341	(30)Carlton Epps (7)Carlton Epps
1/10/04	3 p.m.	* GRAND VALLEY STATE	W 88-82	783	(27)Carlton Epps	(5)Carlton Epps (5)Michael Daniels
1/15/04	8 p.m.	* at Hillsdale	W 73-69	500	(14)Willie Thomas	(9)Dennis Springs
1/17/04	3 p.m.	* WAYNE STATE	71-75	L	582	(17)Willie Thomas (5)Carlton Epps (5)Nathan Wruble (5)Dennis Springs
1/22/04	8 p.m.	* GANNON	W 74-67	581	(23)Carlton Epps	(8)Terrance Shaw
1/24/04	3 p.m.	* MERCYHURST	W 80-66	527	(24)Willie Thomas	(7)Carlton Epps
1/29/04	8 p.m.	* NORTHWOOD	W 78-56	704	(30)Carlton Epps	(7)Dennis Springs
2/5/04	7:30 p.m.	* at Michigan Tech	55-71	L	1716	(14)Willie Thomas (14)Michael Daniels (8)Carlton Epps
2/8/04	3 p.m.	* at Northern Michigan	73-79	L	1243	(15)Michael Daniels (6)Willie Burrel
2/12/04	8 p.m.	* SAGINAW VALLEY STATE	W 88-69	576	(20)Willie Thomas	(10)Willie Thomas
2/14/04	3 p.m.	* at Lake Superior State	W 88-79	450	(34)Carlton Epps	(8)Terrance Shaw
2/16/04	8 p.m.	* at Grand Valley State	W 91-78	1637	(21)Corey Epps	(6)Michael Daniels
2/21/04	7:30 p.m.	* at Northwood	W 83-79	1103	(17)Carlton Epps	(8)Willie Burrel
2/26/04	8 p.m.	* NORTHERN MICHIGAN	W 69-51	951	(17)Willie Thomas	(6)Michael Daniels
2/28/04	3 p.m.	* MICHIGAN TECH	W 70-61	1025	(21)Dennis Springs	(6)Jeffery Shanahan (6)Willie Burrel
3/2/04	TBA	% vs Glicac Tournament Quarterfinals				
3/5/04	TBA	% vs GLIAC Tourney Semifinals				
3/6/04	TBA	% vs GLIAC Tourney Finals				

* - Great Lakes Intercollegiate Athletic Conference (GLIAC) Game
 @ - Held at Big Rapids (Mich.) High School
 & - Cornerstone Raymond James Classic (Grand Rapids, Mich.)
 ^ - Sprint PCS/Southern Indiana Challenge (Evansville, Ind.)
 # - Porreco Cup (Erie, Pa.)
 % - Campus Site To Be Determined

ATTENDANCE SUMMARY	GAMES	TOTALS	AVG/GAME
HOME.....	9	6310	701
AWAY.....	14	16472	1177
NEUTRAL.....	4	1297	324
TOTAL.....	27	24079	892

2003-04 Ferris State Men's Basketball
 Ferris State Season Box Score (Feb. 28, 2004)
 All games

RECORD:	OVERALL	HOME	AWAY	NEUTRAL
ALL GAMES.....	(14-13)	(8-1)	(6-8)	(0-4)
CONFERENCE.....	(14-4)	(8-1)	(6-3)	(0-0)
NON-CONFERENCE.....	(0-9)	(0-0)	(0-5)	(0-4)

## Player	GP-GS	Min--Avg	---TOTAL---		---3-PTS---		----REBOUNDS----				PF	FO	A	TO	Blk	Stl	Pts	Avg		
			FG-FGA	Pct	3FG-FGA	Pct	FT-FTA	Pct	Off	Def									Tot	Avg
03 Dennis Springs.....	26-26	832 32.0	107-241	.444	22-67	.328	45-60	.750	43	46	89	3.4	49	2	159	60	0	49	281	10.8
Conference-Only..	18-18	578 32.1	76-159	.478	13-36	.361	36-48	.750	33	37	70	3.9	28	1	121	40	0	32	201	11.2
04 Joe DeMartin.....	9-0	10 1.1	3-7	.429	0-1	.000	1-1	1.000	1	1	2	0.2	1	0	1	3	0	0	7	0.8
Conference-Only..	7-0	7 1.0	3-7	.429	0-1	.000	1-1	1.000	1	1	2	0.3	1	0	1	2	0	0	7	1.0
10 David Clarke.....	11-0	14 1.3	3-9	.333	3-8	.375	1-2	.500	0	1	1	0.1	0	0	5	1	0	3	10	0.9
Conference-Only..	8-0	8 1.0	3-7	.429	3-6	.500	0-0	.000	0	0	0	0.0	0	0	3	0	0	1	9	1.1
12 Terrance Shaw.....	25-1	377 15.1	43-93	.462	0-1	.000	21-34	.618	32	56	88	3.5	38	0	16	31	18	10	107	4.3
Conference-Only..	18-0	268 14.9	25-55	.455	0-0	.000	14-23	.609	20	47	67	3.7	26	0	11	23	13	5	64	3.6
20 Corey Epps.....	27-2	608 22.5	60-150	.400	31-79	.392	21-29	.724	16	45	61	2.3	47	0	53	41	7	40	172	6.4
Conference-Only..	18-0	401 22.3	39-97	.402	20-52	.385	15-19	.789	8	31	39	2.2	29	0	35	23	6	28	113	6.3
22 Carlton Epps.....	27-26	785 29.1	137-295	.464	70-140	.500	53-63	.841	37	67	104	3.9	75	1	68	53	11	64	397	14.7
Conference-Only..	18-18	521 28.9	89-189	.471	44-89	.494	44-53	.830	23	42	65	3.6	58	0	44	38	9	44	266	14.8
23 Michael Daniels....	26-21	573 22.0	82-195	.421	5-18	.278	41-58	.707	66	60	126	4.8	69	2	10	44	10	15	210	8.1
Conference-Only..	18-17	413 22.9	58-144	.403	3-12	.250	33-48	.688	51	45	96	5.3	49	1	6	27	10	11	152	8.4
30 Jeffery Shanahan...	26-11	428 16.5	60-126	.476	3-8	.375	13-26	.500	48	62	110	4.2	62	3	21	31	10	27	136	5.2
Conference-Only..	17-4	220 12.9	38-72	.528	2-5	.400	4-12	.333	30	40	70	4.1	34	1	10	15	9	13	82	4.8
32 Willie Burrel.....	25-5	432 17.3	65-150	.433	6-24	.250	26-41	.634	45	50	95	3.8	38	0	13	34	8	18	162	6.5
Conference-Only..	18-5	351 19.5	56-124	.452	3-13	.231	22-33	.667	41	42	83	4.6	32	0	12	27	5	12	137	7.6
33 C.J. Van Wieren....	19-1	118 6.2	18-35	.514	2-4	.500	8-15	.533	5	10	15	0.8	22	0	10	15	2	8	46	2.4
Conference-Only..	14-0	58 4.1	12-22	.545	1-2	.500	2-4	.500	3	5	8	0.6	12	0	8	10	1	5	27	1.9
34 Willie Thomas.....	27-27	865 32.0	169-392	.431	91-239	.381	22-31	.710	15	90	105	3.9	52	0	77	68	20	51	451	16.7
Conference-Only..	18-18	571 31.7	112-253	.443	57-151	.377	16-24	.667	12	61	73	4.1	34	0	53	42	15	32	297	16.5
42 Nathan Wruble.....	26-15	331 12.7	23-54	.426	0-0	.000	21-33	.636	31	52	83	3.2	75	7	7	23	5	10	67	2.6
Conference-Only..	17-10	196 11.5	16-34	.471	0-0	.000	11-14	.786	20	39	59	3.5	44	4	1	14	2	6	43	2.5
44 John Terrell.....	14-0	52 3.7	2-11	.182	0-0	.000	1-4	.250	6	3	9	0.6	11	0	1	5	1	1	5	0.4
Conference-Only..	8-0	8 1.0	1-3	.333	0-0	.000	1-2	.500	5	2	7	0.9	0	0	1	1	1	0	3	0.4
TEAM.....									36	46	82	3.0	0		4					
Conference-Only..									21	33	54	3.0	0		3					
Total.....	27	5425	772-1758	.439	233-589	.396	274-397	.690	381	589	970	35.9	539	15	441	413	92	296	2051	76.0
Conference-Only..	18	3600	528-1166	.453	146-367	.398	199-281	.708	268	425	693	38.5	347	7	306	265	71	189	1401	77.8
Opponents.....	27	5425	690-1456	.474	174-505	.345	450-646	.697	292	664	956	35.4	401	-	409	500	78	187	2004	74.2
Conference-Only..	18	3600	440-992	.444	97-338	.287	281-407	.690	200	415	615	34.2	277	3	255	315	55	123	1258	69.9

SCORE BY PERIODS:	1st	2nd	OT	Total
-----	-----	-----	-----	-----
Ferris State.....	1020	1021	10	- 2051
Opponents.....	899	1091	14	- 2004

DEADBALL REBOUNDS:	OFF	DEF	TOTAL
-----	-----	-----	-----
Ferris State.....	57	6	63
Opponents.....	73	8	81

2003-04 Ferris State Men's Basketball
 Ferris State Game-by-Game Points-Rebounds-Assists (Feb. 28, 2004)
 All games

Opponent	Date	Score	03		04		10		12		20		22		23		30		32	
			WL	SPRINGS,D	DEMARTIN,	CLARKE,DA	SHAW,TERR	EPPS,CORE	EPPS,CARL	DANIELS,M	SHANAHAN,	BURREL,WI								
at Lewis (Ill.)	11/15/03	63-76	L	8- 1- 8	DNP	DNP	1- 1- 0	1- 0- 1	16- 4- 1	DNP	11- 7- 0	7- 3- 0								
at Central Michigan	11/17/03	58-73	L	10- 3- 2	DNP	0- 0- 0	11- 6- 0	12- 4- 0	2- 2- 0	4- 4- 0	10- 5- 1	2- 1- 0								
vs St. Xavier (Ill.)	11/21/03	73-74	L	13- 1- 5	DNP	0- 0- 1	8- 0- 0	6- 1- 1	12- 7- 2	10- 4- 0	6- 4- 3	7- 1- 0								
at Cornerstone	11/22/03	77-81	L	6- 1- 6	DNP	DNP	5- 1- 0	6- 7- 3	4- 5- 2	14- 5- 0	14- 6- 2	0- 2- 0								
at Findlay	12/04/03	58-69	L	7- 3- 7	DNP	DNP	0- 4- 0	3- 1- 1	7- 1- 1	12- 9- 0	12-10- 0	0- 2- 0								
at Ashland	12/06/03	86-66	W	19- 6- 9	DNP	DNP	0- 0- 0	0- 2- 3	26- 4- 0	4- 4- 1	8-14- 2	4- 4- 0								
LAKE SUPERIOR STATE	12/11/03	88-65	W	14- 2- 4	5- 0- 1	3- 0- 2	0- 2- 0	6- 3- 4	7- 3- 3	8- 7- 0	10- 7- 2	4- 4- 0								
at Saginaw Valley State	12/13/03	88-76	W	14- 1- 8	DNP	DNP	14- 8- 1	6- 3- 2	11- 7- 2	6- 5- 1	2- 6- 1	4- 4- 1								
vs Indianapolis	12/19/03	77-90	L	DNP	DNP	DNP	14- 5- 1	6- 4- 5	22- 4- 3	5- 3- 2	1- 3- 0	7- 1- 0								
at Southern Indiana	12/20/03	62-89	L	10- 3- 3	0- 0- 0	1- 1- 1	2- 4- 1	2- 1- 1	8- 3- 6	5- 2- 0	1- 3- 1	0- 0- 0								
vs Cheyney (Pa.)	12/29/03	79-90	L	14- 5- 3	DNP	DNP	DNP	7- 1- 3	13- 4- 5	6- 7- 1	2- 6- 1	2- 4- 1								
vs Glenville State (W.V.)	12/30/03	84-88	OL	10- 1- 8	DNP	DNP	DNP	4- 3- 3	24- 3- 3	8- 2- 0	9- 4- 2	DNP								
at Calvin	1/3/04	77-85	L	9- 4- 3	0- 0- 0	DNP	2- 4- 3	15- 1- 1	30- 7- 2	6- 3- 1	0- 2- 1	DNP								
GRAND VALLEY STATE	1/10/04	88-82	W	5- 4-13	DNP	DNP	2- 3- 2	11- 3- 2	27- 5- 4	8- 5- 0	6- 0- 0	11- 4- 1								
at Hillsdale	1/15/04	73-69	W	12- 9- 3	DNP	DNP	0- 3- 1	7- 4- 2	6- 2- 1	13- 5- 0	0- 0- 0	10- 4- 0								
WAYNE STATE	1/17/04	71-75	L	6- 5- 8	DNP	DNP	2- 4- 0	2- 3- 0	10- 5- 4	15- 4- 1	DNP	5- 2- 0								
GANNON	1/22/04	74-67	W	4- 3- 9	DNP	DNP	5- 8- 2	3- 1- 0	23- 5- 4	10- 3- 0	0- 1- 1	6- 5- 1								
MERCYHURST	1/24/04	80-66	W	10- 3- 9	0- 0- 0	0- 0- 0	8- 2- 1	14- 2- 2	6- 7- 3	8- 6- 0	2- 3- 0	8- 6- 2								
NORTHWOOD	1/29/04	78-56	W	12- 7- 6	0- 0- 0	3- 0- 0	2- 5- 0	0- 2- 2	30- 1- 4	12- 6- 0	0- 2- 2	6- 5- 1								
at Michian Tech	2/5/04	55-71	L	6- 1- 3	0- 0- 0	0- 0- 0	1- 3- 0	2- 1- 0	4- 8- 2	14- 7- 1	0- 3- 0	13- 7- 0								
at Northern Michigan	2/8/04	73-79	L	13- 4- 5	DNP	DNP	0- 2- 0	12- 4- 1	13- 0- 2	15- 4- 0	0- 0- 0	13- 6- 0								
SAGINAW VALLEY STATE	2/12/04	88-69	W	17- 2- 7	2- 1- 0	0- 0- 0	0- 0- 0	3- 0- 6	14- 3- 2	4- 5- 0	8- 6- 1	16- 6- 1								
at Lake Superior State	2/14/04	88-79	W	14- 6- 4	DNP	DNP	7- 8- 0	6- 2- 1	34- 3- 2	6- 5- 0	4- 1- 0	4- 1- 1								
at Grand Valley State	2/16/04	91-78	W	4- 3- 3	0- 1- 0	0- 0- 1	4- 4- 1	21- 3- 2	20- 3- 2	3- 6- 0	8- 5- 0	8- 5- 0								
at Northwood	2/21/04	83-79	W	15- 3- 8	DNP	DNP	8- 2- 1	5- 1- 6	17- 2- 2	3- 5- 1	6- 2- 0	16- 8- 1								
NORTHERN MICHIGAN	2/26/04	69-51	W	8- 4- 9	DNP	3- 0- 0	9- 5- 1	7- 1- 0	3- 2- 2	9- 6- 0	8- 4- 0	3- 4- 1								
MICHIGAN TECH	2/28/04	70-61	W	21- 4- 6	0- 0- 0	0- 0- 0	2- 4- 1	5- 3- 1	8- 4- 4	2- 4- 1	8- 6- 1	6- 6- 2								

Opponent	Date	Score	33		34		42		44	
			WL	J. VAN WI	THOMAS,WI	WRUBLE,NA	TERRELL,J			
at Lewis (Ill.)	11/15/03	63-76	L	DNP	19- 1- 2	0- 4- 0	0- 1- 0			
at Central Michigan	11/17/03	58-73	L	DNP	5- 9- 2	2- 1- 0	0- 0- 0			
vs St. Xavier (Ill.)	11/21/03	73-74	L	DNP	11- 2- 6	0- 1- 0	0- 0- 0			
at Cornerstone	11/22/03	77-81	L	DNP	26- 3- 2	2- 2- 1	DNP			
at Findlay	12/04/03	58-69	L	DNP	11- 3- 1	6- 1- 0	DNP			
at Ashland	12/06/03	86-66	W	DNP	23- 3- 4	2- 1- 0	DNP			
LAKE SUPERIOR STATE	12/11/03	88-65	W	2- 1- 0	27- 9- 5	2- 6- 1	0- 3- 0			
at Saginaw Valley State	12/13/03	88-76	W	DNP	29- 4- 5	2- 5- 0	DNP			
vs Indianapolis	12/19/03	77-90	L	5- 1- 1	13- 1- 1	4- 4- 0	DNP			
at Southern Indiana	12/20/03	62-89	L	3- 1- 0	29- 3- 1	1- 3- 0	0- 0- 0			
vs Cheyney (Pa.)	12/29/03	79-90	L	2- 0- 0	25- 4- 5	8- 2- 1	0- 0- 0			
vs Glenville State (W.V.)	12/30/03	84-88	OL	9- 5- 1	16- 6- 3	4- 2- 2	DNP			
at Calvin	1/3/04	77-85	L	0- 0- 0	10- 3- 2	3- 5- 2	2- 1- 0			
GRAND VALLEY STATE	1/10/04	88-82	W	3- 0- 0	13- 1- 5	2- 2- 0	DNP			
at Hillsdale	1/15/04	73-69	W	9- 3- 0	14- 3- 1	2- 5- 0	DNP			
WAYNE STATE	1/17/04	71-75	L	DNP	17- 2- 1	14- 5- 0	DNP			
GANNON	1/22/04	74-67	W	0- 0- 1	18- 5- 3	5- 3- 0	DNP			
MERCYHURST	1/24/04	80-66	W	0- 0- 1	24- 3- 3	DNP	0- 0- 0			
NORTHWOOD	1/29/04	78-56	W	2- 0- 1	11- 6- 3	0- 5- 0	0- 0- 0			
at Michian Tech	2/5/04	55-71	L	0- 0- 0	14- 2- 1	0- 2- 0	1- 2- 0			
at Northern Michigan	2/8/04	73-79	L	0- 1- 1	7- 5- 4	0- 1- 0	DNP			
SAGINAW VALLEY STATE	2/12/04	88-69	W	0- 1- 1	20-10- 3	4- 7- 0	0- 1- 1			
at Lake Superior State	2/14/04	88-79	W	2- 1- 1	9- 1- 3	2- 4- 0	DNP			
at Grand Valley State	2/16/04	91-78	W	5- 0- 1	14- 4- 4	2- 3- 0	2- 0- 0			
at Northwood	2/21/04	83-79	W	0- 0- 0	13- 4- 0	0- 4- 0	DNP			
NORTHERN MICHIGAN	2/26/04	69-51	W	2- 0- 0	17- 3- 4	0- 5- 0	0- 0- 0			
MICHIGAN TECH	2/28/04	70-61	W	2- 1- 1	16- 5- 3	0- 0- 0	0- 1- 0			

Ferris State Career Statistics - Individual Career History (Feb 29, 2004)

Willie Burrel

Year	GP-GS	Min/Avg	Total		3-Point		FT-FTA		Rebounds		PF-FO	Ast	TO	Blk	Stl	Pts/Avg	
			FG-FGA	Pct	FG-FGA	Pct	Pct	Pct	Off-Def	Tot							Avg
2003-04.	25-5	432/17.3	65-150	.433	6-24	.250	26-41	.634	45-50	95	3.8	38-0	13	34	8	18	162/6.5
TOTAL...	25-5	432/17.3	65-150	.433	6-24	.250	26-41	.634	45-50	95	3.8	38-0	13	34	8	18	162/6.5

David Clarke

Year	GP-GS	Min/Avg	Total		3-Point		FT-FTA		Rebounds		PF-FO	Ast	TO	Blk	Stl	Pts/Avg	
			FG-FGA	Pct	FG-FGA	Pct	Pct	Pct	Off-Def	Tot							Avg
2002-03.	11-0	32/2.9	5-14	.357	4-11	.364	2-2	1.000	3-3	6	0.5	1-0	5	2	1	0	16/1.5
2003-04.	11-0	14/1.3	3-9	.333	3-8	.375	1-2	.500	0-1	1	0.1	0-0	5	1	0	3	10/0.9
TOTAL...	22-0	46/2.1	8-23	.348	7-19	.368	3-4	.750	3-4	7	0.3	1-0	10	3	1	3	26/1.2

Michael Daniels

Year	GP-GS	Min/Avg	Total		3-Point		FT-FTA		Rebounds		PF-FO	Ast	TO	Blk	Stl	Pts/Avg	
			FG-FGA	Pct	FG-FGA	Pct	Pct	Pct	Off-Def	Tot							Avg
2003-04.	26-21	573/22.0	82-195	.421	5-18	.278	41-58	.707	66-60	126	4.8	69-2	10	44	10	15	210/8.1
TOTAL...	26-21	573/22.0	82-195	.421	5-18	.278	41-58	.707	66-60	126	4.8	69-2	10	44	10	15	210/8.1

Joe DeMartin

Year	GP-GS	Min/Avg	Total		3-Point		FT-FTA		Rebounds		PF-FO	Ast	TO	Blk	Stl	Pts/Avg	
			FG-FGA	Pct	FG-FGA	Pct	Pct	Pct	Off-Def	Tot							Avg
2003-04.	9-0	10/1.1	3-7	.429	0-1	.000	1-1	1.000	1-1	2	0.2	1-0	1	3	0	0	7/0.8
TOTAL...	9-0	10/1.1	3-7	.429	0-1	.000	1-1	1.000	1-1	2	0.2	1-0	1	3	0	0	7/0.8

Carlton Epps

Year	GP-GS	Min/Avg	Total		3-Point		FT-FTA		Rebounds		PF-FO	Ast	TO	Blk	Stl	Pts/Avg	
			FG-FGA	Pct	FG-FGA	Pct	Pct	Pct	Off-Def	Tot							Avg
2001-02.	24-22	711/29.6	90-238	.378	22-73	.301	26-37	.703	59-61	120	5.0	55-0	52	61	10	58	228/9.5
2002-03.	26-26	737/28.3	113-248	.456	44-117	.376	31-39	.795	48-64	112	4.3	81-3	40	45	13	51	301/11.6
2003-04.	27-26	785/29.1	137-295	.464	70-140	.500	53-63	.841	37-67	104	3.9	75-1	68	53	11	64	397/14.7
TOTAL...	77-74	2233/29.0	340-781	.435	136-330	.412	110-139	.791	144-192	336	4.4	211-4	160	159	34	173	926/12.0

Corey Epps

Year	GP-GS	Min/Avg	Total		3-Point		Rebounds										Pts/Avg
			FG-FGA	Pct	FG-FGA	Pct	FT-FTA	Pct	Off-Def	Tot	Avg	PF-FO	Ast	TO	Blk	Stl	
2001-02.	26-14	622/23.9	57-166	.343	24-81	.296	24-33	.727	17-56	73	2.8	63-1	59	55	10	44	162/6.2
2002-03.	26-2	546/21.0	84-189	.444	37-96	.385	24-32	.750	24-49	73	2.8	41-1	36	25	10	29	229/8.8
2003-04.	27-2	608/22.5	60-150	.400	31-79	.392	21-29	.724	16-45	61	2.3	47-0	53	41	7	40	172/6.4
TOTAL...	79-18	1776/22.5	201-505	.398	92-256	.359	69-94	.734	57-150	207	2.6	151-2	148	121	27	113	563/7.1

C.J. Van Wieren

Year	GP-GS	Min/Avg	Total		3-Point		Rebounds										Pts/Avg
			FG-FGA	Pct	FG-FGA	Pct	FT-FTA	Pct	Off-Def	Tot	Avg	PF-FO	Ast	TO	Blk	Stl	
2003-04.	19-1	118/6.2	18-35	.514	2-4	.500	8-15	.533	5-10	15	0.8	22-0	10	15	2	8	46/2.4
TOTAL...	19-1	118/6.2	18-35	.514	2-4	.500	8-15	.533	5-10	15	0.8	22-0	10	15	2	8	46/2.4

Jeffery Shanahan

Year	GP-GS	Min/Avg	Total		3-Point		Rebounds										Pts/Avg
			FG-FGA	Pct	FG-FGA	Pct	FT-FTA	Pct	Off-Def	Tot	Avg	PF-FO	Ast	TO	Blk	Stl	
2002-03.	26-0	281/10.8	40-73	.548	2-7	.286	9-19	.474	25-31	56	2.2	30-0	12	13	3	10	91/3.5
2003-04.	26-11	428/16.5	60-126	.476	3-8	.375	13-26	.500	48-62	110	4.2	62-3	21	31	10	27	136/5.2
TOTAL...	52-11	709/13.6	100-199	.503	5-15	.333	22-45	.489	73-93	166	3.2	92-3	33	44	13	37	227/4.4

Terrance Shaw

Year	GP-GS	Min/Avg	Total		3-Point		Rebounds										Pts/Avg
			FG-FGA	Pct	FG-FGA	Pct	FT-FTA	Pct	Off-Def	Tot	Avg	PF-FO	Ast	TO	Blk	Stl	
2003-04.	25-1	377/15.1	43-93	.462	0-1	.000	21-34	.618	32-56	88	3.5	38-0	16	31	18	10	107/4.3
TOTAL...	25-1	377/15.1	43-93	.462	0-1	.000	21-34	.618	32-56	88	3.5	38-0	16	31	18	10	107/4.3

Dennis Springs

Year	GP-GS	Min/Avg	Total		3-Point		Rebounds										Pts/Avg
			FG-FGA	Pct	FG-FGA	Pct	FT-FTA	Pct	Off-Def	Tot	Avg	PF-FO	Ast	TO	Blk	Stl	
2002-03.	26-26	864/33.2	100-250	.400	39-104	.375	55-69	.797	28-72	100	3.8	64-3	155	79	2	49	294/11.3
2003-04.	26-26	832/32.0	107-241	.444	22-67	.328	45-60	.750	43-46	89	3.4	49-2	159	60	0	49	281/10.8
TOTAL...	52-52	1696/32.6	207-491	.422	61-171	.357	100-129	.775	71-118	189	3.6	113-5	314	139	2	98	575/11.1

John Terrell

Year	GP-GS	Min/Avg	Total		3-Point		Rebounds			PF-FO	Ast	TO	Blk	Stl	Pts/Avg		
			FG-FGA	Pct	FG-FGA	Pct	FT-FTA	Pct	Off-Def							Tot	Avg
2003-04.	14-0	52/3.7	2-11	.182	0-0	.000	1-4	.250	6-3	9	0.6	11-0	1	5	1	1	5/0.4
TOTAL...	14-0	52/3.7	2-11	.182	0-0	.000	1-4	.250	6-3	9	0.6	11-0	1	5	1	1	5/0.4

Willie Thomas

Year	GP-GS	Min/Avg	Total		3-Point		Rebounds			PF-FO	Ast	TO	Blk	Stl	Pts/Avg		
			FG-FGA	Pct	FG-FGA	Pct	FT-FTA	Pct	Off-Def							Tot	Avg
2002-03.	26-24	787/30.3	136-328	.415	69-192	.359	30-43	.698	36-67	103	4.0	53-2	57	79	20	46	371/14.3
2003-04.	27-27	865/32.0	169-392	.431	91-239	.381	22-31	.710	15-90	105	3.9	52-0	77	68	20	51	451/16.7
TOTAL...	53-51	1652/31.2	305-720	.424	160-431	.371	52-74	.703	51-157	208	3.9	105-2	134	147	40	97	822/15.5

Nathan Wruble

Year	GP-GS	Min/Avg	Total		3-Point		Rebounds			PF-FO	Ast	TO	Blk	Stl	Pts/Avg		
			FG-FGA	Pct	FG-FGA	Pct	FT-FTA	Pct	Off-Def							Tot	Avg
2000-01.	21-6	197/9.4	12-20	.600	1-3	.333	10-20	.500	14-18	32	1.5	26-0	15	13	1	3	35/1.7
2001-02.	26-18	477/18.3	23-53	.434	0-0	.000	23-30	.767	47-61	108	4.2	62-2	9	25	10	22	69/2.7
2002-03.	26-24	518/19.9	34-68	.500	3-10	.300	18-30	.600	44-71	115	4.4	85-7	21	35	10	17	89/3.4
2003-04.	26-15	331/12.7	23-54	.426	0-0	.000	21-33	.636	31-52	83	3.2	75-7	7	23	5	10	67/2.6
TOTAL...	99-63	1523/15.4	92-195	.472	4-13	.308	72-113	.637	136-202	338	3.4	248-16	52	96	26	52	260/2.6

Official Basketball Box Score -- GAME TOTALS -- FINAL STATISTICS

Michigan Tech vs Ferris State

2/28/04 3 p.m. at Big Rapids, Mich.

VISITORS: Michigan Tech 19-6, 13-5 GLIAC

##	Player Name	TOT-FG	3-PT	REBOUNDS	PF	TP	A	TO	BLK	S	MIN							
												FG-FGA	FG-FGA	FT-FTA	OF	DE	TOT	
22	Radayl Richardson...	f	1-6	0-2	0-0	0	4	4	1	2	2	2	0	1	38			
42	Josh Buettner.....	f	8-19	1-3	6-8	3	4	7	4	23	2	4	0	0	36			
34	Eddie Ross.....	c	2-2	0-0	0-0	1	0	1	2	4	1	0	0	0	16			
05	Bob Evans.....	g	1-4	1-4	1-2	0	5	5	2	4	6	2	0	0	35			
14	Jason Marcotte.....	g	7-16	3-10	6-6	2	3	5	2	23	3	2	0	1	40			
10	Stephen Folson.....		0-2	0-0	0-0	0	2	2	2	0	0	0	0	0	7			
24	Jeff McHenry.....		1-4	1-1	2-2	0	2	2	1	5	0	1	1	0	27			
30	Kevin Maloney.....		0-0	0-0	0-0	0	0	0	0	0	0	0	0	0	0+			
40	Jason Maes.....		0-0	0-0	0-0	0	0	0	0	0	0	0	0	0	1			
TEAM.....						7	2	9										
Totals.....						20-53	6-20	15-18	13	22	35	14	61	14	11	1	2	200

TOTAL FG% 1st Half: 11-28 39.3% 2nd Half: 9-25 36.0% Game: 37.7% DEADB
 3-Pt. FG% 1st Half: 4-11 36.4% 2nd Half: 2-9 22.2% Game: 30.0% REBS
 F Throw % 1st Half: 2-2 100% 2nd Half: 13-16 81.3% Game: 83.3% 2

HOME TEAM: Ferris State 14-13,14-4 GLIAC

##	Player Name	TOT-FG	3-PT	REBOUNDS	PF	TP	A	TO	BLK	S	MIN							
												FG-FGA	FG-FGA	FT-FTA	OF	DE	TOT	
23	Michael Daniels.....	f	1-8	0-0	0-0	3	1	4	2	2	1	1	1	0	20			
34	Willie Thomas.....	f	6-13	4-8	0-0	0	5	5	2	16	3	0	0	2	32			
42	Nathan Wruble.....	c	0-1	0-0	0-0	0	0	0	4	0	0	0	0	0	7			
03	Dennis Springs.....	g	8-13	4-4	1-2	3	1	4	1	21	6	0	0	0	32			
22	Carlton Epps.....	g	2-10	2-6	2-2	1	3	4	1	8	4	3	0	1	33			
04	Joe DeMartin.....		0-0	0-0	0-0	0	0	0	0	0	0	0	0	0	0+			
10	David Clarke.....		0-1	0-1	0-0	0	0	0	0	0	0	0	0	0	0+			
12	Terrance Shaw.....		1-4	0-0	0-0	2	2	4	0	2	1	1	3	0	17			
20	Corey Epps.....		2-7	1-5	0-0	1	2	3	2	5	1	1	2	1	19			
30	Jeffery Shanahan....		4-5	0-0	0-0	4	2	6	4	8	1	0	1	1	17			
32	Willie Burrel.....		3-5	0-0	0-0	2	4	6	0	6	2	1	0	0	19			
33	C.J. Van Wieren.....		1-2	0-0	0-1	1	0	1	1	2	1	0	0	1	4			
44	John Terrell.....		0-0	0-0	0-0	1	0	1	0	0	0	0	0	0	0+			
TEAM.....						3	1	4										
Totals.....						28-69	11-24	3-5	21	21	42	17	70	20	8	7	6	200

TOTAL FG% 1st Half: 16-39 41.0% 2nd Half: 12-30 40.0% Game: 40.6% DEADB
 3-Pt. FG% 1st Half: 5-13 38.5% 2nd Half: 6-11 54.5% Game: 45.8% REBS
 F Throw % 1st Half: 0-1 0.0% 2nd Half: 3-4 75.0% Game: 60.0% 0

Officials: Hugh Jewell, Mike Kavulich, Darrin Gilbert

Technical fouls: Michigan Tech-None. Ferris State-Corey Epps.

Attendance: 1025

Score by Periods	1st	2nd	Total
Michigan Tech.....	28	33	- 61
Ferris State.....	37	33	- 70

Ferris Claims GLIAC North Division Championship. The Bulldogs will host Northwood in the GLIAC Tournament this Tuesday (March 2) at 8 p.m. (EST).

Points in the paint-MT 22,FS 20. Points off turnovers-MT 13,FS 19.

2nd chance points-MT 12,FS 18. Fast break points-MT 4,FS 8.

Bench points-MT 5,FS 23. Score tied-3 times. Lead changed-2 times.

Last FG-MT 2nd-00:32, FS 2nd-00:37.

Official Basketball Box Score -- GAME TOTALS -- FINAL STATISTICS

Ferris State vs Northwood

2/21/04 7:30 p.m. at Midland, Mich.

VISITORS: Ferris State 12-13,12-4 GLIAC

##	Player Name	TOT-FG	3-PT	REBOUNDS	PF	TP	A	TO	BLK	S	MIN				
												FG-FGA	FG-FGA	FT-FTA	OF
23	Michael Daniels.....	f	1-5	0-0	1-2	3	2	5	3	3	1	1	0	1	21
34	Willie Thomas.....	f	5-13	2-7	1-2	0	4	4	4	13	0	2	1	0	26
42	Nathan Wruble.....	c	0-0	0-0	0-0	1	3	4	1	0	0	1	0	0	8
03	Dennis Springs.....	g	5-9	1-2	4-6	1	2	3	1	15	8	4	0	3	39
22	Carlton Epps.....	g	6-11	2-3	3-5	0	2	2	4	17	2	3	0	4	32
12	Terrance Shaw.....		3-5	0-0	2-2	1	1	2	3	8	1	0	1	0	18
20	Corey Epps.....		2-5	1-2	0-0	0	1	1	1	5	6	1	0	1	22
30	Jeffery Shanahan....		3-5	0-0	0-0	1	1	2	5	6	0	0	0	1	12
32	Willie Burrel.....		5-9	0-1	6-10	5	3	8	1	16	1	0	0	1	21
33	C.J. Van Wieren.....		0-0	0-0	0-0	0	0	0	0	0	0	0	0	0	1
	TEAM.....					3	2	5							
	Totals.....		30-62	6-15	17-27	15	21	36	23	83	19	12	2	11	200

TOTAL FG% 1st Half:	17-33	51.5%	2nd Half:	13-29	44.8%	Game:	48.4%	DEADB
3-Pt. FG% 1st Half:	4-8	50.0%	2nd Half:	2-7	28.6%	Game:	40.0%	REBS
F Throw % 1st Half:	6-7	85.7%	2nd Half:	11-20	55.0%	Game:	63.0%	7

HOME TEAM: Northwood 15-11, 9-8 GLIAC

##	Player Name	TOT-FG	3-PT	REBOUNDS	PF	TP	A	TO	BLK	S	MIN				
												FG-FGA	FG-FGA	FT-FTA	OF
01	LUKIC, Djordje.....	f	0-5	0-0	0-1	2	1	3	2	0	1	0	2	0	18
04	BROKER, Ryan.....	f	4-6	0-0	1-3	0	0	0	0	9	1	2	1	0	13
03	LOGAN, Dallas.....	g	13-18	1-2	3-9	0	6	6	0	30	5	2	0	0	38
10	KRECKOVIC, Nemanja..	g	4-8	3-7	0-0	0	0	0	2	11	1	2	0	3	26
24	BARR, Keith.....	g	1-2	0-1	0-2	2	5	7	3	2	3	4	0	1	22
15	HUGHES, D.J.....		2-4	1-2	0-0	0	0	0	1	5	2	0	0	1	9
21	JOVANOVIC, Petar....		1-5	0-2	0-0	0	2	2	3	2	8	2	0	1	25
23	KAMM, Richard.....		5-6	0-0	5-10	6	2	8	3	15	1	3	1	0	22
40	FILLMORE, Derek.....		2-5	1-4	0-0	0	0	0	5	5	0	1	0	0	19
44	RAU, Jeremy.....		0-0	0-0	0-0	1	2	3	3	0	0	1	0	0	8
	TEAM.....					4	2	6							
	Totals.....		32-59	6-18	9-25	15	20	35	22	79	22	17	4	6	200

TOTAL FG% 1st Half:	13-27	48.1%	2nd Half:	19-32	59.4%	Game:	54.2%	DEADB
3-Pt. FG% 1st Half:	4-10	40.0%	2nd Half:	2-8	25.0%	Game:	33.3%	REBS
F Throw % 1st Half:	4-10	40.0%	2nd Half:	5-15	33.3%	Game:	36.0%	7

Officials:

Technical fouls: Ferris State-None. Northwood-None.

Attendance: 1103

Score by Periods	1st	2nd	Total
Ferris State.....	44	39	- 83
Northwood.....	34	45	- 79

Points in the paint-FS 26,NU 48. Points off turnovers-FS 26,NU 15.

2nd chance points-FS 13,NU 18. Fast break points-FS 18,NU 12.

Bench points-FS 35,NU 27. Score tied-2 times. Lead changed-2 times.

Last FG-FS 2nd-00:47, NU 2nd-00:00.