



Database Guide: Stat!Ref

Stat!Ref Electronic Medical Library is a database that cross-searches over 50 medical reference books. Books are available that provide information relevant to numerous health & medical fields. Searches may be refined to look only at information coming from specific disciplines or specific reference books. Books available through this database are recent editions to insure current information.

Database Information

Coverage: Broad coverage for health and medicine that is coming from various reference books.

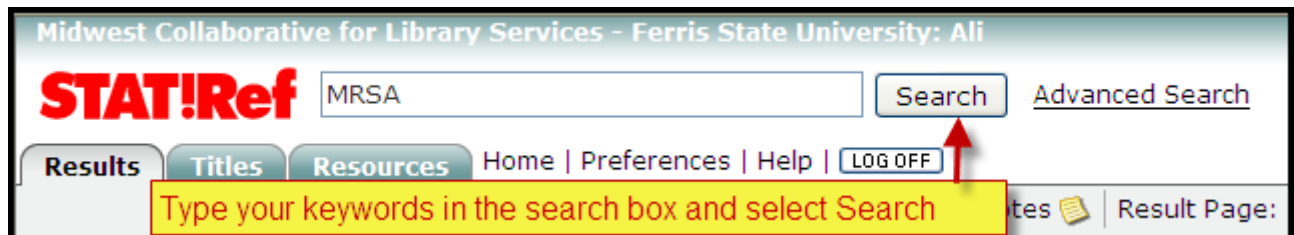
Simultaneous Users: Seat limit is imposed on this database. If receiving the warning that number of concurrent users exceeded, please try back at a later time.

Boolean Operators: Boolean operators allow you to refine your search. The Boolean operators AND or OR may be used. AND is the default operator in this database. Terms typed in the search box will be interpreted as if the operator AND is there, so if you wish to have your keywords searched side-by-side, be sure to use quote marks around the keywords.

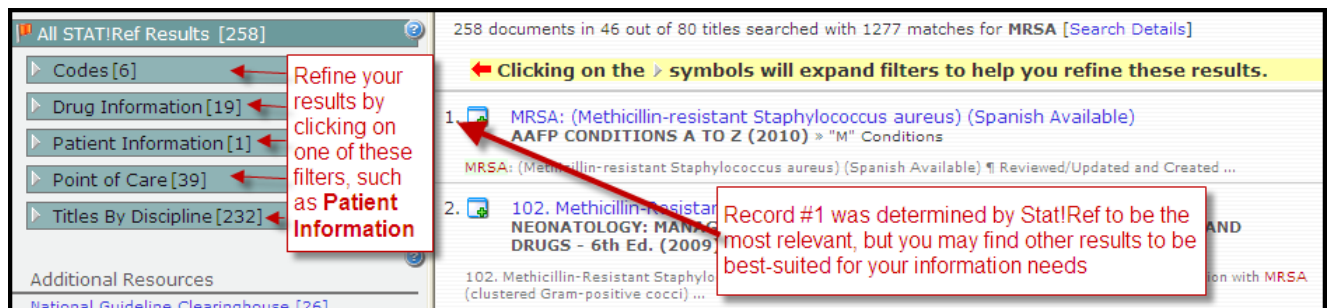
Log Off: Be sure to click on the **Log Off** button underneath the search box so that other users may get into the database.

Default Search

To begin searching, type your search term(s) into the **Search** box and click on **Search** or hit the **Enter** key. Boolean operators can be applied in the basic search.

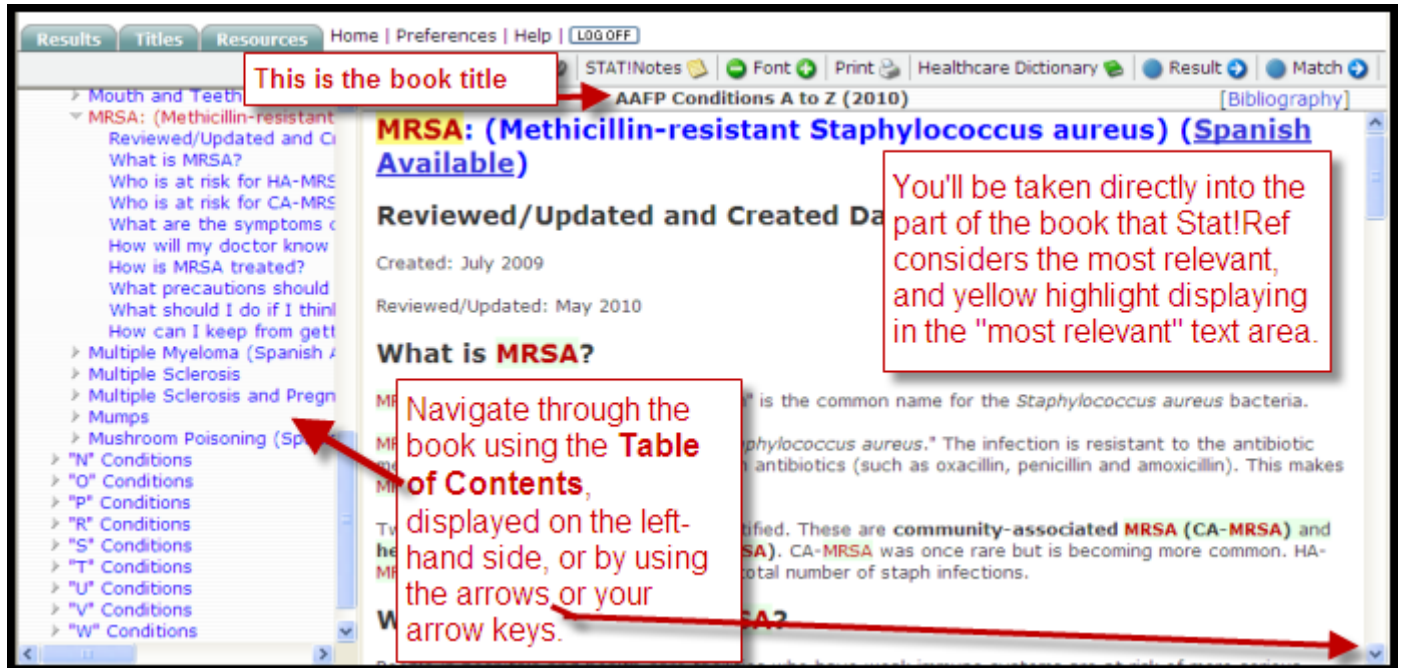


Results will be returned relevancy ranked, with what Stat!Ref's search strategy determines to be the most relevant result listed as result #1.



Notice in the above search results, you can filter your result so you are only viewing **Codes** (medical record coding information), **Drug Information**, **Patient Information** (oriented towards patients), **Point of Care**, or **Titles by Discipline**.

When you click into a record, you are taken directly into the portion of the book that is considered most on-topic, and the most relevant words are highlighted within the book. You can read through the chapter using the up and down arrows on the right-hand side of the screen, or you can also use the **Table of Contents** displaying on the left-hand side to jump to various sections of the book.



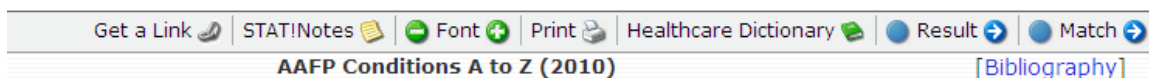
When you're in a result, notice the top navigation that includes the following:



Results: Click on this tab when you want to return to the results list.

Titles: This will allow you to see the title list, as well as select individual books, multiple books, or books by topic area or discipline.

Resources: This shows additional resources available through Stat!Ref, such as an online medical dictionary.



Get a link: This only works for on-campus access to provide you with a link that will take you back into the result.

Stat!Notes: Also only works from on-campus to rerun your search at a later time and add annotations.

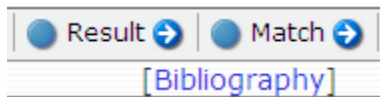
Font: Increase or decrease the print size as needed.

Print: **Look out, you'll print the whole chapter!!** It's best to highlight what you want to print, then when you select to print, choose **Print selection**. You may also copy and paste the desired text into a word document and then print from the word document.

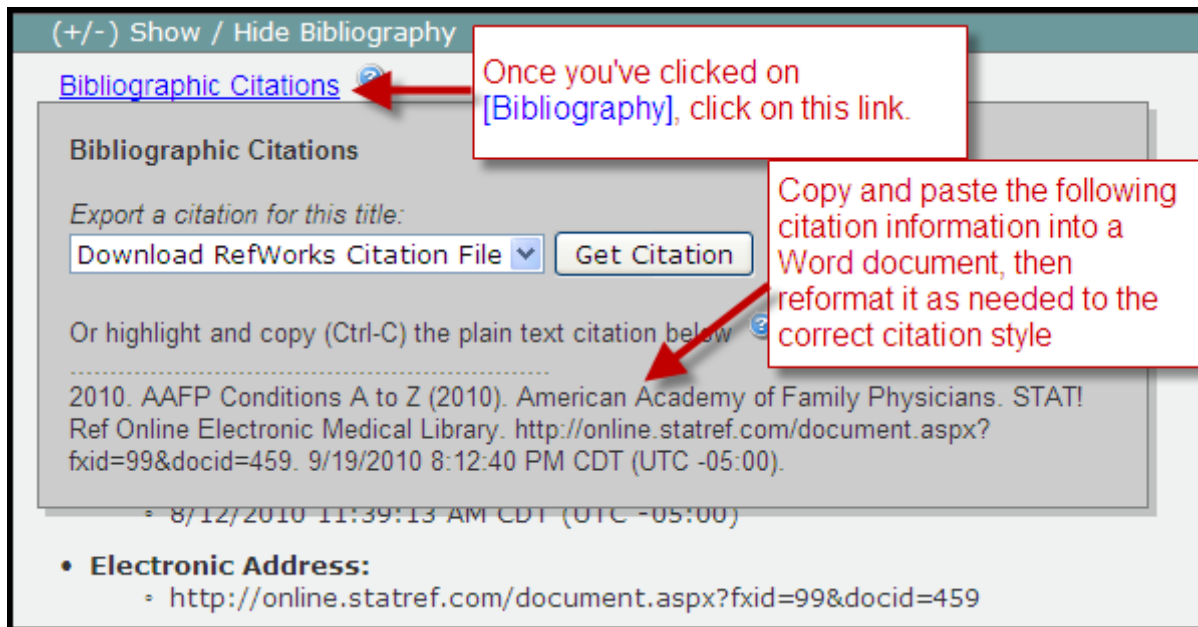
Healthcare Dictionary: Highly useful tool to provide you with a definition of difficult medical terms. Simply highlight the word of interest, and then click on the **Healthcare Dictionary** link. If your selected term has prefixes or suffixes, you'll need to use the root word to find the definition.

Result→: Go to next result.

Match→: Go to next search term match within the document.



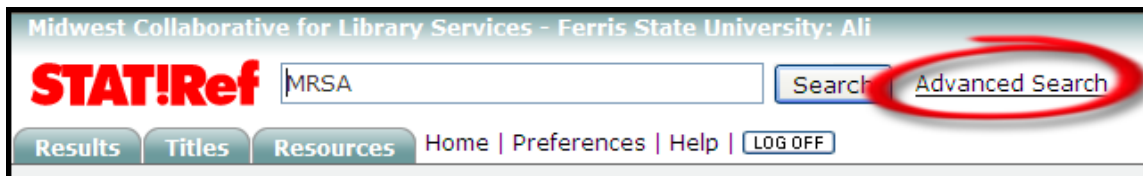
[Bibliography]: This link takes you to the bibliographic information that you will need to correctly cite the book that you were reading within Stat!Ref. Once you click on **[Bibliography]**, it's easiest to then click on the **Bibliographic Citations** link and copy and paste the full citation displayed in the gray box that pops up. You can then reformat the citation to the desired citation style.



When you want the bibliography to go away, click on your browser's back arrow, and you'll be back in the book result.

Advanced Search

The Advanced Search has some helpful features, such as allowing you to limit your results to only results with images, allowing you to search by discipline, or select the books you would like to search.



The following page provides a screen shot from within the Advanced Search screen.

Advanced Search Screen:

Midwest Collaborative for Library Services - Ferris State University: Ali

STAT!Ref MRSA Search Advanced Search

Results Titles Resources Home | Preferences | Help | LOG OFF

Advanced Search Settings

Enter search term(s) above and click Search.

The options below indicate where your search terms should be found or what type of material the results should be.

Filter by text type:

Headings Documents Tables References Images Videos

Include Suffixes: e.g. infarction will search for: infarct OR infarction OR infarctions, etc.

This limit allows your keyword(s) to be picked up with variant endings

Select All Select None

Pick specific titles to search, or select to Search by Discipline, allowing you to cross-search books considered relevant to various fields

Search by Discipline...

<input checked="" type="checkbox"/> AACN Essentials of Critical Care Nursing (2006)	<input checked="" type="checkbox"/> Fundamental & Advanced Nursing Skills - 3rd Ed. (2010)
<input checked="" type="checkbox"/> AAFP Conditions A to Z (2010)	<input checked="" type="checkbox"/> Geriatric Medicine: An Evidence Based Approach - 4th Ed (2003)
<input checked="" type="checkbox"/> ACP Medicine	<input checked="" type="checkbox"/> Goldfrank's Toxicologic Emergencies - 8th Ed. (2006)

Reminders

- Stat!Ref is searching through **books**, so it is a wonderful place to find background information.
- Please remember to click on **LOG OFF** so that others can access Stat!Ref.
- Highlight the section you want to print, and be sure to click **Print selection** or copy and paste the highlighted text into a word document and print from there. ****You'll print an entire chapter if you use the Stat!Ref print button.**