

FERRIS STATE FOOTBALL

CAREER BESTS

TOTAL OFFENSE

NAME	RUSH	PASS	TOTAL	AVG/G					
1. Matt McCarthy, 1996-99	-273	8669	8396	246.9	8. Kyle Park, 1998-01	-59	3474	3415	148.5
2. Dave DenBraber, 1984-87	-421	8536	8115	202.9	9. Bill Costner, 1978-80	851	2271	3122	104.1
3. Bill Love, 1991/93-95	-347	7752	7405	176.3	10. Tyree Dye, 1990-91/93-94	3076	0	3076	69.9
4. Doug Arnold, 1989-92	-163	6805	6642	147.6	11. Derek Fudge, 2000-	2792	35	2827	94.2
5. Mo Harris, 1996-99	4192	0	4192	97.5	12. Chris Pulliams, 1993-96	2743	0	2743	70.3
6. Tom Marsan, 2001-	-73	3887	3814	200.7	13. Steve Piotraczk, 1981-84	-233	2930	2697	96.3
7. Chuck Evans, 1974-77	3524	98	3622	90.6	14. Sparky McEwen, 1988-90	65	2233	2298	56.0
					15. Tommie Hamlet, 1968-71	2239	0	2239	65.9

ALL PURPOSE

NAME	RUSH	REC	PR	KR	IR	TOTAL							
1. Clarence Coleman, 1998-01	49	4983	1494	1483	0	8009	5	2563	141	754	0	3463	
2. Mo Harris, 1996-99	4192	613	147	181	0	5133	8. Levi Baker, 1993-96	67	2019	593	579	0	3258
3. Andre Johnson, 1986-89	70	2276	120	2609	0	5075	9. Chris Pulliams, 1993-96	2743	458	30	3	0	3234
4. Chuck Evans, 1974-77	3524	288	48	696	0	4556	10. Delbert Littlejohn, 1987-90	2006	795	0	109	11	2921
5. Tyree Dye, 1990-91/93-94	3076	720	0	0	0	3796	11. Lou Melchiorre, 1990-93	1342	689	103	684	0	2818
6. Derek Fudge, 2000-	2792	636	0	223	0	3651	12. Cedric Gordon, 1985-87	6	2576	120	11	0	2713
							13. Tommie Hamlett, 1968-71	2239	131	0	310	0	2680

KICK RETURNS


NAME	No.	Yds.	TD	Lg	Avg/R	AVG/G							
1. Andre Johnson, 1986-89	106	2609	1	84	24.6	74.5	7. Neal Mozdzierz, 1996-99	41	754	0	69	18.4	19.3
2. Clarence Coleman, 1998-01	70	1483	2	94	21.2	35.3	8. Fred Kirkland, 1979-80	33	751	0	0	22.8	37.5
3. John Lewis, 1984-86	57	1114	0	N/A	19.5	42.8	9. Chuck Evans, 1974-77	34	696	0	0	20.5	17.4
4. Terry Cooper, 1993-96	52	1098	0	44	21.1	25.0	10. Lou Melchiorre, 1990-93	37	684	0	41	18.5	18.0
5. Jermaine Bell, 1993-96	41	926	2	98	22.6	26.5	11. Kevin Patterson, 1981-83	29	595	0	0	20.5	23.8
6. Ed Thomas, 1980-83	42	797	1	0	19.0	27.5	12. Leroy Hunt, 1971-74	24	585	0	32	24.4	15.8
							13. Lonnie Lykes, 1980-82	25	580	1	0	23.2	22.3

PUNT RETURNS


NAME	No.	Yds.	TD	Lg	Avg/R	AVG/G							
1. Clarence Coleman, 1998-01	103	1494	5	90	14.5	35.6	8. Steve Schyck, 1987-90	41	182	0	17	4.4	5.7
2. David Nelson, 1992-94	101	911	0	70	9.0	25.3	9. Rod Alexander, 1968-69	17	167	0	46	9.8	9.8
3. Levi Baker, 1993-96	55	593	3	70	10.8	12.9	10. Lonnie Lykes, 1980-82	27	156	0	0	5.8	6.0
4. Willie Bouyer, 1969-72	33	442	2	68	13.4	11.6	11. Fred Kirkland, 1979-80	31	152	0	0	4.9	7.6
5. John Lewis, 1984-86	35	333	0	0	9.5	12.8	12. Mo Harris, 1996-99	16	147	0	27	9.2	3.4
6. Carlton Brewster, 2002-	28	253	1	89	9.0	25.3	13. Neal Mozdzierz, 1996-99	15	141	0	32	9.4	3.6
7. Bill Scheible, 1974-76	23	234	0	0	10.2	7.8	14. Tony Carroll, 1977-78	22	132	0	0	6.0	6.6
							15. Cedric Gordon, 1985-87	3	120	1	0	40.0	3.9

FIELD GOALS


NAME	ATT	MADE	LONG	PCT.						
1. Jason Lipke, 1992-95	87	50	46	57.5	7. Al Johnson, 1968-70/75	25	13	N/A	52.0	
2. Doc Proctor, 1996-99	64	38	62	59.4	8. Steve Ross, 1980-82	26	12	N/A	46.2	
3. Dan Delamarter, 1976-79	54	29	56	53.7	9. Bob Redinger, 1971-73	21	9	26	42.9	
4. Tony Svaluto, 1987-90	36	25	41	69.4	10. Brian McCullough, 1998-00	15	7	43	46.7	
5. Mike Panasuk, 1987-90	43	21	60	48.8	11. Keith Jones, 1974	9	5	N/A	55.6	
6. Tom Perez, 2000-	29	17	47	58.6	12. Ron Depner, 1985	16	5	N/A	31.2	
					13. Jim Schramm, 1986	10	4	N/A	40.0	




WILLIE BOUYER




DAN DELAMARTER



JERMAINE BELL



TERRY COOPER



TONY SVALUTO

