

CAREER BESTS

SCORING

NAME	TD	PAT	2-PT	FG	TOTAL
1. Tyree Dye, 1990-91/93-94	54	0	0	0	324
2. Jason Lipke, 1992-95	0	150	0	50	300
3. Clarence Coleman, 1998-01	49	0	2	0	298
4. Doc Proctor, 1996-99	0	149	0	38	263
5. Mo Harris, 1996-99	42	0	3	0	258
6. Chris Pulliams, 1993-96	34	0	0	0	204
7. Dave Gagnon, 1970-73	27	0	0	0	162

RUSHING

NAME	ATT.	YARDS	TD	AVG/NET
1. Mo Harris, 1996-99	649	4192	38	6.5
2. Chuck Evans, 1974-77	680	3546	22	5.2
3. Tyree Dye, 1990-91/93-94	700	3076	51	4.4
4. Chris Pulliams, 1993-96	562	2743	35	4.9
5. Tom Hamlett, 1968-71	457	2313	18	5.1
6. LaDon Pree, 1984-87	524	2168	17	4.1

PASSING


NAME	ATT.	COMP.	PCT.	TD	INT	YARDS
1. Matt McCarthy, 1996-99	1151	659	57.3	68	29	8669
2. Dave DenBraber, 1984-87	1254	661	52.7	52	45	8536
3. Bill Love, 1991/93-95	1012	565	55.8	49	36	7752
4. Doug Arnold, 1989-92	1070	541	50.6	42	46	6805
5. Kyle Park, 1998-01	498	284	57.0	24	27	3474
6. Steve Piotraczk, 1981-84	535	208	38.9	19	39	2830

RECEIVING


NAME	REC.	YARDS	TD	AVG/REC
1. Clarence Coleman, 1998-01	323	4983	42	15.4
2. Cedric Gordon, 1985-87	151	2576	26	17.1
3. Neal Mozdzierz, 1996-99	206	2563	22	12.4
4. Andre Johnson, 1986-89	138	2276	16	16.5
5. Levi Baker, 1993-96	137	2019	13	14.7
6. Ray Wilson, 1994-97	127	1718	8	13.5
7. Jermaine Bell, 1993-96	80	1653	16	20.7
8. Pat Pettit, 1989-92	98	1367	10	13.9

INTERCEPTIONS


NAME	No.	YARDS	TD	AVG/YDS
1. Rich Eash, 1990-93	17	133	1	7.8
2. Monty Brown, 1989-92	16	62	0	3.9
3. Charles Beatty, 1986-89	12	174	0	14.5
Kelly Snell, 1995-98	12	295	2	24.6
5. Akil Young, 1991-94	10	59	1	5.9




TYREE DYE



DAVE DENBRABER



CEDRIC GORDON



CHUCK EVANS

FERRIS STATE
BULLDOGS