



# Ferris State Men's Basketball


## BULLDOG YEAR-BY-YEAR LEADERS



**Dannie Hayes**



**Clarence Carlisle**



**Bernie Kilpatrick**

### SCORING

Year	Name	Total Points/PPG
2000-01	Adam Anderson	555/21.3
1999-00	Adam Anderson	380/14.6
1998-99	Ray Pope	325/13.0
1997-98	Ray Waits	650/19.7
1996-97	Day Day Smith	270/16.9
1995-96	Randy Prince	453/18.9
1994-95	Dannie Hayes	538/21.5
1993-94	Dannie Hayes	577/21.4
1992-93	Kevin Oldenberg	399/14.8
1991-92	Joe Blankenship	494/19.8
1990-91	Leon Larthridge	374/14.4
1989-90	David Tuck	521/20.0
1988-89	Marcus Kennedy	568/21.0
1987-88	Marcus Kennedy	596/19.9
1986-87	Gerald Woodberry	404/13.9
1985-86	Gerald Woodberry	446/16.5
1984-85	Mike Thomas	339/13.0
1983-84	Mike Thomas	362/12.9
1982-83	Gerald Busby	518/17.9
1981-82	Dale Beard	451/17.3
1980-81	Mark Leighton	330/12.2
1979-80	Ed Howell	468/18.7
1978-79	Bob Fowler	457/17.6
1977-78	Bob Fowler	435/18.1
1976-77	Tim Coletta	479/17.7
1975-76	Ted Bee	351/13.0
1974-75	Lewis Garner	547/20.3
1973-74	Mitch Caskey	415/15.4
1972-73	Dennis Johnson	632/21.8
1971-72	Dennis Johnson	698/26.8
1970-71	Dennis Johnson	609/21.8
1969-70	Clarence Carlisle	411/17.1
1968-69	Jesse Mangham	660/30.0
1967-68	Jesse Mangham	543/24.7
1966-67	Jesse Mangham	373/17.7
1965-66	Rudy Ransom	360/19.0
1964-65	Bernie Kilpatrick	489/22.2
1963-64	Bernie Kilpatrick	467/20.3
1962-63	Bernie Kilpatrick	504/20.8
1961-62	Mike Bohnet	540/21.6

### REBOUNDING

Year	Name	Total Rebounds/RPG
2000-01	Adam Anderson	173/6.7
1999-00	Adam Anderson	183/7.0
1998-99	Ray Waits	186/7.4
1997-98	Ray Waits	283/8.6
1996-97	Day Day Smith	123/7.7
1995-96	Randy Prince	161/6.7
1994-95	Dannie Hayes	152/6.1
1993-94	Dannie Hayes	152/5.6
1992-93	Kevin Oldenberg	265/9.8
1991-92	Kevin Oldenberg	225/9.0
1990-91	Leon Larthridge	139/5.3
1989-90	Greg Hibbitts	202/7.2
1988-89	Marcus Kennedy	242/9.0
1987-88	Marcus Kennedy	276/9.2
1986-87	Gerald Woodberry	373/12.9
1985-86	Gerald Woodberry	277/10.3
1984-85	Mike Thomas	201/7.7
1983-84	Mike Thomas	233/8.3
1982-83	Dave Swilley	200/7.4
1981-82	Mark Leighton	229/8.8
1980-81	Mark Leighton	247/9.1
1979-80	Tom Lesko	175/6.7
1978-79	Bob Fowler	148/5.7
1977-78	Bob Fowler	175/7.3
1976-77	Ted Bee	251/9.3
1975-76	Jeff Stirn	258/9.2
1974-75	Ted Bee	208/7.7
1973-74	Greg McGowan	195/7.2
1972-73	Dennis Johnson	266/9.2
1971-72	Dennis Johnson	285/11.0
1970-71	Dennis Johnson	355/12.7
1969-70	Dennis Johnson	250/12.5
1968-69	Art Tetzlaff	209/9.5
1967-68	Jesse Mangham	203/9.2
1966-67	Jesse Mangham	186/8.8
1965-66	Rudy Ransom	201/10.6
1964-65	Bernie Kilpatrick	261/11.9
1963-64	Bernie Kilpatrick	244/10.6
1962-63	Bernie Kilpatrick	263/11.4
1961-62	Mike Bohnet	286/11.8