




CAREER LEADERS




STEVE BANONIS




JOHN DEPOURCO



ROB HUGHSTON



JIM BAKER



ROD SCHLUTER

SCORING

NAME	GP	G	A	TP
1. Paul Lowden (1983-87)	158	101	107	208
2. Jim Baker (1978-82)	137	82	123	205
3. John DePourcq (1987-91)	145	73	130	203
4. Peter Lowden (1983-87)	158	74	125	199
5. Rod Schluter (1984-89)	164	93	96	189
6. Paul Cook (1979-83)	139	76	99	175
Chris Kunitz (1999-03)	152	99	76	175
8. Perry Zoldak (1976-81)	124	60	112	172
9. Randy Strong (1978-82)	136	69	83	152
10. Randy Merrifield (1980-84)	137	49	102	151
11. Steve Banonis (1977-81)	127	83	67	150
Jim File (1980-84)	148	41	109	150
13. Tim Christian (1991-95)	148	65	75	140
14. Murray Winnicki (1985-89)	109	36	96	132
15. Andy Roach (1993-97)	138	42	87	129
16. Tom Rudrud (1979-83)	141	50	74	124
Brian McCullough (1996-00)	137	63	61	124
Kevin Swider (1997-01)	148	56	68	124
19. Graham Craig (1981-85)	123	57	66	123
Rob Collins (1998-02)	145	44	79	123
21. Dean Cowling (1985-89)	154	51	69	120

GOALS

NAME	GP	G
1. Paul Lowden (1983-87)	158	101
2. Chris Kunitz (1999-03)	152	99
3. Rod Schluter (1984-89)	164	93
4. Steve Banonis (1977-81)	127	83
5. Jim Baker (1978-82)	137	82
6. Rod Taylor (1987-91)	129	77
7. Paul Cook (1979-83)	139	76
8. Peter Lowden (1983-87)	158	74
9. John DePourcq (1987-91)	145	73
10. Randy Strong (1978-82)	136	69
11. Brian McCullough (1996-00)	137	63
12. Perry Zoldak (1976-81)	124	60
Darin Fridgen (1984-88)	145	60
14. Graham Craig (1981-85)	123	57
Andy Black (1985-89)	131	57
16. Kevin Swider (1997-01)	148	56
17. Dean Cowling (1985-89)	154	51
18. Tom Rudrud (1979-83)	141	50
Ed Turner (1976-80)	84	50

ASSISTS

NAME	GP	A
1. John DePourcq (1987-91)	145	130
2. Peter Lowden (1983-87)	158	125
3. Jim Baker (1978-82)	137	123
4. Perry Zoldak (1976-81)	124	112
5. Jim File (1980-84)	148	109
6. Paul Lowden (1983-87)	158	107
7. Randy Merrifield (1980-84)	137	102
8. Paul Cook (1979-83)	139	99
9. George Harrison (1978-82)	130	98
10. Murray Winnicki (1985-88)	109	96
Rod Schluter (1984-89)	164	96
12. Daniel Chaput (1989-93)	149	93
13. Andy Roach (1993-97)	138	87
14. Randy Strong (1978-82)	136	83
15. Rob Collins (1998-02)	145	79
16. Chris Kunitz (1999-03)	152	76
17. Tom Rudrud (1979-83)	141	74
18. Dean Cowling (1985-89)	154	69
Val Passarelli (1992-96)	142	69
20. Kevin Swider (1997-01)	148	68

PENALTIES/MINUTES

NAME	GP	P	PM
------	----	---	----

1. Tim Corkery (1986-90)	135	156	345
2. Darin Fridgen (1984-88)	145	138	293
3. Brett Colborne (1994-98)	140	123	292
4. Randy Strong (1978-82)	136	123	276
5. Chris Kunitz (1999-03)	152	120	275
6. Dwight Parrish (1992-96)	139	122	263
7. John Bergeron (1986-90)	148	115	256
8. Chad McIver (1998-02)	126	97	254
9. Jim File (1980-84)	148	122	252
Phil Lewandowski (1999-03)	144	103	252
11. Rod Schluter (1984-89)	164	105	251
12. Dave Karpa (1990-92)	75	89	233
13. Mike Kolenda (1991-95)	139	106	232
14. Colin Dodunski (1991-95)	132	111	230
15. Rod Taylor (1987-91)	129	93	227
16. Gordy Hunt (1993-97)	137	91	224
17. Casey Harris (1995-99)	129	88	219
18. Troy Milam (1999-03)	155	103	217
19. Kenzie Homer (1995-99)	128	92	214
20. Joel Irwin (1995-99)	150	101	210
21. Robb McIntyre (1987-91)	96	96	208
22. Dusty Anderson (1993-97)	135	94	207

GOALTENDER SAVES

NAME	GP	SV
1. Rob Hughston (1981-85)	117	3,044
2. Mike Williams (1986-90)	103	2,656
3. Vince Owen (1997-01)	101	2,229
4. Craig Lisko (1990-94)	86	2,165
5. Marc Felicio (1987-91)	75	1,876
6. Mike Brown (2001-)	66	1,781
7. Pat Mazzoli (1990-93)	64	1,780
8. Jeff Blashill (1994-98)	78	1,666
9. Ted Ykema (1978-81)	58	1,577

GOALTENDER WINS

NAME	GP	W-L-T
1. Rob Hughston (1981-85)	117	42-53-7
2. Mike Brown (2001-)	66	40-23-1
3. Vince Owen (1997-01)	101	36-48-10
4. Dave Swierpel (1975-77)	43	32-10-1
5. Mike Williams (1986-90)	103	30-49-13
Craig Lisko (1990-94)	86	30-36-7
7. Ted Ykema (1978-81)	58	28-20-3
Pat Mazzoli (1990-93)	64	28-24-6

GOALS AGAINST AVERAGE (AT LEAST 28 GAMES)

NAME	GP	GA	AVG
1. Phil Osaer (1998-01)	59	116	2.18
2. Mike Brown (2001-)	66	155	2.46
3. Vince Owen (1997-01)	101	283	3.01
4. Dave Swierpel (1975-77)	43	129	3.12
5. Craig Lisko (1990-94)	86	262	3.51
6. Pat Mazzoli (1990-93)	64	216	3.70
7. Jeff Blashill (1994-98)	78	261	3.89
8. Rob Hughston (1981-85)	117	431	4.18
9. Ted Ykema (1978-81)	58	233	4.32

SAVE PERCENTAGE (AT LEAST 28 GAMES)

NAME	GP	SAVES	SV%
1. Mike Brown (2001-)	66	1,781	.920
2. Phil Osaer (1998-01)	59	1,273	.916
3. Dave Swierpel (1975-77)	43	1,167	.900
4. Craig Lisko (1990-94)	86	2,165	.892
Pat Mazzoli (1990-93)	64	1,780	.892
6. Vince Owen (1997-01)	101	2,229	.887
7. Rob Hughston (1981-85)	117	3,044	.876
8. Jeff Blashill (1994-98)	78	1,666	.874
9. Ted Ykema (1978-81)	58	1,597	.873

FERRIS STATE HOCKEY

SEASON LEADERS

SCORING

NAME	GP	G	A	TP
1. Chris Kunitz (2002-03)	42	35	44	79
2. Randy Merrifield (1983-84)	41	20	53	73
3. Paul Lowden (1985-86)	38	32	39	71
4. Peter Lowden (1985-86)	37	28	40	68
5. John DePourcq (1990-91)	42	15	48	63
6. Paul Lowden (1986-87)	43	32	29	61
7. Jim Baker (1979-80)	38	21	39	60
8. Murray Winnicki (1985-86)	38	19	40	59
John DePourcq (1989-90)	40	23	36	59
Jeff Legue (2002-03)	42	24	35	59
11. Paul Cook (1979-80)	37	26	30	56
Rod Taylor (1990-91)	42	41	15	56
13. Peter Lowden (1984-85)	37	23	32	55
14. Jim Baker (1978-79)	34	23	31	54
15. Rod Schluter (1986-87)	42	22	31	53
John DePourcq (1987-88)	40	26	27	53
Derek Nesbitt (2002-03)	42	20	33	53
18. Graham Craig (1983-84)	30	25	26	51

GOALS

NAME	GP	G
1. Rod Taylor (1990-91)	42	41
2. Chris Kunitz (2002-03)	42	35
3. Paul Lowden (1985-86)	38	32
Paul Lowden (1986-87)	43	32
5. Peter Lowden (1985-86)	37	28
Rod Taylor (1989-90)	38	28
Chris Kunitz (2001-02)	35	28
8. Paul Cook (1979-80)	37	26
John DePourcq (1987-88)	40	26
10. Graham Craig (1983-84)	30	25
11. Brian McCullough (1999-00)	39	24
Jeff Legue (2002-03)	42	24
13. Ed Turner (1977-78)	22	23
Jim Baker (1978-79)	34	23
Randy Strong (1979-80)	34	23
Steve Banonis (1979-80)	38	23
Tom Rudrud (1982-83)	37	23
Paul Couture (1983-84)	40	23
Peter Lowden (1984-85)	37	23
Rod Schluter (1987-88)	36	23
Rod Schluter (1988-89)	40	23
John DePourcq (1989-90)	40	23

ASSISTS

NAME	GP	A
1. Randy Merrifield (1983-84)	41	53
2. John DePourcq (1990-91)	42	48
3. Chris Kunitz (2002-03)	42	44
4. Gary Sweetnam (1985-86)	38	40
Murray Winnicki (1985-86)	38	40
Peter Lowden (1985-86)	37	40
7. Jim Baker (1979-80)	38	39
Paul Lowden (1985-86)	38	39
9. Jim File (1983-84)	39	38
10. John DePourcq (1989-90)	40	36
11. Jeff Legue (2002-03)	42	35
12. Andy Roach (1996-97)	37	34

13. Rob Collins (2001-02)	36	33
Derek Nesbitt (2002-03)	42	33
15. Peter Lowden (1984-85)	37	32
Murray Winnicki (1986-87)	36	32
Daniel Chapat (1990-91)	40	32

GOALTENDER SAVES

NAME	GP	SV
1. Mike Brown (2002-03)	41	1,154
2. Craig Lisko (1993-94)	33	934
3. Rob Hughston (1983-84)	34	859
4. Mike Williams (1989-90)	31	843
5. Mike Williams (1987-88)	30	803
6. Glenn Raeburn (1985-86)	30	798
7. Rob Hughston (1984-85)	31	797

GOALTENDER WINS


NAME	GP	W-L-T
1. Mike Brown (2002-03)	41	30-10-1
2. Dave Swierpel (1976-77)	22	17-4-1
3. Dave Swierpel (1975-76)	21	15-6-0
Rob Hughston (1983-84)	34	15-13-1
5. Ted Ykema (1980-81)	25	14-9-2
6. Ted Ykema (1979-80)	22	13-5-1
Doug Nowels (1979-80)	21	13-6-0
Pat Mazzoli (1990-91)	22	13-8-1
Phil Osaer (1999-00)	25	13-8-2

GOALS AGAINST AVERAGE (AT LEAST 14 GAMES)


NAME	GP	GA	AVG
1. Phil Osaer (1999-00)	25	49	2.18
2. Phil Osaer (2000-01)	25	57	2.36
3. Vince Owen (1998-99)	31	73	2.45
4. Mike Brown (2001-02)	25	61	2.66
5. Vince Owen (1999-00)	18	49	2.95
6. Dave Swierpel (1976-77)	22	63	3.05
7. Pat Mazzoli (1990-91)	22	66	3.13
8. Craig Lisko (1991-92)	26	73	3.19
Dave Swierpel (1975-76)	21	67	3.19
10. Vince Owen (1997-98)	35	108	3.23
11. Marc Felicio (1990-91)	21	65	3.26

SAVE PERCENTAGE (AT LEAST 14 GAMES)


NAME	GP	SAVES	SV%
1. Mike Brown (2002-03)	42	1,154	.925
2. Phil Osaer (1999-00)	25	527	.915
3. Mike Brown (2001-02)	25	627	.911
4. Vince Owen (1998-99)	31	742	.910
5. Phil Osaer (2000-01)	25	567	.909
6. Pat Mazzoli (1990-91)	22	636	.906
7. Dave Swierpel (1976-77)	22	600	.905
8. Marc Felicio (1990-91)	21	567	.897
Craig Lisko (1992-93)	22	420	.897
10. Dave Swierpel (1975-76)	17	567	.896
Craig Lisko (1991-92)	26	632	.896
Pat Mazzoli (1992-93)	24	471	.896




RANDY MERRIFIELD




ROD TAYLOR




MIKE WILLIAMS




PAUL COOK




DAVE SWIERPEL



GARY SWEETNAM



GRAHAM CRAIG



PAUL LOWDEN

PETER LOWDEN