


FERRIS STATE HOCKEY


CAREER LEADERS




STEVE BANONIS




JOHN DEPOURCO



ROB HUGHSTON



JIM BAKER



ROD SCHULTER

SCORING

| NAME | GP | G | A | TP |
|-------------------------------|-----|-----|-----|-----|
| 1. Paul Lowden (1983-87) | 158 | 101 | 107 | 208 |
| 2. Jim Baker (1978-82) | 137 | 82 | 123 | 205 |
| 3. John DePourcq (1987-91) | 145 | 73 | 130 | 203 |
| 4. Peter Lowden (1983-87) | 158 | 74 | 125 | 199 |
| 5. Rod Schulter (1984-89) | 164 | 93 | 96 | 189 |
| 6. Paul Cook (1979-83) | 139 | 76 | 99 | 175 |
| 7. Perry Zoldak (1976-81) | 124 | 60 | 112 | 172 |
| 8. Randy Strong (1978-82) | 136 | 69 | 83 | 152 |
| 9. Randy Merrifield (1980-84) | 137 | 49 | 102 | 151 |
| 10. Steve Banonis (1977-81) | 127 | 83 | 67 | 150 |
| Jim File (1980-84) | 148 | 41 | 109 | 150 |
| 12. Murray Winnicki (1985-89) | 109 | 36 | 96 | 132 |
| 13. Andy Roach (1993-97) | 138 | 42 | 87 | 129 |
| 14. Tom Rudrud (1979-83) | 141 | 50 | 74 | 124 |
| Brian McCullough (1996-00) | 137 | 63 | 61 | 124 |
| Kevin Swider (1997-01) | 148 | 56 | 68 | 124 |
| 17. Graham Craig (1981-85) | 123 | 57 | 66 | 123 |
| Rob Collins (1998-02) | 145 | 44 | 79 | 123 |
| 19. Dean Cowling (1985-89) | 154 | 51 | 69 | 120 |

GOALS

| NAME | GP | G |
|--------------------------------|-----|-----|
| 1. Paul Lowden (1983-87) | 158 | 101 |
| 2. Rod Schulter (1984-89) | 164 | 93 |
| 3. Steve Banonis (1977-81) | 127 | 83 |
| 4. Jim Baker (1978-82) | 137 | 82 |
| 5. Rod Taylor (1987-91) | 129 | 77 |
| 6. Paul Cook (1979-83) | 139 | 76 |
| 7. Peter Lowden (1983-87) | 158 | 74 |
| 8. John DePourcq (1987-91) | 145 | 73 |
| 9. Randy Strong (1978-82) | 136 | 69 |
| 10. Chris Kunitz (1999-) | 110 | 64 |
| 11. Brian McCullough (1996-00) | 137 | 63 |
| 12. Perry Zoldak (1976-81) | 124 | 60 |
| Darin Fridgen (1984-88) | 145 | 60 |
| 14. Graham Craig (1981-85) | 123 | 57 |
| Andy Black (1985-89) | 131 | 57 |
| 16. Kevin Swider (1997-01) | 148 | 56 |
| 17. Dean Cowling (1985-89) | 154 | 51 |
| 18. Tom Rudrud (1979-83) | 141 | 50 |
| Ed Turner (1976-80) | 84 | 50 |

ASSISTS

| NAME | GP | A |
|-------------------------------|-----|-----|
| 1. John DePourcq (1987-91) | 145 | 130 |
| 2. Peter Lowden (1983-87) | 158 | 125 |
| 3. Jim Baker (1978-82) | 137 | 123 |
| 4. Perry Zoldak (1976-81) | 124 | 112 |
| 5. Jim File (1980-84) | 148 | 109 |
| 6. Paul Lowden (1983-87) | 158 | 107 |
| 7. Randy Merrifield (1980-84) | 137 | 102 |
| 8. Paul Cook (1979-83) | 139 | 99 |
| 9. George Harrison (1978-82) | 130 | 98 |
| 10. Murray Winnicki (1985-88) | 109 | 96 |
| Rod Schulter (1984-89) | 164 | 96 |
| 12. Daniel Chaput (1989-93) | 149 | 93 |
| 13. Andy Roach (1993-97) | 138 | 87 |
| 14. Randy Strong (1978-82) | 136 | 83 |
| 15. Rob Collins (1998-02) | 145 | 79 |
| 16. Tom Rudrud (1979-83) | 141 | 74 |
| 17. Dean Cowling (1985-89) | 154 | 69 |
| Val Passarelli (1992-96) | 142 | 69 |
| 19. Kevin Swider (1997-01) | 148 | 68 |

PENALTIES/MINUTES

| NAME | GP | P | PM |
|------------------------------|-----|-----|-----|
| 1. Tim Corkery (1986-90) | 135 | 156 | 345 |
| 2. Darin Fridgen (1984-88) | 145 | 138 | 293 |
| 3. Brett Colborne (1994-98) | 140 | 123 | 292 |
| 4. Randy Strong (1978-82) | 136 | 123 | 276 |
| 5. Dwight Parrish (1992-96) | 139 | 122 | 263 |
| 6. John Bergeron (1986-90) | 148 | 115 | 256 |
| 7. Chad McIver (1998-02) | 126 | 97 | 254 |
| 8. Jim File (1980-84) | 148 | 122 | 252 |
| 9. Rod Schulter (1984-89) | 164 | 105 | 251 |
| 10. Dave Karpa (1990-92) | 75 | 89 | 233 |
| 11. Mike Kolenda (1991-95) | 139 | 106 | 232 |
| 12. Colin Dodunski (1991-95) | 132 | 111 | 230 |
| 13. Rod Taylor (1987-91) | 129 | 93 | 227 |
| 14. Gordy Hunt (1993-97) | 137 | 91 | 224 |
| 15. Casey Harris (1995-99) | 129 | 88 | 219 |
| Chris Kunitz (1999-) | 110 | 96 | 219 |
| 17. Kenzie Homer (1995-99) | 128 | 92 | 214 |
| 18. Joel Irwin (1995-99) | 150 | 101 | 210 |
| 17. Robb McIntyre (1987-91) | 96 | 96 | 208 |
| 18. Dusty Anderson (1993-97) | 135 | 94 | 207 |

GOALIE SAVES

| NAME | GP | SV |
|----------------------------|-----|-------|
| 1. Rob Hughston (1981-85) | 117 | 3,044 |
| 2. Mike Williams (1986-90) | 103 | 2,656 |
| 3. Vince Owen (1997-01) | 101 | 2,229 |
| 4. Craig Lisko (1990-94) | 86 | 2,165 |
| 5. Marc Felicio (1987-91) | 75 | 1,876 |
| 6. Pat Mazzoli (1990-93) | 64 | 1,780 |
| 7. Jeff Blashill (1994-98) | 78 | 1,666 |
| 8. Ted Ykema (1978-81) | 58 | 1,577 |

GOALIE WINS

| NAME | GP | W-L-T |
|----------------------------|-----|----------|
| 1. Rob Hughston (1981-85) | 117 | 42-53-7 |
| 2. Vince Owen (1997-01) | 101 | 36-48-10 |
| 3. Dave Swierpel (1975-77) | 43 | 32-10-1 |
| 4. Mike Williams (1986-90) | 103 | 30-49-13 |
| Craig Lisko (1990-94) | 86 | 30-36-7 |
| 6. Ted Ykema (1978-81) | 58 | 28-20-3 |
| Pat Mazzoli (1990-93) | 64 | 28-24-6 |


GOALS AGAINST AVERAGE (AT LEAST 28 GAMES)

| NAME | GP | GA | AVG |
|----------------------------|-----|-----|------|
| 1. Phil Osaer (1998-01) | 59 | 116 | 2.18 |
| 2. Vince Owen (1997-01) | 101 | 283 | 3.01 |
| 3. Dave Swierpel (1975-77) | 43 | 129 | 3.12 |
| 4. Craig Lisko (1990-94) | 86 | 262 | 3.51 |
| 5. Pat Mazzoli (1990-93) | 64 | 216 | 3.70 |
| 6. Jeff Blashill (1994-98) | 78 | 261 | 3.89 |
| 7. Rob Hughston (1981-85) | 117 | 431 | 4.18 |
| 8. Ted Ykema (1978-81) | 58 | 233 | 4.32 |


SAVE PERCENTAGE (AT LEAST 28 GAMES)

| NAME | GP | SAVES | SV% |
|----------------------------|-----|-------|------|
| 1. Phil Osaer (1998-01) | 59 | 1,273 | .916 |
| 2. Dave Swierpel (1975-77) | 43 | 1,167 | .900 |
| 3. Craig Lisko (1990-94) | 86 | 2,165 | .892 |
| Pat Mazzoli (1990-93) | 64 | 1,780 | .892 |
| 5. Vince Owen (1997-01) | 101 | 2,229 | .887 |
| 6. Rob Hughston (1981-85) | 117 | 3,044 | .876 |
| 7. Jeff Blashill (1994-98) | 78 | 1,666 | .874 |
| 8. Ted Ykema (1978-81) | 58 | 1,597 | .873 |


SEASON LEADERS




RANDY MERRIFIELD




ROD TAYLOR



MIKE WILLIAMS



PAUL COOK



DAVE SWIERPEL

SCORING


| NAME | GP | G | A | TP |
|-------------------------------|----|----|----|----|
| 1. Randy Merrifield (1983-84) | 41 | 20 | 53 | 73 |
| 2. Paul Lowden (1985-86) | 38 | 32 | 39 | 71 |
| 3. Peter Lowden (1985-86) | 37 | 28 | 40 | 68 |
| 4. John DePourcq (1990-91) | 42 | 15 | 48 | 63 |
| 5. Paul Lowden (1986-87) | 43 | 32 | 29 | 61 |
| 6. Jim Baker (1979-80) | 38 | 21 | 39 | 60 |
| 7. Murray Winnicki (1985-86) | 38 | 19 | 40 | 59 |
| John DePourcq (1989-90) | 40 | 23 | 36 | 59 |
| 9. Paul Cook (1979-80) | 37 | 26 | 30 | 56 |
| Rod Taylor (1990-91) | 42 | 41 | 15 | 56 |
| 11. Peter Lowden (1984-85) | 37 | 23 | 32 | 55 |
| 12. Jim Baker (1978-79) | 34 | 23 | 31 | 54 |
| 13. Rod Schulter (1986-87) | 42 | 22 | 31 | 53 |
| John DePourcq (1987-88) | 40 | 26 | 27 | 53 |
| 15. Graham Craig (1983-84) | 30 | 25 | 26 | 51 |

GOALS


| NAME | GP | G |
|--------------------------------|----|----|
| 1. Rod Taylor (1990-91) | 42 | 41 |
| 2. Paul Lowden (1985-86) | 38 | 32 |
| Paul Lowden (1986-87) | 43 | 32 |
| 4. Peter Lowden (1985-86) | 37 | 28 |
| Rod Taylor (1989-90) | 38 | 28 |
| Chris Kunitz (2001-02) | 35 | 28 |
| 7. Paul Cook (1979-80) | 37 | 26 |
| John DePourcq (1987-88) | 40 | 26 |
| 9. Graham Craig (1983-84) | 30 | 25 |
| 10. Brian McCullough (1999-00) | 39 | 24 |
| 11. Ed Turner (1977-78) | 22 | 23 |
| Jim Baker (1978-79) | 34 | 23 |
| Randy Strong (1979-80) | 34 | 23 |
| Steve Banonis (1979-80) | 38 | 23 |
| Tom Rudrud (1982-83) | 37 | 23 |
| Paul Couture (1983-84) | 40 | 23 |
| Peter Lowden (1984-85) | 37 | 23 |
| Rod Schulter (1987-88) | 36 | 23 |
| Rod Schulter (1988-89) | 40 | 23 |
| John DePourcq (1989-90) | 40 | 23 |

ASSISTS

| NAME | GP | A |
|-------------------------------|----|----|
| 1. Randy Merrifield (1983-84) | 41 | 53 |
| 2. John DePourcq (1990-91) | 42 | 48 |
| 3. Gary Sweetnam (1985-86) | 38 | 40 |
| Murray Winnicki (1985-86) | 38 | 40 |
| Peter Lowden (1985-86) | 37 | 40 |
| 6. Jim Baker (1979-80) | 38 | 39 |
| Paul Lowden (1985-86) | 38 | 39 |
| 8. Jim File (1983-84) | 39 | 38 |
| 9. John DePourcq (1989-90) | 40 | 36 |



GARY SWEETNAM



GRAHAM CRAIG

| | | |
|----------------------------|----|----|
| 10. Andy Roach (1996-97) | 37 | 34 |
| 11. Rob Collins (2001-02) | 36 | 33 |
| 12. Peter Lowden (1984-85) | 37 | 32 |
| Murray Winnicki (1986-87) | 36 | 32 |
| Daniel Chaput (1990-91) | 40 | 32 |

GOALIE SAVES

| NAME | GP | SV |
|----------------------------|----|-----|
| 1. Craig Lisko (1993-94) | 33 | 934 |
| 2. Rob Hughston (1983-84) | 34 | 859 |
| 3. Mike Williams (1989-90) | 31 | 843 |
| 4. Mike Williams (1987-88) | 30 | 803 |
| 5. Glenn Raeburn (1985-86) | 30 | 798 |
| 6. Rob Hughston (1984-85) | 31 | 797 |

GOALIE WINS


| NAME | GP | W-L-T |
|----------------------------|----|---------|
| 1. Dave Swierpel (1976-77) | 22 | 17-4-1 |
| 2. Dave Swierpel (1975-76) | 21 | 15-6-0 |
| Rob Hughston (1983-84) | 34 | 15-13-1 |
| 4. Ted Ykema (1980-81) | 25 | 14-9-2 |
| 5. Ted Ykema (1979-80) | 22 | 13-5-1 |
| Doug Nowels (1979-80) | 21 | 13-6-0 |
| Pat Mazzoli (1990-91) | 22 | 13-8-1 |
| Phil Osaer (1999-00) | 25 | 13-8-2 |

GOALS AGAINST AVERAGE (AT LEAST 14 GAMES)

| NAME | GP | GA | AVG |
|----------------------------|----|-----|------|
| 1. Phil Osaer (1999-00) | 25 | 49 | 2.18 |
| 2. Phil Osaer (2000-01) | 25 | 57 | 2.36 |
| 3. Vince Owen (1998-99) | 31 | 73 | 2.45 |
| 4. Mike Brown (2001-02) | 25 | 61 | 2.66 |
| 5. Vince Owen (1999-00) | 18 | 49 | 2.95 |
| 6. Dave Swierpel (1976-77) | 22 | 63 | 3.05 |
| 7. Pat Mazzoli (1990-91) | 22 | 66 | 3.13 |
| 8. Craig Lisko (1991-92) | 26 | 73 | 3.19 |
| Dave Swierpel (1975-76) | 21 | 67 | 3.19 |
| 10. Vince Owen (1997-98) | 35 | 108 | 3.23 |
| 11. Marc Felicio (1990-91) | 21 | 65 | 3.26 |

SAVE PERCENTAGE (AT LEAST 14 GAMES)

| NAME | GP | SAVES | SV% |
|----------------------------|----|-------|------|
| 1. Phil Osaer (1999-00) | 25 | 527 | .915 |
| 2. Mike Brown (2001-02) | 25 | 627 | .911 |
| 3. Vince Owen (1998-99) | 31 | 742 | .910 |
| 4. Phil Osaer (2000-01) | 25 | 567 | .909 |
| 5. Pat Mazzoli (1990-91) | 22 | 636 | .906 |
| 6. Dave Swierpel (1976-77) | 22 | 600 | .905 |
| 7. Marc Felicio (1990-91) | 21 | 567 | .897 |
| Craig Lisko (1992-93) | 22 | 420 | .897 |
| 9. Dave Swierpel (1975-76) | 17 | 567 | .896 |
| Craig Lisko (1991-92) | 26 | 632 | .896 |
| Pat Mazzoli (1992-93) | 24 | 471 | .896 |



PAUL LOWDEN

PETER LOWDEN