

PROPOSAL SUMMARY AND ROUTING FORM








Proposal Title: New Course: SOCY 371 Sociological Statistics

Initiating Unit or Individual: Anthony Baker

Contact Person's Name: John Thorp e-mail: thorpi@ferris.edu phone: x-2760

Date or Semester of Proposal Implementation: 06F

- Group I - A – New degree/major or major, or redirection of a current offering
- Group I - B – New minors or concentrations
- Group II - A – Minor curriculum clean-up and course changes
- Group II - B – New Course
- Group III - Certificates
- Group IV – Off-Campus Programs

Group/Individual	Signature	Date	Vote/Action *
Program or Academic Unit Faculty		2/17/06	4 Support 0 Support with Concerns 0 Not Support
Department Faculty		2/21/06	6 Support 0 Support with Concerns 0 Not Support
Department Head		2/23/06	Support Support with Concerns Not Support
College Curriculum Committee		2/26/06	6 Support 0 Support with Concerns 0 Not Support
Dean		4/24/06	Support Support with Concerns Not Support
University Curriculum Committee		9/25/06	Support Support with Concerns Not Support
Senate			Support Support with Concerns Not Support
Academic Affairs		12-13-06	Support Support with Concerns Not Support

*Support with Concerns or Not Support must include a list of concerns.

**Vote counts are to be shown for faculty group actions. "X" for administrative actions.

To be completed by Academic Affairs

President (Date Approved) _____ Board of Trustees (Date Approved) _____ President's Council (Date Approved) _____

1. Proposal Summary

This course follows in sequence after students are well versed in social theory and the scientific method and tools of inquiry first encountered in SOCY 271/ Qualitative Methods. It introduces the use of descriptive and inferential statistics in social scientific analysis. This course will be taught primarily as a skills based course. Statistical analysis is prevalent throughout society and appears in multiple arenas such as marketing, politics, economics and popular culture surveys. This course will teach the student how the logic of statistical analysis works and the computer applications commonly used in the process of analysis. Although, statistical analysis is common in many arenas throughout society, this course will expect students to relate the power of quantitative analysis to sociological theory. Students will also be expected to make applied connections with previous considerations of social inquiry using qualitative methods.

In keeping with the applied focus of our sociology program, students will not only be expected to understand statistical methods, but to also “do sociological research” on a small scale. Students will have the opportunity to apply statistical analysis toward our curriculum concentrations in race, ethnicity and gender and community.

Course will cover: measures of central tendency, variability, probability, correlation and regression. Students will utilize SPSS statistical software and other appropriate computer software, and be expected to properly produce and interpret data outcomes.

2. Summary of All Course Action Required*

a. Newly Created Courses to FSU:

Prefix	Number	Title
SOCY	371	Sociological Statistics

b. Courses to be Deleted From FSU Catalog:

Prefix	Number	Title
---------------	---------------	--------------

c. Existing Course(s) to be Modified:

Prefix	Number	Title
---------------	---------------	--------------

d. Addition of existing FSU courses to program

Prefix	Number	Title
---------------	---------------	--------------

e. Removal of existing FSU courses from program

Prefix	Number	Title
---------------	---------------	--------------

*Contact Senate Secretary or UCC Chair if spaces for additional courses are needed.

NEW COURSE INFORMATION FORM

Course Identification: SOCY 371 – Sociological Statistics**Course Description:**

Introduces the use of descriptive and inferential statistics in social scientific analysis: measures of central tendency, variability, probability, correlation and regression. Students utilize SPSS and other statistical software to properly produce and interpret data outcomes. Students apply statistical analysis in their curriculum concentrations as generalists or in race, ethnicity and gender, or community studies. Connections are made with previous considerations of social inquiry using qualitative methods. Course is taught in a manner consistent with statistics used in other social sciences, including psychology, economics and political science.

Course Objectives:

1. To understand the appropriate uses for statistical analysis, its strengths and misuses.
2. To create knowledgeable consumers of statistical research
3. To understand, calculate, display, and interpret descriptive statistics, including sample distributions, measures of central tendency and variability.
4. To understand the rationale behind inferential statistics.
5. To interpret specific inferential tests.
6. To interpret inferential statistics and apply to current social issues
7. To use current computer statistical packages to calculate these

Course Outline:

Week 1:	Statisticians and Liars/ Responsible use of Statistics
Week 2:	Using SPSS
Weeks 3 – 4:	Measures of Central Tendency
Weeks 5 - 7	Populations, Samples and Surveys
Weeks 8 - 10	Correlations, regression and predictability
Weeks 11-12	Correlation vs. causation analysis
Weeks 13 - 15	Applied social statistics

CREATE A NEW COURSE
Course Date Entry Form

FORM F

Create Course
rev. 9/23/02

I. ACTION TO BE TAKEN: CREATE A NEW COURSE

Note: If this course is to be used as a prerequisite for other university courses, Form Fs that reflect the prerequisite change must be submitted for those courses as well.

Term Effective: Semester Year See instructions.

II. PROPOSED FOR NEW COURSE: Complete all sections of this part through Prerequisites. See instructions in manual for further clarification.

Course Prefix Number Enter Contact Hours per week in boxes.
SOCY **371** LECTure LAB INDEpendent Study – Check (x)
Practicum: Seminar:

Full Course Title: **Sociological Statistics**
Abbreviated Course Title: **Sociological Statistics**
(Abbreviate only if necessary. Use Arabic numerals. Limit to 26 characters and spaces.)
Semester(s) Offered: **W** (See instructions for listing.) Max. Section Enrollment : **40**

Credit Hours: Check (x) type and enter maximum and minimum hours in boxes.

Type: Variable Fixed Maximum Credit Hours Minimum Credit Hours

Grade Method: Check (x) Normal Grading Credit/No Credit only (Pass/Fail)

May Be Repeated for Added Credit: Check (x) Yes No

Levels: Check (x) Undergraduate Graduate Professional


Does proposed new course replace an equivalent course? Check (x) Yes No
Equivalent course: Prefix Number See instructions on Replacement courses.

CATALOG DESCRIPTION – Limit to 75 words – PLEASE BE CONCISE.

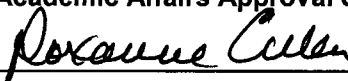
Introduces the use of descriptive and inferential statistics in social scientific analysis: measures of central tendency, variability, probability, correlation and regression. Students utilize SPSS and other statistical software to properly produce and interpret data outcomes. Students apply statistical analysis in their curriculum concentrations as generalists or in race, ethnicity and gender, or community studies. Connections are made with previous considerations of social inquiry using qualitative methods.

Prerequisites: (if no prerequisites, write "None") Limited to 60 spaces. **SOCY 121, SOCY 270 and 271**
or permission of advisor.

UCC Chair Signature/Date:

 9/25/06

Academic Affairs Approval Signature/Date:

 12/13/06

To be completed by Academic Affairs Office: - Standard & Measures Coding and General Education Code

Basic Skill (BS) General Education (GE) Occupational Education (OC) G.E. Codes

Office of the Registrar use ONLY

Date Received: _____ Date Completed: _____ Entered: SIS [125 __, 1D4 __]