




FACT BOOK
2016-2017

January 2017

Dear Colleague:

The *Ferris State University Fact Book* is an annual project conducted as a service to the university community by the Office of Institutional Research and Testing, in the Division of Student Affairs. This 26th edition is a document designed to answer the most frequently asked questions about Ferris State University.

New additions to the Fact Book this year include an Enrollment Summary by Student Level Full-Time and Part-Time page included in the Enrollment section. Also new this year, is a Fall Student Employee by Race/Ethnicity and Gender page under Faculty/Staff.

To access the current Fact Book, as well as previous editions on the Ferris State University website, go to www.ferris.edu and click on "Resources", "Quick Links", "Inst. Research/Testing." Under the Institutional Research heading, select "Fact Book Downloads." As an alternative, you can simply type the words "Fact Book" in the search box located on the Ferris homepage. There are also excel files from the Fact Book that can be accessed under the Heading "Fact Book Excel Files". This includes Enrollment by Program by College, Degrees Conferred by Program by College, Enrollment Summary, and Enrollment Summary by College.

We would like to thank the many offices that assist us with the development of the information for the Fact Book. Please do not hesitate to contact us if you have any questions or have ideas for future editions of the Fact Book.

Robin Carter
Research & Testing Analyst

Mitzi Day
Director of Institutional Research

Ferris State University
Division of Student Affairs
Office of Institutional Research and Testing
CSS 313
(231) 591-3628

Link to Fact Book Downloads: <http://www.ferris.edu/HTMLS/admision/testing/factbook/homepage.htm>

Link to Fact Book Excel Files: <http://www.ferris.edu/HTMLS/admision/testing/factbook/excelpage.htm>

TABLE OF CONTENTS

GENERAL INFORMATION

Mission Statement/Vision Statement/Core Values	1
History/Location/Campus Size/Academic Colleges/Academic Services/Admissions	2
Educational Programs/Financial Aid	3
Accreditation	4
Student Costs	5
Kendall Student Costs.....	6
Athletics/Center for Latin@ Studies/Diversity and Inclusion Office/Entertainment Unlimited	7
Center for Leadership, Activities and Career Services	8
Corporate & Professional Development	9
Educational Counseling and Disabilities Services Office	10
Extended & International Operations	11
Library (FLITE)	12
Library Statistics	13
Gifts to the University	14
Housing & Residence Life	15
Information Technology Services.....	16
Intramural and Recreational.....	17
Kendall College of Art and Design.....	17
Multicultural Student Services/Transfer and Secondary School Partnerships.....	20
Retention and Student Success/Student Affairs/Student Employment.....	21
Ferris Buildings and Points of Interest	22
Ferris State University Calendar.....	29
Telephone Numbers (frequently used)	31
Educational Grants and Scholarships/Institutional Loans.....	32

ENROLLMENT

Total Headcount Enrollment, Fall 1986-2016.....	39
Enrollment by County (map)	40
Enrollment by State (map)	41
Enrollment by County.....	42
Enrollment by State & Country.....	43
5-Year Enrollment by College	44
Percent of Students by College.....	45
FYES Enrollment per FTE Faculty.....	46
Enrollment Summary	47
Enrollment Summary by Student Level Full-Time and Part-Time	48
Enrollment Summary by College (AS & BU)	49
Enrollment Summary by College (ED & TE).....	50
Enrollment Summary by College (HP & KE)	51
Enrollment Summary by College (OP & PH).....	52
Enrollment Summary by College (CP & UN).....	53
Comparative Enrollment Report by College.....	54
SCH/FTE/FYES.....	55
Degree and Non-Degree Seeking Student Enrollment	56
Comparative Fall Enrollment and SCH Production By Site.....	57
Total Headcount Enrollment Compared to FTE.....	58
Enrollment by Race/Ethnicity	59
Ethnic Distribution by College	60

TABLE OF CONTENTS

Enrollment by Program (Arts & Sciences)	61
Enrollment by Program (Business).....	63
Enrollment by Program (Education & Human Services)	65
Enrollment by Program (Engineering Technology).....	67
Enrollment by Program (Health Professions)	70
Enrollment by Program (Kendall College of Art & Design)	72
Enrollment by Program (Michigan College of Optometry at FSU)	74
Enrollment by Program (Pharmacy)	74
Enrollment by Program (College of Professional & Technological Studies)	74
Enrollment by Program (University College).....	75
Retention Rates.....	76
Graduation Rates	77
FTIAC Fall-to-Fall Retention & College Semester by Semester Retention	78
HS GPA & ACT Scores/Average Credits Taken	79
Student Credit Hours by College	80
Transfer In Students	81
Transfer Out Students	82
Enrollment Summary of Students by Age	83

DEGREES

Degrees Conferred by Program (Arts & Sciences)	85
Degrees Conferred by Program (Business).....	86
Degrees Conferred by Program (Education & Human Services)	88
Degrees Conferred by Program (Engineering Technology).....	89
Degrees Conferred by Program (Health Professions)	91
Degrees Conferred by Program (Kendall College of Art & Design).....	92
Degrees Conferred by Program (Michigan College of Optometry at FSU)	93
Degrees Conferred by Program (Pharmacy)	93
Degrees Conferred by Program (College of Professional & Technological Studies)	93
Degrees Conferred at Ferris State University	94
Approved Programs.....	96

FACULTY/STAFF

University Staff by Job Category & Gender (Full-Time)	101
University Staff by Job Category & Gender (Part-Time)	102
University Staff by Job Category & Gender (Total)	103
Fall Faculty and Staff by Race/Ethnicity and Gender	104
Fall Student Employee by Race/Ethnicity and Gender	105
Distinguished Teacher Awards.....	106

ORGANIZATIONAL CHARTS

Board of Trustees	107
Executive Division	108
President's Council	109
Academic Affairs Division	110
Office of Academic Affairs	111
Academic Affairs Division/College of Arts & Sciences	112
Academic Affairs Division/College of Business	113
Academic Affairs Division/College of Education & Human Services	114

TABLE OF CONTENTS

Academic Affairs Division/College of Engineering Technology	115
Academic Affairs Division/College Health Professions	116
Academic Affairs Division/College of Pharmacy.....	117
Academic Affairs Division/Kendall College of Art & Design	118
Academic Affairs Division/Michigan College of Optometry at FSU	119
Academic Affairs Division/Extended & International Operations	120
Academic Affairs Division/Library	121
Academic Affairs Division/Retention and Student Success.....	122
Administration and Finance Division.....	123
Governmental Relations & General Counsel.....	124
Student Affairs Division	125
Student Affairs Division/Enrollment Services.....	126
University Advancement and Marketing Division	127

ALUMNI

Alumni by State	129
Alumni by Country.....	130
Alumni by College	131
Placement Rates.....	132
Recipients of Alumni Awards.....	133

FINANCIAL AID

Financial Aid Applicants & Aid Awarded	135
Financial Aid Disbursements/Student Loan Debt/Three-Year Official Cohort Default Rate.....	136

BUDGET

General Fund Operating Budget	137
Revenue Summary	138
Expenditure Summary	139

FACILITIES

Statement of Facilities at the Big Rapids Campus (General Fund)	141
Statement of Facilities at the Big Rapids Campus (Non-General Fund).....	142
Ferris State University Campus Map.....	143
Directions to Ferris State University Big Rapids Campus	144

MICHIGAN PUBLIC UNIVERSITY COMPARISONS

Enrollment Michigan Public Universities	145
Summary of Tuition & Fees/Room & Board	146
Annual Room and Board Costs.....	147
Annual Tuition and Required Fees	148
Financial Aid as a % of Total General Fund Spending	149
Full Year Equated Students.....	150
Instruction as a % of Total General Fund Spending	151
Instructional Cost (Spending) per Student	152
Plant Spending as a % of Total General Fund Spending.....	153
State Appropriations per FYES.....	154
Student-to-Faculty Ratio.....	155
Ferris State University Non-Discrimination Statement	

GENERAL INFORMATION

MISSION STATEMENT

Ferris State University prepares students for successful careers, responsible citizenship, and lifelong learning. Through its many partnerships and its career-oriented, broad-based education, Ferris serves our rapidly changing global economy and society.

VISION STATEMENT

Ferris State University will be: The recognized leader in integrative education, where theory meets practice throughout the curriculum, and where multi-disciplinary skills important in a global economy are developed with the result that Ferris State University will also be:

- The preferred choice for students who seek specialized, innovative, career- and life-enhancing education
- The premier educational partner for government, communities, agencies, businesses, and industries through applied research and joint ventures
- A stimulating, student-centered academic environment that fosters life-long engagement, leadership, citizenship, and continuing intellectual development
- A university that aligns its practices and resources in support of its core values of collaboration, diversity, ethical community, excellence, learning, and opportunity

CORE VALUES

- **Collaboration:** Ferris contributes to the advancement of society by building partnerships with students, alumni, business and industry, government bodies, accrediting agencies, and the communities the University serves.
- **Diversity:** By providing a campus which is supportive, safe, and welcoming, Ferris embraces a diversity of ideas, beliefs, and cultures.
- **Ethical Community:** Ferris recognizes the inherent dignity of each member of the University community and treats everyone with respect. Our actions are guided by fairness, honesty, and integrity.
- **Excellence:** Committed to innovation and creativity, Ferris strives to produce the highest quality outcomes in all its endeavors.
- **Learning:** Ferris State University values education that is career-oriented, balances theory and practice, develops critical thinking, emphasizes active learning, and fosters responsibility and the desire for the lifelong pursuit of knowledge.
- **Opportunity:** Ferris, with a focus on developing career skills and knowledge, provides opportunities for civic engagement, leadership development, advancement, and success.

GENERAL INFORMATION

HISTORY

Established in 1884 by Woodbridge N. and Helen Gillespie Ferris, the University today continues its founders' vision of providing a career-oriented education that meets the challenges of a changing economy. Woodbridge, a distinguished Michigan educator and politician who served two terms as the state's governor and was elected a United States Senator, and Helen, co-founder and teacher, built their school on the concept of not only providing students with marketable skills, but giving students opportunities regardless of race, age, or status. Ferris was a private institute until 1950, when it joined the state higher education system. The college obtained university status in 1987.

LOCATION

Ferris State University's main campus is located in Big Rapids, a west central Michigan town of approximately 10,600 in the vacation-recreation region. In addition to being home of Ferris State University, Big Rapids is the county seat of Mecosta County. The 935-acre campus is readily accessible by the US-131 expressway and state highway M-20. Big Rapids is 55 miles north of Grand Rapids and within 200 miles of Chicago and Detroit.

CAMPUS SIZE 935 acres

ACADEMIC COLLEGES

- College of Arts and Sciences
- College of Business
- College of Education and Human Services
- College of Engineering Technology
- College of Health Professions
- College of Pharmacy
- Kendall College of Art and Design
- Michigan College of Optometry at FSU

ACADEMIC SERVICES Extended and International Operations
Retention and Student Success

ADMISSIONS

Current admission criteria for new students require all incoming freshmen students to submit ACT or SAT test scores along with official high school transcripts or official GED scores prior to an admission decision. Transfer students are required to submit official transcripts from all colleges attended as well as official high school transcripts and test scores to achieve a complete academic profile. Students fulfilling both university and program entrance requirements will be granted admission.

EDUCATIONAL PROGRAMS

Ferris offers more than 190 educational programs through the Colleges of Arts and Sciences, Business, Education and Human Services, Engineering Technology, Health Professions, Kendall College of Art and Design, Michigan College of Optometry, Pharmacy, and the offices of Extended and International Operations as well as Retention and Student Success. These programs lead to doctorate, master, bachelor, and associate degrees, as well as certificates. Master's degrees are offered specifically in Business Administration, Career and Technical Education, Criminal Justice, Curriculum and Instruction, Educational Leadership, Fine Arts, Information Security and Intelligence, Nursing, and Social Work. Doctoral degrees offered at Ferris are in Community College Leadership, Optometry and Pharmacy.

Each college offers a cluster of related programs that are targeted to prepare students for specific careers, responsible citizenship, and lifelong learning.

FINANCIAL AID

More than 79% of the students presently enrolled in a degree-granting program at Ferris State University receive some type of financial aid through federal, state, institutional, private, and other sources including: scholarships, grants, loans, and student employment. Ferris State University awards more than \$173 million in student aid annually.

Financial aid is primarily based on financial need and is intended to assist students whose families lack the total resources needed to pay for college. Information on financial aid programs available at Ferris may be obtained by contacting the Office of Scholarships and Financial Aid at (231) 591-2110 or via the Internet at <http://www.ferris.edu/> and clicking on the Financial Aid link. See Financial Aid details, on pages 135-136.

GENERAL INFORMATION

FERRIS STATE UNIVERSITY ACCREDITATION

**FSU and Kendall College of Art and Design are accredited by
The Higher Learning Commission of the North Central Association of Colleges and Schools
Kendall College of Art and Design is an accredited institutional member of
The National Association of Schools of Art and Design**

Accrediting Agencies

Accreditation Commission for Education in Nursing, Inc. (ACEN)
Accreditation Council for Business Schools & Programs (ACBSP)
Accreditation Council for Collegiate Graphic Communications, Inc. (ACCGC)
Accreditation Council for Pharmacy Education (ACPE)
Accreditation Council on Optometric Education (ACOE)
Accreditation Council on Optometric Education (ACOE)
Accreditation Council on Optometric Education (ACOE)
Accreditation Council on Optometric Education (ACOE)
Accreditation Council on Optometric Education (ACOE)
Accreditation Council on Optometric Education (ACOE)
Accreditation Council on Optometric Education (ACOE)
Accreditation Council on Optometric Education (ACOE)
Accreditation Council on Optometric Education (ACOE)
American Bar Association (ABA)
American Council for Construction Education (ACCE)
American Society of Health Systems Pharmacists (ASHP)
Association for Assessment and Accreditation of Laboratory Animal Care International (AAALAC International)
Associated Equipment Distributors Foundation (AEDF)
Association of Nutrition and Food Service Professionals (ANFP)
Commission on Accreditation for Health Informatics and Information Management Education (CAHIIM)
Commission on Accreditation for Health Informatics and Information Management Education (CAHIIM)
Commission on Dental Accreditation (CODA)
Commission on Accreditation of Allied Health Education Program (CAAHEP)
Commission on Accreditation for Respiratory Care (CoARC)
Council for the Accreditation of Educator Preparation (CAEP)
Council for Interior Design Accreditation (CIDA)
Council on Social Work Education (CSWE)
Engineering Technology Accreditation Commission of ABET (ETAC-ABET)
Engineering Technology Accreditation Commission of ABET (ETAC-ABET)
Engineering Technology Accreditation Commission of ABET (ETAC-ABET)
Engineering Technology Accreditation Commission of ABET (ETAC-ABET)
Engineering Accreditation Commission of ABET (EAC-ABET)
Engineering Technology Accreditation Commission of ABET (ETAC-ABET)
International Facility Management Association (IFMA)
Joint Review Committee on Education in Radiography Technology (JRCERT)
Joint Review Committee on Educational Programs in Nuclear Medicine Technology (JRCNMT)
MI Commission of Law Enforcement Standards (MCOLES)
National Accrediting Agency for Clinical Lab. Sciences (NAACLS)
National Accrediting Agency for Clinical Lab. Sciences (NAACLS)
National Automotive Technicians Education Foundation (NATEF)
National Automotive Technicians Education Foundation (NATEF)
Pharmacy Group Practice Associates (PGPA)
Professional Golfers' Association of America (PGA)
SpartanNash
United States Professional Tennis Association, Inc. (USPTA)
Source: Academic Affairs

Academic Program

Nursing - BSN and MSN Program
COB Programs
Graphic Communications and Graphic Media Management
Pharmacy
Residency in Ocular Disease at TLC Eye Care of MI
Residency in Ocular Disease, Battle Creek VA Med. Ctr.
Residency in Primary Eye Care & Ocular Disease, VA
Northern Indiana Health Care Systems, Ft. Wayne
Residency in Ocular Disease, Wyoming VA
Residency in Primary Care, Henry Ford OptimEyes, West Bloomfield
Residency in Ocular Disease and Primary Care, John D. Dingell VA Medical Center, Detroit
Residency in Cornea and Contact Lenses, Michigan College of Optometry at Ferris State University
Residency in Pediatric and Binocular Vision, Michigan College of Optometry at Ferris State University
Residency in Community Health & Primary Care, Cherry St Health Center
Legal Studies
Construction Management, BS
Meijer, Ferris State University and Pfizer Community Pharmacy Practice Residency
Animal Care Facility
Heavy Equipment Service Engineering Technology, BS
Nutrition & Food Service Management, AAS
Health Information Management
Health Information Technology
Dental Hygiene
Diagnostic Medical Sonography
Respiratory Care
School of Education
Interior Design, Kendall College of Art and Design
Social Work Program
Automotive Engineering Technology
Electrical/Electronic Engineering Technology, BS
Industrial Electronics Technology, AAS
Mechanical Engineering Technology (AAS and BS programs)
Surveying Engineering, BS
Welding Engineering Technology, BS
Facility Management
Radiography
Nuclear Medicine
Criminal Justice
Medical Laboratory Science
Medical Technology
Automotive Service Technology, AAS
Heavy Equipment Technology, AAS
Ferris State University College of Pharmacy Community Pharmacy Practice Residency Program
PGA Golf Management
Ferris State University College of Pharmacy Community Pharmacy Practice Residency Program
Professional Tennis Management

STUDENT COSTS

The average annual cost for a Michigan resident to attend Ferris (based upon 2016-17 rates) including tuition for 15 credits, room and board, fees, and estimated academic and personal expenses is \$24,140 for Freshmen/Sophomores and \$24,470 for Juniors/Seniors*.

2016-17 Costs	Semester	Year
Undergraduate (Michigan Resident)		
Freshman/Sophomore Tuition (15 credits)	\$5,880	\$11,760
Junior/Senior Tuition (15 credits)*	\$6,045	\$12,090
Room & Board (Platinum)	\$5,151	\$10,302
Sub-Total Freshman/Sophomore	\$10,937	\$21,874
Sub-Total Junior/Senior *	\$11,102	\$22,204
Books & Supplies (estimate)	\$457	\$914
Personal Expenses (estimate)	\$595	\$1,190
Refundable Fees **	\$81	\$162
Total Expenses (estimate) Freshman/Sophomore	\$12,070	\$22,140
Total Expenses (estimate) Junior/Senior*	\$12,235	\$24,470

TUITION

Full-Time Student (15 credits)		
Undergraduate (Non-Resident)	\$8,820	\$17,460
Undergraduate (International)	\$9,495	\$18,990
Undergraduate Student	Freshman/Sophomore	Junior/Senior*
Michigan Resident	\$392/credit	\$403/credit
Non-Resident	\$588/credit	\$605/credit
International	\$633/credit	\$648/credit
Graduate Student		
Michigan Resident	\$542/credit	
Non-Resident & International	\$813/credit	
Doctoral Student	\$638/credit	
Professional Student	Pharmacy	Optometry
Michigan Resident	\$667/credit	\$656/credit
Non-Resident	\$995/credit	\$984/credit

Suites & Apartments

East Campus Suites (2 bedroom/person)	\$4,046/semester	\$8,092/year
East Campus Suites (4 bedroom/person)	\$3,012/semester	\$6,023/year
Two Bedroom Townhouse – West Family	\$4,577/semester	\$12,205/year
Three Bedroom Townhouse – West Family	\$5,001/semester	\$13,336/year
West Single Per Room w/o Central Air (single student)	\$2,875/semester	\$7,667/year
West Single Per Room w/ Central Air (single student)	\$2,901/semester	\$7,736/year

*Undergraduate tuition rate for Junior and Senior students starting Spring 2014.

**If requested during the first week of class, the Racquet Facility fee, Student Activity and Government fee, and the Health Center fee will be deleted from the student's account. Cash refunds will only be granted for the Student Activity and Government fee if the student's account is paid in full, and only during the first week of classes.

GENERAL INFORMATION

KENDALL COLLEGE OF ART AND DESIGN OF FERRIS STATE UNIVERSITY

2016/2017 Tuition & Fees

Tuition per Credit Hour

Resident Undergraduate Gen Ed - US, US Territories, & Canada Freshman/Sophomore	\$392
Resident Undergraduate Gen Ed - US, US Territories, & Canada Junior/Senior	\$403
Resident Undergraduate Studio - US, US Territories, & Canada	\$863
International General Education Freshman/Sophomore	\$633
International General Education Junior/Senior	\$648
International Studio	\$1,376
Graduate - MFA/MAE	\$1,017
Graduate - MBA	\$600
Dual Enrollment (\$720 per 3 credit class)	\$246

Tuition Summary 2016-17 (15 credits/semester)

	Semester	Year
Resident UG General Ed		
Freshman/Sophomore	\$5,880	\$11,760
Junior/Senior	\$6,045	\$12,090
Resident UG Studio - US, US Territories, & Canada	\$12,945	\$25,890
International General Education		
Freshman/Sophomore	\$9,495	\$18,990
Junior/Senior	\$9,720	\$19,440
MFA/MAE Graduate	\$15,255	\$30,510
Resident MBA Graduate, Design & Innovation Mgmt.	\$9,000	\$18,000

Related Fees

Deferred Payment Charge	\$30	Parking Card Deposit	\$20
Digital Resource Class Fee	\$108	Print Management Fee	\$108
Enrollment Deposit/Matriculation Fee	\$150	Sculpture/Woodworking/3D Studio Fee	\$175
Fashion Studies Studio Fee	\$175	Student Life Fee	\$20
Locker Rental	\$45	Studio Card	\$10
Metals/Jewelry Fee	\$195	Studio Deposit	\$103
Model/Life Drawing Fee	\$93	Studio Space Fee grad (per semester)	\$0
Orientation Fee	\$55	Studio Space Fee undergrad (per semester)	\$355
Photography Class Fee	\$105	Technology Fee	\$175
Printmaking Class Fee	\$175	Transcript Fee	\$5

Late Payment Penalty – 2% Of Unpaid Balance

ATHLETICS

The Ferris State University Bulldogs are members of the National Collegiate Athletic Association (NCAA). Varsity teams compete in the Western Collegiate Hockey Association (NCAA Division I) in ice hockey and the Great Lakes Intercollegiate Athletic Conference (NCAA Division II) in all other sports. Ferris student athletes participate in 17 varsity sports: golf, tennis, basketball, indoor and outdoor track, cross country; softball, soccer and volleyball for women, hockey and football for men.

CENTER FOR LATIN @ STUDIES

The Center for Latin@ Studies (CLS) works to help students to enter and graduate college by building on the strengths of students' culture and identity.

DIVERSITY AND INCLUSION OFFICE

The Diversity and Inclusion Office works with the entire Ferris State University community to support the core values, mission and vision of the University, and to ensure that diversity, in its many forms, is understood, respected and valued. The Diversity and Inclusion Office at Ferris State University guides efforts to conceptualize, assess, and cultivate diversity as an institutional and educational resource.

More specifically, the Diversity and Inclusion Office will:

- Be a strong advocate for diversity and inclusion.
- Introduce diversity into the systems, structures, and culture of the University.
- Provide expertise and leadership on diversity and inclusion related matters, for example, faculty recruitment and retention issues, and the educational impact of diversity.
- Lead University-wide diversity planning and implementation efforts, resulting in a collaborative vision of diversity and inclusion.
- Help develop policies designed to improve the University climate.
- Identify strategies to enhance the compositional diversity profile of students, faculty, and staff.
- Provide resources and direction for infusing diversity into the curriculum.
- Offer annual assessment of the University's progress toward implementing the Diversity and Inclusion Plan.

ENTERTAINMENT UNLIMITED

Entertainment Unlimited (EU), the campus programming board, is responsible for coordinating more than 20 student-produced events each year including educational speakers, comedy shows, films, novelties, and live music performances. The programming board is open to all students with general membership requirements.

GENERAL INFORMATION

CENTER FOR LEADERSHIP, ACTIVITIES AND CAREER SERVICES (CLACS)

This department assists students in preparing for their future career by engaging them in activities and leadership development outside of the classroom. CLACS provides opportunities for students to put their skills to use while planning events, leading registered student organizations, volunteering their time to help the community, and attending a variety of conferences and workshops. The Center for Leadership, Activities and Career Services offers six distinct resource areas:

Career Services - assists students with career planning, career research, skills attainment, job search document preparation, interviewing, internships and job postings for success in the workplace. Students/alumni have access to Bulldog CareerLink, which is a state-of-the-art internet-based software package that allows students to write resumes, upload their resumes into the FSU Resume Book database, search and apply for employment/internship opportunities, and sign up for on-campus interviews and events. Career Fairs and on-campus interviewing opportunities bring over 350 employers on campus each semester.

Leadership - helps students gain and use leadership skills through campus and community involvement. To keep students involved and connected to the University, there are more than 240 registered student organizations (RSOs), including club sports, Greek-letter organizations, spiritual groups, academic societies, and professional associations. Students have access to OrgSync, an internet-based software package that allows students to manage their achievements and student organization business. OrgSync also allows students to create and produce a co-curricular transcript that displays proof of their leadership and activities outside of the classroom. The end of the year Torchbearer Awards Ceremony offers emerging and seasoned leaders recognition for their efforts.

Volunteerism - works hard to refer thousands of Ferris students and community members each year to area agencies seeking volunteers. The volunteer center also engages students and RSOs in fundraising and donation efforts that support local, national and international organizations.

Activities - provides a place to go when wondering what to do on campus. Multiple activities take place every day and the Activities Center staff will help you find something you enjoy doing. This Center also provides event planning assistance to all students to ensure a successful event. Homecoming, Bulldog Beginnings, Career Week, 5 Star speakers and more are coordinated through this center.

Student Organizations - helps to keep students involved and connected to the University. There are more than 240 registered student organizations (RSOs), including sports clubs, Greek-letter organizations, spiritual groups, academic societies, and professional associations. Students can find a suitable or fitting organization themselves or they can learn how to start a new one through this center.

Greek Life - Embracing the long-held history and values of Greek organizations, this Center works to empower Greek organization members to continue the legacy. The center offers recruitment information, support with activities, and plans Greek Week.

CORPORATE AND PROFESSIONAL DEVELOPMENT CENTER, Division of the College of Engineering Technology

Corporate and Professional Development – (CPD)

Corporate and Professional Development (CPD) is the outreach of the College of Engineering Technology that connects business and industry to the knowledge and resources of Ferris State University. CPD offers a wide range of services including customized training, applied research, test development, leadership development, and consulting. Since 1984, CPD has realized the vision of Woodbridge Ferris to serve society through the practical application of knowledge.

For further information about Corporate and Professional Development or how we can make your business stronger and more competitive, visit ferris.edu/cpd, e-mail cpd@ferris.edu, or call 231-591-5811.

Center for Certification, Training & Testing - (CCTT)

The Center for Certification Training and Testing was founded in the early 1990s to administer the EPA-mandated Section 608 certification and testing program to Heating, Ventilation, Air Conditioning and Refrigeration (HVACR) technicians throughout the country. A technician's certification card with the Ferris State University logo, which they display each time they purchase refrigerant, is recognized and valued throughout the industry. The CCTT, through its state-of-the-art database, has the ability to administer testing programs for a wide variety of businesses. The CCTT offers:

- EPA Section 608 & 609 Certification Program
- R410-A Certification Program
- HVAC Excellence Employment Ready Certification Program
- Green Awareness Certification Program (covers HVAC, Plumbing & Electrical)
- Geothermal Energy for the Home Certification Program
- Electrical Generating Systems Association (EGSA) Certification Program

For further information about CPD or CCTT, please visit <http://hvacinstitute.ferris.edu>, e-mail cfc@ferris.edu or call toll free (866) 880-7674.

GENERAL INFORMATION

EDUCATIONAL COUNSELING AND DISABILITIES SERVICES OFFICE (ECDS)

Ferris State University is complemented by comprehensive educational counseling, career counseling, and disability classroom accommodations available from the Educational Counseling and Disabilities Services (ECDS). The office is staffed with licensed counselors and is located on the 3rd floor of the Starr Building, room 313. Check <http://www.ferris.edu/ecds/> for the wide range of services offered.

EDUCATIONAL COUNSELING

ECDS is dedicated to aiding students in achieving academic success. ECDS's Educational Counseling can assist with academic related issues, such as stress management and test anxiety, and provide information on how to improve study skills, including time management tips and finding solutions and supports to barriers for success.

CAREER COUNSELING

ECDS's Career Counseling services can assist students to:

- Clarify academic and career interests
- Identify connections between a student's major and career options
- Identify resources to research employers
- Identify skills and strengths
- Determine a course of action to meet career objectives

DISABILITIES SERVICES

Disabilities Services serves and advocates for students with disabilities, facilitating them as they develop self-advocacy and independence skill, while promoting equal access to educational opportunities and programs.

EXTENDED AND INTERNATIONAL OPERATIONS

Through the activities of Extended and International Operations the impact and reach of Ferris extends beyond the main campus, an entrepreneurial view of business and curriculum development is cultivated, and support and direction are given to promote a global view for the entire Ferris community.

Ferris Statewide

For those students that are rooted in their home communities too far from the main campus to commute, Ferris operates off-campus locations throughout the state, often partnering with local community colleges. Currently totaling 21 sites, these locations deliver Ferris degree programs to students who would otherwise not have access to higher education.

Ferris Online

Ferris Online delivers online degrees, certificates, and courses that help students balance their personal and professional lives with their desire to learn.

Community College Leadership Doctoral Program

The Ferris State University Doctorate in Community College Leadership empowers graduates to advance community colleges toward excellence and community responsiveness through exemplary leadership.

Conference and Professional Services

The CPS team provides conference design and development consultation services that include planning, strategy, and implementation. To help ensure programs succeed, they assist with marketing and promotion, financial management, contracts, registration, site selection, facilities arrangements, on-site services, and evaluations.

Office of International Education

The work of the Office of International Education is to recruit and provide support to international students, coordinate Study Abroad and exchange programs, facilitate the Intensive English Program, and sponsor programming that supports the University goal of becoming a globally diverse and aware community.

More information about the EIO can be found online at ferris.edu/extendedinternational.

GENERAL INFORMATION

FERRIS LIBRARY FOR INFORMATION, TECHNOLOGY, AND EDUCATION (FLITE)

FLITE opened on March 12, 2001, as a premier research facility integrating modern technology with traditional information resources. Designed for flexibility and versatility, FLITE continues to adapt to the advancing digital age. The Library houses 172 public computers, including a Mac Design Center of eight computers loaded with design software; wireless connectivity; seating for 1,300 visitors; and 56 individual and group study rooms. Among its customer service attributes, FLITE contains an extended-hours study area and a family study room for visitors accompanied with children. Students using FLITE have access to laptop computers and scanners. An assistive-technologies laboratory facilitates the learning and research of students requiring special accommodations.

FLITE serves as a gateway to a variety of information resources available both on-site and off-campus in print and digital formats. FLITE houses a collection of more than 250,000 print volumes and provides access to online databases; reference resources; more than 75,000 electronic journals, newspapers, and magazines, streaming video, and over 200,000 eBooks. FLITE's SmartSearch service allows users to search for information from most of these collections through a single Google-like search box. FLITE is a Federal Depository Library for U.S. government documents and a Patent and Trademark Depository Library. The Library's online catalogs and digital resources are available through the FLITE website at <http://www.ferris.edu/library/>. Interlibrary loan and document delivery services are offered to all faculty, staff, and students, including distance-education students, allowing users access to an immeasurable number of additional resources. Faculty, staff, and students can receive help using any library resource by phone, email, real-time chat, or SMS text. Individual research assistance is available upon request from subject-specialist librarians by submitting electronic request forms via the website. Faculty may also search and reserve titles in the "Media Booking" collection, which includes media resources for in-classroom use.

FLITE takes full advantage of advanced technologies to expand opportunities for teaching and learning. The Library contains four instructional studios equipped with 20-30 computer stations, an instructor's workstation, sound and projection equipment, TV/VCR, and DVD player. All instructional studios are "smart classrooms" and include a docucam. Additional equipment such as laptop computers and wireless microphones are available upon request. The instructional studios allow librarians and other faculty to teach the information-seeking and critical-thinking skills necessary to evaluate information resources. The information literacy program starts with the basics in the form of an adventurous active-learning activity in the Ferris State University Seminar (FSUS) courses. The online tutorial PILOT (developed at FLITE) provides instruction in library use and research to classes upon request of instructors. Additionally, FLITE has seven seminar rooms of various sizes to accommodate library instruction classes, meetings, and professional development activities.

FERRIS LIBRARY FOR INFORMATION, TECHNOLOGY, AND EDUCATION (FLITE continued)

The FSU Media Production unit is housed on the fourth floor of FLITE. Media Production provides assistance to faculty, staff, and students in the design, development, implementation, and distribution of media-related resources in support of Ferris instruction and activities. Activities range from videography to graphic design and production to creating DVDs from slide collections. FLITE is also home to the Faculty Center for Teaching and Learning, the Jim Crow Museum of Racist Memorabilia, the Office of Multicultural Student Services, and the Office of Research and Sponsored Programs.

2015-2016 Statistics**Services - July 2015 to June 2016**

Hours open	95.5/week
Gate count	316,761
Circulation of library materials (including print reserves)	14,105
Checkout Desk reserves circulation	2,949
Electronic reserves downloads	13,356
Study room checkouts	38,900
Laptop checkouts	7,947
Full text journal downloads	235,507
Library instruction sessions [includes 96% (97 sections out of 101 sections) of fall 2015 FSUS classes]	542
Items borrowed from other libraries	4,977
Items loaned to other libraries	10,686

Access/Holdings - July 2016

Total print volumes (books and bound journals)	267,326
Periodical titles available in all formats (print, electronic, microform)	75,326
Catalogued electronic books	220,652
Additions to FIR (Ferris Institutional Repository)	782
Public computers	172
Computers in instruction studios	115
Study rooms available for checkout	56
Laptop computers available for checkout (includes 5 MacBooks)	42

Source: FLITE

GENERAL INFORMATION

GIFTS TO THE UNIVERSITY

Private giving to the University in fiscal year 2016 totaled \$6,345,702, which includes cash contributions of \$2,322,583; in-kind gifts of \$2,204,725; and new pledges/expectancies of \$1,818,394.

Contributions may be made in many ways:

- Gifts from alumni, parents, employees or staff, and friends
- Gifts from business and industry, including cash, equipment, and materials
- Gifts and grants from foundations
- Matching gifts (companies or corporate foundations match their employees' gifts to Ferris from one-to-one to a four-to-one ratio)
- Gifts in memory or honor of individuals
- Gifts through naming Ferris State University as a beneficiary in estate plans

Societies of Distinction recognize extraordinary generosity:

- **Woodbridge N. Ferris Society:** \$1,000,000 cash, in-kind gifts, and planned gifts
- **Helen Gillespie Ferris Society:** \$750,000 cash, in-kind gifts, and planned gifts
- **Legacy Society:** \$500,000 cash, in-kind gifts, and planned gifts
- **Carillon Society:** \$250,000 cash, in-kind gifts, and planned gifts
- **Phoenix Society:** \$100,000 cash, in-kind gifts, and planned gifts
- **Old Main Society:** \$50,000 cash, in-kind gifts, and planned gifts
- **Founder's Society:** \$25,000 cash, in-kind gifts, and planned gifts
- **President's Society:** \$10,000 cash, in-kind gifts, and planned gifts
- **Abigail Timme Smith Society:** All planned gifts
- **Annual Leadership Society:** \$1,000 in cash or in-kind gifts made each year
- **Annual Crimson & Gold Society:** \$500 in cash or in-kind gifts made each year/\$100 in cash or in-kind gifts made each year for our most recent graduates of 5 years or less

Athletic booster clubs help student-athletes:

- **Bulldog Athletic Association:** The fundraising arm of Ferris State Athletics, gifts support our student-athletes in 17 intercollegiate programs
- **Blueline Club:** Gifts are designated to support the varsity hockey program. Hobey Baker \$1,000+, All American \$500-\$999, Captain \$100-\$499, Basic \$50-\$99
- **Gridiron Club:** Gifts are designated to support the football program. 1100 Fund Level \$1,100, Coaches \$500, All American \$250, Bulldog \$125, Lettermen \$50, Basic \$25
- **Rebounders Club:** Gifts are designated to support the men's basketball program. Elite Committee \$2,000+, All-American \$500-\$1,999, All-Conference \$250-\$499, Captain \$150-\$249, Basic \$50-\$149, Kid's Club \$25
- **Sixth Dawg Club:** Gifts are designated to support the women's basketball program. All-Conference \$500+, All Division \$250, Team Member \$125, Basic Member \$50

For further information, please contact William R. Goode at [231-591-3818](tel:231-591-3818) or email at: WilliamGoode@ferris.edu

HOUSING & RESIDENCE LIFE

Living on campus has proven to foster student engagement and improve overall student success. Ferris State University on-campus housing provides an environment that is clean, comfortable, safe and conducive to supporting the academic mission of the University. More specifically, living in the residence halls enhances and completes the learning that occurs at the University.

Student growth is enhanced through exposure to other points of view, experiencing diverse populations, and learning to live interdependently in a community of peers. Living with others can help residents develop coping skills and experiment with responsible decision-making in a safe environment.

A variety of housing and dining options give students the opportunity to create the environment in which they feel most comfortable. Amenities include wired and wireless internet connections in each residence hall, a choice of double or single rooms, the first-year experience and many other themed housing options. Cable television, available in every room, includes HD and movie channels. Washers and dryers are located on virtually every floor. Mail is delivered to each residence hall and each hall is equipped to provide a homelike feel with items such as board games, large screen televisions, overstuffed furniture and hall-sponsored activities.

Living in the residence halls is an educational endeavor. Our staff provides social and educational programming aimed at building cohesive communities on each floor. While our hall staff is in place to assist in maintaining community standards, residents are reminded that maintaining community standards is a shared responsibility.

The apartment community at the University consists of the West Campus Apartments. The West Campus complex has 150 two-bedroom and 50 three-bedroom unfurnished townhouses that include a laundry facility in each complex. They are designed to provide a neighborhood-like atmosphere for families and single students alike. Families with children living in campus apartments are encouraged to use the playground, basketball courts and various walking paths.

The East Campus Suites are neither residence halls nor apartments, rather this style of on-campus housing combines the best of both worlds. Each of the three 3-story buildings is home to 100 students. Exterior doors are locked 24/7 utilizing the same card swipe access and blue light/call box phone security system as our residence halls. Each building houses 24 four-bedroom suites and 2 two-bedroom suites. Every student has his or her own furnished bedroom and shares a full bathroom with one other student. A furnished living room and full kitchen complement the feeling of home each suite provides. With amenities such as air conditioning, garbage disposal, wireless connectivity, campus cable television, and more, the suites are sure to be a campus favorite for generations to come.

Accessible residence halls, townhouses and suites are available for students with special needs. Learn more of what the Office of Housing & Residence Life has to offer on line at <http://www.ferris.edu/housing>.

GENERAL INFORMATION

INFORMATION TECHNOLOGY SERVICES

The Information Technology Services (ITS) department takes care of the computing needs of the University community. Our services range from phone-in support, to desktop management, to network infrastructure, and to enterprise applications work.

The Technology Assistance Center (TAC) is the first point of contact for students, faculty, staff, and others associated with the University to get computer assistance. Customers can contact TAC via phone, chat, or email; or look for answers on University standard hardware, software, and systems on the web site (www.ferris.edu/techsupport).

To support the educational process, ITS manages the software and hardware on over 5,000 University-owned computer stations located in classrooms, public access labs, and faculty/staff offices. Many of the classrooms also have specialized equipment to aid instruction such as digital projectors, student feedback systems (“clickers”), as well as multimedia playback and recording systems.

Information Technology Services maintains over 225 servers to run the business of the University community. The main systems include FerrisConnect, the on-line learning/course management system; MyFSU, the campus portal system; and Banner, the University records system. Blackboard hosts fully online courses for students all over the world, and provides the tools to enhance student learning and assessment for many on-campus courses as well.

Computers all across campus can access the internet and other University services via the high-speed network. Wired and/or wireless access is available in most places on campus, with each of the 3,000 residence hall rooms and campus apartments having at least one wired network jack. ITS also maintains the cable, emergency management, and phone services for the University.

Students and employees can get repairs on their personally owned computers for a nominal charge and purchase Adobe software at significantly reduced prices through the Student Technology Services department, located in the University Center. Students can download five free copies of Microsoft Office on personal devices for use as long as they are actively taking classes. Employees can download one Microsoft Office copy at a reduced cost to install on a personally owned device for business use. Student Technology Services operates the iConnect program where students can have their computers set up to connect to the network for no charge at the start of fall semester.

The ITS Central Office is responsible for overall management of IT, project management, service management, policies, communications, and information security.

Overall, ITS handles approximately 42,000 work tickets a year to address the needs of customers.

INTRAMURAL AND RECREATIONAL SPORTS

Annually, more than half of the student body participates in organized recreational sports activities, including extensive intramural and club sport programs. Other students participate in informal recreation activities. Ferris provides ample facilities for athletics and recreation, including a Student Recreation Center with pool, weight room, basketball and volleyball courts, and an indoor track; a golf course; a sports complex including full and half-size ice rinks, additional basketball and volleyball courts; racquetball courts and indoor and outdoor tennis courts.

KENDALL COLLEGE OF ART AND DESIGN OF FERRIS STATE UNIVERSITY

Kendall College of Art and Design was established in 1928 through a generous endowment provided by Helen Miller Kendall as a memorial to her husband, David Wolcott Kendall, recognized as the Dean of American Furniture Designers. Helen Kendall envisioned a school whose graduates would be leaders in the world of art and design. Since opening its doors to students in 1931, Kendall College of Art and Design has prepared generations of students for careers as professional artists and designers. Through the years the College has expanded the curriculum and grown in size to include seventeen undergraduate programs in art and design as well as five graduate degree programs. In addition, Kendall College of Art and Design is an active partner with the community, annually providing more than 2,000 children and adults with the opportunity to pursue courses in art and design through its Continuing Studies Program.

In 1996, the Board of Trustees of Kendall College of Art and Design voted to merge Kendall with Ferris State University, a process that was completed in December 2000. Founded in 1884 as Ferris Industrial School, Ferris State University is dedicated to providing an education that prepares its students for professional careers. Ferris State also seeks, through its educational programs, applied research and expertise, to support and strengthen the economy of Michigan and the nation.

Through the combination of these two distinctive institutions, the Boards of both Kendall and Ferris forged a union that offers students the educational opportunities and strengths of each institution. At the heart of both institutions is the commitment that graduates are prepared to pursue professional careers. Together, the institutions share a dedication to educational excellence and innovation coupled with practical application. As partners, the two institutions build upon, and expand, the unique educational opportunities they offer in world-class programs in art, design, and technology.

As a College within Ferris State University, Kendall College of Art and Design prepares students for leadership in the visual arts, design, art history, and art education; provides innovative, collaborative education that fosters intellectual growth and individual creativity; and promotes awareness of ethical and civic responsibilities of artists and designers, locally and globally.

Kendall College of Art and Design of Ferris State University is committed to the principle of equal opportunity in education and employment. It is the policy of the University to prohibit unlawful discrimination in connection with any aspect of educational programs or opportunities, services to the public, or employment, on the basis of race, color, religion or creed, national origin, sex, age, marital status, veteran or military status, height, weight, protected disability, or any other characteristic prohibited by applicable State or federal laws or regulations. In addition, although not mandated by law, it is the policy of the University to prohibit discrimination in education and employment on the basis of sexual orientation.

GENERAL INFORMATION

KENDALL COLLEGE OF ART AND DESIGN OF FERRIS STATE UNIVERSITY (continued)

This Policy on Non-Discrimination is designed to express the University's intent and commitment to comply with the requirements of State and federal non-discrimination laws. This Policy and all other policies and procedures of the University shall be interpreted and applied co-extensively with such laws.

This Policy shall not be interpreted as creating any legally enforceable rights, contractual or otherwise, that are greater than those existing under applicable non-discrimination laws. The prohibition against discrimination on the basis of sexual orientation does not apply to the University's relationships with outside organizations, including the federal government, the military, ROTC, and private employers. Nothing contained in this Policy shall be construed as prohibiting the University from applying bona fide occupational qualifications.

The University reaffirms its policy of administering all of its educational programs, and related support services and benefits, in a manner that does not discriminate with respect to a student or prospective student in any way that violates the University's Policy on Non-Discrimination. The University is committed to providing education relevant to a changing society to all students who have the motivation to succeed and the ability to benefit from the opportunity and have been admitted to the University. A practice of affirmative recruitment and retention of members of under-represented or disadvantaged populations supports this policy of opportunity and accessibility. This policy applies to each and every phase of educational programs, services and benefits, including recruitment, applications, admissions, enrollment, counseling and guidance, financial assistance, degree requirements, athletics, student life, and other activities.

The University reaffirms its policy of providing social, cultural and other services, consistent with its mission, in a manner that does not discriminate with respect to members of the public in any way that violates the University's Policy on Non-Discrimination. This policy applies to each and every phase of all services to the public conducted by the University, or by University-sanctioned organizations, or at facilities under the control of the University.

As a condition of enrollment, students consent to the use of any works produced by them while a student at Kendall College of Art and Design of Ferris State University for the purpose of publicizing and promoting the University.

KENDALL COLLEGE OF ART AND DESIGN OF FERRIS STATE UNIVERSITY (continued)

As part of Ferris State University, Kendall College of Art and Design is accredited by:

The Higher Learning Commission of the North Central Association of Colleges and Schools
230 South LaSalle Street, Suite 7-500
Chicago, IL 60604-1413
(800) 621-7440

Kendall College of Art and Design of Ferris State University is an accredited institutional member of:

The National Association of Schools of Art and Design
11250 Roger Bacon Drive, Suite 21
Reston, VA 22090
(703) 437-0700

Kendall's Interior Design program is accredited by:

The Council for Interior Design Accreditation
206 Grandville SW
Grand Rapids, MI 49503-2822
(616) 458-0400

The Kendall College of Art and Design of Ferris State University Master of Architecture Program has been granted Candidacy status for accreditation by:

The National Architectural Accrediting Board
1101 Connecticut Avenue NW, Suite 410
Washington, DC 20036
(202) 783-2007

Bachelor of Fine Arts in:

Art Education with K12 Art Education Certification
Collaborative Design
Digital Media
Drawing
Fashion Studies
Furniture Design
Graphic Design
Illustration
Industrial Design
Interior Design
Medical Illustration
Metals/Jewelry Design
Painting
Photography
Printmaking
Sculpture/Functional Art

Bachelor of Science in:

Art History - Academic
Art History - Studio

Master of Architecture

Master of Arts In Visual and Critical Studies

Master of Art Education

Master of Arts in Visual and Critical Studies

Master of Fine Arts in:

Drawing
Painting
Photography
Printmaking

Master of Business Administration

Certificate in Design and Innovation Management
(as part of Ferris State University's MBA program)

GENERAL INFORMATION

OFFICE OF MULTICULTURAL STUDENT SERVICES

The Office of Multicultural Student Services (OMSS) promotes the intellectual understanding and appreciation of diversity, inclusion and social justice by creating opportunities for learning and leadership development for the campus community. In addition, the office provides meaningful support to assist in the transition, retention, and graduation of underrepresented student populations.

As students matriculate through Ferris, the OMSS staff is committed to supporting our students through our five pillars of service:

Advocacy - OMSS makes every attempt to ensure that our students' college experiences are fair and as rewarding as possible by providing meaningful support.

Leadership Development - Through the T.O.W.E.R.S. Leadership Development Program, OMSS provides development opportunities for students to learn and develop important transferable skills that will assist them in becoming leaders on campus and in their future careers.

Mentorship - OMSS staff provides one-on-one guidance to students and organizations to encourage growth and development and to help them make healthy choices socially and academically.

Cultural Awareness - OMSS sponsors a variety of programs, guest speakers, and discussions to engage the campus community and facilitate student learning as it relates to multiculturalism and inclusion.

College Access - OMSS spreads awareness and creates a college-going culture to prospective middle and high school students through the federal and state funded MI GEAR UP/KCP College Day Program.

OMSS coordinates many cultural awareness events throughout the year, listed are just a few: Culture 365 Signature Event Series, Transitions to Success: Minority Freshman Orientation, Cultural Connections Open House, Hispanic Heritage Month Celebration, Native American Heritage Month Celebration, Dr. Martin Luther King, Jr. Celebration, Black History Month Celebration, Women's History Month Celebration, Asian American History Month Celebration, OMSS Minority Graduate Recognition Program, TOWERS Leadership Development Program, and Black Male Network Initiative.

OFFICE OF TRANSFER AND SECONDARY SCHOOL PARTNERSHIPS

The Office of Transfer and Secondary School Partnerships is committed to creating conditions that foster student success and promoting access to higher education and degree attainment by facilitating successful transfer of college and articulated credit. The office offers support and services for community colleges and transfer students through community college agreements, articulation agreements, and transfer guides. For high school students, the office coordinates dual enrollment, concurrent enrollment, articulation, as well as programs to help high school students become college ready through the Center for College Readiness.

RETENTION AND STUDENT SUCCESS

Retention and Student Success is the home for academic support services at Ferris State University. The purpose is to provide developmental courses, educational counseling, and academic support services that will empower students enrolled at Ferris State University to achieve their educational and career goals.

STUDENT AFFAIRS

The division of Student Affairs provides a variety of programs and services for students through the following departments: Birkam Health and Counseling Center, Center for Leadership, Activities and Career Services, Admissions, Registrar's Office, Financial Aid, Institutional Research and Testing, Enrollment Services, Office of Multicultural Student Services, Student Conduct, Student Employment, Student Life, University Center, and University Recreation. These departments promote, support and complement the mission of the institution by working collaboratively with students, faculty, staff and the surrounding communities to facilitate opportunities for students to access higher education and participate in student-centered learning through diverse experiences that support student engagement, retention and graduation.

STUDENT EMPLOYMENT

The Student Employment Office is located in the Timme Center for Student Services. Its goal is to assist students in finding part-time employment that will provide income while attending Ferris, as well as help them learn transitional skills that will benefit them upon graduation. There are over 2,000 student employees on campus every year. In addition to helping students find jobs on campus, Student Employment offers off-campus job postings for area businesses. The office participates in the Federal Community Service Work Study Program that allows students to work in community-based positions in the area such as the local food pantry, working as a reading tutor for local students, or the local recycling center. Students may also sign up for the Quick Cash program that puts them in touch with local residents who are looking to hire students for odd jobs such as yard work, painting, etc. More information on Student Employment can be found at

<http://www.ferris.edu/HTMLS/admission/financialaid/employment/index.htm>

Having a part-time job while going to school is a great way for students to interact with others, learn valuable job skills, and earn some spending money to keep student loans to a minimum.

GENERAL INFORMATION

FERRIS BUILDINGS AND POINTS OF INTEREST

Alumni Building (1929) - The oldest building on campus and the only building to survive the fire in 1950, the Alumni Building houses the University Archives and Extended and International Operations, which administers Ferris Statewide, Ferris Online, Conference and Professional Services, Office of International Education, Entrepreneurship Institute, Academic Incubator, and the doctorate program in Community College Leadership. Classrooms and faculty offices for the College of Arts and Sciences are also in this building, as well as the office of Ferris State University TORCH student newspaper.

Arts and Sciences Commons (1996) - This building houses Arts and Sciences faculty and administrative offices, Retention & Student Success faculty and administrative offices, the Academic Support Center, the Shimadzu Core Laboratory for Academic and Research Excellence, the Card Wildlife Education Center, and the Writing Center, which provides peer tutoring to assist students with writing and study skills. The building also features "The Visionary," a mural - one of the largest of its type in the world - depicting the history of FSU. The Arts and Sciences Commons structure connects the Science and Starr Buildings.

Automotive Center (1956) - The Automotive Center (formerly Technical and Applied Arts Center) comprises the instructional and lecture facilities for Automotive Services, Automotive Management and Automotive Engineering Technology.

Birkam Health Center (1959) - This building houses the Birkam Health Center as well as the Personal Counseling Center to provide a wide variety of health care and mental health services. It is also the home of the Office of Student Conduct and the Ferris Youth Initiative.

Bishop Hall/College of Education & Human Services (1967) - Built as a residence hall, Bishop Hall/College of Education was remodeled in 1986 to house the College of Education & Human Services administrative offices and classrooms. Tot's Place is also located in this building.

Business Building (1970) - The College of Business houses regular and team-based classrooms and computer labs (Mac, PC, Networking, Security, and Imaging & Media Production), as well as administrative and faculty offices. The facility also includes a recently renovated auditorium that accommodates in excess of 200.

Creative Arts Center (1965) - This building houses the studios, classrooms, and faculty offices needed for the Studio Arts in the College of Arts and Sciences.

Ewigleben Sports Complex/Ice Arena (1974) - This building comprises of two indoor ice rinks and a recreational wing with facilities for intercollegiate hockey, recreational hockey and skating, basketball, and volleyball, all completed in 1975. An addition completed in 1981 includes fitness and sports-medicine facilities and a volleyball arena.

Ferris Library for Information, Technology, and Education (FLITE) (2001) - Located in the heart of the main campus, FLITE features a variety of work and study spaces, including an information commons, 4 instructional studios, 8 seminar rooms, 56 individual and group study rooms, a reading room, an extended-hours study area, and the FCTL Learn Lab, all with wireless access capability. The building has a total seating capacity of 1,300 and provides access to 172 public computers. FLITE provides access to over 75,000 periodicals, most of which are accessed online, and houses over 250,000 volumes. FLITE also provides access to over 200,000 e-books. FLITE librarians taught over 500 instruction sessions in fall 2015 for Ferris students. Additionally, FLITE librarians bring library instruction to campus students around the state. FLITE is a U.S. Government Documents Depository, a Patent and Trademark Depository Library for Western Lower Michigan, and a depository for the U.S. Bureau of the Census. FLITE is the home to several other university departments such as the Faculty Center for Teaching and Learning, the Office of Multicultural Student Services, Media Production, The Jim Crow Museum of Racist Memorabilia, and the Office of Research and Sponsored Programs.

First Lady's Attic (2009) - Ferris State University is committed to providing opportunities for its students, including the opportunity to get professional clothing for a job, internship interview or class presentation at the First Lady's Attic, located in the University Center. Founded in 2009 by Patsy Eisler, the First Lady's Attic accepts donations of professional clothing from alumni, staff and community members. A Ferris student can pick up an outfit for their interview free of charge. It is theirs to keep. The First Lady's Attic ensures that all Ferris students are dressed appropriately for success. The Attic is managed by the Diversity and Inclusion Office. For more information please visit <http://www.ferris.edu/flattic/>.

G. Mennen Williams Auditorium (1961) - This facility houses FSU's theater program and also serves as the largest multipurpose auditorium for the FSU campus. With seating for 1,644, Williams Auditorium hosts musical, dramatic, cultural, and convocation events throughout the year. It also is available for public rental use when scheduling allows.

Granger Center for Construction & HVACR (2003) - The Granger Center for Construction and HVACR is a state-of-the-art facility - an interactive learning center where all structural steel, process piping, mechanical systems, and electrical systems are exposed or visible behind glass. The Center focuses on both theory and application. Its laboratory facilities provide a practical, "hands-on" experience using an extensive array of sophisticated up-to-date equipment devoted to testing and solving problems students are likely to encounter in the field.

Heavy Equipment Center (1987) - This 53,000-square-foot building accommodates students in the 2- and 4-year Heavy Equipment Technology programs. The HEC building is the largest facility in the country dedicated to educate and train graduates for entry into the heavy equipment industry workforce. Additionally, it is home to the Heavy Equipment Service Engineering Technology B.S. Degree, the only one of its kind in the U.S.

GENERAL INFORMATION

Interdisciplinary Resource Center (IRC) (1969) - This building contains one large lecture hall seating 120, five classrooms with state-of-the-art teaching technology seating 30-50, television studios, the Center for Latino Studies, and the Office of International Education (that includes one computer classroom). The second floor houses faculty from the College of Business.

Jim Crow Museum (2006) - The Jim Crow Museum is a national and international resource for individuals and groups interested in learning more about race, race relations, and racism. Located in the lower level of FLITE, the museum is this nation's largest publicly accessible collection of racial- and segregation-based artifacts. The museum is FREE to the public and features six exhibit areas—who and what is Jim Crow, Jim Crow Violence, Jim Crow and Anti-Black Imagery, Battling Jim Crow Imagery, Attacking Jim Crow Segregation, and Beyond Jim Crow. The museum also offers a comprehensive timeline of the African American experience in the United States. The timeline is divided into sections: Africa before Slavery, Slavery in America, Reconstruction, Jim Crow, Civil Rights and Post Civil Rights.

Regular hours are Monday through Friday from 12-5 p.m. To schedule a group tour, please contact Lisa Kemmis at (231) 591-5873 or at jimcrowmuseum@ferris.edu. Please refer to the calendar of events for availability. Visitors to the Jim Crow Museum are prohibited from photographing or video recording any portions of the museum. Exceptions to this policy can be made at the sole discretion of museum staff and might include special events, scholars who have made arrangements in advance of their visits, and credentialed members of the press. Note: Because many of the museum's artifacts and media pieces contain explicit images of violence, nudity, offensive language, and other mature themes, the museum is recommended for those 12 years of age and older.

Katke Golf Course (est. 1974) - This course offers 21 holes of championship golf. The original 18-hole course is a par 72 measuring 6,967 yards from the Black tees, 6,317 from the Crimson tees, 5,648 from the Silver tees and 4,752 from the Gold tees. Katke also features a "Family Tee" for juniors and new golfers. The D.O.G. Tee or *Developing Original Golfers* Tee allows new golfers the ability to play with more experienced players.

Katke's award-winning practice facility features three regulation holes (#19, #20 and #21), 100,000 square feet of natural grass teeing space, six target greens, a short game area for pitching, chipping, and bunker play and multiple putting greens.

The Katke Clubhouse sits atop the highest point in Mecosta County with excellent views of the county to the west and of the FSU Campus to the east. The clubhouse provides full-service amenities including a fully stocked Golf Pro Shop, men's and women's locker rooms, Founders Grill, which features a variety of food and beverage options, and a Multi-Purpose Room with seating for up to 50 guests, perfect for business meetings or small parties.

PGA Professional Staff is available daily, providing all of the needed services for golf-outing events, tournament needs, golf instruction and clinics, and custom club fitting.

The golf course is conveniently located adjacent to the Holiday Inn Hotel and Conference Center.

McKessy House (1989) - McKessy House, resembling an Old English cottage on Cedar Street, north of Williams Auditorium, was purchased by Ferris State University in 1989 as a result of a generous gift from Gerald McKessy, a 1929 graduate of Ferris's college-preparatory program who went on to graduate from the Detroit College of Law in 1933. Mr. McKessy was a charter member of the Presidents Club, a member of the Phoenix Society, a founding father of the Alumni Foundation, a 12-year member of the Board of Directors of the Alumni Association, and a recipient of the Distinguished Alumnus Award in 1971 for the generous donation of his time and talents to Ferris State University. Mr. McKessy donated stock, the proceeds of which were used to buy the house, storage barn, and two acres that are now utilized as parking and additional Arts and Sciences classroom space. Mr. McKessy's gift also made it possible to remodel the house which is currently occupied by the division of Governmental Relations and General Counsel. This division is responsible for governmental and community relations, legal affairs, equal opportunity, and labor relations.

Michigan Art Walk (1996) - The Michigan Art Walk is an ongoing project whereby original pieces of art work created by Michigan artists are installed throughout campus and linked by a meandering pathway, ultimately reaching into the Big Rapids community. The inaugural sculpture of the Michigan Art Walk, by Ann Arbor-based artist Barron Naegel, was installed in the fall of 1996. Also installed in the fall of 1996 were a wall sculpture by Daniel Roache, under the auspices of the Presidential Art Collection, and the main panel of Robert Barnum's "The Visionary," which depicts the history of Ferris State University. The unveiling of "Escape," an outdoor sculpture by R. Farrington Sharp, on October 17, 1997 continued the project, along with the side panels of "The Visionary" which were unveiled on February 20, 1998, completing Barnum's triptych. "Totem Stack," a sculpture by Ferndale artist Albert Young, was unveiled on May 7, 1998. "Muse" by Irina A. Koukhanova, was dedicated on November 19, 1998, and sculptor Fritz Olsen's "Ripples" was unveiled November 19, 1999. Lois Teicher's functional piece, "Bench with Three Deep Seats," was dedicated on June 14, 2000. "Ferris Arch," a limestone sculpture by Kenneth Thompson, was dedicated October 10, 2001. Mark Chatterley's "Journey to the Body Collective," a flying wall sculpture located in the reading room at FLITE, was dedicated on October 29, 2002. Robert Barnum's "Of Thought and Reason," a 130-foot-long, 10-foot-tall painting on canvas located in FLITE's Extended Study Area was unveiled on August 28, 2003. Ray Katz's "Celebration," a large-scale metal sculpture, was unveiled September 3, 2004. The "TO STRIVE, TO SEEK, TO FIND" sculpture is dedicated to the 125th anniversary of FSU. The sculpture was created in a partnership between Ferris Fine Arts and the campus Welding Engineering Technology Program and was funded under the FSU Festival of the Arts. Important comments, quotes or sayings about Ferris are cut into the figure from support plates redefining viewer response and increasing level of content. The Art Walk pieces can be viewed on the Ferris website along with information about the artists.

Michigan College of Optometry (2011) - This state-of-the-art 87,000-square-foot building is the University's first Leadership in Energy and Environmental Design (LEED) Gold certified building. The Michigan College of Optometry building's first floor is home to the University Eye Center, which provides eye health and vision care services to the public and University community, as well as specialty eye and vision care to patients from all over the state of Michigan, as part of its mission to provide excellent clinical education for students of the college.

GENERAL INFORMATION

Music Center (1962) - The Music Center is located in the heart of the campus at the foot of the Carillon Clock Tower on the south end of the quad "green space" and just north of Top Taggart Field (football stadium). This facility offers rehearsal and practice space for all varieties of ensembles. The band room can accommodate groups of up to 100 musicians and the Choral Room provides room for 60 musicians. Private practice rooms are available and are ideal for individual practice or small groups of 2-3 people. Each practice room contains an acoustic piano. The Humanities Department maintains these instruments (regular tuning, etc.) as a service to currently enrolled students. The piano lab has 15 stations (full-size digital pianos) which are used for group instruction and practice for those enrolled in music classes. The music faculty and ensemble director's offices are also in the Music Center.

National Elastomer Center for Plastics and Rubber Technology (1987) - The Ferris Plastics and Rubber program is the largest and most respected undergraduate program of its kind in the United States. The Plastics B.S. program was started in 1982 and continues to fill a great need in the growing plastics industry for technically trained personnel. Ferris graduates gain immediate status as recognized technical leaders. This innovative program provides students with a background that includes topics such as processing, material testing and properties, and mold and product design. Classes emphasize hands-on learning, using the same type of equipment that is currently used in the industry. The plastics building was expanded in 1998, and renamed the "National Elastomer Center" to include educational space for the new rubber degrees. The rubber program is a unique educational experience with graduates being sought after by the rubber industry. Coursework follows the original plastics degree in processing, testing, and design, but also includes rubber compounding. The plastics and rubber industry has shown support for the Ferris programs by sponsoring the construction of the Plastics Building in 1987 and the expansion in 1998 with funding for equipment and supplies, providing job experience by employing our students for summer internships and finally hiring our graduates.

Pharmacy Building (1972) - Designed to house all on-campus operations of the College of Pharmacy, this building includes specialized laboratories and the Ferris Pharmacy Care Clinic as well as an antique pharmacy exhibit.

Presidential Art Collection (1996) - Daniel Roache was chosen as the first contributor for a collection featuring commissioned works by Michigan artists honoring Ferris presidents. His aluminum, wall-mounted sculpture representing the seven (at that time) academic colleges hangs in the Williams Auditorium lobby. A bronze bust of President Byron Brophy by Midland sculptors James S. Hopfensperger and Joan Hopfensperger-Most was dedicated on April 30, 1999. It is on display in the Ferris Library for Information, Technology, and Education (FLITE).

Quad Café (2015) - The Quad Café includes an All-You-Care-To-Eat Marché Style Dining section where our cooks prepare fresh foods in the Exhibition Style of cooking and a unique retail dining section with options including, but not limited to: burgers, pizza, frozen yogurt, fresh sushi, crepes, as well as “value menus.” The Quad Café offers a take-out option along with a variety of seating arrangements that include small individual areas as well as family-style seating, most with an outstanding view of the central campus quad. The “Tapingo” mobile app allows patrons to order and pay for their selections in advance. Conferences, meetings, receptions, and banquets are all hosted and customized by the award winning Catering Division. For more details call: (231) 591-2605.

Racquet Facility (acquired in 1980) - The facility offers four indoor tennis courts, 10 outdoor hard courts, four 36’ eight year old and under courts, one 60’ ten year old and under court, three indoor racquetball courts, cardiovascular and free-weight equipment, aerobic and fitness classes, tennis lessons, clinics and league programs, rental equipment and a full-service tennis pro shop. This facility serves intercollegiate athletes, the club tennis team, faculty/staff, students, the general public, and as a laboratory for the Professional Tennis Management program.

Rock Café (2008) - The Rock Café incorporates European-style marketplace décor where cooking aromas, product freshness, and abundance are prevalent. An emphasis is placed on food merchandising, and also includes casual Café-style seating. Marketplace concepts, also referred to as Marché concepts or food emporiums, are the new generation in student dining. A marketplace concept provides an integrated food production and dining experience with an emphasis on fresh ingredients and made-to-order preparation. It is characterized by exhibition cooking at several distinct food platforms. Students today want an element of entertainment with their dining experience, a concept we call "eatertainment." A marketplace concept offers this as the food becomes the "star" and the staff is on "stage."

Science Building (1956) - Remodeled and expanded in 1967 and completely renovated in 1997, this building provides teaching auditoria, classrooms, and science laboratories for the College of Arts and Sciences, as well as the Rawlinson Observatory, John and Rhea Smith Greenhouse, and Reitz Reading Room.

Starr Building (1961) - Completely renovated in 1995, with frequent upgrades, students now enjoy new furnishings, state-of-the-art instructional equipment, multimedia labs, study rooms, and lounges. It is FSU’s largest general classroom building and houses the Educational Counseling and Disabilities Services office, the Museum of Sexist Objects and Williams Auditorium, where dozens of live performances and special events are offered each year.

Student Convocation Center/Wink Arena (1999) - This 42,000-square-foot facility, located adjacent to the Ewigleben Ice Arena, seats 2,400, and includes prime sections of chair-back seating. The building complex features an expanded lobby that adjoins the Ice Arena with a pro shop, concession stands, and a display for the Bulldog Hall of Fame. This center serves as the home for the FSU men’s and women’s basketball programs, and is also used for commencement ceremonies, major concerts, and special events.

GENERAL INFORMATION

Student Recreation Center (1998) - The former HPE/Wink Arena building was remodeled and reopened August 30, 1998. The facility gives students, faculty, staff, and community members a modern gymnasium, weight room, aerobic rooms, exercise machines, elevated track, 40-foot climbing wall, and indoor swimming pool.

Swan Technical Center (1966) - This building contains many classrooms and laboratories designed specifically for engineering and engineering-technology instruction. The building also contains the administrative offices of several College of Engineering Technology programs.

Timme Center for Student Services (CSS) (1967) (Renovated 2002) - As the official “welcome center” for the University, the Timme Center for Student Services (CSS) serves as a one-stop service center in which students can register for classes, obtain financial aid and housing information, request transcripts, pay bills, and inquire about student employment opportunities. Highlights of Timme CSS include a glass atrium that extends the full height of the eastern side of the building and a second atrium facing State Street, providing natural sunlight and openness for the building. Formerly the campus library, the Timme CSS is a place of diversity, art, history and service. The first floor houses the Financial Aid, Business, and Student Employment offices; the offices of Admissions and Records, Enrollment Services, Academic Senate, and Institutional Research are on the second floor. The third floor features a display of Ferris historical memorabilia, as well as houses the offices of the President, Provost & Vice President for Academic Affairs, Vice President for Student Affairs, Vice President for Diversity and Inclusion, Budgetary Planning and Analysis, and Testing. The carefully chosen combination of offices and services provides a wonderful welcome to all constituents in the middle of campus.

Tot’s Place (instituted 1987) - Located on the first floor of Bishop Hall, Tot’s Place Child Development Center is a nationally accredited full service child care center providing educational programs for children of FSU students, faculty/staff, and the surrounding community. Tot’s Place also serves as a laboratory for many FSU academic programs.

University Center (2015) - The new University Center was formerly known as the Rankin Student Center. The updated facility provides a wide variety of services and activities to meet the needs of students, faculty, staff and guests of the University. The center offers an updated any time dining service with a retail component, Starbucks Coffee Shop, Barnes & Noble Bookstore, Ferris Fine Arts Gallery, the First Lady’s Attic, several multi-purpose meeting rooms, a ballroom, the Rankin Atrium, commuter lounge and study lounge with computers and printing capabilities. Also, there are several lounges that provide comfortable areas for studying, relaxing and social engagement. Offices for student organizations include The Student Government of FSU, Entertainment Unlimited (programming board) and Veteran’s Association. On the administrative side, the offices include the Dean of Student Life, Center for Leadership, Activities and Career Services, Catering Services, University Center and Student Technology Services.

Victor F. Spathelf Center for Allied Health (1979) - This four-level structure contains the specialized classrooms, laboratories, and offices for the students, faculty and administration of the College of Health Professions.

FERRIS STATE UNIVERSITY CALENDAR

Fall Semester, 2016

Aug. 24-26	Late Registration
Aug. 29	Classes begin
Aug. 29-Sept. 1	Drop/Add by 5:00 PM Thursday
Sept. 5	Labor Day - no classes
Oct. 17	Mid-term grades due
Nov. 3	Last day for approved unqualified W grade
Nov. 23	Thanksgiving recess begins
Nov. 28	Classes resume
Dec. 9	Last day of classes
Dec. 12	Examination week begins
Dec. 16	Last day of examination week
Dec. 17	Fall Commencement
Dec. 19	Final grades due by 1:00 PM

Spring Semester, 2017

Jan. 4-6	Late Registration
Jan. 9	Classes begin
Jan 9-12	Drop/Add by 5:00 PM Thursday
Jan. 16	Martin Luther King Birthday - no classes
Mar. 4	Spring recess begins
Mar. 6	Mid-term grades due
Mar. 13	Classes resume
Mar. 23	Last day for approved unqualified W grade
Apr. 13	Mid-term break begins - no classes
Apr. 17	Classes resume
Apr. 28	Last day of classes
May 1	Examination week begins
May 5	Last day of examination week
May 5-6	Spring Commencement
May 8	Final grades due by 1:00 PM

GENERAL INFORMATION

FERRIS STATE UNIVERSITY CALENDAR (continued)

Summer Semester, 2017

May 15	Late Registration
May 16	Classes begin
May 16-19	Drop/Add by 5:00 PM Friday
May 29	Memorial Day - no classes
July 4	Independence Day recess - no classes
July 6	Last day for approved unqualified W grade
Aug. 9	Last day of summer semester classes
Aug. 14	Final grades due by 1:00 PM

TELEPHONE NUMBERS (frequently used)

The telephone number for the Ferris State University Call Center is (231) 591-2000; the telephone operator can assist you. Most colleges, departments and offices also have their own numbers. The toll free number is (800) 433-7747. Some frequently called numbers are listed below:

Academic Deans' Offices

College of Arts and Sciences	591-3660
College of Business.....	591-2420
College of Education & Human Services.....	591-3648
College of Engineering Technology	591-2890
College of Health Professions	591-2270
College of Pharmacy.....	591-3780
Kendall College of Art & Design.....	(616) 451-2787
Michigan College of Optometry at FSU	591-3706

Academic Services

Extended and International Operations

Ferris Statewide & Online (off-campus & online offerings)	591-2340
Office of International Education.....	591-2450
Retention and Student Success.....	591-2428

Student Services

Admissions & Records	591-2100
Birkam Health Center	591-2614
Financial Aid/Scholarships.....	591-2110
Student Financial Services	591-3972
Center for Leadership Activities & Career Services (CLACS)	591-2685
Institutional Research & Testing	591-3628
Orientation	591-3802
Residential Life (Housing)	591-3745
Student Employment	591-2012

General

Alumni Relations	591-2345
Athletic Department.....	591-2860
FLITE Library.....	591-3500
Public Safety.....	591-5000
University Advancement & Marketing	591-3815
University Center.....	591-5916

Kendall College of Art & Design(616) 451-2787

Admissions – dial main number and ask for	EXT 3011
College Counselor - dial main number and ask for.....	EXT 1136
Enrollment Management - dial main number and ask for	EXT 1113
Financial Aid - dial main number and ask for.....	EXT 1112
Library - dial main number and ask for.....	EXT 1121
Registrar - dial main number and ask for.....	EXT 1128

GENERAL INFORMATION

EDUCATIONAL GRANTS AND SCHOLARSHIPS

2016-2017 FIRST-TIME FRESHMAN SCHOLARSHIPS			
<u>Scholarship</u>	<u># Awarded</u>	<u>Total Amount</u>	<u>Average Award</u>
Founder's	58	\$667,000	\$11,500
President's	50	\$300,000	\$6,000
Provost's	170	\$765,000	\$4,500
Dean's	185	\$647,500	\$3,500
Ferris Gold	229	\$458,000	\$2,000
Ferris Crimson	210	\$315,000	\$1,500

FEDERAL

Teacher Education Assistance for College and Higher
Education Grant (TEACH)
The Federal Pell Grant
The Supplemental Educational Opportunity Grant

STATE

Gear Up Grant
KCP Future Faculty Fellowship
Michigan Competitive Scholarship
Michigan Nursing Grant
Tuition Incentive Program (TIP)

INSTITUTIONAL

Ability Scholarship
Academic Opportunity Scholarship
Athletic Grants (Individual Sports)
COB Leadership Scholarship
College of Business Scholarship
Community Based Scholarship
COT Student Kickoff Award
Dean's Scholarship
Detroit Compact Scholarship
Doctor of Pharmacy Scholarship
Entertainment Unlimited Scholarship
Ferris Achievement Scholarship
Ferris Grant
Ferris Support Grant
Ferris Youth Initiative Scholarship
Founder's Scholarship
FSU Native American Tuition Waiver
Honors Residential Life Scholarship
Intensive English Scholarship
International Transfer Scholarship
Kelso-Battle Scholarship
Kendall Assistance Grant
Military Veteran's Scholarship
Non Resident Transfer Scholarship
Phi Theta Kappa Scholarship
President's Invitational Scholarship
President's Scholarship
PTM Scholarship
Residential Life Scholarship
Skills USA Scholarship
Spaghetti Bridge Competition
Study Abroad Scholarship
Transfer Presidents Scholarship
Transfer Gold Scholarship
Transfer Crimson Scholarship
Wade McCree Scholarship
Wenrich Tuition Scholarship

EDUCATIONAL GRANTS AND SCHOLARSHIPS**GRANTS AND SCHOLARSHIPS**

1968 Football Scholarship
 A. Cramer Memorial Scholarship
 A.M Aguirre Memorial
 Abbott Laboratories Scholarship
 Abigail Smith Timme
 AFSCME Local 1609
 AITP Scholarship
 Alton/Evelyn Brayton Scholarship
 Alumni Association Legacy
 American Asoc. of HTG, REF and A/C Eng.
 American Foundation for Vision Awareness
 American Hotel Foundation Scholarship
 American Photo Marketing Scholarship
 American Professional Estimators Scholarship
 Amerikam Scholarship
 American Society for Quality Control Scholarship
 Amy Ament Award
 Andrea L. Warfield Memorial Endowed Scholarship
 Andrew Jeffrey Crim Justice
 Anne Szabunia Memorial Scholarship
 AOA Advantage Scholarship
 AOF Carl Zeiss Vision Fellowship
 Arab American Pharmacist Assoc.
 Architectural Metals
 Arnold & Carolyn Johnson Scholarship
 ASHP Student Leadership Award
 Atwell, LLC Surveying
 Automotive Aftermarket Industry Scholarship
 AWS - Detroit Scholarship
 AWS - District Eleven Scholarship
 AWS - Miami Scholarship
 AWS - National Named Scholarship
 AWS - Past Presidents Council Scholarship
 AWS - Saginaw Scholarship
 AWS - Resistance Welder Scholarship
 AWS - West MI Scholarship
 Bachelor of Integrative Studies
 Barbara Chapman International Study
 Barbara Reuther Memorial Nursing
 Barnes & Noble Scholarship
 BCI New OD Scholarship
 Bel-Aire HVACR Scholarship
 Big Rapids Garden Club Scholarship
 Bill & Lynne Scheible Scholarship
 Bingman Scholarship
 Biology Faculty/Staff
 Blanche Arnold Scholarship
 Board of Nursing Scholarship - MSN
 Board of Nursing Scholarship - RN
 Brian & Grace Brown Scholarship
 Brian Chapman Memorial PGM Scholarship
 Brian McDonald Scholarship
 Brian Tomczyk Memorial
 Brudy Memorial Pharmacy Scholarship
 Builders Exchange of GR & W. MI
 Bush Insurance Scholarship
 Business Student Assistance Scholarship
 C. Alan Tressler Memorial Scholarship Fund
 Call Family Scholarship
 Canadian Lakes Garden Club Scholarship
 Canadian Lakes Mecosta County Scholarship
 Canteen Services Inc. Scholarship
 CAS Dean's Legacy Annual Scholarship
 Cascade Engineering Annual Scholarship
 CCNA Certification Scholarship
 Charles & Dorothy Peterson
 Charles & Mary Bacon
 Charles Hampton Scholarship
 Charles G. Jehnzen Basketball Scholarship
 Charles/Kimberly Christmas Scholarship
 Charlotte Kiwanis Scholarship
 Charter Schools Office Scholarship
 Chase Plastic Scholarship
 CJ General Scholarship
 Clare & Patsy Johnson
 CLS - Clinical Lab Sciences Scholarship
 CM Industry Golf Outing Scholarship
 Coach Walton & Barbara Piggott
 College of Business Management Department
 College of Education Alumni Scholarship
 Construction Assoc/Don Purdie Mem Sch
 Construction Assoc/Rick Cianek
 Construction Mgmt industry
 Cory Myrie Memorial
 Criminal Justice Annual
 CVS Pharmacy Award
 Cummings Scholarship
 D. Edwards Intercollegiate Soccer
 Curtis Brown Scholarship
 Dacho & Ruth Dachoff
 Daniel Tyler Scholarship
 Daudi Book Scholarship
 David D. Whalen Scholarship
 David E. Hamilton Endowed
 David Pao International Scholarship
 David Prior Scholarship
 David R. Greer Surveying Engineering Scholarship
 David/Carol Drake Scholarship
 DECA Scholarship
 Dee Kap Memorial Scholarship
 Delta Tau/Lambda Chi Scholarship
 Dental Health Prof. Dental Hygiene Scholarship
 Diane Nix Memorial Scholarship
 Dick Brammer Scholarship
 Dick Dolack Excellence in Officiating Scholarship
 Dieter H. Weiss Award

GENERAL INFORMATION

EDUCATIONAL GRANTS AND SCHOLARSHIPS

Distinguished Zerocrats Scholarship
Doc Heeter Blueline Club
Doctor of Pharmacy Scholarship
Doke & Thomas Family Scholarship
Donald and E. Lyle Magee Scholarship
Donald Lowell
Donald Shreve Scholarship
Douglas Froelich Scholarship
Douglas Hagemann Scholarship
Dr. Adnan Dakkuri Pharmacy Scholarship
Dr. Gabriel Memorial End. Scholarship
Dr. Henry R. Racki OPT Scholarship
Dr. Henry Reitz End. Scholarship
Dr. Ian Mathison Endowed Scholarship
Dr. Jack Bennett Memorial Scholarship
Dr. Merrill R. Murray Memorial Scholarship
Dr. Walter Betts Memorial
Dr. William Sakalauskas Scholarship
Dr. William Sederburg Scholarship
Duane Bremer
Dykstra Scholarship
E-Commerce Marketing Scholarship
ECNS 115 Incentive Scholarship
Ed Harris Memorial Scholarship
Edward Griffin Memorial Teacher Education
Edwin/Barbara Courtright Scholarship
Elizabeth Claucherty
Elizabeth Keeney Scholarship
Ellen Haneline Memorial
Ensign Family Endw
Enterprise Book Scholarship
Erik & Mary Doke
EU Ability
Ewigleben Scholarship
Excellence in Optometry Scholarship
F.A. Muehlenbeck Scholarship
Faculty Spon. Stu Dev - A&S
Fairman Scholarship Fund
Falcone Memorial Scholarship
Family Fare Pharmacy Scholarship
Felpausch Pharmacy Scholarship
Fenn & Associates Surveying Scholarship
Ferris Academic Opportunity
Ferris Cares Opportunity 125
Ferris Foundation Need Based Scholarship
Ferris Foundation Opportunity Scholarship
Ferris Leach Annual Scholarship
Ferris State University Scholarship
Ferris/Jean Leach Scholarship
FFA/Russel Moffett Scholarship
Finishmaster Automotive Scholarship
First Robotics Scholarship
Fleet Mgmt
Fortune/Morlock Memorial Scholarship
Frances Friar Nursing Scholarship
Friar Family Endowed
Frank & Mildred Justin
Frank Karas Scholarship
Frank Marra Memorial Scholarship
Fred E. Taylor Endowed Scholarship
Fred Kellogg Scholarship
Frederick Broemer Award
Freudenberg NOK Scholarship
FSU Alumni & Friends Scholarship
FSU Alumni Softball Scholarship
FSU Dining Services Scholarship
FSU/GRCC Assist Annual Scholarship
FSU/GRCC Digital Animation & Game Design
FSU/GRCC Digital Media Software Engineering
FSU/GRCC Endowed Scholarship
FSU/GRCC Industrial Technology & Management
Fund Evaluation Group Scholarship
G Storm Memorial Technical Teacher Education
Gary & Jean Horn
Gary Cousineau - Hockey
Gary Waters Basketball Scholarship
Geff Reinke Endowed Scholarship
Gentex Corp
Geodetic Designs
George & Kathryn Menoutes Scholarship
George Bowlby Scholarship
George Holcomb Memorial Scholarship Fund
George Kossaras Scholarship
Gerace Construction Scholarship
German Language & Culture
Gilbert Cobb
Glen's Pharmacy Scholarship
GM Service Op Auto Tech Scholarship
Godfrey Parsons Scholarship
Gordon Kamstra Memorial Scholarship
GR New Car Dealers Scholarship
Grace Fleming R.N.
Gregory Dreuth Scholarship
H, I, & M Price
Hagerman Scholarship
Hammer's 4-C's Award
Harley Halsted Scholarship
Harper Wildern Pharmacy Scholarship
Harry Larson Memorial Scholarship
Harry Melling Memorial Scholarship
Harry Swartz Pharmacy Administration Award
Hashimi Dental Leadership Scholarship
Health Professions Dean's Student Award
Hedrick Assoc
Helen Bennett Memorial Scholarship
Helen Ferris Vartan Scholarship Fund
Helen Popovich Scholarship
Henry Tschappat Scholarship
Hicks Gridiron Scholarship
Hoexum Scholarship

EDUCATIONAL GRANTS AND SCHOLARSHIPS

Hospitality GALA-DECA Scholarship
 Hospitality Management Scholarship
 Howard Hulsman Scholarship
 HS Die Engineering, Inc.
 HURCO Engineering Scholarship
 Hurst Mechanical Inc. Scholarship
 HVACR - Htg. Vent, A/C, Ref. Engineering Scholarship
 Innovative Breakthrough SBM
 Insurance Program Annual Scholarship
 International Student Emergency Scholarship
 International Student Endowed
 J.N. Nelson Family Scholarship
 J.E. Johnson Skilled Trades
 J.P. Nelson
 Jack LeBarre Scholarship
 Jack Newcombe Scholarship
 James & Christine Jacobs
 James & Katy Moore - Heavy Equip
 James & Katy Moore - Surveying
 James & Nancy Walker
 James Bolthouse Memorial Scholarship
 James Shane Scholarship
 Janet Nash
 Japanese Parent's Textbook Scholarship
 Jenny Jacobs Softball Scholarship
 Jerry and Mary Ford Scholarship
 Jerry Moore Memorial PGM Scholarship
 Jessica Nagle-Wilson Scholarship
 Jim Ferrell Memorial Endowed Scholarship
 Jimmie & Marlene Rodgers
 Joan E. Totten
 Joan Nelson Scholarship
 Joan Reirson Draugalis Endowment
 John Celestino Endowed Scholarship
 John Christie Scholarship
 John Deere Foundation Scholarship
 John J. Wheeler Scholarship
 John Ladd
 John Newell Scholarship
 John P. Nelson Endowed Scholarship
 John R. Smith Memorial Endowed Leadership
 John Sebold Memorial Scholarship
 Jordan Scholarship
 Joseph Bishop Surveying Scholarship
 Joseph Juran Scholarship
 Joseph Sasaki Scholarship Fund
 Jourdain Scholarship
 Julia McCormick
 Junior Achievement Scholarship
 K-Mart Pharmacy Scholarship
 Karl Huffman
 Karlis K. Kazerovskis Scholarship
 Kathleen & Edward Lunt
 Kauzlarich/Campana Family
 Honorable John O'Brien Scholarship
 Kearns Educational Award
 KEBS Incorporated Scholarship
 Ken Schmitigal
 Kendall Digital Media Scholarship
 Kenneth Spoerk Memorial Scholarship
 Khagendra Thapa K. Surveying Scholarship
 Korean Students Scholarship
 Kurt Hellthaler Memorial Scholarship
 L & J Keys Scholarship
 Labroff Scholarship
 Lang & Lit Annual
 Laverne Curtis Scholarship
 Leslie Osborn
 Lewis & Barrister-COE Dev
 Lewis & Lewis Surveying
 Long Scholarship
 Louis/Angeline Burg Scholarship
 Lula Coker Nash Scholarship
 Mahida Surveying Scholarship
 Marco Family Foundation Grant
 Marriot Golf Scholarship
 Martin J Wozniak End. Scholarship
 Mary Ann Hashimi Memorial Scholarship
 Mary C. Feint Surveying Scholarship
 Mary McCorriston Child Development
 Mary T. Creswell Scholarship
 Mathematics Faculty/Staff
 Mathison Fellowship Enw
 Mathison Legacy Endowed
 Matt Lichtle Scholarship
 Maude Bigford
 Maude Korstange Scholarship
 Mavcon "Ken Reinink" Construction Sch
 McKesson Med. Mgmt Dean's Scholarship
 McLoughlin Family Endowed Scholarship
 McNaughton/McKay Scholarship
 MCO Alumni Endowed Scholarship
 Mechanical Service Contractors of America
 Mecosta Cnty Med Center Aux
 Medicine Shoppe Scholarship
 Meijer Inc. Accountancy Scholarship
 Meijer Inc. Pre-Senior Scholarship Award
 MI Foundation for Vision Awareness & MCO
 1st Professional Year Optometry
 MI Garden Club fka Federated Garden Club
 MI Pharmacists A D PRFFLSM Award
 Michael/Joann Bigford Scholarship
 Michael/Paula Rushford Scholarship
 Michelle Robinson Scholarship
 Michigan Adjusters Association Scholarship
 Michigan Association Pipe Trades Scholarship
 Michigan Chapter Air/Cond Contractors Scholarship
 Michigan Mechanical Contractor Scholarship

GENERAL INFORMATION

EDUCATIONAL GRANTS AND SCHOLARSHIPS

Michigan Pharmacy Fund Scholarship
Michigan Printing Week Association Scholarship
Mid Michigan Pharmacists Association Scholarship
Midland Lions Club R. Maier Scholarship
Mike Shira Health Systems Management
Millard/Ida Quinlan Scholarship
Minnie Mould Marsh Endowed Scholarship
ML King/ALPHA PHI ALPHA Scholarship
ML King/Rosa Parks/KCP Future Faculty
Moore & Bruggink Incorporated Scholarship
Mylo Ragan Endowed Scholarship
NA Heat-Air Conditioners Scholarship
NACDS Dean's Scholarship
National Guard Scholarship
National Truck Equip Assoc
Norman & Helen Bennett
Northern Chapter MI Soc of Professional Surveyors
Northern Michigan Road Commission Scholarship
O.B. Davenport Scholarship
O'Brien, Quy Scholarship
Oakland Area Scholarship
Off-Campus Endowed Scholarship
Oldfield Family Educational
Opportunity Ferris Cares-A&S
Opportunity Ferris Cares-PHARM
Opportunity Ferris Cares-CAHS
Opportunity Ferris Cares-CEHS
Opportunity Ferris Cares-COB
Opportunity Ferris Cares-MCO
Order of Omega Beta Phi Annual Scholarship
Orville Hoffman Scholarship
Oswald Rossi Scholarship
Otto Kamptner Memorial Endowed Scholarship
Outer Drive Hospital Auxiliary Scholarship
Patricia & Edward Sammel
Patricia Berry Intensive English Scholarship
Paul E. Borton Memorial Scholarship
Paul Runyan Scholarship
Paul Winfred Owens Scholarship
PGA Diversity Scholarship
PGM Alumni Scholarship
PGM Scholarship
Pharmacists Mutual Scholarship Award
Pharmacy Alumni Scholarship
Pharmacy Dean's Scholarship
Phi Sigma Kappa Emerging Leader
Phy Science Fac/Staff
Plastics & Polymer Eng
Progressive Group Alliance Scholarship
PTM Scholarship
Puterbaugh Scholarship
Quality Air Annual
R & N Phelps Family
Rautiola PTM Scholarship
Raymond Kenyon Scholarship
Reed City FSU Distinguished Alumni Scholarship
Michigan Office Solutions
Reginald/Vivian Sharkey Scholarship
RESPY Pharmacy Scholarship
Retail Contractors Assoc
Rettell Family Scholarship
Rex Dew Memorial Textbook Fund
Rhein Chemie Scholarship
Richard Hunter Scholarship
Richard Johnson Accountancy Scholarship
Richard Sturm Memorial
Richard Veazey
Rick Rodenhouse Memorial Scholarship
Rite-Aid Junior Scholarship Award
Robert & Barbara Martin
Robert & Frances Friar Social Science Annual
Robert Friar Honorary Biology Scholarship
Robert & Frances Friar Endowed Scholarship
Robert & Frances Friar Annual Optometry Scholarship
Robert & Frances Friar Annual Pharmacy Scholarship
Robert & Judith Scranton
Robert Brand Memorial Scholarship
Robert Brauer Award
Robert Buchdahl Memorial Award
Robert Burtch Scholarship
Robert Dougan Memorial
Robert Friar Grandchildren
Robert Hendricks Memorial Scholarship
Robert Tenney
Robert VanHoven Memorial Award
Robert Williams Scholarship
Robert/Jean Olson Scholarship
Roberta Teahen Univ. Center for Extended Learning
Roger/Debra Card Wildlife Scholarship
Rolland L. Hicks Endowed Scholarship
Ron Strohkirch
Rought Surveying Scholarship
Rowe Incorporated Scholarship
Ruby MacNeill Endowed Memorial
Rumsey Memorial Scholarship
Runners Memorial Scholarship
Russell & Avis Gerber Endowed Scholarship
Russell G. Merithew Scholarship
Ruth L. Shattuck Scholarship
Ryan Matthew Clark
Ryan McCandless Memorial
Samuels Family Annual
Sarangapani Mukundan
Scott Sanders
Scott Schultz Excellence Scholarship
Scott Whitener Memorial Scholarship
Searle Pharmacy Scholarship
Seifferlein/Lusk Golf Team
Sherman Throop Memorial Scholarship
Shopko Pharmacy Scholarship Award
Smith/Taylor/Malloy Scholarship
Social Work Emeriti & Fac

EDUCATIONAL GRANTS AND SCHOLARSHIPS

Steven Brown Memorial Scholarship
Student Affairs Student Leadership
Student Ambassador Scholarship
Student Senator Scholarship
Susan Greene Memorial Scholarship
Susan Marie Edwards Scholarship
TAC Automotive Group Scholarship
Target Pharmacy Scholarship
Technology in Optometry Scholarship
Theodore Moss Jr
Theta Alpha Sigma Scholarship
Thomas Johnston
Thomas Reuther Scholarship
Thomas Sobota Memorial Scholarship
Tingley & Associates Scholarship
TJ Amick Memorial Endw– Kendall Scholarship
Todd & Tami Jacobs
Toyota Scholarship
Trevor Slot Memorial
TVP Silver Anniversary Scholarship
Upper Division Academic Scholarship
Upper Peninsula MPA Scholarship
Urban Land Consultants Scholarship
Vanderlaan Leadership Award
VG's Scholarship
Virginia Shepler Annual
Society Of Mfg Eng - Chapter 11
Society Of Mfg Eng - Chapter 38
Stan Dean Memorial Endowed Scholarship
Stechschulte Printing & Imaging Technology
Stephen E Martin Memorial Award
Vision Service Plan Academic Scholarship
W. J. Stevenson Scholarship Fund
W.C. Judson Scholarship
W.S. Garrison Scholarship
Wal-Mart Optical Scholarship
Wal-Mart Pharmacy Scholarship
Wanda Butler Memorial Award
Walgreen Scholarship
Warren & Beverly Parker Scholarship Endowment
Weeks-Lakin Optometry Scholarship
Welding Competition Scholarship
Weller Family Annual
West MI Plumbers, Fitters, & Service Traders
West Michigan Credit Union Scholarship
West Michigan Mechanical Contractors Scholarship
Whitehead Memorial Scholarship
Wildern Family Scholarship
William & Marjorie Linebaugh
William Dengler
Willis J. Heyl Award in Pharmacognosy
Wm Donahue Voc. Music
WM Merle Morris Endowed Scholarship
1st Professional Year Optometry
Woolpert LLP Scholarship
Zakov Family Endowed Scholarship

GENERAL INFORMATION

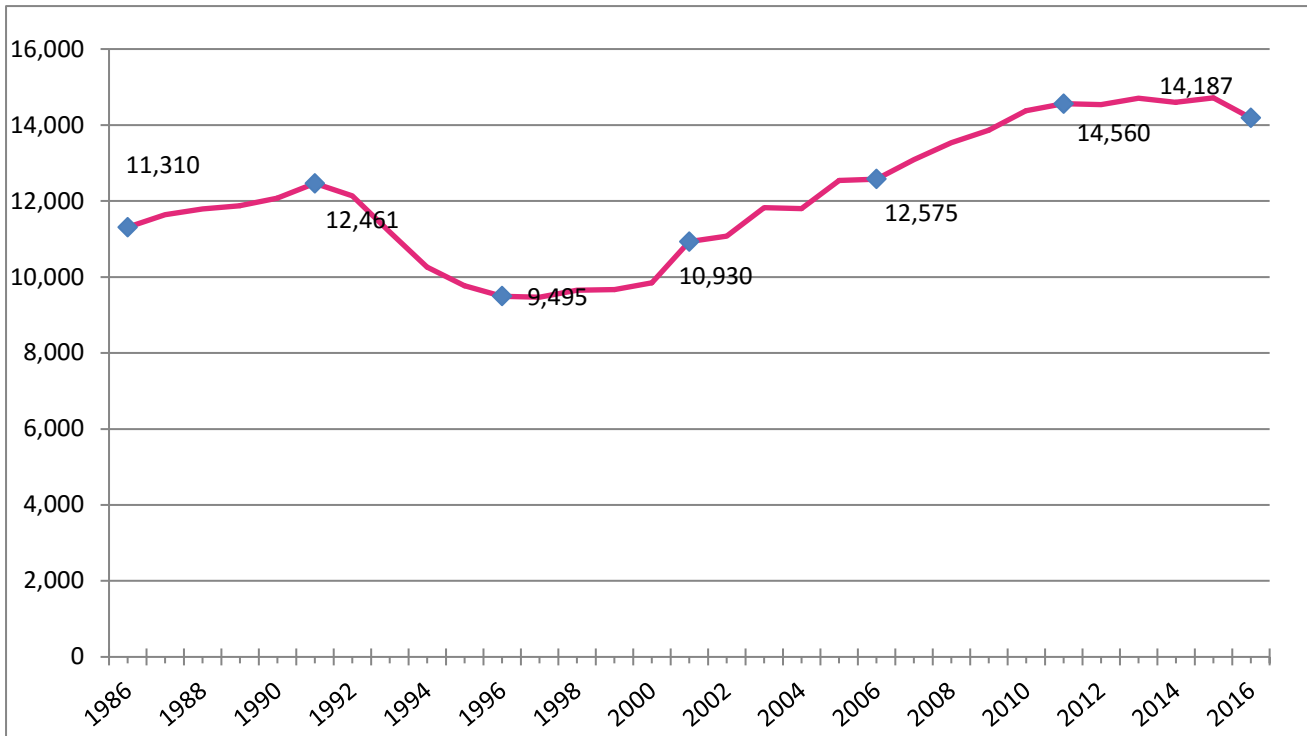
EDUCATIONAL GRANTS AND SCHOLARSHIPS

INSTITUTIONAL LOANS

A.G. Buchman Student Loan Fund
Abigail Timme Endowed Student Loan Fund
Addie and Earl Campbell Memorial Loan Fund
Alden W. Brown Student Loan Fund
Alma Lidell Tufveson Memorial Loan Fund
Al Pisa Pharmacy Student Emergency Loan
Alumni Student Loan Fund
Ansel C. Hook Memorial
Arthur E. Ormsbee Memorial Loan Fund
Asian Student Loan
Augusta Taisey Memorial Loan Fund
Bernice Behrens Student Assistance Fund
Carlisle Memorial Fund
Carlton G. Ferris Student Loan Fund
Charles E. Schell Foundation Loan Fund
Charles S. Neithercut Student Loan Fund
College of Business Memorial Loan Fund
David M. Denbrock Memorial Loan Fund
Dingman, William E. Loan
Discretionary Loan Fund
Donald Rankin Loan
Dr. Glenn Bond Memorial Loan Fund
Dr. Henry Lowsma Memorial Loan Fund
Dr. Ralph Pino Memorial Loan Fund
Drs. Leo and Peter Scholler Loan Fund
Earl H. McCormick Memorial Loan Fund
Fern & William Brown Loan Fund
Fern R. Holden Student Loan Fund
France Vedder Loan
Francis R. Piper Loan Fund
Frank Clark Loan
Fred W. Swan Memorial Student Assistance Fund
George Berden Loan
Geraldine MacGregor Loan Fund
Gerrit Masselink Memorial Loan Fund
Graphic Art Loan Fund
Heinonen Memorial Loan
Helena Paris Loan Fund
Herbert H. Martz Student Assistance Fund
for Pharmacy Students
Jay Oviatt Pharmacy Student Loan Fund
Kappa Alpha Psi Loan
Kenneth Spoerk Memorial Loan Fund
Kuhlman/Greene Memorial Loan
Labroff Business Assistance Loan
Leon Bush Loan
Leon Probst Memorial Loan Fund
Lithocrafters and Bookcrafters Loan Fund
Louis Legg Loan
Lowell DeMoss Memorial Student Loan Fund
Lynn H. Cook Memorial Loan Fund
Lynn W. Cookson Loan Fund
M. Louis Fishman Memorial Loan Fund
Max E. Smith Memorial Loan Fund
MI Construction Equipment Dealer Loan
MI Federation of Women's Clubs Student Loan
MI Assoc. of Edu. Secretaries Memorial Loan Fund
Michigan Pest Control Loan
Morton Rehab Loan
Nancy Ingall Memorial Loan Fund
Northern Michigan Road Comm Assoc Loan Fund
Orville Plank Memorial Loan Fund
Perry Converse Loan
R H Pino Loan
Ralston M. Wylie Student Loan Fund
Raymond and Vida Sines Memorial Fund
Raymond W. Starr Student Loan Fund
Redman Agency Inc. Student Loan Fund
Regina L. Stevenson Holt Memorial Loan Fund
Richard J. and Marion Morley Memorial Loan Fund
Robert and Gertrude Burns Memorial Loan Fund
Roger Allen Student Assistance Fund
Ronald Cronk Loan
Ronald M. Solomon Memorial Loan Fund
Roy Alvarado Memorial Loan Fund
Roy Clark Vandercook Memorial Loan Fund
Rueben E. & Gertrude A. Trippensee Memorial Loan
Special Loan Fund
Steve Bordano Memorial Loan Fund
Townsend and Buttum, Inc. Student Loan Fund
United Migrants Loan
Victor Spathelf Loan
Walter Armbruster Memorial Loan Fund
Walter H. Gillette Memorial Loan Fund
Will Lane Pharmacy Student Assistance Fund
William C. Moore Memorial Loan Fund
William O. Wolfinger Memorial Loan Fund
Wolverine Club Student Loan Fund

ENROLLMENT

TOTAL HEADCOUNT ENROLLMENT

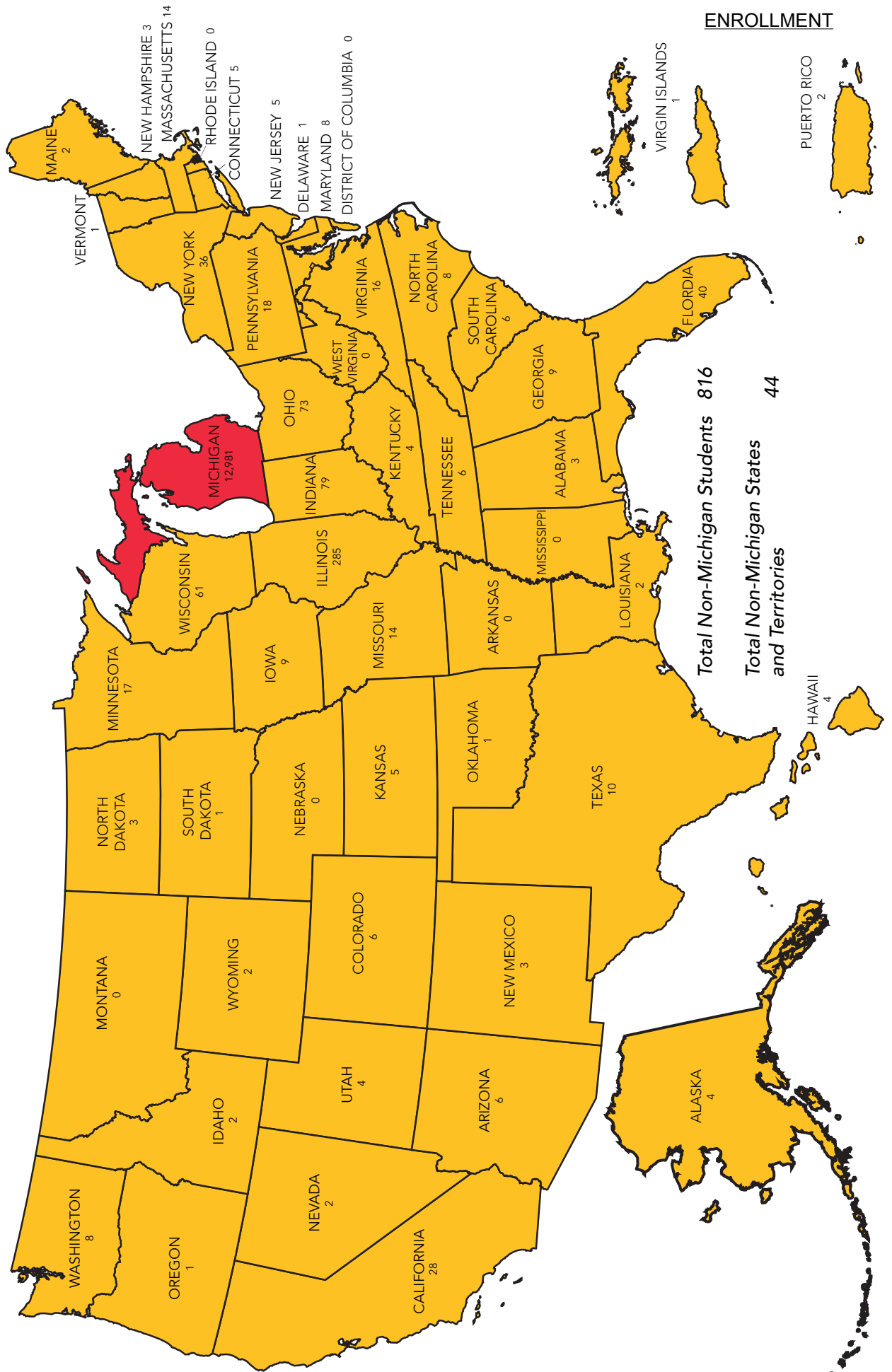


FALL ENROLLMENT 1986 - 2016

1986	11,310	2002	11,074
1987	11,643	2003	11,822
1988	11,792	2004	11,803
1989	11,878	2005	12,540
1990	12,076	2006	12,575
1991	12,461	2007	13,087
1992	12,134	2008	13,532
1993	11,188	2009	13,865
1994	10,258	2010	14,381
1995	9,767	2011	14,560
1996	9,495	2012	14,533
1997	9,468	2013	14,707
1998	9,651	2014	14,600
1999	9,668	2015	14,715
2000	9,847	2016	14,187
2001	10,930		

Source: Office of Institutional Research & Testing

FALL 2016 ENROLLMENT BY STATE



ENROLLMENT**FALL 2016 MICHIGAN ENROLLMENT BY COUNTY**

Alcona	14	Lake	51
Alger	2	Lapeer	143
Allegan	223	Leelanau	50
Alpena	44	Lenawee	71
Antrim	46	Livingston	191
Arenac	25	Luce	8
Baraga	22	Mackinac	6
Barry	114	Macomb	554
Bay	176	Manistee	101
Benzie	52	Marquette	51
Berrien	202	Mason	109
Branch	30	Mecosta	644
Calhoun	118	Menominee	8
Cass	99	Midland	129
Charlevoix	54	Missaukee	42
Cheboygan	52	Monroe	33
Chippewa	58	Montcalm	292
Clare	46	Montmorency	13
Clinton	151	Muskegon	365
Crawford	13	Newaygo	268
Delta	44	Oakland	655
Dickinson	27	Oceana	103
Eaton	222	Ogemaw	26
Emmet	57	Ontonagon	6
Genesee	394	Osceola	232
Gladwin	31	Oscoda	14
Gogebic	8	Otsego	53
Grand Traverse	378	Ottawa	693
Gratiot	46	Presque Isle	25
Hillsdale	31	Roscommon	44
Houghton	20	Saginaw	296
Huron	54	St. Clair	232
Ingham	351	St. Joseph	49
Ionia	120	Sanilac	112
Iosco	28	Schoolcraft	6
Iron	14	Shiawassee	82
Isabella	110	Tuscola	90
Jackson	171	Van Buren	78
Kalamazoo	224	Washtenaw	139
Kalkaska	41	Wayne	681
Kent	2,192	Wexford	132
Keweenaw	0		
		TOTAL	12,981

Source: Office of Institutional Research & Testing

FALL 2016 ENROLLMENT BY STATE & BY COUNTRY

NON-MICHIGAN STUDENTS BY STATE AND TERRITORIES

Alabama	3	Illinois	285	Nebraska	0	Rhode Island	0
Alaska	4	Indiana	79	Nevada	2	South Carolina	6
Arizona	6	Iowa	9	New Hampshire	3	South Dakota	1
Arkansas	0	Kansas	5	New Jersey	5	Tennessee	6
California	28	Kentucky	4	New Mexico	3	Texas	10
Colorado	6	Louisiana	2	New York	36	Utah	4
Connecticut	5	Maine	2	North Carolina	8	Vermont	1
Delaware	1	Maryland	8	North Dakota	3	Virginia	16
District of Columbia	0	Massachusetts	4	Ohio	73	Virgin Islands	1
Florida	40	Minnesota	17	Oklahoma	1	Washington	8
Georgia	9	Mississippi	0	Oregon	1	West Virginia	0
Hawaii	4	Missouri	14	Pennsylvania	18	Wisconsin	61
Idaho	2	Montana	0	Puerto Rico	2	Wyoming	0
						Unidentified	10
					TOTAL		816
						TOTAL STATES AND TERRITORIES	44

INTERNATIONAL STUDENTS BY COUNTRY

<u>Africa</u>	<u>20</u>	Iraq	1	Thailand	4	<u>North America</u>	<u>38</u>
Algeria	1	Japan	4	Turkey	1	Bahamas	1
Botswana	5	Kuwait	2	United Arab Emirates	1	Barbados	1
Cameroon	1	Oman	2	Vietnam	5	British Virgin Islands	1
Egypt	2	Malaysia	5	<u>Australia</u>	<u>1</u>	Canada	33
Kenya	1	Pakistan	3	Australia	1	Jamaica	1
Nigeria	10	Russia	2	<u>Europe</u>	<u>21</u>	Mexico	1
<u>Asia</u>	<u>305</u>	Saudi Arabia	145	Germany	6	<u>South America</u>	<u>2</u>
Burma	1	Serbia	1	Nepal	3	Brazil	1
China	51	Singapore	1	Netherlands	7	Venezuela	1
Hong Kong	2	South Korea	13	Spain	2	Unidentified	3
India	58	Sri Lanka	1	Sweden	1		
Indonesia	1	Taiwan	1	United Kingdom	2		
						TOTAL	390
						TOTAL COUNTRIES	43

Source: Office of Institutional Research & Testing

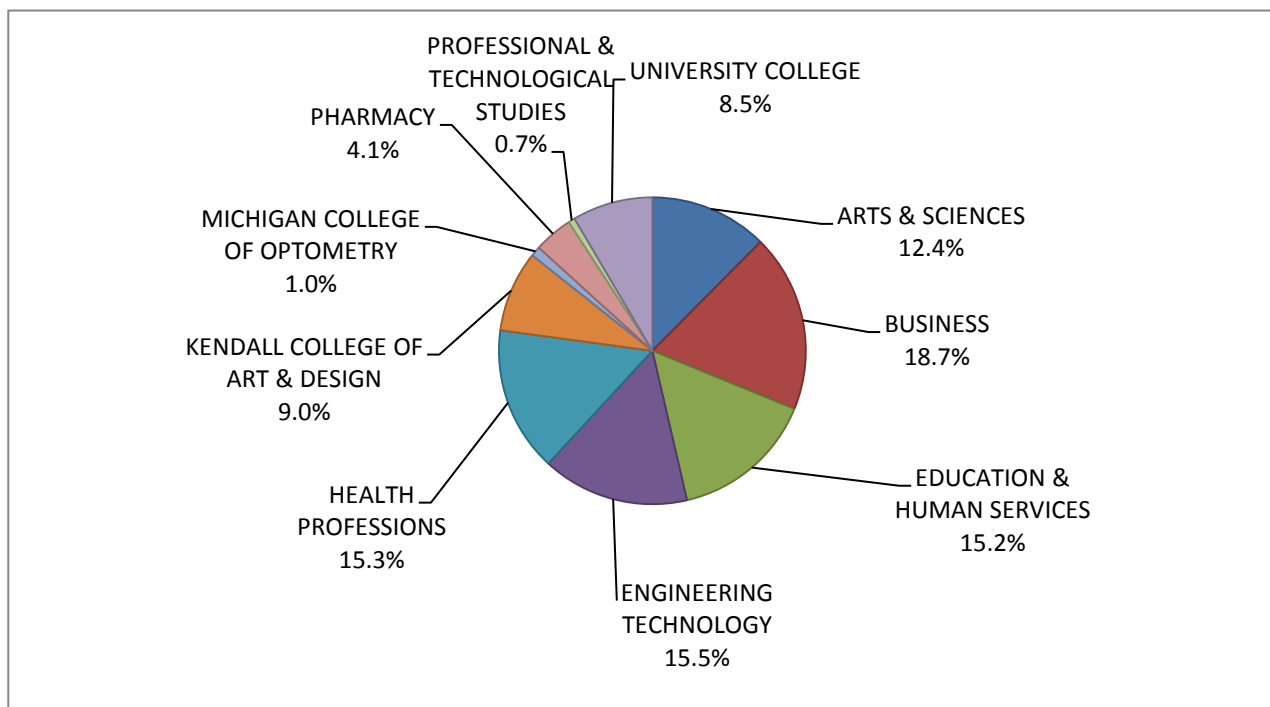
ENROLLMENT

5-YEAR ENROLLMENT BY COLLEGE FALL SEMESTER

<u>COLLEGE</u>	<u>2012-13</u>	<u>2013-14</u>	<u>2014-15</u>	<u>2015-2016</u>	<u>2016-17</u>
ARTS & SCIENCES	1,942	1,753	1,815	1,874	1,766
BUSINESS	2,700	2,777	2,736	2,784	2,657
EDUCATION & HUMAN SERVICES	2,238	2,277	2,283	2,306	2,156
ENGINEERING TECHNOLOGY	1,915	2,063	2,116	2,188	2,197
HEALTH PROFESSIONS	2,634	2,510	2,443	2,287	2,168
KENDALL COLLEGE OF ART & DESIGN	1,461	1,459	1,438	1,328	1,214
MICHIGAN COLLEGE OF OPTOMETRY	147	150	145	146	148
PHARMACY	562	588	574	598	581
PROFESSIONAL & TECHNOLOGICAL	303	59	67	70	98
UNIVERSITY COLLEGE	631	1,071	983	1,134	1,202
TOTAL	14,533	14,707	14,600	14,715	14,187

Source: Office of Institutional Research & Testing

**PERCENT OF STUDENTS BY COLLEGE
FALL SEMESTER 2016**



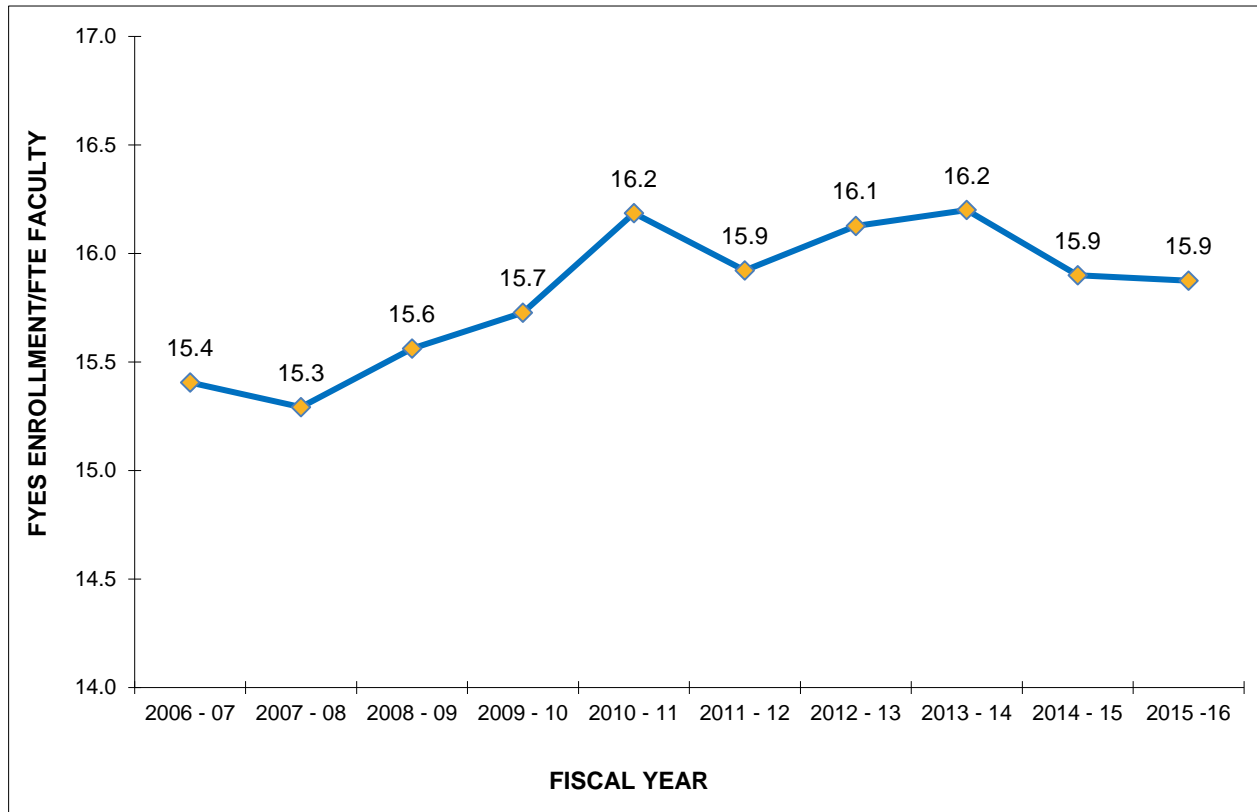
STUDENT ENROLLMENT BY COLLEGE

ARTS & SCIENCES	1,766
BUSINESS	2,657
EDUCATION & HUMAN SERVICES	2,156
ENGINEERING TECHNOLOGY	2,197
HEALTH PROFESSIONS	2,168
KENDALL COLLEGE OF ART & DESIGN	1,214
MICHIGAN COLLEGE OF OPTOMETRY	148
PHARMACY	581
PROFESSIONAL & TECHNOLOGICAL STUDIES	98
UNIVERSITY COLLEGE	1,202
TOTAL	14,187

Source: Office of Institutional Research & Testing

ENROLLMENT

**FULL-YEAR EQUATED STUDENT (FYES) ENROLLMENT PER
FULL-TIME EQUATED (FTE) FACULTY
2006 - 07 to 2015 - 16**



STUDENT - FACULTY RATIO

	<u>FYES</u>	<u>FTE</u>	<u>RATIO</u>
2006 - 07	11,098	720.39	15.4
2007 - 08	11,392	744.96	15.3
2008 - 09	11,667	749.72	15.6
2009 - 10	11,791	749.75	15.7
2010 - 11	12,076	746.08	16.2
2011 - 12	12,215	767.17	15.9
2012 - 13	12,204	756.73	16.1
2013 - 14	12,142	747.53	16.2
2014 - 15	12,131	759.96	15.9
2015 - 16	12,125	763.79	15.9

Source: State of Michigan HEIDI Database, Budget Office

ENROLLMENT SUMMARY FALL 2016

	<u>FULL-TIME</u>		<u>PART-TIME</u>		<u>TOTAL</u>
UNDERGRADUATE STUDENTS	8,785	68%	4,081	32%	12,866
GRADUATE STUDENTS	141	29%	353	71%	494
GRADUATE PROFESSIONAL PRACTICE	716	98%	13	2%	729
DOCTORATE STUDENTS	94	96%	4	4%	98
ALL STUDENTS	9,736	69%	4,451	31%	14,187

	<u>MEN</u>		<u>WOMEN</u>		<u>TOTAL</u>
TOTAL FULL-TIME	4,834	50%	4,902	50%	9,736
TOTAL PART-TIME	1,793	40%	2,658	60%	4,451
TOTALS	6,627	47%	7,560	53%	14,187

	<u>FALL 2014</u>	<u>FALL 2015</u>	<u>FALL 2016</u>
FTIAC'S * (First Time In Any College)	1,959	1,976	1,834
DUAL ENROLLED CONTINUING **	146	132	141
DUAL ENROLLED FTIAC **	452	526	632
READMITS	463	352	366
TRANSFERS	1,866	1,825	1,713
CONTINUING	9,698	9,891	9,491
GUEST	16	13	10
TOTAL	14,600	14,715	14,187

<u>FRESHMEN</u>	<u>FALL 2014</u>	<u>FALL 2015</u>	<u>FALL 2016</u>
APPLIED (completed applications)	10,200	10,297	10,883
ADMITTED	7,999	8,050	8,455
ENROLLED	1,959	1,976	1,834
RATIO of ENROLLED to ADMITTED	0.25	0.25	0.22

	<u>FALL 2014</u>	<u>FALL 2015</u>	<u>FALL 2016</u>
TOTAL	14,600	14,715	14,187
ON-LINE	983	988	980
KENDALL	1,438	1,328	1,214
OFF CAMPUS	2,222	2,183	1,977
BIG RAPIDS	9,957	10,216	10,016
IN RESIDENCE HALLS	2,737	2,757	2,640
IN APARTMENTS	422	453	408
IN SUITES	294	282	292
COMMUTERS	6,504	6,724	6,145

* Includes all students, F-T, P-T, degree-seeking and non-degree-seeking.

**Beginning Fall 2014 new breakout-Dual Enrolled Continuing and Dual Enrolled FTIACS (prior to F14 included in Continuing and FTIAC counts)

Source: Office of Institutional Research & Testing

ENROLLMENT SUMMARY
By Student Level Full-Time and Part-Time
ON/Off/On-Line/Kendall & Male/Female
FALL 2016

	FULL-TIME		PART-TIME		TOTAL
UNDERGRADUATE STUDENTS	8,785	68%	4,081	32%	12,866
On	7,570	84%	1,413	16%	8,983
Off	357	19%	1,532	81%	1,889
On-Line	55	7%	766	93%	821
Kendall	803	68%	370	32%	1,173
Female	4,340	64%	2,421	36%	6,761
Male	4,445	73%	1,660	27%	6,105

GRADUATE STUDENTS	141	29%	353	71%	494
On	67	29%	163	71%	230
Off	16	27%	44	73%	60
On-Line	18	11%	141	89%	159
Kendall	40	89%	5	11%	45
Female	100	30%	230	70%	330
Male	41	25%	123	75%	164

GRADUATE PROFESSIONAL PRACTICE	716	98%	13	2%	729
On	716	98%	13	2%	729
Off	0	0%	0	0%	0
On-Line	0	0%	0	0%	0
Kendall	0	0%	0	0%	0
Female	392	98%	6	2%	398
Male	324	98%	7	2%	331

DOCTORATE STUDENTS	94	96%	4	4%	98
On	66	94%	4	6%	70
Off	28	100%	0	0%	28
On-Line	0	0%	0	0%	0
Kendall	0	0%	0	0%	0
Female	70	99%	1	1%	71
Male	24	89%	3	11%	27

ALL STUDENTS	9,736	69%	4,451	31%	14,187
On	8,419	84%	1,593	16%	10,012
Off	401	20%	1,576	80%	1,977
On-Line	73	7%	907	93%	980
Kendall	843	69%	375	31%	1,218
Female	4,902	65%	2,658	35%	7,560
Male	4,834	73%	1,793	27%	6,627

Source: Office of Institutional Research & Testing

ENROLLMENT SUMMARY BY COLLEGE FALL 2016

ARTS & SCIENCES

	<u>FULL-TIME</u>		<u>PART-TIME</u>		<u>TOTAL</u>
UNDERGRADUATE STUDENTS	1,482	88%	206	12%	1,688
GRADUATE STUDENTS	49	63%	29	37%	78
ALL STUDENTS	1,531	87%	235	13%	1,766

	<u>MEN</u>		<u>WOMEN</u>		<u>TOTAL</u>
TOTAL FULL-TIME	522	34%	1,009	66%	1,531
TOTAL PART-TIME	63	27%	172	73%	235
TOTALS	585	33%	1,181	67%	1,766

	<u>FALL 2014</u>	<u>FALL 2015</u>	<u>FALL 2016</u>
FTIAC'S * (First Time In Any College)	384	389	323
READMITS	43	42	28
TRANSFERS	152	181	175
CONTINUING	1,236	1,261	1,240
GUEST	0	1	0
TOTAL	1,815	1,874	1,766

<u>FRESHMAN</u>	<u>FALL 2014</u>	<u>FALL 2015</u>	<u>FALL 2016</u>
APPLIED	2,175	2,174	2,311
ADMITTED	1,705	1,684	1,753

BUSINESS

	<u>FULL-TIME</u>		<u>PART-TIME</u>		<u>TOTAL</u>
UNDERGRADUATE STUDENTS	1,687	67%	832	33%	2,519
GRADUATE STUDENTS	25	18%	113	82%	138
ALL STUDENTS	1,712	64%	945	36%	2,657

	<u>MEN</u>		<u>WOMEN</u>		<u>TOTAL</u>
TOTAL FULL-TIME	990	58%	722	42%	1,712
TOTAL PART-TIME	539	57%	406	43%	945
TOTALS	1,529	58%	1,128	42%	2,657

	<u>FALL 2014</u>	<u>FALL 2015</u>	<u>FALL 2016</u>
FTIAC'S * (First Time In Any College)	323	313	258
READMITS	78	59	67
TRANSFERS	372	366	352
CONTINUING	1,963	2,046	1,980
GUEST	0	0	0
TOTAL	2,736	2,784	2,657

<u>FRESHMAN</u>	<u>FALL 2014</u>	<u>FALL 2015</u>	<u>FALL 2016</u>
APPLIED	1,724	1,676	1,649
ADMITTED	1,303	1,273	1,208

* Includes F-T and P-T FTIACS

Source: Office of Institutional Research & Testing

ENROLLMENT

**ENROLLMENT SUMMARY BY COLLEGE
FALL 2016**

EDUCATION & HUMAN SERVICES

	<u>FULL-TIME</u>		<u>PART-TIME</u>		<u>TOTAL</u>
UNDERGRADUATE STUDENTS	1,291	63%	757	37%	2,048
GRADUATE STUDENTS	11	10%	97	90%	108
ALL STUDENTS	1,302	60%	854	40%	2,156

	<u>MEN</u>		<u>WOMEN</u>		<u>TOTAL</u>
TOTAL FULL-TIME	662	51%	640	49%	1,302
TOTAL PART-TIME	371	43%	483	57%	854
TOTALS	1,033	48%	1,123	52%	2,156

	<u>FALL 2014</u>	<u>FALL 2015</u>	<u>FALL 2016</u>
FTIAC'S * (First Time In Any College)	271	269	272
READMITS	75	55	62
TRANSFERS	425	407	352
CONTINUING	1,512	1,575	1,470
GUEST	0	0	0
TOTAL	2,283	2,306	2,156

<u>FRESHMAN</u>	<u>FALL 2014</u>	<u>FALL 2015</u>	<u>FALL 2016</u>
APPLIED	1,304	1,326	1,443
ADMITTED	1,009	1,029	1,085

ENGINEERING TECHNOLOGY

	<u>FULL-TIME</u>		<u>PART-TIME</u>		<u>TOTAL</u>
UNDERGRADUATE STUDENTS	1,773	81%	424	19%	2,197
ALL STUDENTS	1,773	81%	424	19%	2,197

	<u>MEN</u>		<u>WOMEN</u>		<u>TOTAL</u>
TOTAL FULL-TIME	1,603	90%	170	10%	1,773
TOTAL PART-TIME	388	92%	36	8%	424
TOTALS	1,991	91%	206	9%	2,197

	<u>FALL 2014</u>	<u>FALL 2015</u>	<u>FALL 2016</u>
FTIAC'S * (First Time In Any College)	291	301	301
READMITS	64	56	54
TRANSFERS	241	256	235
CONTINUING	1,520	1,575	1,607
GUEST	0	0	3
TOTAL	2,116	2,188	2,200

<u>FRESHMAN</u>	<u>FALL 2014</u>	<u>FALL 2015</u>	<u>FALL 2016</u>
APPLIED	1,090	1,104	1,153
ADMITTED	794	820	836

* Includes F-T and P-T FTIACS

Source: Office of Institutional Research & Testing

ENROLLMENT SUMMARY BY COLLEGE FALL 2016

HEALTH PROFESSIONS

	<u>FULL-TIME</u>		<u>PART-TIME</u>		<u>TOTAL</u>
UNDERGRADUATE STUDENTS	1,214	59%	829	41%	2,043
GRADUATE STUDENTS	16	13%	109	87%	125
ALL STUDENTS	1,230	57%	938	43%	2,168

	<u>MEN</u>		<u>WOMEN</u>		<u>TOTAL</u>
TOTAL FULL-TIME	200	16%	1,030	84%	1,230
TOTAL PART-TIME	123	13%	815	87%	938
TOTALS	323	15%	1,845	85%	2,168

	<u>FALL 2014</u>	<u>FALL 2015</u>	<u>FALL 2016</u>
FTIAC'S * (First Time In Any College)	191	182	198
READMITS	150	98	97
TRANSFERS	272	236	220
CONTINUING	1,830	1,771	1,653
GUEST	0	0	0
TOTAL	2,443	2,287	2,168

<u>FRESHMAN</u>	<u>FALL 2014</u>	<u>FALL 2015</u>	<u>FALL 2016</u>
APPLIED	1,255	1,236	1,462
ADMITTED	930	905	1,076

KENDALL COLLEGE OF ART & DESIGN

	<u>FULL-TIME</u>		<u>PART-TIME</u>		<u>TOTAL</u>
UNDERGRADUATE STUDENTS	800	68%	369	32%	1,169
GRADUATE STUDENTS	40	89%	5	11%	45
ALL STUDENTS	840	69%	374	31%	1,214

	<u>MEN</u>		<u>WOMEN</u>		<u>TOTAL</u>
TOTAL FULL-TIME	268	32%	572	68%	840
TOTAL PART-TIME	98	26%	276	74%	374
TOTALS	366	30%	848	70%	1,214

	<u>FALL 2014</u>	<u>FALL 2015</u>	<u>FALL 2016</u>
FTIAC'S * (First Time In Any College)	159	131	141
Dual Enrolled Continuing	67	53	39
Dual Enrolled FTIAC's	157	129	144
READMITS	26	23	27
TRANSFERS	139	120	118
CONTINUING	876	863	739
GUEST	14	9	6
TOTAL	1,438	1,328	1,214

<u>FRESHMAN</u>	<u>FALL 2014</u>	<u>FALL 2015</u>	<u>FALL 2016</u>
APPLIED	305	270	268
ADMITTED	232	175	215

* Includes F-T and P-T FTIACS

Source: Office of Institutional Research & Testing

ENROLLMENT

**ENROLLMENT SUMMARY BY COLLEGE
FALL 2016**

MICHIGAN COLLEGE OF OPTOMETRY

	<u>FULL-TIME</u>		<u>PART-TIME</u>		<u>TOTAL</u>
GRADUATE PROFESSIONAL PRACTICE	148	100%	0	0%	148
ALL STUDENTS	148	100%	0	0%	148

	<u>MEN</u>		<u>WOMEN</u>		<u>TOTAL</u>
TOTAL FULL-TIME	66	45%	82	55%	148
TOTAL PART-TIME	0	0%	0	0%	0
TOTALS	66	45%	82	55%	148

	<u>FALL 2014</u>	<u>FALL 2015</u>	<u>FALL 2016</u>
TRANSFERS	37	38	39
CONTINUING	108	108	109
TOTAL	145	146	148

<u>PROFESSIONAL</u>	<u>FALL 2014</u>	<u>FALL 2015</u>	<u>FALL 2016</u>
APPLIED	292	264	224
ADMITTED ²	54	61	65

PHARMACY

	<u>FULL-TIME</u>		<u>PART-TIME</u>		<u>TOTAL</u>
GRADUATE PROFESSIONAL PRACTICE	568	98%	13	2%	581
ALL STUDENTS	568	98%	13	2%	581

	<u>MEN</u>		<u>WOMEN</u>		<u>TOTAL</u>
TOTAL FULL-TIME	258	45%	310	55%	568
TOTAL PART-TIME	7	54%	6	46%	13
TOTALS	265	46%	316	54%	581

	<u>FALL 2014</u>	<u>FALL 2015</u>	<u>FALL 2016</u>
READMITS	1	1	0
TRANSFERS	136	152	140
CONTINUING	437	445	441
GUEST	0	0	0
TOTAL	574	598	581

<u>PROFESSIONAL</u>	<u>FALL 2014</u>	<u>FALL 2015</u>	<u>FALL 2016</u>
APPLIED	458	468	446
ADMITTED ²	188	181	166

* Includes F-T and P-T FTIACS

¹ From Optomcas system

² From Pharmcas system

Source: Office of Institutional Research & Testing

ENROLLMENT SUMMARY BY COLLEGE FALL 2016

PROFESSIONAL & TECHNOLOGICAL STUDIES

	<u>FULL-TIME</u>		<u>PART-TIME</u>		<u>TOTAL</u>
DOCTORATE STUDENTS	94	96%	4	4%	98
ALL STUDENTS	94	96%	4	4%	98

	<u>MEN</u>		<u>WOMEN</u>		<u>TOTAL</u>
TOTAL FULL-TIME	24	26%	70	74%	94
TOTAL PART-TIME	3		1		4
TOTALS	27	28%	71	72%	98

	<u>FALL 2014</u>	<u>FALL 2015</u>	<u>FALL 2016</u>
FTIAC'S * (First Time In Any College)	0	0	0
READMITS	0	0	0
TRANSFERS	0	0	0
CONTINUING	67	70	98
GUEST	0	0	0
TOTAL	67	70	98

<u>FRESHMAN</u>	<u>FALL 2014</u>	<u>FALL 2015</u>	<u>FALL 2016</u>
APPLIED	n/a	n/a	n/a
ADMITTED	n/a	n/a	n/a

UNIVERSITY COLLEGE

	<u>FULL-TIME</u>		<u>PART-TIME</u>		<u>TOTAL</u>
UNDERGRADUATE STUDENTS	538	45%	664	55%	1,202
ALL STUDENTS	538	45%	664	55%	1,202

	<u>MEN</u>		<u>WOMEN</u>		<u>TOTAL</u>
TOTAL FULL-TIME	241	45%	297	55%	538
TOTAL PART-TIME	201	30%	463	70%	664
TOTALS	442	37%	760	63%	1,202

	<u>FALL 2014</u>	<u>FALL 2015</u>	<u>FALL 2016</u>
FTIAC'S * (First Time In Any College)	340	391	341
Dual Enrolled Continuing	79	79	102
Dual Enrolled FTIAC's	295	397	488
READMITS	26	18	31
TRANSFERS	92	69	82
CONTINUING	149	177	154
GUEST	2	3	4
TOTAL	983	1,134	1,202

<u>FRESHMAN</u>	<u>FALL 2014</u>	<u>FALL 2015</u>	<u>FALL 2016</u>
APPLIED	2,344	2,510	2,597
ADMITTED	2,024	2,164	2,282

* Includes F-T and P-T FTIACS

Source: Office of Institutional Research & Testing

ENROLLMENT

COMPARATIVE FALL ENROLLMENT REPORT BY COLLEGE

	<u>WOMEN</u>	<u>MEN</u>	<u>2016 TOTAL</u>	<u>2015 TOTAL</u>
ARTS & SCIENCES	1,181	585	1,766	1,874
Associate Degree	351	167	518	601
Bachelor Degree	767	403	1,170	1,206
Master's Degree	63	15	78	65
Certificate	0	0	0	1
Non-Degree Seeking Graduate	0	0	0	1
BUSINESS	1,128	1,529	2,657	2,784
Associate Degree	160	214	374	415
Bachelor Degree	901	1,232	2,133	2,148
Certificate	14	9	23	28
Master's Degree	53	74	127	192
Non-Degree Seeking Undergraduate	0	0	0	1
EDUCATION & HUMAN SERVICES	1,123	1,033	2,156	2,306
Associate Degree	204	267	471	520
Bachelor Degree	852	713	1,565	1,619
Certificate	0	0	0	0
Master's Degree	51	47	98	135
Non-Degree Seeking Certificate	12	6	18	20
Non-Degree Seeking Graduate	4	0	4	12
ENGINEERING TECHNOLOGY	206	1,991	2,197	2,188
Associate Degree	90	859	949	959
Bachelor Degree	113	1,130	1,243	1,218
Certificate	3	2	5	11
Non-Degree Seeking Undergraduate	0	0	0	0
HEALTH PROFESSIONS	1,845	323	2,168	2,287
Associate Degree	540	67	607	603
Bachelor Degree	1,188	243	1,431	1,579
Certificate	5	1	6	1
Master's Degree	112	12	124	104
Non-Degree Seeking Undergraduate	0	0	0	0
KENDALL	848	366	1,214	1,328
Bachelor Degree	661	319	980	1,093
Master's Degree	36	9	45	44
Non-Degree Seeking Special Programs	3	3	6	9
Non-Degree Seeking Undergraduate	148	35	183	182
OPTOMETRY	82	66	148	146
O.D. Degree	82	66	148	146
PHARMACY	316	265	581	598
Pharm D Degree	316	265	581	598
PROFESSIONAL & TECHNOLOGICAL STUDIES	71	27	98	70
Ed.D. Degree	71	27	98	70
UNIVERSITY COLLEGE	760	442	1,202	1,134
Associate Degree	302	241	543	569
Non-Degree Seeking Undergraduate	458	201	659	565
TOTAL	7,560	6,627	14,187	14,715

Source: Office of Institutional Research & Testing

SCH/FTE/FYES

Student Credit Hours (SCH) Produced By Campus

<u>STUDENT CREDIT HOURS</u>	<u>FALL 2014</u>	<u>FALL 2015</u>	<u>FALL 2016</u>	<u>% Δ '14 to '15</u>
BIG RAPIDS	122,926	122,921	118,784	0%
KENDALL	15,169	14,069	12,833	-7%
OFF CAMPUS	14,117	13,938	12,630	-1%
INTERNET	14,241	15,758	15,806	11%
TOTAL	166,453	166,686	160,053	0%

Source: Office of Institutional Research and Testing

Student Credit Hours (SCH) Produced By Student Level

Fall Semester	Undergraduate	Graduate	Professional		Total
			Practice	Doctorate	
2012	153,753	2,947	11,337	420	168,457
2013	152,513	2,614	11,644	413	167,184
2014	151,518	2,987	11,488	460	166,453
2015	150,114	4,127	11,968	477	166,686
2016	144,542	3,281	11,559	671	160,053

Full-Time Equated Student (FTE) By Student Level

Fall Semester	Undergraduate	Graduate	Professional		Total
			Practice	Doctorate	
2012	10,250	246	709	53	11,258
2013	10,168	218	738	52	11,176
2014	10,101	249	719	58	11,127
2015	10,008	344	744	60	11,156
2016	9,636	273	729	84	10,722

Source: Office of Institutional Research and Testing

Full-Year Equated Student (FYES)

Academic Year	FYES	Academic Year	FYES
2006/07	11,098	2011/12	12,215
2007/08	11,392	2012/13	12,204
2008/09	11,667	2013/14	12,142
2009/10	11,791	2014/15	12,131
2010/11	12,076	2015/16	12,125

Source: State of Michigan HEIDI Database, Appendix A, Budget Office

**Ferris State University - Student Enrollment
Degree and Non-Degree Seeking
Fall 2012 - Fall 2016**

	<u>Headcount</u>	<u>FTIAC</u>	<u>Transfer</u>	<u>FTE</u>
Fall 2016				
Degree Seeking	13,317	1,823	1,681	10,503
Non-Degree Seeking	870	11	32	220
Total	14,187	1,834	1,713	10,723

Fall 2015				
Degree Seeking	13,925	1,958	1,792	10,936
Non-Degree Seeking	790	18	33	214
Total	14,715	1,976	1,825	11,150

Fall 2014				
Degree Seeking	13,851	1,926	1,840	10,902
Non-Degree Seeking	749	33	26	225
Total	14,600	1959*	1,866	11,127

Fall 2013				
Degree Seeking	13,861	2,006	1,816	10,924
Non-Degree Seeking	846	638	23	252
Total	14,707	2,644	1,839	11,176

Fall 2012				
Degree Seeking	13,943	2,135	1,780	11,051
Non-Degree Seeking	590	405	33	207
Total	14,533	2,540	1,813	11,258

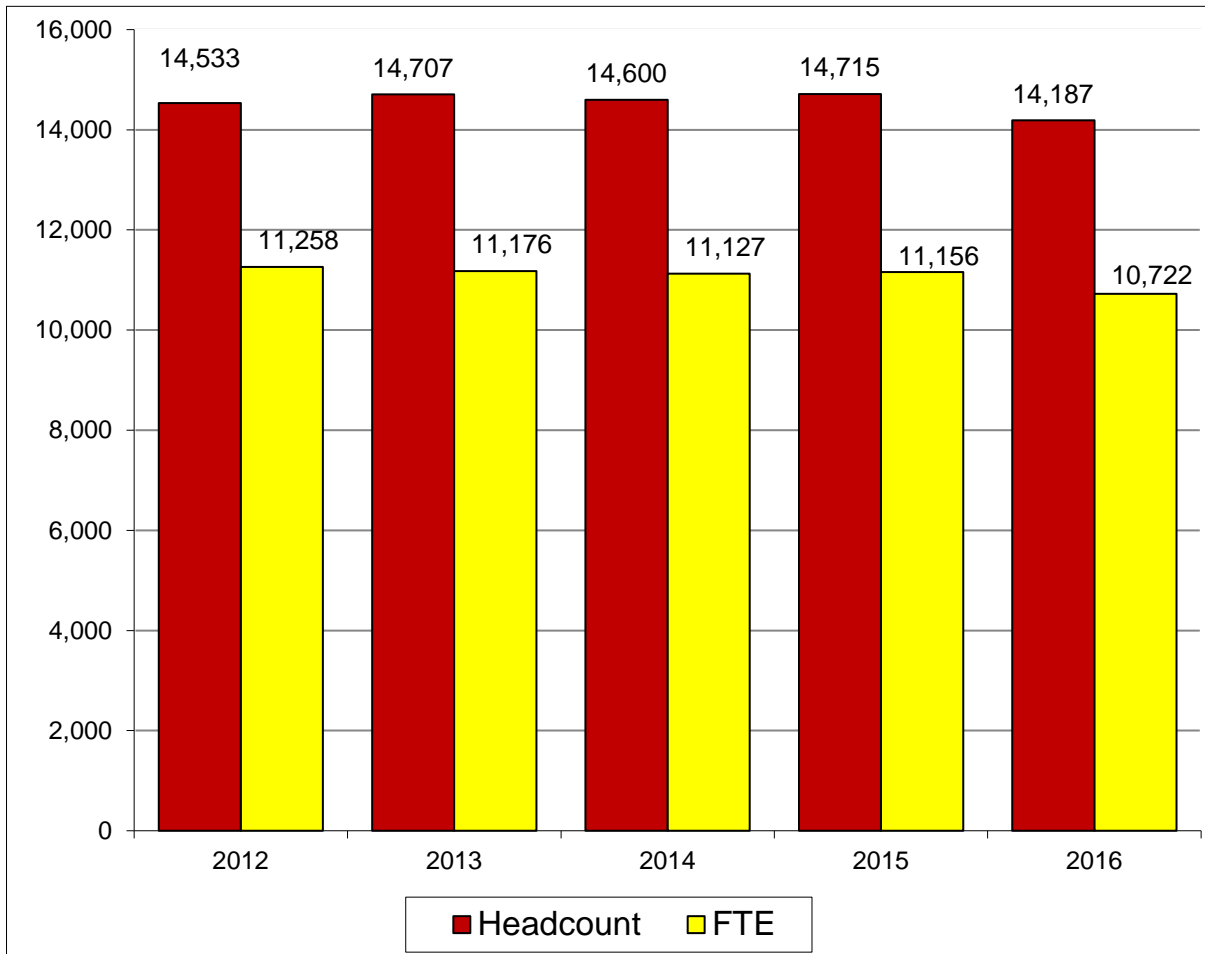
*Beginning Fall 2014 Dual Enrolled Students are not in the FTIAC count

COMPARATIVE FALL ENROLLMENT & STUDENT CREDIT HOUR (SCH) PRODUCTION BY SITE

Student Headcount				Student Credit Hours			
<i>Headcount based on where student enrolled</i>				<i>SCH based on Course Credit Production</i>			
Student Site				Course Section			
<u>Code</u>	<u>Site</u>	<u>Fall 2015</u>	<u>Fall 2016</u>	<u>Code</u>	<u>Site</u>	<u>Fall 2015</u>	<u>Fall 2016</u>
AG	Grand Rapids	965	826	AG	Grand Rapids	6,895	5,704
DH	Harper College	0	28	DH	Harper College	0	196
EA	Auburn Hills	30	23	EA	Auburn Hills	197	147
EF	Flint	137	123	EF	Flint	895	754
EG	Garden City	25	14	EG	Garden City	259	90
EH	Howell	23	11	EH	Howell	132	66
EL	Lansing	198	194	EL	Lansing	1,059	1,341
EM	Midland/Bay/Saginaw	140	126	EM	Midland/Bay/Saginaw	800	630
EP	Port Huron	49	36	EP	Port Huron	352	333
ER	Warren	77	80	ER	Warren	335	366
EU	Utica/Clinton Township	39	41	EU	Utica/Clinton Township	173	150
EW	Harper Woods	70	61	EW	Wayne/Harper Woods	512	610
K	Kendall	1,331	1,218	K	Kendall	14,117	12,845
M	Main Big Rapids	9,825.0	9,357	M	Main Big Rapids	122,224.5	117,365.0
MB	Big Rapids/EIO	177	654	MB	Big Rapids/EIO	15,625	15,911
MX	Concurrent Enrollment	211	1	MG	Greenville/Sidney	35	0
NA	Alpena	2	2	MX	Concurrent Enrollment	748	1,176
NP	Petoskey	1	0	NA	Alpena	0	0
NS	Scottville	31	39	NP	Petoskey	0	0
NT	Traverse City	243	237	NS	Scottville	116	108
OL	Online	988	980	NT	Traverse City	1,599	1,514
OS	Study Away	0	0	OL	Online	0	0
WB	Benton Harbor	2	2	OS	Study Away	34	126
WD	Dowagiac	117	108	WB	Benton Harbor	0	0
WJ	Jackson	1	1	WD	Dowagiac	508	443
WM	Muskegon	33	25	WJ	Jackson	0	117
				WM	Muskegon	71	61
TOTAL		14,715	14,187	TOTAL		166,686	160,053

Source: Office of Institutional Research & Testing

TOTAL FALL STUDENT HEADCOUNT COMPARED TO STUDENT FTE



<u>Fall Semester</u>	<u>Student Headcount</u>	<u>Student FTE</u>
2012	14,533	11,258
2013	14,707	11,176
2014	14,600	11,127
2015	14,715	11,156
2016	14,187	10,722

Source: Office of Institutional Research & Testing

COMPARATIVE FALL ENROLLMENT BY RACE/ETHNIC ORIGIN

	2015 TOTAL		2016 TOTAL		DIFFERENCE
AMERICAN INDIAN OR ALASKAN NATIVE	76	1%	81	1%	5
ASIAN	187	1%	214	2%	27
BLACK OR AFRICAN AMERICAN	1,042	7%	958	7%	-84
HISPANIC OR LATINO	696	5%	672	5%	-24
INTERNATIONAL	536	4%	390	3%	-146
NATIVE HAWAIIAN OR PACIFIC ISLANDER	10	0%	12	0%	2
TWO OR MORE RACES	452	2%	457	3%	5
WHITE	11,289	77%	11,012	78%	-277
UNREPORTED	427	3%	391	3%	-36
TOTAL	14,715		14,187		-528

The following definitions are used in determining racial/ethnic designations.

American Indian or Alaskan Native:

A person having origins in any of the original peoples of North and South America (including Central America), and who maintains cultural identification through tribal affiliation or community attachment.

Asian:

A person having origins in any of the original peoples of the Far East, Southeast Asia, or the Indian Subcontinent including, for example, Cambodia, China, India, Japan, Korea, Malaysia, Pakistan, the Philippine Islands, Thailand, and Vietnam.

Black or African American:

A person having origins in any of the black racial groups of Africa.

Hispanic or Latino:

A person of Cuban, Mexican, Puerto Rican, Central or South American, or other Spanish culture or origin, regardless of race.

International:

A person who is not a citizen of the United States, and who is in this country on a temporary basis and does not have a right to remain indefinitely.

Native Hawaiian or Pacific Islander:

A person having origins in any of the original peoples of Hawaii, Guam, Samoa, or other Pacific Island.

White:

A person having origins in any of the original peoples of Europe, the Middle East, or North Africa.

Source: Office of Institutional Research & Testing

ENROLLMENT

**ETHNIC DISTRIBUTION BY COLLEGE
FALL 2016**

<u>COLLEGE</u>	American Indian/ Native Alaskan	Asian	Black Or African American	Hispanic Or Latino	Int'l.	Native Hawaiian Or Pacific Islander	Two or More Races	White	Un- reported	Total
<u>Arts & Sciences</u>										
Female	7	23	82	16	41	0	37	969	6	1,181
Male	2	13	46	5	27	0	22	466	4	585
Total	9	36	128	21	68	0	59	1,435	10	1,766
<u>Business</u>										
Female	11	12	74	39	62	0	40	882	8	1,128
Male	9	19	96	69	67	2	53	1,192	22	1,529
Total	20	31	170	108	129	2	93	2,074	30	2,657
<u>Education</u>										
Female	4	7	174	7	69	3	56	797	6	1,123
Male	5	10	103	11	57	1	30	800	16	1,033
Total	9	17	277	18	126	4	86	1,597	22	2,156
<u>Engineering Tech.</u>										
Female	1	2	4	6	8	0	6	175	4	206
Male	10	22	56	129	73	1	45	1,638	17	1,991
Total	11	24	60	135	81	1	51	1,813	21	2,197
<u>Health Professions</u>										
Female	13	22	85	11	67	1	49	1,581	16	1,845
Male	3	11	15	12	9	0	10	257	6	323
Total	16	33	100	23	76	1	59	1,838	22	2,168
<u>Kendall</u>										
Female	4	22	27	28	55	2	30	665	15	848
Male	2	16	17	15	30	0	16	260	10	366
Total	6	17	15	43	85	2	46	925	25	1,214
<u>Optometry</u>										
Female	0	0	0	1	0	0	2	53	26	82
Male	0	2	1	2	4	0	0	47	10	66
Total	0	2	1	3	4	0	2	100	36	148
<u>Pharmacy</u>										
Female	1	5	5	15	6	0	4	168	112	316
Male	0	3	1	4	10	0	2	140	105	265
Total	1	8	6	19	16	0	6	308	217	581
<u>Professional & Tech.</u>										
Female	0	0	9	0	4	0	0	55	3	71
Male	0	0	7	0	1	0	0	18	1	27
Total	0	0	16	0	5	0	0	73	4	98
<u>University College</u>										
Female	4	15	94	12	61	2	38	533	1	760
Male	5	10	62	9	20	0	17	316	3	442
Total	9	25	156	21	81	2	55	849	4	1,202
<u>University Totals</u>										
Total Female	45	108	554	135	373	8	262	5,878	197	7,560
Total Male	36	106	404	256	298	4	195	5,134	194	6,627
Total	81	214	958	391	671	12	457	11,012	391	14,187

Source: Office of Institutional Research & Testing

FALL ENROLLMENT BY PROGRAM

ARTS & SCIENCES	2013/14			2014/15			2015/16			2016/17		
	ON	OFF	OL	ON	OFF	OL	ON	OFF	OL	ON	OFF	OL
BIOLOGY												
Biology BA	2			0			1			0		
Biology BS	65			46			59			52		
Biology/Environmental Biology BS	31			31			36			45		
Biology/Forensic Biology BS	40			41			37			39		
Biology/Pre-Dentistry BS	21			29			26			25		
Biology/Pre-Medicine BS	83			84			79			73		
Biology/Pre-Optometry BS	106			94			105			100		
Biology/Pre-Pharmacy BS	63			96			38			52		
Biology/Pre-Veterinary Medicine BS	25			22			23			26		
Biotechnology BS	41			49			44			35		
Pre-Physical Therapy BS	51			44			45			32		
Pre-Science AS	82			106			135			162		
<i>PROGRAM LOCATION TOTAL</i>	610	0	0	642	0	0	628	0	0	641	0	0
<i>DEPARTMENT TOTAL</i>	610			642			628			641		
HUMANITIES												
Applied Speech Communication AA	8			10			22			12		
Applied Speech Communication BS	45			39			39			38		
Communication BA	12			7			3			2		
History BA	20			20			18			22		
Sports Communication CERT	1			0			0			0		
Sports Communication BS				4			25			37		
<i>PROGRAM LOCATION TOTAL</i>	86	0	0	80	0	0	107	0	0	111	0	0
<i>DEPARTMENT TOTAL</i>	86			80			107			111		
LANGUAGES & LITERATURE												
English BA	24			21			20			27		
Journalism & Technical Communication BS	9			20			12			14		
Liberal Arts AA	16			14			12			29		
Pre-Arts AA	9			5			1			0		
Pre-Technical Communications AA	6			7			4			0		
Spanish for the Professions BS										7		
Technical Writing CERT							1			0		
Technical & Professional Communication BS	6	6		5	4		7	1		8	0	
<i>PROGRAM LOCATION TOTAL</i>	70	6	0	72	4	0	57	1	0	85	0	0
<i>DEPARTMENT TOTAL</i>	76			76			58			85		

ENROLLMENT

FALL ENROLLMENT BY PROGRAM

ARTS & SCIENCES	2013/14			2014/15			2015/16			2016/17		
	ON	OFF	OL	ON	OFF	OL	ON	OFF	OL	ON	OFF	OL
MATHEMATICS												
Actuarial Science				8			22			23		
Applied Mathematics BS	11			17			13			14		
Applied Mathematics/Actuarial Science BS	31			22			10			2		
Applied Mathematics/Computer Science BS	9			12			19			13		
Applied Mathematics/Industrial BS	1			0			0			0		
Applied Mathematics/Operation Research BS	2			1			1			0		
Mathematics BA	3			3			0			0		
Pre-Engineering AS	3			2			5			0		
<i>PROGRAM LOCATION TOTAL</i>	60	0	0	65	0	0	70	0	0	52	0	0
<i>DEPARTMENT TOTAL</i>	60			65			70			52		
PHYSICAL SCIENCES												
Biochemistry BA	6			7			8			12		
Chemistry BA	26			26			26			19		
Industrial Chemistry BS										8		
Industrial Chemistry Technology AAS	1			0			0			1		
Pre-Mortuary Science AS	6			6			3			1		
Pre-Optometry AS				1			0			0		
Pre-Pharmacy AS	350			335			339			235		
<i>PROGRAM LOCATION TOTAL</i>	389	0	0	375	0	0	376	0	0	276	0	0
<i>DEPARTMENT TOTAL</i>	389			375			376			276		
SOCIAL SCIENCES												
Master of Social Work MSW				23	8		53	12		60	18	
Political Science BS	22			27			19			18		
Pre-Law AA	11			3			5			5		
Pre-Psychology AA	39			35			35			2		
Pre-Public Administration AA	4			1			1			0		
Pre-Social Work AA	34			35			39			0		
Psychology AA										32		
Psychology BS	123			126			132			115		
Social Work AA										39		
Social Work BSW	129	62		155	65		157	51		161	48	
Sociology BA	9			13			11			12		
<i>PROGRAM LOCATION TOTAL</i>	371	62	0	418	73	0	452	63	0	444	66	0
<i>DEPARTMENT TOTAL</i>	433			491			515			510		
ARTS & SCIENCES												
Fast Track*												
Integrative Studies BIS	51	9	39	42	3	41	63	2	54	2	1	1
Integrative Studies BS										52	1	35
Math/Science Technology Center												
Undeclared							1			0		
<i>PROGRAM LOCATION TOTAL</i>	51	9	39	42	3	41	64	2	54	54	1	36
<i>DEPARTMENT TOTAL</i>	99			86			120			91		
<i>COLLEGE LOCATION TOTAL</i>	1,637	77	39	1,694	80	41	1,754	66	54	1,663	67	36
<i>COLLEGE TOTAL</i>	1,733			1,815			1,874			1,766		

* Fast Track moved to University College in Fall 2013.

FALL ENROLLMENT BY PROGRAM

BUSINESS	2013/ 14			2014/ 15			2015/ 16			2016/ 17		
	ON	OFF	OL	ON	OFF	OL	ON	OFF	OL	ON	OFF	OL
ACCOUNTING, FINANCE, & INFORMATION SYSTEMS												
Accountancy AAS	25			21			10			18		
Accountancy BS	16	2		68	0		80	65		78	65	
Accountancy/Computer Info Systems BS	11			9			14			9		
Accountancy/Finance BS	26			22			28			29		
Accountancy/Professionally Directed BS	15			4			0			0		
Accountancy/Public Accounting BS	55	74		9	83		0	0		0	0	
Adv. Studies Business Intelligence CERT							1			0		
Adv. Studies Project Mgmt CERT	1			1			5			4		
Computer Information Systems AAS	13			12			26			20		
Computer Information Systems BB							1			0		
Computer Information Systems BS	68	46		69	52		55	55		51	55	
Computer Information Technology BS	42	51		47	49		45	58		40	57	
Finance BS	37			38			43			44		
Finance/Corporate Accounting BS	1											
Finance/Investment BS	3			1			0			0		
Finance/Real Estate BS												
Homeland Security Digital/Forensics CERT								1			0	
Information Security & Intelligence BS	54	83		59	80		64	96		78	79	
Information Security & Intelligence MISI	34			53			124			65		
Master of Information Systems Management	2			1			0			0		
Project Management CERT			2									
PROGRAM LOCATION TOTAL	403	256	2	414	264	0	496	275	0	436	256	0
DEPARTMENT TOTAL	661			678			771			692		

MANAGEMENT												
Advanced Study Mgt Tools CERT	2			0			1			1		
Advanced Study Design/Innovation CERT	5			12			12			4		
Advanced Studies Incident Response CERT				1			1			2		
Business Admin w/ Professional Tracks BS	25	106	14	19	113	19	13	120	29	13	84	23
Business Administration BB										1		
Business Administration BS	219	262	28	198	230	32	199	208	53	202	233	82
Business Administration w/ Legal Studies BS	24			23			25			29		
Business Administration/Aviation BS		5			4			4			4	
Business Administration Maritime Option BS											3	
General Business AAS	85			74			53			75		
Human Resource Management BS	17	7		19	11		31	13		42	10	
Human Resource Management CERT					2			1	1		1	3
Insurance & Risk Management BS	3			4			9			5		
International Business CERT									1			0
Leadership and Supervision CERT					1			1	2		1	0
Lean Systems CERT	1			0			1			1		
Legal Studies AAS	10			19			20			12		
Management BS												
Master of Business Administration	43		44	39		27	36		32	27		35
Operations & Supply Management BS	22			28			29			31		
Operations & Supply Management BB				2			0			0		
Pre-Business AAS	52			47			44			49		
Risk Management and Insurance BS										5		
Small Business Management CERT										1		
Supervision CERT	1			0			0			0		
PROGRAM LOCATION TOTAL	509	380	86	485	361	78	474	347	118	500	336	143
DEPARTMENT TOTAL	975			924			939			979		

ENROLLMENT

FALL ENROLLMENT BY PROGRAM

BUSINESS	2013/ 14			2014/ 15			2015/ 16			2016/17		
	ON	OFF	OL	ON	OFF	OL	ON	OFF	OL	ON	OFF	OL
MARKETING												
Advertising BS	1			0			0			0		
Advertising/Integrative Marketing Comm BS	55			49			51			52		
Business Data Analytics BS	3			5			11			16		
Digital Marketing CERT												1
Direct Marketing CERT										1		2
E-Commerce CERT			1			0			0			0
Graphic Communication AAS	19			16			10			9		
Graphic Design AAS	98			107			89			38		
Graphic Design BS	38			28			27			48		
Graphic Media Management BS	25			25			22			28		
Healthcare Marketing				6			8			10		
Marketing AAS	2			53			60			68		
Marketing BS	123			145			149			141		
Pre-Marketing	52			45			51			31		
Public Relations BS	39			43			42			42		
PROGRAM LOCATION TOTAL	455	0	1	522	0	0	520	0	0	484	0	3
DEPARTMENT TOTAL	456			522			520			487		

SPORTS, ENTERTAINMENT, & HOSPITALITY MANAGEMENT												
Dietary & Food Service Management AAS	6			3	2		4	4		2	3	
Culinary Mgmt CERT	1			1			0			0		
Hospitality Management BS							9	11		43	19	
Hotel Management BS	12	11		12	30		10	26		0	14	
Hotel Mgmt/Restaurant & Food Ind. Mgmt BS	33	8		34	5		30	1		12	3	
Marketing/Professional Tennis BS	1			0			0			0		
Music Industry Management BS	194			160			154			131		
Nutrition/Food Service Management AAS										5	2	
Nutrition/Food Service Management CERT											1	
Pre-Hospitality AAS	3			7			6			4		
Pre-Music Industry Management AAS	18			0			0			0		
Pre-Professional Golf Management BS	16			8			3			5		
Pre-Professional Tennis Mgmt AAS	11			15			11			9		
PGA Golf Management BS	224			215			194			172		
Professional Brew Management AAS										5		
Professional Tennis Management BS	45			40			28			22		
Resort Management BS	59			43			35			23		
Restaurant & Food Industry Mgmt AAS	40			33			27			24		
Special Event/Meeting Planning				1			0			0		
PROGRAM LOCATION TOTAL	663	19	0	572	37	0	511	42	0	457	42	0
DEPARTMENT TOTAL	682			609			553			499		

BUSINESS												
Undeclared		1			3			1			0	
PROGRAM LOCATION TOTAL	0	1	0	0	3	0	0	1	0	0	0	0
DEPARTMENT TOTAL	1			3			1			0		
COLLEGE LOCATION TOTAL	2,030	656	89	1,993	665	78	2,001	665	118	1,877	634	146
COLLEGE TOTAL	2,775			2,736			2,784			2,657		

Source: Office of Institutional Research & Testing

FALL ENROLLMENT BY PROGRAM

EDUCATION & HUMAN SERVICES	2013/14			2014/15			2015/16			2016/17		
	ON	OFF	OL	ON	OFF	OL	ON	OFF	OL	ON	OFF	OL
LEISURE STUDIES & WELLNESS												
Recreation Leadership & Management BS	15			6			1			0		
<i>PROGRAM LOCATION TOTAL</i>	15	0	0	6	0	0	1	0	0	0	0	0
<i>DEPARTMENT TOTAL</i>	15			6			1			0		

SCHOOL OF CRIMINAL JUSTICE												
Criminal Justice BS	2			0			0			0		
Criminal Justice Corrections BS	36			38			37			32		
Criminal Justice Generalist BS	96	592		95	617		94	605		94	526	
Criminal Justice Law Enforcement BS	115			108			109	1		111	1	
Master of Criminal Justice Administration	21	27		24	31		27	38		15	18	
Pre-Criminal Justice AA	373			380			390			332		
<i>PROGRAM LOCATION TOTAL</i>	643	619	0	645	648	0	657	644	0	584	545	0
<i>DEPARTMENT TOTAL</i>	1,262			1,293			1,301			1,129		

SCHOOL OF EDUCATION												
Adv. Studies Total Quality Mgmt CERT					1			0			0	
Biology Education BS	12	3		13	2		12	1		14	0	
Busn Mgmt Mktg Tech Teaching BS	1			2			2			2		
Career Tech Education Post Sec Admn MTE										5	2	
Career Tech Education Train Dev MTE											1	
Career & Technical Education Instructor MTE										7	6	
Career & Technical Education MS	21	18		21	14		18	9		0	0	
Certification CERT	5	16		6	14		5	7		0	0	
Certification Add Endorsement CERT										2	1	
Certification Elementary Education CERT	2	5		1	3		1	0		1	0	
Certification Graduate CERT				1			2	2		5	1	
Certification Social Studies CERT										1		
Certification Technical Education CERT										1	2	
Chemistry Education BS	5			6			5			3		
Curriculum & Instruction M.Ed.	36	27		21	18		18	10		0	0	
Curriculum & Instruction Special Needs MED										11	8	
Curriculum & Instruction Subject Area MED										7	1	
Curriculum & Instruction Experiential Ed MED										1		
Early Childhood Education AAS	21			25			24			24		
Early Childhood Education BS	45	47		42	50		43	42		40	44	
Early Childhood Lead Teacher BS										3		
Early Childhood Management										1		
Educational Leadership MS	3			8	1		11	4		13	3	
Elementary Education BS	124	115		112	126		111	122		107	124	
English Education BS	24	1		23	2		28	3		30	2	
Geography Education BS										1		
History Education BS	27	2		14	2		13	0		9	0	
Mathematics Education BS	28	5		33	4		20	3		23	2	
Political Science Education BS							3			2		
Pre-Teaching Elementary AA	26			31			23			27		
Pre-Teaching Secondary AA	30			21			24			28		
Pro-Mo-TEd-Technical Education			7		12			11				11
Social Studies BS	35	5		35	7		31	11		0	0	
Social Studies Education BS										23	5	

ENROLLMENT

FALL ENROLLMENT BY PROGRAM

EDUCATION & HUMAN SERVICES	2013/14			2014/15			2015/16			2016/17		
	ON	OFF	OL	ON	OFF	OL	ON	OFF	OL	ON	OFF	OL
SCHOOL OF EDUCATION - Continued												
Social Studies/Elementary BS				5			6	3		3	2	
Technical Education BS	3	4		0	2		1	3		0	1	
<i>PROGRAM LOCATION TOTAL</i>	448	248	7	420	246	12	401	220	11	394	205	11
<i>DEPARTMENT TOTAL</i>	703			678			632			610		

TELEVISION AND DIGITAL MEDIA PRODUCTION												
Television & Digital Media Production BS	86			68			77			75		
Digital Animation & Game Design BAS*		164			186		16	176		77	160	
Digital Media Software Engineering BAS*		29			1			2		1	1	
Digital Media Software Engineering BS					20			27			35	
Pre-Digital Media				22			59			60		
<i>PROGRAM LOCATION TOTAL</i>	86	193	0	90	207	0	152	205	0	213	196	0
<i>DEPARTMENT TOTAL</i>	279			297			357			409		

EDUCATION & HUMAN SERVICES												
Art Education CERT for BFA	3			1			3			4		
Undeclared Graduate	11	4		3	5		11	1		2	2	
<i>PROGRAM LOCATION TOTAL</i>	14	4	0	4	5	0	14	1	0	6	2	0
<i>DEPARTMENT TOTAL</i>	18			9			15			8		

<i>COLLEGE LOCATION TOTAL</i>	1,206	1,064	7	1,165	1,106	12	1,225	1,070	11	1,197	948	11
<i>COLLEGE TOTAL</i>	2,277			2,283			2,306			2,156		

* Moved from Professional and Technological Studies Fall 2013.

Source: Office of Institutional Research & Testing

FALL ENROLLMENT BY PROGRAM

ENGINEERING TECHNOLOGY	2013/14			2014/15			2015/16			2016/17		
	ON	OFF	OL	ON	OFF	OL	ON	OFF	OL	ON	OFF	OL
ARCHITECTURAL TECHNOLOGY & FACILITY MANAGEMENT												
Architectural Technology AAS	62			56			56			60		
Architecture & Sustainability BS	29			32			26			20		
Facilities Management BS	29			29			22			18		
Facilities Management CERT			6			9			7			3
Pre-Architectural Sustainability BS	1			0			0			0		
Pre-Architectural Technology AAS	5			3			6			4		
Pre-Facilities Management BS	2			3			4			6		
<i>PROGRAM LOCATION TOTAL</i>	128	0	6	123	0	9	114	0	7	108	0	3
<i>DEPARTMENT TOTAL</i>	134			132			121			111		
AUTOMOTIVE												
Automotive Engineering Technology BS	182			187			183			169		
Automotive Management BS	44	16	2	36	14	13	36	13	20	38	11	21
Automotive Management (2+2) BS	1			2			1			0		
Automotive Service Technology AAS	26			31			26			25		
Pre-Automotive Engineering Technology BS	16			12			21			20		
Pre-Automotive Management BS	5			8			5			4		
Pre-Automotive Service Technology AAS	14			5			7			3		
<i>PROGRAM LOCATION TOTAL</i>	288	16	2	281	14	13	279	13	20	259	11	21
<i>DEPARTMENT TOTAL</i>	306			308			312			291		
CONSTRUCTION TECHNOLOGY & MANAGEMENT												
Advanced Construction Management CERT		1			0			0			0	
Building Construction Technology AAS	15			18			75			119		
Civil Engineering Technology AAS	9			14			20			21		
Construction Administration CERT		1			1		1	0		0	0	
Construction Management BS	162	29		153	17		110	33		61	18	
Construction Mgt Commercial-Industrial BS										23		
Construction Mgt Highway-Bridge BS										1		
Pre-Building Construction Technology AAS	5			3			6			7		
Pre-Civil Engineering Technology AAS							2			3		
Pre-Construction Management BS	1			6			3			5		
<i>PROGRAM LOCATION TOTAL</i>	192	31	0	194	18	0	217	33	0	240	18	0
<i>DEPARTMENT TOTAL</i>	223			212			250			258		
ELECTRONICS/CNS												
Computer Networks & Systems BS	39			34			30			26		
Electrical/Electronics Engineering Tech BS	37			53			48			38		
Industrial Electronics Technology AAS	52			58			59			48		
Pre-Computer Networks & Systems BS	3			3			0			0		
Pre-Electrical/Electronics Eng Tech BS	8			6			4			3		
Pre-Industrial Electronics Technology AAS	9			7			3			7		
<i>PROGRAM LOCATION TOTAL</i>	148	0	0	161	0	0	144	0	0	122	0	0
<i>DEPARTMENT TOTAL</i>	148			161			144			122		

ENROLLMENT

FALL ENROLLMENT BY PROGRAM

ENGINEERING TECHNOLOGY	2013/14			2014/15			2015/16			2016/17		
	ON	OFF	OL	ON	OFF	OL	ON	OFF	OL	ON	OFF	OL
ENERGY SYSTEMS												
Energy Systems Engineering BS	18			16			8			7		
Pre-Energy Systems Engineering BS	4			2			6			0		
<i>PROGRAM LOCATION TOTAL</i>	22	0	0	18	0	0	14	0	0	7	0	0
<i>DEPARTMENT TOTAL</i>	22			18			14			7		

HEAVY EQUIPMENT												
Heavy Equipment Service Engineering BS	37			34			27			34		
Pre-Heavy Equipment Service Eng. Tech BS	1			0			1			0		
Heavy Equipment Technology AAS	61			69			73			64		
Pre-Heavy Equipment Technology AAS	6			5			2			1		
<i>PROGRAM LOCATION TOTAL</i>	105	0	0	108	0	0	103	0	0	99	0	0
<i>DEPARTMENT TOTAL</i>	105			108			103			99		

HVACR												
HVACR Engineering Technology BS	80		73	5		4	6		0	0		0
HVACR Eng. Tech. & Energy Mgmt. BS	4			54		69	32		59	52		70
HVACR Technology AAS	60			58			59			67		
Pre-HVACR Engineering Technology BS	1			1			4			2		
Pre-HVACR Technology AAS	6			2			6			6		
<i>PROGRAM LOCATION TOTAL</i>	151	0	73	120	0	73	107	0	59	127	0	70
<i>DEPARTMENT TOTAL</i>	224			193			166			197		

MANUFACTURING ENGINEERING TECHNOLOGY												
Industrial Technology & Mgmt BAS*		53			69			79			84	
Manufacturing Engineering Technology BS	22	51		26	52		43	54		39	68	
Manufacturing Technology AAS				50			54			51		
Manufacturing Tooling Technology AAS	39			1			0			0		
Pre-Manufacturing Engineering BS	7			24			19			21		
Pre-Manufacturing Tooling Technology AAS	3			0			4			1		
Quality Engineering Technology BS		11			4			0			0	
Quality Technology CERT					1		1	1		0	2	
<i>PROGRAM LOCATION TOTAL</i>	71	115	0	101	126	0	121	134	0	112	154	0
<i>DEPARTMENT TOTAL</i>	186			227			255			266		

MECHANICAL DESIGN												
CAD Drafting & Tool Design Technology AAS	36			42			31			35		
Mechanical Engineering Technology AAS	114			132			141			132		
Mechanical Engineering Technology BS	48			46			60			70		
Pre-CAD Drafting & Tool Design AAS	2			2			2			1		
Pre-Mechanical Engineering Tech. AAS	11			7			9			12		
Pre-Mechanical Engineering Technology BS	9			9			8			7		
Pre-Product Design Engineering BS	3			7			3			1		
Product Design Engineering Technology BS	27	23		24	24		37	19		53	8	
<i>PROGRAM LOCATION TOTAL</i>	250	23	0	269	24	0	291	19	0	311	8	0
<i>DEPARTMENT TOTAL</i>	273			293			310			319		

* Moved from Professional and Technological Studies Fall 2013.

FALL ENROLLMENT BY PROGRAM

ENGINEERING TECHNOLOGY	2013/14			2014/15			2015/16			2016/17		
	ON	OFF	OL	ON	OFF	OL	ON	OFF	OL	ON	OFF	OL
PLASTICS & RUBBER												
Plastics Engineering Technology BS	43			43			59			77		
Plastics Technology AAS	4			0			0			0		
Plastics/Polymer Eng Tech AAS	93			147			141			94		
Pre-Plastics Engineering Technology BS	2			5			10			20		
Pre-Plastics Polymer Engineering Tech. AAS	8			2			18			35		
Pre-Rubber Engineering Technology BS	1			0			0			0		
Pre-Rubber Technology AAS	2			2			0			0		
Rubber Engineering Technology BS	6			5			1			5		
Rubber Technology AAS	1			0			0			0		
<i>PROGRAM LOCATION TOTAL</i>	160	0	0	204	0	0	229	0	0	231	0	0
<i>DEPARTMENT TOTAL</i>	160			204			229			231		
PRINTING & IMAGING TECHNOLOGY MANAGEMENT *												
New Media Printing & Publishing BS	3			0			0			0		
Printing & Digital Graphic Imaging Tech AAS	1											
Printing Management BS	4			2			1			1		
<i>PROGRAM LOCATION TOTAL</i>	8	0	0	2	0	0	1	0	0	1	0	0
<i>DEPARTMENT TOTAL</i>	8			2			1			1		
SURVEYING												
Geographic Information CERT				1			1			0		
Pre-Surveying Engineering BS				1			1			3		
Pre-Surveying Technology AAS	1			2			3			2		
Surveying Engineering BS	46			46			38			47		
Surveying Technology AAS	11			12			32			31		
<i>PROGRAM LOCATION TOTAL</i>	58	0	0	62	0	0	75	0	0	83	0	0
<i>DEPARTMENT TOTAL</i>	58			62			75			83		
WELDING ENGINEERING TECHNOLOGY												
Pre-Welding Engineering Technology BS	3			3			5			7		
Pre-Welding Technology AAS	29			24			31			33		
Welding Engineering Technology BS	98			77			79			84		
Welding Technology AAS	86			91			93			88		
<i>PROGRAM LOCATION TOTAL</i>	216	0	0	195	0	0	208	0	0	212	0	0
<i>DEPARTMENT TOTAL</i>	216			195			208			212		
ENGINEERING TECHNOLOGY												
Undeclared Undergraduate						1			0			0
<i>PROGRAM LOCATION TOTAL</i>	0	0	0	0	0	1	0	0	0	0	0	0
<i>DEPARTMENT TOTAL</i>	0			1			0			0		
<i>COLLEGE LOCATION TOTAL</i>	1,797	185	81	1,838	182	96	1,903	199	86	1,912	191	94
<i>COLLEGE TOTAL</i>	2,063			2,116			2,188			2,197		

* Spring 2012 Printing & Imaging Technology Management Department was closed.

Source: Office of Institutional Research & Testing

ENROLLMENT

FALL ENROLLMENT BY PROGRAM

HEALTH PROFESSIONS	2013/14			2014/15			2015/16			2016/17		
	ON	OFF	OL	ON	OFF	OL	ON	OFF	OL	ON	OFF	OL
CLINICAL LAB, RESPIRATORY CARE, & HEALTH ADMINISTRATION												
Cancer Information Management CERT			1			0			0		1	0
Gerontology CERT												
Health Care Systems Administration BS	240	66		248	63		200	47		159	43	
Health Information Management BS	55	18	16	54	17	18	55	15	16	43	14	15
Health Information Technology AAS	41	28		42	30		27	24		22	23	
Lean Healthcare CERT												1
Long Term Care CERT										2		1
Master of Healthcare Admin MHA										1		12
Master of Public Health									9			14
Medical Laboratory Science BS	19			36			43			44		
Medical Laboratory Technology AAS	1			3			5			6		
Medical Technology BS	20			0			0			0		
Molecular Diagnostics BS	31			22			10			18		
Pre-Medical Laboratory Science BS	4			17			22			19		
Pre-Medical Laboratory Technology AAS	8			12			6			5		
Pre-Medical Technology AAS	3			0			1			0		
Pre-Medical Technology BS	20			2			0			0		
Pre-Molecular Diagnostics BS	10			13			16			9		
Pre-Respiratory Care AAS	32			36	1		41	1		35	0	
Public Health				1			9			28		
Respiratory Care AAS	30	13		34	11		30	16		26	13	
PROGRAM LOCATION TOTAL	514	125	17	520	122	18	465	103	25	417	94	43
DEPARTMENT TOTAL	656			660			593			554		

DENTAL HYGIENE & MEDICAL IMAGING												
Allied Health Science AAS	80			67			58			125		
Allied Health Science BS	105		78	125		79	107		74	80		60
Dental Hygiene AAS	67			49			53			63		
Dental Hygiene BS	1		39			44	1		37			42
Diagnostic Medical Sonography AAS	24			22			21			22		
Nuclear Medicine Technology BS	67	31	11	59	26	9	51	21	7	38	15	1
Pre-Dental Hygiene AAS	128			126			148			113		
Pre-Diagnostic Medical Sonography AAS	66			48			59			48		
Pre-Nuclear Medicine BS	20	1		21	0		23	0		28	0	
Pre-Radiography AAS	75			56			64			37		
Radiography AAS	46			39			49			69		
PROGRAM LOCATION TOTAL	679	32	128	612	26	132	634	21	118	623	15	103
DEPARTMENT TOTAL	839			770			773			741		

FALL ENROLLMENT BY PROGRAM

HEALTH PROFESSIONS	2013/14			2014/15			2015/16			2016/17		
	ON	OFF	OL	ON	OFF	OL	ON	OFF	OL	ON	OFF	OL
SCHOOL OF NURSING												
Master of Science in Nursing MSN			104			98			95			97
Nursing BS		49	428		24	506		13	480	1		449
Nursing (accelerated track) BS	23			24			22			0		
Nursing BSN	113			123			125			155		
Nursing Education CERT				1			0		1	0		1
Pre-Nursing BS	295			235			185			170		
<i>PROGRAM LOCATION TOTAL</i>	431	49	532	383	24	604	332	13	576	326	0	547
<i>DEPARTMENT TOTAL</i>	1,012			1,011			921			873		
ALLIED HEALTH SCIENCES												
Undeclared Undergraduate			3			2						0
<i>PROGRAM LOCATION TOTAL</i>	0	0	3	0	0	2	0	0	0	0	0	0
<i>DEPARTMENT TOTAL</i>	3			2			0			0		
<i>COLLEGE LOCATION TOTAL</i>	1,624	206	680	1,515	172	756	1,431	137	719	1,366	109	693
<i>COLLEGE TOTAL</i>	2,510			2,443			2,287			2,168		

Source: Office of Institutional Research & Testing

ENROLLMENT

FALL ENROLLMENT BY PROGRAM

KENDALL	2013/14			2014/15			2015/16			2016/17		
	KEN	OFF	OL	KEN	OFF	OL	KEN	OFF	OL	KEN	OFF	OL
DESIGN STUDIES												
Collaborative Design BFA	17			27			25			29		
Digital Media BFA	114			124			141			158		
Digital Media Digital Illustration BFA	1			0			0			0		
Furniture Design BFA	30			23			21			26		
Graphic Design BFA	236			219			210			183		
Illustration BFA	223			211			176			139		
Industrial Design BFA	74			84			93			67		
Interior Design BFA	94			99			96			91		
Master of Architecture MARCH				8			10			12		
Master of Arts Design MA										1		
Medical Illustration BFA	44			44			48			44		
Metals/Jewelry Design BFA	13			19			17			18		
Special Program NDSP	6			16			9			6		
Visual and Critical Studies							4			2		
<i>PROGRAM LOCATION TOTAL</i>	852	0	0	874	0	0	850	0	0	776	0	0
<i>DEPARTMENT TOTAL</i>	852			874			850			776		

FINE ARTS/FOUNDATION												
Art Education BFA	68			48			42			33		
Drawing BFA	35			39			41			35		
Drawing With Printmaking Focus BFA	10			3			1			0		
Fashion Studies BFA	39			51			50			40		
Fine Arts Drawing MFA	4			4			8			7		
Fine Arts Painting BFA	26			0			0			0		
Fine Arts Painting MFA	23			24			14			12		
Fine Arts Photography BFA	82			0			0			0		
Fine Arts Photography MFA	5			2			1			4		
Fine Arts Printmaking BFA	5			0			0			0		
Fine Arts Printmaking MFA	6			7			6			5		
Fine Arts Sculpture BFA	18			0			0			0		
Fine Arts Undecided BFA	13			11			0			0		
Painting BFA				26			23			19		
Photography BFA				67			57			49		
Printmaking BFA				15			11			11		
Sculpture/Functional Art BFA				24			17			15		
<i>PROGRAM LOCATION TOTAL</i>	334	0	0	321	0	0	271	0	0	230	0	0
<i>DEPARTMENT TOTAL</i>	334			321			271			230		

LIBERAL ARTS & SCIENCES												
Art History BS	18			18			17			1		
Art History Academic Option										8		
Art History Studio Option										6		
Master of Art Education				1			1			2		
<i>PROGRAM LOCATION TOTAL</i>	18	0	0	19	0	0	18	0	0	17	0	0
<i>DEPARTMENT TOTAL</i>	18			19			18			17		

FALL ENROLLMENT BY PROGRAM

KENDALL	2013/14			2014/15			2015/16			2016/17		
	KEN	OFF	OL	KEN	OFF	OL	KEN	OFF	OL	KEN	OFF	OL
KENDALL												
Fast Track	255			224			182			183		
Non-Degree Special Program												
Undecided BFA							7			8		
<i>PROGRAM LOCATION TOTAL</i>	255	0	0	224	0	0	189	0	0	191	0	0
<i>DEPARTMENT TOTAL</i>	255			224			189			191		
<i>COLLEGE LOCATION TOTAL</i>	1,459	0	0	1,438	0	0	1,328	0	0	1,214	0	0
<i>COLLEGE TOTAL</i>	1,459			1,438			1,328			1,214		

Source: Office of Institutional Research & Testing

ENROLLMENT

FALL ENROLLMENT BY PROGRAM

OPTOMETRY	2013/14			2014/15			2015/16			2016/17		
	ON	OFF	OL	ON	OFF	OL	ON	OFF	OL	ON	OFF	OL
OPTOMETRY												
Optometry OD	150			145			146			148		
<i>PROGRAM LOCATION TOTAL</i>	150	0	0	145	0	0	146	0	0	148	0	0
<i>DEPARTMENT TOTAL</i>	150			145			146			148		
<i>COLLEGE LOCATION TOTAL</i>												
	150	0	0	145	0	0	146	0	0	148	0	0
<i>COLLEGE TOTAL</i>	150			145			146			148		

FALL ENROLLMENT BY PROGRAM

PHARMACY	2013/14			2014/15			2015/16			2016/17		
	ON	OFF	OL	ON	OFF	OL	ON	OFF	OL	ON	OFF	OL
PHARMACY												
Pharmacy PD	588			574			598			581		
<i>PROGRAM LOCATION TOTAL</i>	588	0	0	574	0	0	598	0	0	581	0	0
<i>DEPARTMENT TOTAL</i>	588			574			598			581		
<i>COLLEGE LOCATION TOTAL</i>												
	588	0	0	574	0	0	598	0	0	581	0	0
<i>COLLEGE TOTAL</i>	588			574			598			581		

FALL ENROLLMENT BY PROGRAM

PROFESSIONAL & TECHNOLOGICAL STUDIES	2013/14			2014/15			2015/16			2016/17		
	ON	OFF	OL	ON	OFF	OL	ON	OFF	OL	ON	OFF	OL
COLLEGE OF PROFESSIONAL & TECHNOLOGICAL STUDIES												
Digital Animation & Game Design BAS*												
Community College Leadership EDD	59			67			70			70	28	
Digital Media Software Engineering BAS*												
Fast Track												
Industrial Technology & Mgmt BAS**												
Undeclared												
<i>PROGRAM LOCATION TOTAL</i>	59	0	0	67	0	0	70	0	0	70	28	0
<i>DEPARTMENT TOTAL</i>	59			67			70			98		
<i>COLLEGE LOCATION TOTAL</i>												
	59	0	0	67	0	0	70	0	0	70	28	0
<i>COLLEGE TOTAL</i>	59			67			70			98		

* Moved to College of Education and Human Services, TDMP Fall 2013.

** Moved to College of Engineering Technology, MFGE Fall 2013.

Source: Office of Institutional Research & Testing

FALL ENROLLMENT BY PROGRAM

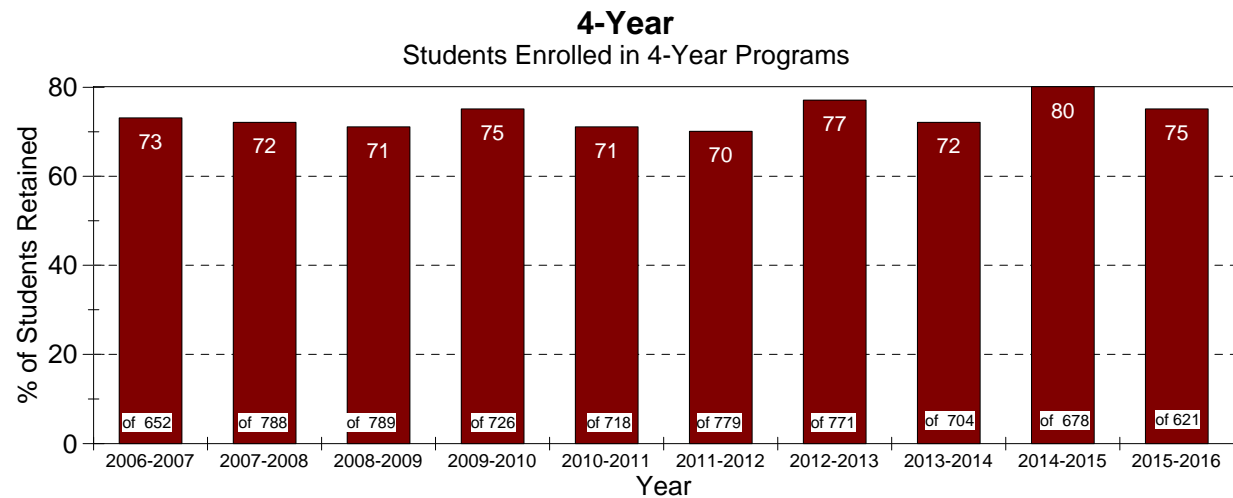
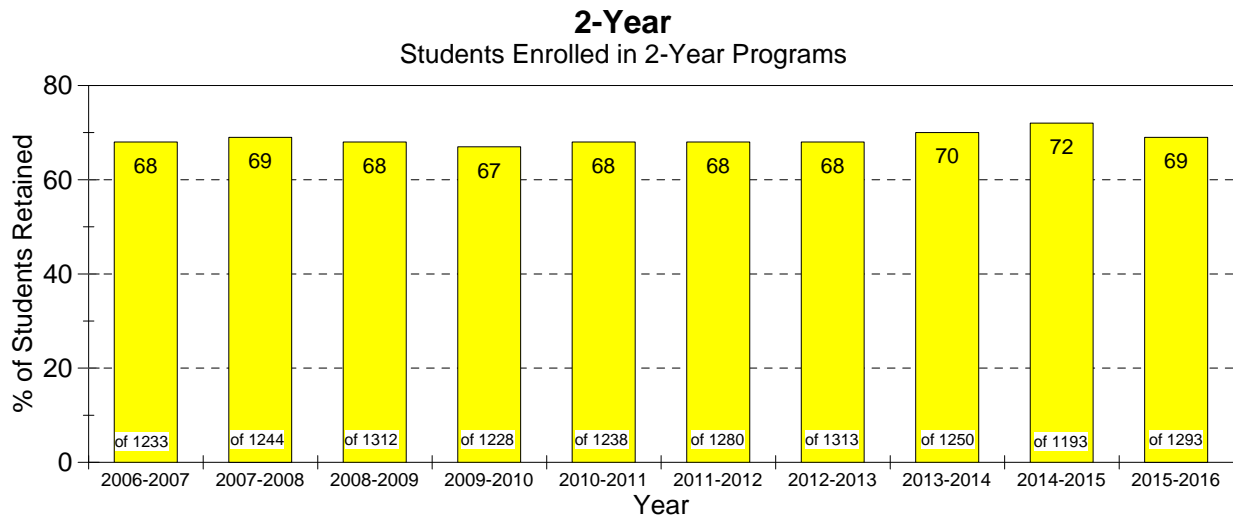
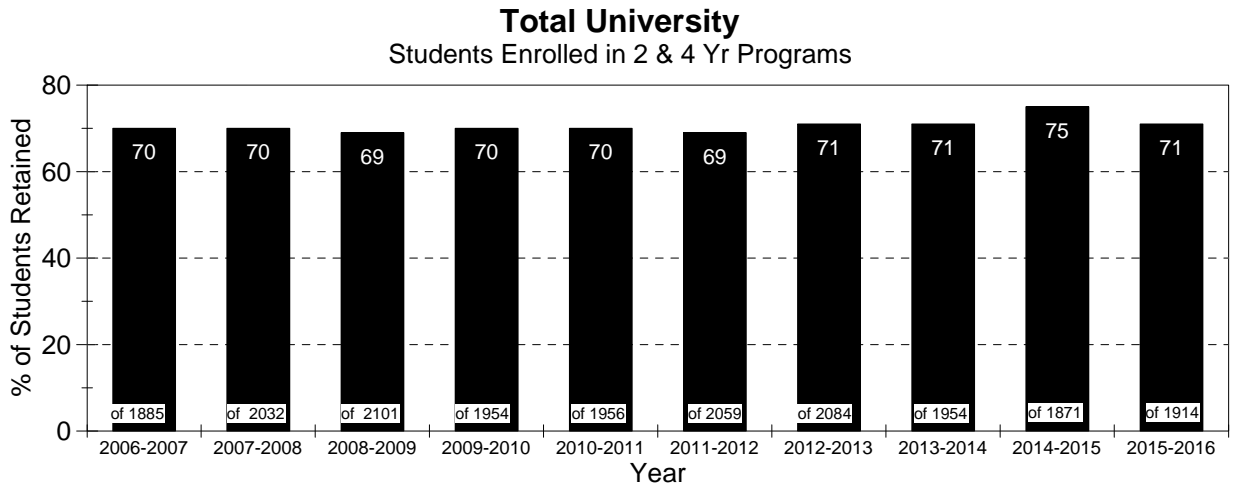
UNIVERSITY COLLEGE	2013/14			2014/15			2015/16			2016/17		
	ON	OFF	OL	ON	OFF	OL	ON	OFF	OL	ON	OFF	OL
DEVELOPMENTAL PROGRAM & CURRICULUM												
Career Exploration AA	105			93			104			102		
Directed Studies AA	39			48			31			47		
General Studies AA	392			373			434			394		
Intensive English Language Program	83			52			50			21		
<i>PROGRAM LOCATION TOTAL</i>	619	0	0	566	0	0	619	0	0	564	0	0
<i>DEPARTMENT TOTAL</i>	619			566			619			564		
UNIVERSITY COLLEGE												
Fast Track NDUG*	416	3		357	17		430	46		590	0	
Non-Degree Undergraduate	33			43			39			48		
<i>PROGRAM LOCATION TOTAL</i>	449	3	0	400	17	0	469	46	0	638	0	0
<i>DEPARTMENT TOTAL</i>	452			417			515			638		
<i>COLLEGE LOCATION TOTAL</i>	1,068	3	0	966	17	0	1,088	46	0	1,202	0	0
<i>COLLEGE TOTAL</i>	1,071			983			1,134			1,202		

*Moved from College of Arts and Sciences in Fall 2013.

Note: The College of Allied Health is now reported under the College of Health Professions as of Fall 2013.

Source: Office of Institutional Research & Testing

FALL TO FALL FIRST-YEAR RETENTION RATES (Full-Time FTIACS)



Source: Office of Institutional Research and Testing

GRADUATION RATES
Percent of Full-Time FTIAC (First Time in Any College) Students
Graduating Within 2 to 6 Years

All Two and Four Year Degree Programs

Entering Term	# of FTIAC's	2 Yr Grad Rate %	3 Yr Grad Rate %	4 Yr Grad Rate %	5 Yr Grad Rate %	6 Yr Grad Rate %
2005	2188	6	14	28	42	48
2006	1895	7	15	32	46	52
2007	2032	7	15	29	43	50
2008	2101	6	13	29	42	49
2009	1954	6	11	26	41	47
2010	1956	6	12	29	42	49
2011	2059	7	12	29	42	
2012	2084	5	13	22		
2013	1954	4	13			
2014	1871	5				

Two Year Degree Programs

Entering Term	# of FTIAC's	2 Yr Grad Rate %	3 Yr Grad Rate %	4 Yr Grad Rate %	5 Yr Grad Rate %	6 Yr Grad Rate %
2005	1437	9	19	32	43	49
2006	1239	9	19	33	43	50
2007	1244	10	20	30	40	47
2008	1312	9	18	30	40	48
2009	1228	8	15	27	39	45
2010	1238	9	17	32	43	50
2011	1280	11	17	32	41	
2012	1313	7	17	31		
2013	1250	6	16			
2014	1193	8				

Four Year Degree Programs

Entering Term	# of FTIAC's	2 Yr Grad Rate %	3 Yr Grad Rate %	4 Yr Grad Rate %	5 Yr Grad Rate %	6 Yr Grad Rate %
2005	751	2	6	22	41	47
2006	656	2	7	30	52	56
2007	788	1	6	27	47	54
2008	789	1	5	26	44	51
2009	726	1	4	24	46	51
2010	718	1	3	24	42	47
2011	779	1	4	26	45	
2012	771	1	6	33		
2013	704	1	7			
2014	678	1				

Source: Office of Institutional Research & Testing

**PERCENT OF FULL-TIME FTIAC FALL TO FALL RETENTION
FALL 2006 - 07 to FALL 2015 - 16**

	Fall 06-07	Fall 07-08	Fall 08-09	Fall 09-10	Fall 10-11	Fall 11-12	Fall 12-13	Fall 13-14	Fall 14-15	Fall 15-16
FULL-TIME BACHELOR STUDENTS	73%	72%	71%	75%	71%	70%	77%	72%	80%	75%
FULL-TIME ASSOCIATE STUDENTS	68%	69%	68%	67%	68%	68%	68%	70%	72%	69%
TOTAL STUDENTS	70%	70%	69%	70%	70%	69%	71%	71%	75%	71%

**FALL TO SPRING/FALL TO FALL RETENTION
FALL 2011 - 2016 COHORTS**

All Degree Seeking FTIACS by College

College	Fall 2011 FTIACS			Fall 2012 FTIACS			Fall 2013 FTIACS			Fall 2014 FTIACS			Fall 2015 FTIACS		
	FTIACS	% Ret	% Ret	FTIACS	% Ret	% Ret	FTIACS	% Ret	% Ret	FTIACS	% Ret	% Ret	FTIACS	% Ret	% Ret
ARTS & SCIENCES	534	91%	70%	442	94%	76%	408	94%	78%	384	94%	80%	389	94%	79%
BUSINESS	328	88%	68%	363	89%	67%	356	88%	68%	323	89%	69%	313	87%	70%
ED. & HUMAN SVCS	205	87%	67%	226	88%	63%	244	88%	70%	271	89%	69%	269	90%	69%
ENG. TECHNOLOGY	297	91%	77%	278	91%	81%	293	91%	77%	291	90%	78%	300	87%	75%
HEALTH PROFESSIONS	273	89%	69%	279	85%	70%	217	91%	69%	191	91%	80%	182	95%	73%
KENDALL COLLEGE	156	92%	76%	189	93%	86%	192	86%	72%	159	91%	81%	131	87%	73%
PROFESSIONAL & TECH.	21	86%	57%	29	72%	62%	N/A	N/A	N/A	N/A	N/A	N/A	N/A	N/A	N/A
UNIVERSITY COLLEGE	297	76%	52%	329	75%	56%	295	80%	57%	307	79%	66%	373	75%	58%
FSU Total	2,111	88%	68%	2,135	88%	71%	2,005	87%	70%	1,926	89%	74%	1,957	87%	71%

Source: Office of Institutional Research & Testing

AVERAGE HIGH SCHOOL GPA & ACT SCORES

FTIAC Students (First Time In Any College) 2009 to 2016

	<u>2009</u>	<u>2010</u>	<u>2011</u>	<u>2012</u>	<u>2013</u>	<u>2014</u>	<u>2015</u>	<u>2016</u>
<u>High School G.P.A.</u>	3.21	3.19	3.20	3.22	3.23	3.23	3.24	3.26
ACT								
Composite:	21.1	21.4	21.9	21.7	21.8	21.8	21.7	21.9
English:	20.5	20.6	21.3	21.2	21.2	21.3	21.1	21.6
Math:	20.9	21.3	21.7	21.5	21.6	21.5	21.3	21.3
Reading:	21.6	21.8	22.3	22.1	22.2	22.1	22.2	22.4
Science Reasoning:	21.8	22.1	22.5	22.4	22.5	22.5	22.3	22.5

Average # of Credits Taken by Full-Time (12+ credits) Students By Class Level Summer 2013 thru Fall 2016

	Summer	Fall	Spring	Summer	Fall	Spring	Summer	Fall	Spring	Summer	Fall
	<u>2013</u>	<u>2013</u>	<u>2014</u>	<u>2014</u>	<u>2014</u>	<u>2015</u>	<u>2015</u>	<u>2015</u>	<u>2016</u>	<u>2016</u>	<u>2016</u>
Freshman	12.16	13.89	13.88	12.47	13.83	13.91	12.56	13.68	13.78	12.26	13.72
Sophomore	12.88	13.95	13.85	12.72	13.96	13.92	13.05	13.91	13.86	12.64	13.83
Junior	13.27	13.79	13.76	13.74	13.91	13.79	13.65	13.85	13.82	13.26	13.90
Senior	13.66	13.98	14.03	13.87	14.08	14.06	14.04	13.92	13.98	13.69	14.02
Graduate	12.00	12.00	12.11	12.00	13.32	13.79	13.26	13.09	12.90	12.00	13.45
1st Professional	14.03	16.20	16.79	14.09	16.31	16.69	13.97	16.30	16.70	13.93	16.07
Total Avg	13.58	14.06	14.11	13.81	14.11	14.14	13.85	14.01	14.09	13.56	14.03
Undergrad Avg	13.49	13.91	13.89	13.76	13.95	13.93	13.84	13.84	13.87	13.48	13.87

Source: Office of Institutional Research & Testing

ENROLLMENT

STUDENT CREDIT HOURS BY COLLEGE

College	Fall 2012	Fall 2013	Fall 2014	Fall 2015	Fall 2016
Arts & Sciences	62,640	61,280	59,866	59,880	58,025
On-Campus	57,553	56,161	54,550	53,951	52,043
Off-Campus	1,093	1,664	1,732	1,627	1,560
Internet	3,994	3,455	3,584	4,302	4,422
Business	25,098	25,563.5	26,101.0	26,579.0	25,579
On-Campus	20,069	20,244.5	20,374.0	20,210.0	19,132
Off-Campus	2,097	2,298	2,157	2,190	1,959
Internet	2,932	3,021	3,570	4,179	4,488
Education & Human Services	14,561	15,284	15,074	15,128	13,921
On-Campus	8,133	7,192	6,968	7,140	7,132
Off-Campus	6,143	7,800	7,741	7,641	6,499
Internet	285	292	365	347	290
Engineering Technology	16,607	17,054	17,826	18,709	18,522
On-Campus	15,569	15,651	16,473	17,055	17,086
Off-Campus	730	1,017	864	1,109	876
Internet	308	386	489	545	560
Health Professions	16,055	16,038	16,309	15,646	15,243
On-Campus	9,511	9,473	9,250	8,881	8,665
Off-Campus	1,052	1,094	1,163	879	845
Internet	5,492	5,471	5,896	5,886	5,733
Kendall College Of Art & Design	14,920	15,121	15,169	14,069	12,833
Kendall	14,920	15,121	15,169	14,069	12,833
Michigan College Of Optometry	2,638	2,657	2,420	2,456	2,332
On-Campus	2,605	2,619	2,383	2,422	2,297
Off-Campus	0	0	0	0	0
Internet	33	38	37	34	35
Pharmacy	8,708	8,975	8,905	9,346	9,012
On-Campus	8,708	8,975	8,905	9,346	9,012
Internet	0	0	0	0	0
Professional & Technological Studies	3,358	1,240	943	955	865
On-Campus	1,108	827	483	478	194
Off-Campus	2,250	413	460	477	671
University College	3,872	3,971	3,841	3,919	3,721
On-Campus	3,697	3,533	3,541	3,439	3,223
Off-Campus	0	0	0	15	220
Internet	175	438	300	465	278
University Total	167,174	167,183.5	166,453.0	166,686.0	159,581
On-Campus	125,845	124,675.5	122,926.0	122,921.0	118,590
Off-Campus	13,365	14,286	14,117	13,938	12,630
Internet	13,044	13,101	14,241	15,758	15,528
Kendall	14,920	15,121	15,169	14,069	12,833

Note: SCH based on course section

Source: Office of Institutional Research & Testing

TRANSFER IN STUDENTS
STUDENTS WHO TRANSFERRED TO FERRIS STATE UNIVERSITY
FROM MICHIGAN COMMUNITY COLLEGES & PUBLIC UNIVERSITIES
Summer 2015, Fall 2015, Spring 2016

COMMUNITY COLLEGES**UNIVERSITIES**

Alpena Community College	12	Central Michigan University	68
Bay Mill Community College	2	Eastern Michigan University	11
Bay De Noc Community College	21	Grand Valley State University	83
Delta College	148	Lake Superior State University	15
Glen Oaks Community College	7	Michigan State University	52
Gogebic Community College	1	Michigan Technological University	8
Grand Rapids Community College	364	Northern Michigan University	24
Henry Ford Community College	11	Oakland University	23
Jackson Community College	24	Saginaw Valley State University	32
Kalamazoo Valley Community College	27	University of Michigan - Ann Arbor	21
Kellogg Community College	23	University of Michigan - Dearborn	6
Kirtland Community College	21	University of Michigan - Flint	12
Lake Michigan College	26	Wayne State University	23
Lansing Community College	173	Western Michigan University	36
Macomb Community College	101		
Mid-Michigan Community College	46		
Monroe County Community College	3		
Montcalm Community College	38		
Mott Community College	81		
Muskegon Community College	76		
North Central Michigan College	26		
Northwestern Michigan College	135		
Oakland Community College	43		
Schoolcraft College	38		
Southwestern Michigan College	69		
St. Clair County Community College	54		
Washtenaw Community College	27		
Wayne County Community College	35		
West Shore Community College	36		

TRANSFERS FROM COMMUNITY COLLEGES**1668****TRANSFERS FROM UNIVERSITIES****414****TOTAL TRANSFERS FROM MI COMMUNITY COLLEGES & PUBLIC UNIVERSITIES TO FERRIS****2082****TOTAL TRANSFERS FROM OTHER THAN MI COMMUNITY COLLEGES & PUBLIC UNIVERSITIES TO FERRIS****675****TOTAL TRANSFERS TO FERRIS****2757**

Source: National Student Clearinghouse

ENROLLMENT

**TRANSFER OUT STUDENTS
STUDENTS WHO TRANSFERRED FROM FERRIS STATE UNIVERSITY
TO OTHER COLLEGES & UNIVERSITIES PARTICIPATING IN THE NSC DATA SYSTEM
Summer 2015, Fall 2015, Spring 2016**

COMMUNITY COLLEGES

UNIVERSITIES

Aquinas College	7	Arizona State University	4
Bay De Noc Community College	4	Baker College - Flint	52
Calvin College	5	Bowling Green State University	3
Delta College	34	Capella University	3
Grand Rapids Community College	211	Central Michigan University	71
Henry Ford Community College	12	Chamberlain College of Nursing	8
Hope College	11	College for Creative Studies	8
Jackson College	20	Cornerstone University Undergr	8
Joliet Junior College	3	Davenport University	30
Kalamazoo Valley Community College	26	Eastern Michigan University	17
Kellogg Community College	11	Grand Valley State University	92
Kirtland Community College	6	Indian Wesleyan University	3
Lake Michigan College	8	Lake Superior State University	6
Lansing Community College	73	Loyola University Chicago	3
Macomb Community College	49	Madonna University	6
Marygrove College- Graduate	3	Michigan State University	55
Mid Michigan Community College	24	Michigan Technological University	3
Montcalm Community College	15	Northern Michigan University	15
Mott Community College	25	Northwood University	3
Muskegon Community College	47	Oakland University	16
North Central Michigan College	12	Saginaw Valley State University	10
Northwestern Michigan College	46	Spring Arbor University	4
Oakland Community College	31	University of Detroit Mercy	6
Olivet College	7	University of Michigan	16
Schoolcraft College	17	University of Michigan, Dearborn	4
Southwestern Michigan College	17	University of Michigan, Flint	6
St. Clair County Community College	23	University of Toledo	4
Washtenaw Community College	19	Wayne State University	19
Wayne County Community College	44	Western Michigan University	56
West Shore Community College	16		

TOTAL TRANSFERS TO INSTITUTIONS (THREE OR MORE TRANSFERS ENROLLED) - LISTED ABOVE 1357

TOTAL TRANSFERS TO INSTITUTIONS (LESS THAN THREE TRANSFERS ENROLLED) - NOT LISTED ABOVE 136

TOTAL TRANSFERS FROM FERRIS STATE 1493

Source: National Student Clearinghouse

ENROLLMENT SUMMARY OF STUDENTS BY AGE FALL 2016

Full-Time Students

Age	<u>Undergraduate</u>		<u>Graduate</u>		<u>First Professional</u>		<u>Doctorate</u>	
	Men	Women	Men	Women	Men	Women	Men	Women
Under 18	68	135	0	0	0	0	0	0
18-19	1,390	1,637	0	0	0	0	0	0
20-21	1,517	1,496	1	1	34	62	0	0
22-24	993	757	13	36	183	226	0	0
25-29	322	179	16	21	85	90	0	2
30-34	78	52	6	20	15	6	4	6
35-39	34	30	0	7	4	4	3	11
40-49	36	40	5	11	1	2	11	24
50-64	7	14	0	4	2	2	6	24
65 & Over	0	0	0	0	0	0	0	3
Unknown	0	0	0	0	0	0	0	0
Total	4,445	4,340	41	100	324	392	24	70

Part-Time Students

Age	<u>Undergraduate</u>		<u>Graduate</u>		<u>First Professional</u>		<u>Doctorate</u>	
	Men	Women	Men	Women	Men	Women	Men	Women
Under 18	189	529	0	0	0	0	0	0
18-19	68	84	0	0	0	0	0	0
20-21	223	202	0	0	0	1	0	0
22-24	422	437	18	20	4	4	0	0
25-29	294	349	33	46	3	0	0	0
30-34	171	239	23	42	0	0	0	0
35-39	113	197	13	43	0	0	1	0
40-49	135	261	22	50	0	1	1	1
50-64	44	119	14	29	0	0	1	0
65 & over	0	3	0	0	0	0	0	0
Unknown	1	1	0	0	0	0	0	0
Total	1,660	2,421	123	230	7	6	3	1

Average Age

	<u>Full-Time</u>	<u>Part-Time</u>
Undergraduate Degree Seeking	21	30
Undergraduate Non-Degree Seeking	23	18
Graduate	30	36
First Professional	24	25
Doctorate	46	44
All Students	22	28

Source: Office of Institutional Research & Testing

DEGREES

DEGREES CONFERRED BY PROGRAM
ACADEMIC YEAR (SUMMER, FALL, SPRING SEMESTERS)

ARTS & SCIENCES	2013-14				2014-15				2015-16				
	CERT	AS	BA	BS	CERT	AS	BA	BS	CERT	AS	BA	BS	MA
BIOLOGY													
Biology			1	92				86			1	96	
Biotechnology				10				6				8	
Ornamental Horticulture Technology		2				1							
Pre-Science		56				57				49			
TOTAL	0	58	1	102	0	58	0	92	0	49	1	104	0
COLLEGE OF ARTS & SCIENCES													
Integrative Studies				58				57				62	
TOTAL	0	0	0	58	0	0	0	57	0	0	0	62	0
HUMANITIES													
Applied Speech Communication		3		7		3		8		3		17	
Communication			2				1				1		
History			5				7				7		
Sports Communication	3												
TOTAL	3	3	7	7	0	3	8	8	0	3	8	17	0
LANGUAGES & LITERATURE													
Creative Writing					1								
English			7				4				4		
Journalism	1				1				1				
Journalism and Technical Communication				2								4	
Liberal Arts		10				16				16			
Technical & Professional Communication				5				4				4	
Technical Writing					1								
TOTAL	1	10	7	7	3	16	4	4	1	16	4	8	0
MATHEMATICS													
Actuarial Science												4	
Applied Mathematics				14				16				13	
Computer Science					4				1				
TOTAL	0	0	0	14	4	0	0	16	1	0	0	17	0
PHYSICAL SCIENCES													
Biochemistry			3				3						
Chemistry			12				5				8		
Industrial Chemistry Technology		11				4				6			
TOTAL	0	11	15	0	0	4	8	0	0	6	8	0	0
SOCIAL SCIENCES													
Political Science				3			7					3	
Psychology				28			40					28	
Social Work				56			47					69	19
Sociology			1			2					3		
TOTAL	0	0	1	87	0	0	2	94	0	0	3	100	19
COLLEGE TOTAL	4	82	31	275	7	81	22	271	2	74	24	308	19

Source: Office of Institutional Research and Testing

DEGREES CONFERRED BY PROGRAM
ACADEMIC YEAR (SUMMER, FALL, SPRING SEMESTERS)

BUSINESS	2013-14				2014-15				2015-16			
	CERT	AS	BS	MS	CERT	AS	BS	MS	CERT	AS	BS	MS
ACCOUNTING, FINANCE, INFO SYSTEMS												
Accountancy		5	5			3	21			8	48	
Accountancy/Computer Information Systems			2								2	
Accountancy/Finance			3				7				3	
Accountancy/Prof Directed			4				5				1	
Accountancy/Public Accounting			41				19				1	
Advanced Studies in Business Intel. & Info.	2				1				3			
Advanced Studies in Information Security												
Advanced Studies in Business Intelligence	3				4				17			
Advanced Studies Info Sec/Net Mgmt	1											
Advanced Studies in Systems Integration												
Advanced Studies in Project Management	14				15				37			
Computer Information Systems			24			2	30			2	31	
Computer Information Technology			10				19				6	
Finance			11				8				10	
Homeland Security - Dig. Security & Forensics	3				1				3			
Information Security Intelligence			29	13			22	19			33	64
Masters of Information Systems Management				1								
Project Management	2				1				3			
TOTAL	25	5	129	14	22	5	131	19	63	10	135	64

MANAGEMENT												
Advanced Studies in Design & Innovation	6				20				11			
Advanced Studies in Global Logistics	1				1							
Advanced Studies in Incident Response	9				11				19			
Advanced Studies in Mgmt Tools & Techniques	19				9				16			
Advanced Studies Outsourcing Management												
BUAD w/Professional Tracks			47				35				49	
Business Administration			127				136				118	
Business Administration - Aviation			1				2				4	
Business Admin Legal Studies											9	
Business Administration - Maritime			33				23				7	
Event Managemnet									1			
Fleet Management	2				5				1			
General Business		13				14				13		
Human Resource Management	10		9		17		8		17		7	
Insurance & Risk Management					1		1				3	
International Business	3				4				1			
Leadership and Supervision	11				19				35			
Lean Systems					2				2			
Legal Studies		11				10				13		
Management			1									
Manufacturing Operations	1								2			
Masters of Business Administration				34				24				30
MBA- Pharm D				1								
Operations and Supply Management			4				8				7	
Real Estate					3				4			
Small Business Management	3				3				5			
Supervision	2								2			
TOTAL	67	24	222	35	95	24	213	24	116	26	204	30

DEGREES CONFERRED BY PROGRAM
ACADEMIC YEAR (SUMMER, FALL, SPRING SEMESTERS)

BUSINESS	2013-14				2014-15				2015-16			
	CERT	AS	BS	MS	CERT	AS	BS	MS	CERT	AS	BS	MS
MARKETING												
Advertising							1					
Advertising/Integrated Marketing Communication	1		18				12				15	
Business Data Analytics											3	
Business to Business Marketing	2				2				4			
Data Mining	1				5							
Digital Marketing									2			
Direct Marketing	1				1				5			
E-Commerce Marketing	2				2				3			
Graphic Communication		2				9				4		
Graphic Design		13	14			31	10			23	12	
Graphic Media Management			7				13				7	
Leadership & Supervision					1							
Marketing	3		32		1	4	37			12	58	
Marketing/Sales					3				1			
Public Relations	2		9		1		8		1		12	
Retailing					1				2			
TOTAL	12	15	80	0	17	44	81	0	18	39	107	0

SPORT, ENTERTAINMENT, & HOSPITALITY												
Club Management	2				1				1			
Culinary Management	4				8				4			
Dietary and Food Service Management		1				4			1	2		
Hotel Management	1		9		1		11				15	
Hotel, Restaurant, & Food Industry Management											11	
Marketing/Professional Golf Management												
Marketing/Professional Tennis Management			3				1					
Music Industry Management			55				40				31	
PGA Golf Management			36				28				34	
Professional Tennis Management			7				17				6	
Resort Management			15				16				12	
Restaurant & Food Industry Management	3	16			4	9			2	17		
Ski Resort Management												
Special Event & Meeting Planning	1				3				2			
Sport/Spa/Entertainment Operations	1											
TOTAL	12	17	125	0	17	13	113	0	10	19	109	0

COLLEGE TOTAL	116	61	556	49	151	86	538	43	207	94	555	94
----------------------	------------	-----------	------------	-----------	------------	-----------	------------	-----------	------------	-----------	------------	-----------

Source: Office of Institutional Research and Testing

DEGREES

DEGREES CONFERRED BY PROGRAM
ACADEMIC YEAR (SUMMER, FALL, SPRING SEMESTERS)

EDUCATION & HUMAN SERVICES	2013-14				2014-15				2015-16			
	CERT	AS	BS	MS	CERT	AS	BS	MS	CERT	AS	BS	MS
CRIMINAL JUSTICE												
Criminal Justice			356				358				380	
Criminal Justice Administration				25				19				17
Pre-Criminal Justice		52				71				70		
TOTAL	0	52	356	25	0	71	358	19	0	70	380	17
RECREATION, LEISURE SVCS, & WELLNESS												
Recreation Leadership & Management			15				4				3	
TOTAL	0	0	15	0	0	0	4	0	0	0	3	0
SCHOOL OF EDUCATION												
Art Education	1											
Biology Education			1				4				2	
Career & Technical Education				18				13				9
Chemistry Education			2								1	
Curriculum & Instruction				31				27				26
Early Childhood Education		5	24			14	27			13	26	
Educational Leadership				5				6				1
Elementary Education			61				38				50	
English Education			2				4				4	
History Education			7				4				2	
Mathematics Education			6				3				4	
Political Science Education												
Pre-Teaching Elementary						3				1		
Pre-Teaching Secondary		1				1				4		
Pro-Mo-TEd Technical Education			1				6				3	
Social Studies & Elementary Education			1								3	
Social Studies Education			7				14				9	
Technical Education			2				1				1	
Total Quality Management in Education	2				1							
TOTAL	3	6	114	54	1	18	101	46	0	18	105	36
TELEVISION AND DIGITAL MEDIA PRODUCTION												
Digital Animation/Game Design			21				20				18	
Digital Media Software Engineering			4				4				1	
Pre-Digital Media										1		
Television & Digital Media Production			27				21				17	
TOTAL	0	0	52	0	0	0	45	0	0	1	36	0
COLLEGE TOTAL	3	58	537	79	1	89	508	65	0	89	524	53

Source: Office of Institutional Research and Testing

DEGREES CONFERRED BY PROGRAM
ACADEMIC YEAR (SUMMER, FALL, SPRING SEMESTERS)

ENGINEERING TECHNOLOGY	2013-14				2014-15				2015-16			
	CERT	AS	BS	MS	CERT	AS	BS	MS	CERT	AS	BS	MS
ARCHITECTURAL TECH & FACILITIES MGMT												
Architectural Technology		24				17				19		
Architecture & Sustainability			12				14				17	
Facility Management	4		12		7		16		7		13	
TOTAL	4	24	24	0	7	17	30	0	7	19	30	0

AUTOMOTIVE												
Automotive & Heavy Equipment Management			1								1	
Automotive Engineering Technology			30			43				44		
Automotive Management			16			19				15		
Automotive Management (2+2)			1			1				1		
Automotive Service Technology		14				13				14		
Performance Machining	16				12				3			
Performance Motorsports	40				42				43			
TOTAL	56	14	48	0	54	13	63	0	46	14	61	0

CONSTRUCTION TECHNOLOGY & MGMT												
Advanced Construction Management					1							
Building Construction Technology		27				33				29		
Civil Engineering Technology		14				12				8		
Construction Administration					1							
Construction Mgt/Commercial-Industrial			1				2				3	
Construction Management			42				36				44	
TOTAL	0	41	43	0	2	45	38	0	0	37	47	0

ELECTRONICS/CNS												
Computer Networking					1							
Computer Networks & Systems			9				6				8	
Electrical/Electronics Engineering Technology			7				18				21	
Industrial Electronics Technology		12				7				12		
TOTAL	0	12	16	0	1	7	24	0	0	12	29	0

ENERGY SYSTEMS ENGINEERING												
Energy Systems Engineering			3				3				4	
TOTAL	0	0	3	0	0	0	3	0	0	0	4	0

HEAVY EQUIPMENT												
Electrical Power Generation	1				3				4			
Heavy Equipment Service Engineering Tech			10				23				13	
Heavy Equipment Technology		35				25				29		
TOTAL	1	35	10	0	3	25	23	0	4	29	13	0

HVACR												
HVACR Eng Tech and Energy Mgmt			14				37				28	
HVACR Engineering Technology			25				7				9	
HVACR Technology		20				25				24		
TOTAL	0	20	39	0	0	25	44	0	0	24	37	0

DEGREES

DEGREES CONFERRED BY PROGRAM
ACADEMIC YEAR (SUMMER, FALL, SPRING SEMESTERS)

ENGINEERING TECHNOLOGY	2013-14				2014-15				2015-16			
	CERT	AS	BS	MS	CERT	AS	BS	MS	CERT	AS	BS	MS
MANUFACTURING ENGINEERING TECH												
Basic CNC Prog & Machine Operations	4				28				32			
Industrial Practices	3				5				5			
Industrial Technology and Management			9				7				26	
Manufacturing Engineering Technology			20				23				32	
Manufacturing Technology		7				8				13		
Manufacturing Tooling Technology		3				1						
Product Design	7				10				8			
Quality Engineering Technology			8				4				1	
Quality Technology	68				67				72			
TOTAL	82	10	37	0	110	9	34	0	117	13	59	0
MECHANICAL DESIGN												
CAD Drafting & Tool Design Technology		12				12				9		
Mechanical Engineering Technology		34	21			22	32			45	32	
Product Design Engineering Technology			14				25				16	
TOTAL	0	46	35	0	0	34	57	0	0	54	48	0
PLASTICS & RUBBER												
Plastics Engineering Technology			21				20				31	
Plastics Technology		5										
Plastics/Polymer Engineering Technology		27				33				67		
Rubber Engineering Technology			3				7				3	
Rubber Technology		1										
TOTAL	0	33	24	0	0	33	27	0	0	67	34	0
PRINTING & IMAGING TECHNOLOGY MGMT												
New Media Printing & Publishing			3									
Printing & Digital Graphic Imaging Technology		5								1		
Printing Management			3				1					
TOTAL	0	5	6	0	0	0	1	0	0	1	0	0
SURVEYING												
Geographic Information Systems	7				5				3			
Positioning for Hydrographic Surveying	3								2			
Surveying Engineering	1		11				9				12	
Surveying Technology		4				8				7		
TOTAL	11	4	11	0	5	8	9	0	5	7	12	0
WELDING ENGINEERING TECHNOLOGY												
Welding Engineering Technology			40				52				33	
Welding Technology		46				42				41		
TOTAL	0	46	40	0	0	42	52	0	0	41	33	0
COLLEGE TOTAL	154	290	336	0	182	258	405	0	179	318	407	0

Source: Office of Institutional Research and Testing

DEGREES CONFERRED BY PROGRAM
ACADEMIC YEAR (SUMMER, FALL, SPRING SEMESTERS)

HEALTH PROFESSIONS	2013-14				2014-15				2015-16			
	CERT	AAS	BS	MS	CERT	AAS	BS	MS	CERT	AAS	BS	MS
CLINICAL LAB, RESP CARE & HEALTH ADM.												
Gerontology	11				29				53			
Health Care Systems Administration			114				97				85	
Health Information Management			19				27				17	
Health Information Technology		46				45				42		
Medical Laboratory Science			18				15				20	
Medical Laboratory Technology		5				1				1		
Medical Technology			2									
Molecular Diagnostics			5				16				13	
Phlebotomy												
Respiratory Care		24				32				24		
TOTAL	11	75	158	0	29	78	155	0	53	67	135	0
DENTAL HYGIENE & MEDICAL IMAGING												
Allied Health Science		16	28			5	40			2	55	
Dental Hygiene		38	15			41	13			39	16	
Diagnostic Medical Sonography		20				21				19		
Nuclear Medicine Technology			35				32				37	
Radiography		43				36				39		
TOTAL	0	117	78	0	0	103	85	0	0	99	108	0
SCHOOL OF NURSING												
Master of Science in Nursing				25				18				27
Nursing			131				147				184	
Nursing Education												
Nursing Accelerated Track			23				23				20	
Nursing- B.S.N.			64				58				66	
TOTAL	0	0	218	25	0	0	228	18	0	0	270	27
COLLEGE TOTAL	11	192	454	25	29	181	468	18	53	166	513	27

Source: Office of Institutional Research and Testing

DEGREES

DEGREES CONFERRED BY PROGRAM
ACADEMIC YEAR (SUMMER, FALL, SPRING SEMESTERS)

KENDALL	2013-14				2014-15				2015-16			
	CERT	BS	BFA	MFA	CERT	BS	BFA	MFA	CERT	BS	BFA	MFA
DESIGN STUDIES												
Colaborative Design							1				6	
Digital Media			30				21				28	
Digital Media Digital Illustration												
Digital Media Interactive Design												
Furniture Design			6				2				4	
Graphic Design			52				41				66	
Illustration			44				36				43	
Industrial Design			8				13				24	
Interior Design			23				18				26	
Masters of Arts in Design												15
Medical Illustration			3				4				9	
Metals/Jewelry Design							3				5	
TOTAL	0	0	166	0	0	0	139	0	0	0	211	15

FINE ARTS/FOUNDATION												
Art Education			12				6				5	
Drawing			7				3				7	
Drawing with Printmaking Focus			4								1	
Fashion Studies							2				8	
Fine Arts Drawing				3								2
Fine Arts Painting				3				12				7
Fine Arts Photography				3				2				
Fine Arts Printmaking			1	1				2				3
Painting			5				8				3	
Photography			12				12				11	
Printmaking			1				3				5	
Sculpture/Functional Art			3				9				4	
TOTAL	0	0	45	10	0	0	43	16	0	0	44	12

LIBERAL ARTS/SCIENCE/ART HISTORY												
Art History							2				1	
Art History Academic Option		1									2	
Art History Studio Option		4					2				3	
Master of Art Education				1				2				1
TOTAL	0	5	0	1	0	4	0	2	0	0	6	1

COLLEGE TOTAL	0	5	211	11	0	4	182	18	0	0	261	28
----------------------	----------	----------	------------	-----------	----------	----------	------------	-----------	----------	----------	------------	-----------

Source: Office of Institutional Research and Testing

DEGREES CONFERRED BY PROGRAM
ACADEMIC YEAR (SUMMER, FALL, SPRING SEMESTERS)

MICHIGAN COLLEGE OF OPTOMETRY	2013-14				2014-15				2015-16			
	CERT	AS	BS	OD	CERT	AS	BS	OD	CERT	AS	BS	OD
Optometry				39				37				35
Vision Science			6				6				8	
COLLEGE TOTAL	0	0	6	39	0	0	6	37	0	0	8	35

PHARMACY	2013-14				2014-15				2015-16			
	CERT	AS	BS	Pharm D	CERT	AS	BS	Pharm D	CERT	AS	BS	Pharm D
Pharmacy				139				126				147
COLLEGE TOTAL	0	0	0	139	0	0	0	126	0	0	0	147

PROFESSIONAL & TECHNOLOGICAL STUDIES	2013-14				2014-15				2015-16			
	CERT	AS	BS	EDD	CERT	AS	BS	EDD	CERT	AS	BS	EDD
Community College Leadership				8				24				11
Digital Animation & Game Design			1									
TOTAL	0	0	1	8	0	0	0	24	0	0	0	11
COLLEGE TOTAL	0	0	1	8	0	0	0	24	0	0	0	11

Source: Office of Institutional Research and Testing

DEGREES**DEGREES CONFERRED AT FERRIS STATE UNIVERSITY**

ACADEMIC YEAR (SUMMER, FALL, SPRING SEMESTERS)

	<u>CERTIFICATE</u>	<u>ASSOCIATE</u>	<u>BACHELOR</u>	<u>MASTER</u>	<u>PROFESSIONAL PRACTICE</u>	<u>Doctorate</u>	<u>TOTAL</u>
1996 - 1997	71	786	1,328	43	41		2,269
1997 - 1998	82	823	1,281	97	40		2,323
1998 - 1999	96	839	1,140	83	41		2,199
1999 - 2000	130	821	1,186	81	44		2,262
2000 - 2001	100	722	1,217	116	52		2,207
2001 - 2002	157	764	1,325	152	45		2,443
2002 - 2003	247	808	1,312	168	58		2,593
2003 - 2004	217	830	1,410	148	121		2,726
2004 - 2005	245	843	1,403	158	149		2,798
2005 - 2006	259	905	1,615	134	147		3,060
2006 - 2007	327	873	1,639	169	154		3,162
2007 - 2008	264	861	1,839	137	158		3,259
2008 - 2009	292	794	1,952	197	176		3,411
2009 - 2010	283	787	2,004	156	177		3,407
2010 - 2011	247	718	2,199	165	178		3,507
2011 - 2012	298	819	2,310	149	185		3,761
2012 - 2013	249	790	2,359	127	150	5	3,680
2013 - 2014	288	683	2,412	164	178	8	3,733
2014 - 2015	370	695	2404	144	163	24	3800
2015 - 2016	441	741	2,600	221	182	11	4,196

Source: Office of Institutional Research and Testing

FERRIS STATE UNIVERSITY

APPROVED PROGRAMS

COLLEGE	DEPARTMENT	PROGRAM NAMES	DEGREE
AS	Arts & Sciences Dean's Office	Integrative Studies	BS
AS	Biological Sciences	Biology	BA
AS	Biological Sciences	Biology	BS
AS	Biological Sciences	Biology/Environmental Biology	BS
AS	Biological Sciences	Biology/Forensic Biology	BS
AS	Biological Sciences	Biology/Pre-Dentistry	BS
AS	Biological Sciences	Biology/Pre-Medicine	BS
AS	Biological Sciences	Biology/Pre-Optometry	BS
AS	Biological Sciences	Biology/Pre-Pharmacy	BS
AS	Biological Sciences	Biology/Pre-Physical Therapy	BS
AS	Biological Sciences	Biology/Pre-Veterinary Medicine	BS
AS	Biological Sciences	Biotechnology	BS
AS	Biological Sciences	Pre-Science	AS
AS	Humanities	Applied Speech Communication	AA
AS	Humanities	Applied Speech Communication	BS
AS	Humanities	Applied Speech Communication Public Advocacy Concentration	BS
AS	Humanities	History	BA
AS	Humanities	Sports Communication	BS
AS	Language and Literature	English	BA
AS	Language and Literature	Journalism & Technical Communication	BS
AS	Language and Literature	Liberal Arts	AA
AS	Language and Literature	Spanish for the Professions	BS
AS	Language and Literature	Technical & Professional Communication	BS
AS	Mathematics	Actuarial Science	BS
AS	Mathematics	Applied Mathematics	BS
AS	Mathematics	Applied Mathematics/Computer Science	BS
AS	Mathematics	Pre-Engineering	AS
AS	Physical Sciences	Biochemistry	BA
AS	Physical Sciences	Chemistry	BA
AS	Physical Sciences	Chemistry/Pre-Pharmacy Concentration	BA
AS	Physical Sciences	Industrial Chemistry Fermentation Science Concentration	BS
AS	Physical Sciences	Industrial Chemistry Manufacturing Concentration	BS
AS	Physical Sciences	Industrial Chemistry Technology	AAS
AS	Physical Sciences	Pre-Mortuary Science	AS
AS	Physical Sciences	Pre-Pharmacy	AS
AS	Social Sciences	Political Sciences	BS
AS	Social Sciences	Pre-Law	AA
AS	Social Sciences	Psychology	BS
AS	Social Sciences	Social Work	MSW
AS	Social Sciences	Social Work	BSW
AS	Social Sciences	Sociology	BA
BU	Accountancy, Finance, & Information Systems	Accountancy	AAS
BU	Accountancy, Finance, & Information Systems	Accountancy	BS
BU	Accountancy, Finance, & Information Systems	Accountancy/Computer Information Systems	BS
BU	Accountancy, Finance, & Information Systems	Accountancy/Finance	BS
BU	Accountancy, Finance, & Information Systems	Accountancy/Public Accounting Concentration	BS
BU	Accountancy, Finance, & Information Systems	Accountancy/Public Professional Directed Conc.	BS
BU	Accountancy, Finance, & Information Systems	Computer Information Systems	AAS
BU	Accountancy, Finance, & Information Systems	Computer Information Systems	BS
BU	Accountancy, Finance, & Information Systems	Computer Information Technology	BS

FERRIS STATE UNIVERSITY

APPROVED PROGRAMS

COLLEGE	DEPARTMENT	PROGRAM NAMES	DEGREE
BU	Accountancy, Finance, & Information Systems	Finance	BS
BU	Accountancy, Finance, & Information Systems	Information Security & Intelligence	BS
BU	Accountancy, Finance, & Information Systems	Information Security & Intelligence	MS
BU	Management	Business Administration	BS
BU	Management	Business Administration	MBA
BU	Management	Business Administration w/ Legal Studies	BS
BU	Management	Business Administration w/ Professional Tracks	BS
BU	Management	Business Administration w/Business Intelligence Cert	MBA
BU	Management	Business Administration w/Design and Innovation Mgmt Cet	MBA
BU	Management	Business Administration w/Incident Response Cert	MBA
BU	Management	Business Administration w/Management Tools and Concepts Cert	MBA
BU	Management	Business Administration w/Nursing Concentration	MBA
BU	Management	Business Administration w/Project Management Cert	MBA
BU	Management	General Business	AAS
BU	Management	Human Resource Management	BS
BU	Management	Legal Studies	AAS
BU	Management	Operations and Supply Management	BS
BU	Management	Risk Management and Insurance	BS
BU	Marketing	Advertising/Integrated Marketing Communication	BS
BU	Marketing	Business Data Analytics	BS
BU	Marketing	Graphic Communications	AAS
BU	Marketing	Graphic Design	AAS
BU	Marketing	Graphic Design	BS
BU	Marketing	Graphic Media Management	BS
BU	Marketing	Health Care Marketing	BS
BU	Marketing	Marketing	AAS
BU	Marketing	Marketing	BS
BU	Marketing	Public Relations	BS
BU	Marketing	Public Relations/Employee Relations Concentration	BS
BU	Marketing	Public Relations/Investor Relations Concentration	BS
BU	Marketing	Public Relations/Marketing Promotion Concentration	BS
BU	Marketing	Public Relations/Media Relations Concentration	BS
BU	Sport Entertainment and Hospitality Mgmt	Dietary and Food Service Management	AAS
BU	Sport Entertainment and Hospitality Mgmt	Music Industry Management	BS
BU	Sport Entertainment and Hospitality Mgmt	PGA Golf Management	BS
BU	Sport Entertainment and Hospitality Mgmt	Professional Tennis Management	BS
BU	Sport Entertainment and Hospitality Mgmt	Restaurant & Food Industry Management	AAS
CP	Professional & Technological Studies	Community College Leadership	EDD
ED	Criminal Justice	Criminal Justice Administration	MS
ED	Criminal Justice	Criminal Justice/Corrections Option	BS
ED	Criminal Justice	Criminal Justice/Generalist Option	BS
ED	Criminal Justice	Criminal Justice/Law Enforcement Option	BS
ED	Criminal Justice	Pre-Criminal Justice	AA
ED	Leisure Studies and Wellness	Recreation Leadership & Management	BS
ED	School of Digital Media	Digital Animation and Game Design	BAS
ED	School of Digital Media	Digital Media Software Engineering	BS
ED	School of Digital Media	Pre-Digital Media	AS
ED	School of Digital Media	Television and Digital Media Production	BS
ED	School of Education	Biology Education	BS
ED	School of Education	Business Mgmt Marketing & Tech Teaching Major	BS

FERRIS STATE UNIVERSITY

APPROVED PROGRAMS

COLLEGE	DEPARTMENT	PROGRAM NAMES	DEGREE
ED	School of Education	Career & Technical Education	MS
ED	School of Education	Career & Technical Education/Administrative Concentration	MS
ED	School of Education	Career & Technical Education/Instructor Concentration	MS
ED	School of Education	Career & Technical Education/Postsecondary Administration	MS
ED	School of Education	Career & Technical Education/Training and Development	MS
ED	School of Education	Chemistry Education	BS
ED	School of Education	Curriculum & Instruction - Administrative	M.Ed.
ED	School of Education	Curriculum & Instruction - Experiential Education	M.Ed.
ED	School of Education	Curriculum & Instruction - Reading Specialist Option	M.Ed.
ED	School of Education	Curriculum & Instruction - Special Education	M.Ed.
ED	School of Education	Curriculum & Instruction - Subject Area Conc.	M.Ed.
ED	School of Education	Early Childhood Education	AAS
ED	School of Education	Early Childhood Education	BS
ED	School of Education	Educational Leadership	MS
ED	School of Education	Elementary Education	BS
ED	School of Education	English Education	BS
ED	School of Education	Geography Education	BS
ED	School of Education	History Education	BS
ED	School of Education	Mathematics Education	BS
ED	School of Education	Political Sciences Education	BS
ED	School of Education	Pre-Teaching Elementary	AA
ED	School of Education	Pre-Teaching Secondary	AA
ED	School of Education	Social Studies Education	BS
ED	School of Education	Technical Education	BS
HP	Clinical Laboratory, Respiratory, Health Admin	Health Care Systems Administration	BS
HP	Clinical Laboratory, Respiratory, Health Admin	Health Care Systems Administration Long Term Care Concentration	BS
HP	Clinical Laboratory, Respiratory, Health Admin	Health Information Management	BS
HP	Clinical Laboratory, Respiratory, Health Admin	Health Information Technology	AAS
HP	Clinical Laboratory, Respiratory, Health Admin	Medical Laboratory Technology	AAS
HP	Clinical Laboratory, Respiratory, Health Admin	Medical Laboratory Science	BS
HP	Clinical Laboratory, Respiratory, Health Admin	Molecular Diagnostics	BS
HP	Clinical Laboratory, Respiratory, Health Admin	Public Health	BS
HP	Clinical Laboratory, Respiratory, Health Admin	Public Health	MPH
HP	Clinical Laboratory, Respiratory, Health Admin	Respiratory Care	AAS
HP	College of Allied Health Sciences	Allied Health Science	AAS
HP	College of Allied Health Sciences	Allied Health Science	BS
HP	Dental Hygiene & Medical Imaging	Dental Hygiene	AAS
HP	Dental Hygiene & Medical Imaging	Dental Hygiene	BS
HP	Dental Hygiene & Medical Imaging	Diagnostic Medical Sonography	AAS
HP	Dental Hygiene & Medical Imaging	Nuclear Medicine Technology	BS
HP	Dental Hygiene & Medical Imaging	Radiography	AAS
HP	School of Nursing	Nursing	BSN
HP	School of Nursing	Nursing	MSN
HP	School of Nursing	Nursing	RN-BSN
KE	Design Studies	Architecture	M Arch
KE	Design Studies	Collaborative Design	BFA
KE	Design Studies	Digital Media	BFA
KE	Design Studies	Furniture Design	BFA
KE	Design Studies	Graphic Design	BFA
KE	Design Studies	Illustration	BFA

FERRIS STATE UNIVERSITY

APPROVED PROGRAMS

COLLEGE	DEPARTMENT	PROGRAM NAMES	DEGREE
KE	Design Studies	Industrial Design	BFA
KE	Design Studies	Interior Design	BFA
KE	Design Studies	Medical Illustration	BFA
KE	Design Studies	Metals/Jewelry Design	BFA
KE	Design Studies	Visual and Critical Studies	MA
KE	Fine Arts/Foundation	Drawing	BFA
KE	Fine Arts/Foundation	Drawing with Printmaking Focus	BFA
KE	Fine Arts/Foundation	Fashion Studies	BFA
KE	Fine Arts/Foundation	Fine Arts Drawing	MFA
KE	Fine Arts/Foundation	Fine Arts Painting	MFA
KE	Fine Arts/Foundation	Fine Arts Photography	MFA
KE	Fine Arts/Foundation	Fine Arts Printmaking	MFA
KE	Fine Arts/Foundation	Painting	BFA
KE	Fine Arts/Foundation	Photography	BFA
KE	Fine Arts/Foundation	Printmaking	BFA
KE	Fine Arts/Foundation	Sculpture/Functional Art	BFA
KE	Liberal Arts & Sciences	Art Education	BFA
KE	Liberal Arts & Sciences	Art Education	MFA
KE	Liberal Arts & Sciences	Art History	BS
OP	Optometry	Doctor of Optometry	OD
PH	Pharmacy	Doctor of Pharmacy	Pharm.D.
TE	Architectural Technology & Facility Mgmt	Architectural Technology	AAS
TE	Architectural Technology & Facility Mgmt	Architecture & Sustainability	BS
TE	Architectural Technology & Facility Mgmt	Facility Management	BS
TE	Automotive	Automotive Engineering Technology	BS
TE	Automotive	Automotive Management	BS
TE	Automotive	Automotive Service Technology	AAS
TE	Construction Technology & Management	Building Construction Technology	AAS
TE	Construction Technology & Management	Civil Engineering Technology	AAS
TE	Construction Technology & Management	Construction Management	BS
TE	Construction Technology & Management	Construction Management/Building Construction Technology	BS
TE	Construction Technology & Management	Construction Management/Civil Engineering Technology	BS
TE	Electronics/CNS	Computer Networks & Systems	BS
TE	Electronics/CNS	Electrical/Electronics Engineering Technology	BS
TE	Electronics/CNS	Energy Systems Engineering	BS
TE	Electronics/CNS	Industrial Electronics Technology	AAS
TE	Heavy Equipment	Heavy Equipment Service Engineering Technology	BS
TE	Heavy Equipment	Heavy Equipment Technology	AAS
TE	HVACR	HVACR Engineering Technology and Energy Management	BS
TE	HVACR	HVACR Technology	AAS
TE	Manufacturing Engineering Technology	Industrial Technology and Management	BAS
TE	Manufacturing Engineering Technology	Manufacturing Engineering Technology	BS
TE	Manufacturing Engineering Technology	Manufacturing Technology	AAS
TE	Manufacturing Engineering Technology	Quality Engineering Technology	BS
TE	Mechanical Design	CAD Drafting & Tool Design Technology	AAS
TE	Mechanical Design	Mechanical Engineering Technology	AAS
TE	Mechanical Design	Mechanical Engineering Technology	BS
TE	Mechanical Design	Product Design Engineering Technology	BS
TE	Plastics & Rubber	Plastics & Polymer Engineering Technology	AAS
TE	Plastics & Rubber	Plastics Engineering Technology	BS

FERRIS STATE UNIVERSITY

APPROVED PROGRAMS

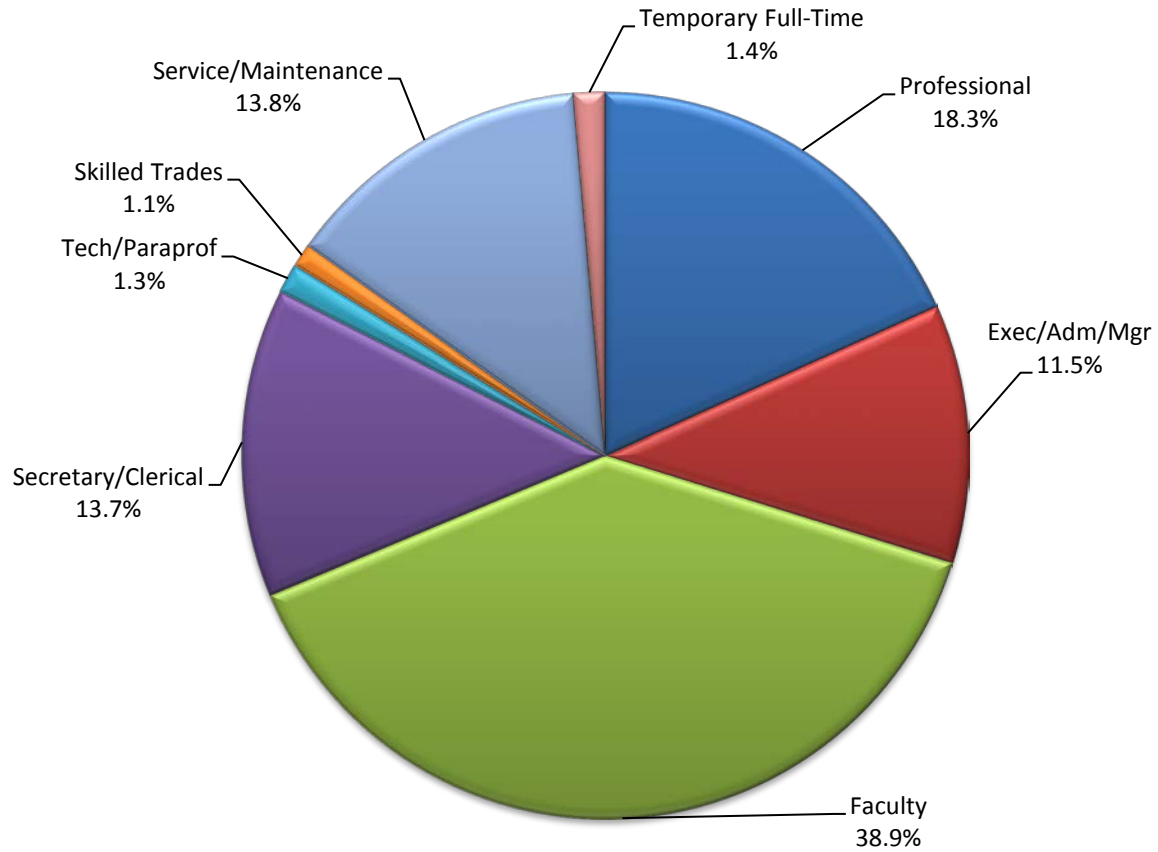
COLLEGE	DEPARTMENT	PROGRAM NAMES	DEGREE
TE	Plastics & Rubber	Rubber Engineering Technology	BS
TE	Surveying	Surveying Engineering	BS
TE	Surveying	Surveying Technology	AAS
TE	Welding Engineering Technology	Welding Engineering Technology	BS
TE	Welding Engineering Technology	Welding Technology	AAS

Source: Academic Affairs

FACULTY & STAFF

**UNIVERSITY STAFF BY JOB CATEGORY AND GENDER
FALL 2016**

FULL-TIME

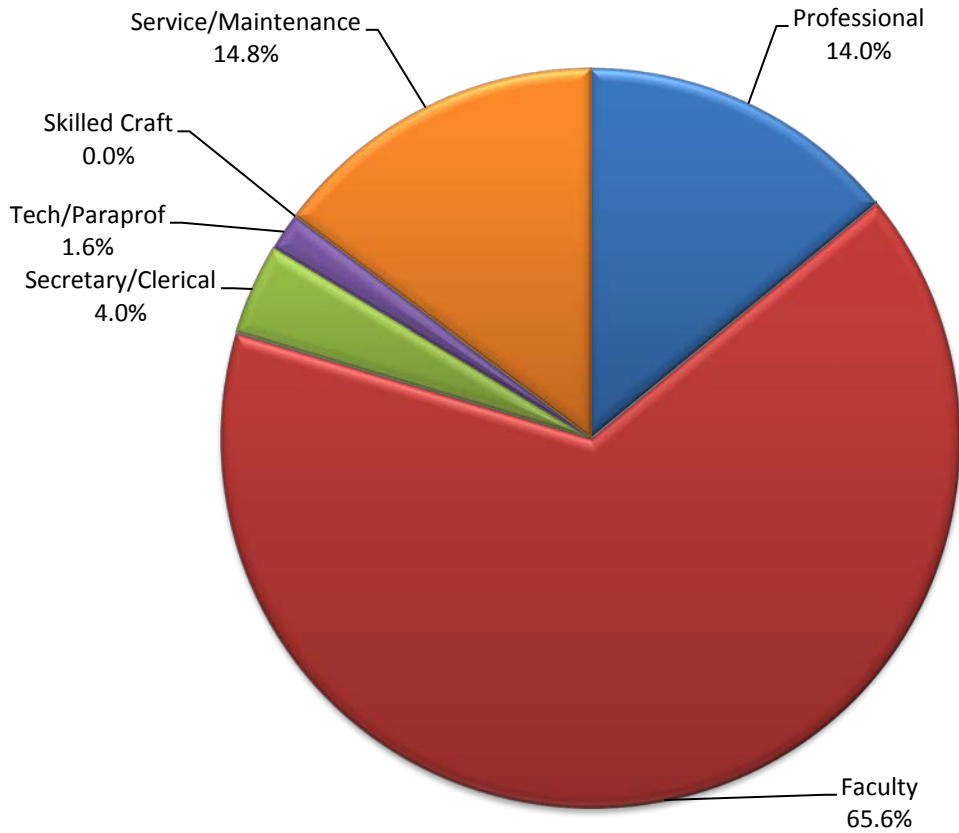


<u>JOB CATEGORY</u>	<u>MALE NUMBER</u>	<u>PERCENT</u>	<u>FEMALE NUMBER</u>	<u>PERCENT</u>	<u>TOTAL NUMBER</u>	<u>PERCENT</u>
Professional	128	46.0%	150	54.0%	278	18.3%
Exec/Adm/Mgr	83	47.4%	92	52.6%	175	11.5%
Faculty	328	55.4%	264	44.6%	592	38.9%
Secretary/Clerical	12	5.7%	197	94.3%	209	13.7%
Tech/Paraprof	11	55.0%	9	45.0%	20	1.3%
Skilled Trades	16	100.0%	0	0.0%	16	1.1%
Service/Maintenance	124	59.0%	86	41.0%	210	13.8%
Temporary Full-Time	9	42.9%	12	57.1%	21	1.4%
TOTAL	711	46.7%	810	53.3%	1521	100.0%

Source: Office of Human Resource Development

**UNIVERSITY STAFF BY JOB CATEGORY AND GENDER
FALL 2016**

PART-TIME

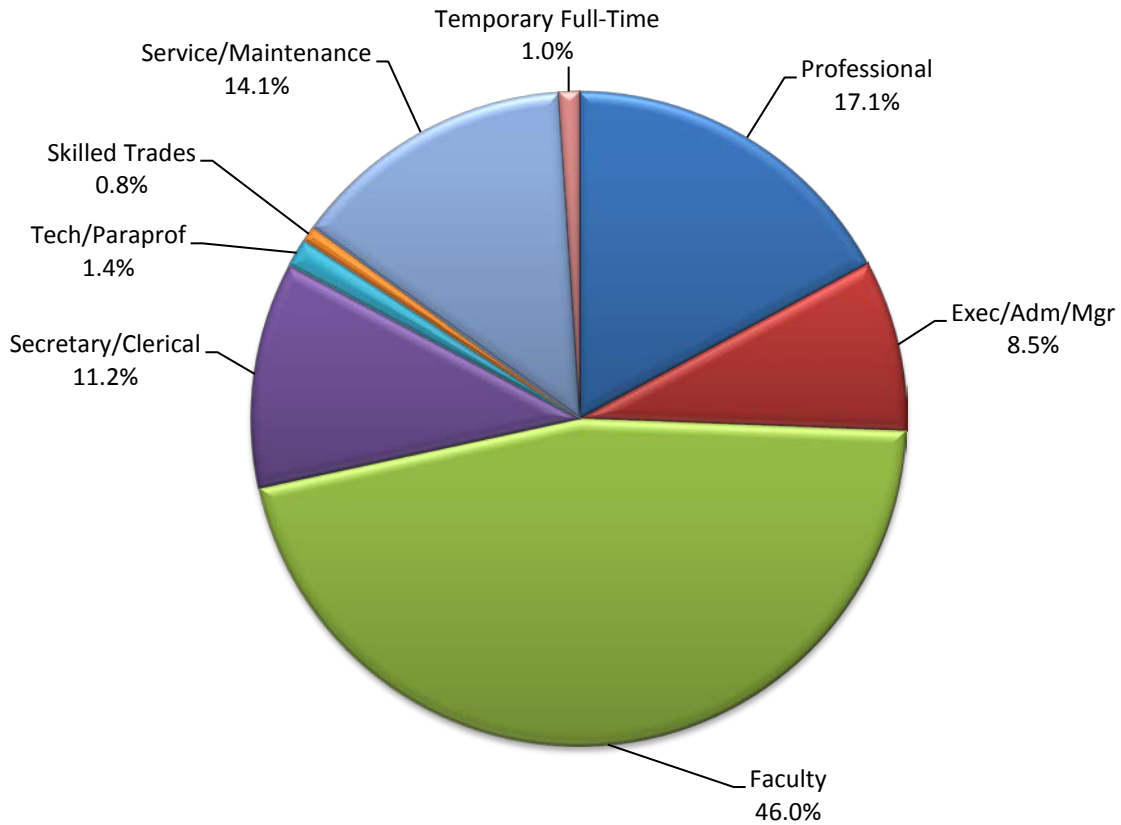


<u>JOB CATEGORY</u>	<u>MALE NUMBER</u>	<u>PERCENT</u>	<u>FEMALE NUMBER</u>	<u>PERCENT</u>	<u>TOTAL NUMBER</u>	<u>PERCENT</u>
Professional	30	39.0%	47	61.0%	77	14.0%
Faculty	185	51.4%	175	48.6%	360	65.6%
Secretary/Clerical	1	4.5%	21	95.5%	22	4.0%
Tech/Paraprof	3	33.3%	6	66.7%	9	1.6%
Skilled Craft	0	0.0%	0	0.0%	0	0.0%
Service/Maintenance	38	46.9%	43	53.1%	81	14.8%
TOTAL	257	46.8%	292	53.2%	549	100.0%

Source: Office of Human Resource Development

**UNIVERSITY STAFF BY JOB CATEGORY AND GENDER
FALL 2016**

TOTAL



<u>JOB CATEGORY</u>	<u>MALE NUMBER</u>	<u>PERCENT</u>	<u>FEMALE NUMBER</u>	<u>PERCENT</u>	<u>TOTAL NUMBER</u>	<u>PERCENT</u>
Professional	158	44.5%	197	55.5%	355	17.1%
Exec/Adm/Mgr	83	47.4%	92	52.6%	175	8.5%
Faculty	513	53.9%	439	46.1%	952	46.0%
Secretary/Clerical	13	5.6%	218	94.4%	231	11.2%
Tech/Paraprof	14	48.3%	15	51.7%	29	1.4%
Skilled Trades	16	100.0%	0	0.0%	16	0.8%
Service/Maintenance	162	55.7%	129	44.3%	291	14.1%
Temporary Full-Time	9	42.9%	12	57.1%	21	1.0%
TOTAL	968	46.8%	1102	53.2%	2070	100.0%

Source: Office of Human Resource Development

FALL FACULTY AND STAFF BY RACE/ETHNICITY AND GENDER

FULL-TIME & PART-TIME EMPLOYEES - 11/1/2016

	<u>FEMALE</u>	<u>MALE</u>	<u>TOTAL</u>
AMERICAN INDIAN OR ALASKAN NATIVE	3	8	11
ASIAN	18	21	39
BLACK OR AFRICAN AMERICAN	30	29	59
HISPANIC OR LATINO	15	11	26
INTERNATIONAL	7	14	21
NATIVE HAWAIIAN OR PACIFIC ISLANDER	1	0	1
TWO OR MORE RACES	5	8	13
WHITE	1,011	866	1,877
UNREPORTED	12	11	23
TOTAL	1,102	968	2,070

The following definitions are used in determining racial/ethnic designations:

American Indian or Alaskan Native:

A person having origins in any of the original peoples of North and South America (including Central America), and who maintains cultural identification through tribal affiliation or community attachment.

Asian:

A person having origins in any of the original peoples of the Far East, Southeast Asia, or the Indian Subcontinent including, for example, Cambodia, China, India, Japan, Korea, Malaysia, Pakistan, the Philippine Islands, Thailand, and Vietnam.

Black or African American:

A person having origins in any of the black racial groups of Africa.

Hispanic or Latino:

A person of Cuban, Mexican, Puerto Rican, Central or South American, or other Spanish culture or origin, regardless of race.

International:

A person who is not a citizen of the United States, and who is in this country on a temporary basis and does not have a right to remain indefinitely. (Prior to 2015, International Counts were reflected in the actual race/ethnicity, to keep consistent with State/Federal reporting the counts are now reflected in "International").

Native Hawaiian or Pacific Islander:

A person having origins in any of the original peoples of Hawaii, Guam, Samoa, or other Pacific Island.

White:

A person having origins in any of the original peoples of Europe, the Middle East, or North Africa.

Source: Office of Human Resource Development

FALL STUDENT EMPLOYEE BY RACE/ETHNICITY AND GENDER

PART-TIME STUDENT EMPLOYEES - 11/1/2016

	<u>FEMALE</u>	<u>MALE</u>	<u>TOTAL</u>
AMERICAN INDIAN OR ALASKAN NATIVE	2	2	4
ASIAN	19	43	62
BLACK OR AFRICAN AMERICAN	102	67	169
HISPANIC OR LATINO	38	28	66
INTERNATIONAL	13	9	22
NATIVE HAWAIIAN OR PACIFIC ISLANDER	0	0	0
TWO OR MORE RACES	30	25	55
WHITE	737	631	1,368
UNREPORTED	15	16	31
TOTAL	956	821	1,777

The following definitions are used in determining racial/ethnic designations:

American Indian or Alaskan Native:

A person having origins in any of the original peoples of North and South America (including Central America), and who maintains cultural identification through tribal affiliation or community attachment.

Asian:

A person having origins in any of the original peoples of the Far East, Southeast Asia, or the Indian Subcontinent including, for example, Cambodia, China, India, Japan, Korea, Malaysia, Pakistan, the Philippine Islands, Thailand, and Vietnam.

Black or African American:

A person having origins in any of the black racial groups of Africa.

Hispanic or Latino:

A person of Cuban, Mexican, Puerto Rican, Central or South American, or other Spanish culture or origin, regardless of race.

International:

A person who is not a citizen of the United States, and who is in this country on a temporary basis and does not have a right to remain indefinitely. (Prior to 2015, International Counts were reflected in the actual race/ethnicity, to keep consistent with State/Federal reporting the counts are now reflected in "International").

Native Hawaiian or Pacific Islander:

A person having origins in any of the original peoples of Hawaii, Guam, Samoa, or other Pacific Island.

White:

A person having origins in any of the original peoples of Europe, the Middle East, or North Africa.

Source: Office of Human Resource Development

DISTINGUISHED TEACHER AWARD

The Ferris State University Academic Senate oversees the selection of the Distinguished Teacher Awards. Teachers receiving this award have been nominated by their peers based on the following criteria: teaching excellence; participation in professional development activities; interest in students outside the classroom/laboratory; and exhibiting distinction as a member of the university community.

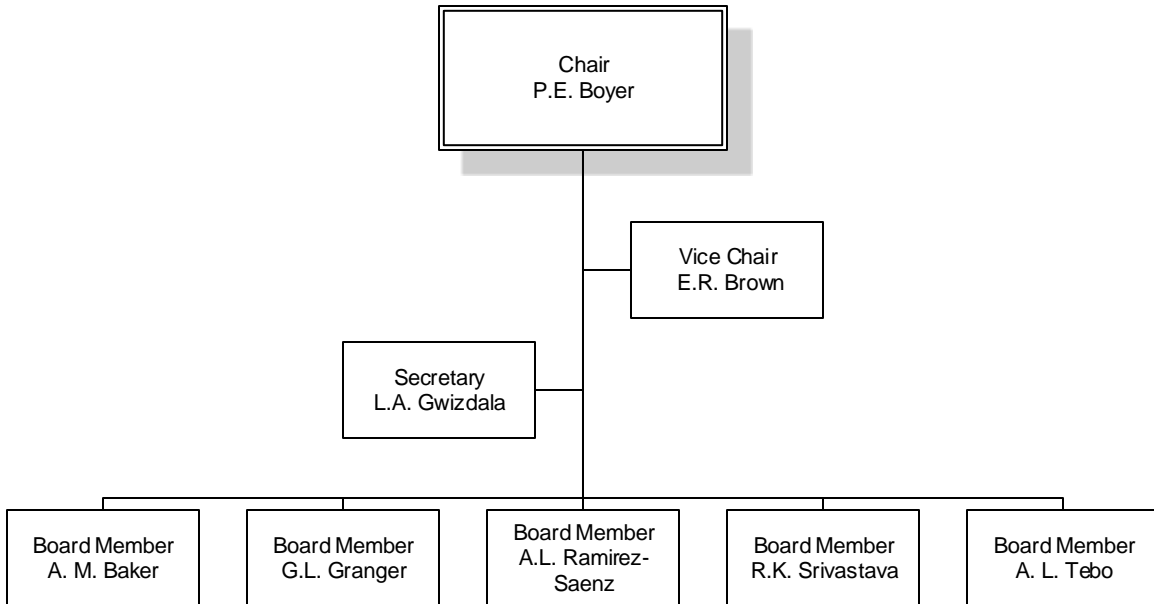
YEAR	RECIPIENT	COLLEGE	YEAR	RECIPIENT	COLLEGE
1970	Robert K. Harry	Arts & Sciences	1994	Fred Lovgren	Business
1971	Kenneth O. McManis	Arts & Sciences	1994	Edward Stuart	Technology
1972	George N. Holcomb	Pharmacy	1995	Maude Bigford	Arts & Sciences
1973	Richard Hunter	Allied Health	1995	Judy Schottle	Allied Health Sciences
1974	Roger F. Kennedy	Technology	1996	Michael Keating	Optometry
1975	Everett J. Nienhouse	Arts & Sciences	1996	Caroline Stern	Arts & Sciences
1976	Barbara Sengelau	Allied Health	1997	J. Randall Vance	Optometry
1977	Max T. Yeley	Technology	1998	Walt Hoeksema	Arts & Sciences
1978	Richard L. Shaw	Technology	1998	Mitchell LeClaire	Technology
1979	Joseph J. Mitala	Pharmacy	1999	Maryanne Heidemann	Arts & Sciences
1980	Sidney P. Sytsma	Business	1999	James (Ted) Walker	Arts & Sciences
1981	Richard A. Santer	Arts & Sciences	2000	Daniel E. Noren	Arts & Sciences
1982	Michael D. Ells	Allied Health	2000	Richard J. Pisacreta	Arts & Sciences
1982	Neill H. Nutter	Arts & Sciences	2001	Abdollah Ferdowsi	Business
1983	Herbert L. Carson	Arts & Sciences	2001	J. Randall Groves	Arts & Sciences
1984	Robert E. Friar	Arts & Sciences	2002	Sheila Squicciarini	Allied Health Sciences
1984	Newell H. Johnson	Technology	2003	David Aiken	Arts & Sciences
1985	Julia H. Bonkowski	Allied Health	2003	David Hanna	Technology
1985	James P. Lehnert	Arts & Sciences	2003	Phillip Middleton	Arts & Sciences
1986	Ada Lou Carson	Arts & Sciences	2004	David Pilgrim	Arts & Sciences
1987	Michael C. Cooper	Business	2005	Robert McCullough	Arts & Sciences
1987	Rose Ann Swartz	Business	2005	Fred Heck	Arts & Sciences
1988	Robert C. Ferguson	Arts & Sciences	2006	Pasquale Di Raddo	Arts & Sciences
1988	Garth S. McHattie	Education	2007	Mary Murnik	Arts & Sciences
1989	Mark A. Curtis	Technology	2008	Khagendra Thapa	Technology
1989	James D. Maas	Business	2009	Daniel Adsmond	Arts & Sciences
1990	Marilyn Keigley	Business	2010	Richard Goosen	Engineering Technology
1990	Christine Towner	Allied Health	2011	Greg Gogolin	Business
1991	Roxanne M. Cullen	Arts & Sciences	2012	Clifton V. Franklund	Arts & Sciences
1991	Gary C. Horn	Arts & Sciences	2013	Avesh Raghunandan	Optometry
1992	Bruce L. Beetley	Arts & Sciences	2014	Gary Huey	Arts & Sciences
1992	John H. Landis	Allied Health Sciences	2014	Jennifer Johnson	Arts & Sciences
1993	Doug Fonner	Arts & Sciences	2015	Not Awarded	
1993	Terry Nerbonne	Education	2016	Sharon Colley	Health Professions

Source: Academic Senate

ORGANIZATIONAL CHARTS

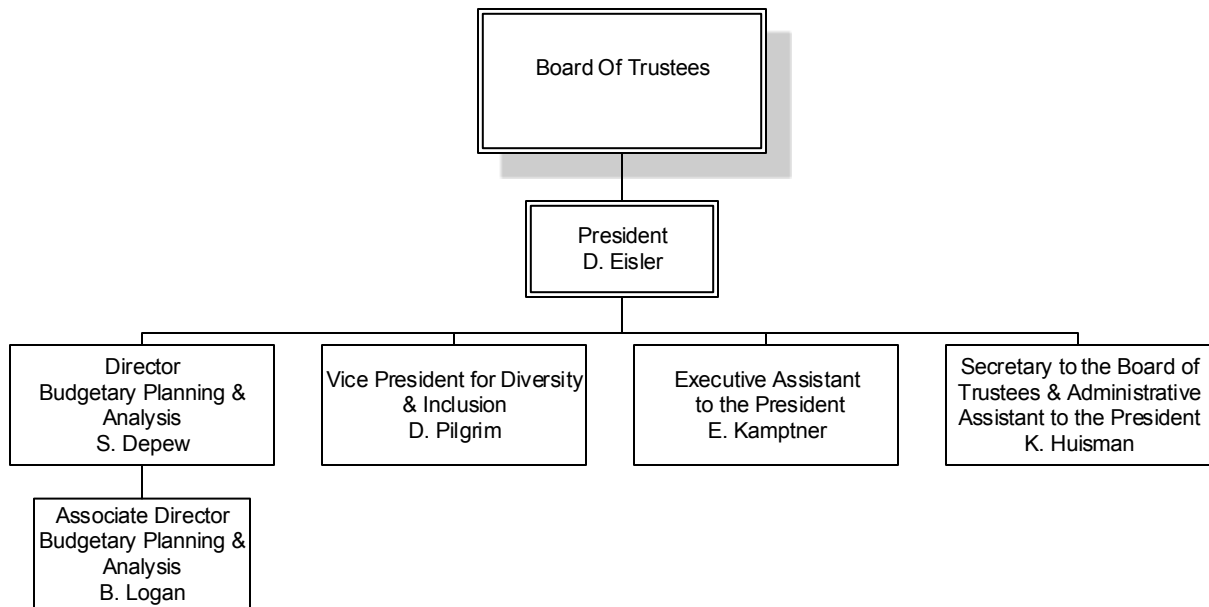
FERRIS STATE UNIVERSITY

BOARD OF TRUSTEES



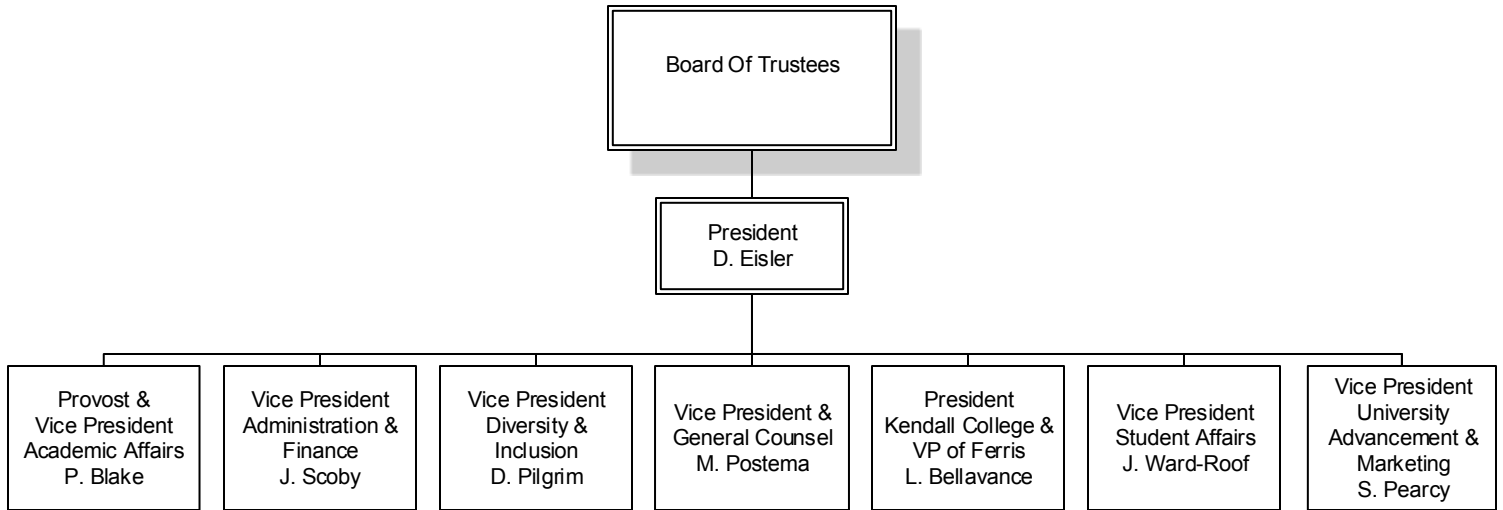
FERRIS STATE UNIVERSITY

EXECUTIVE DIVISION

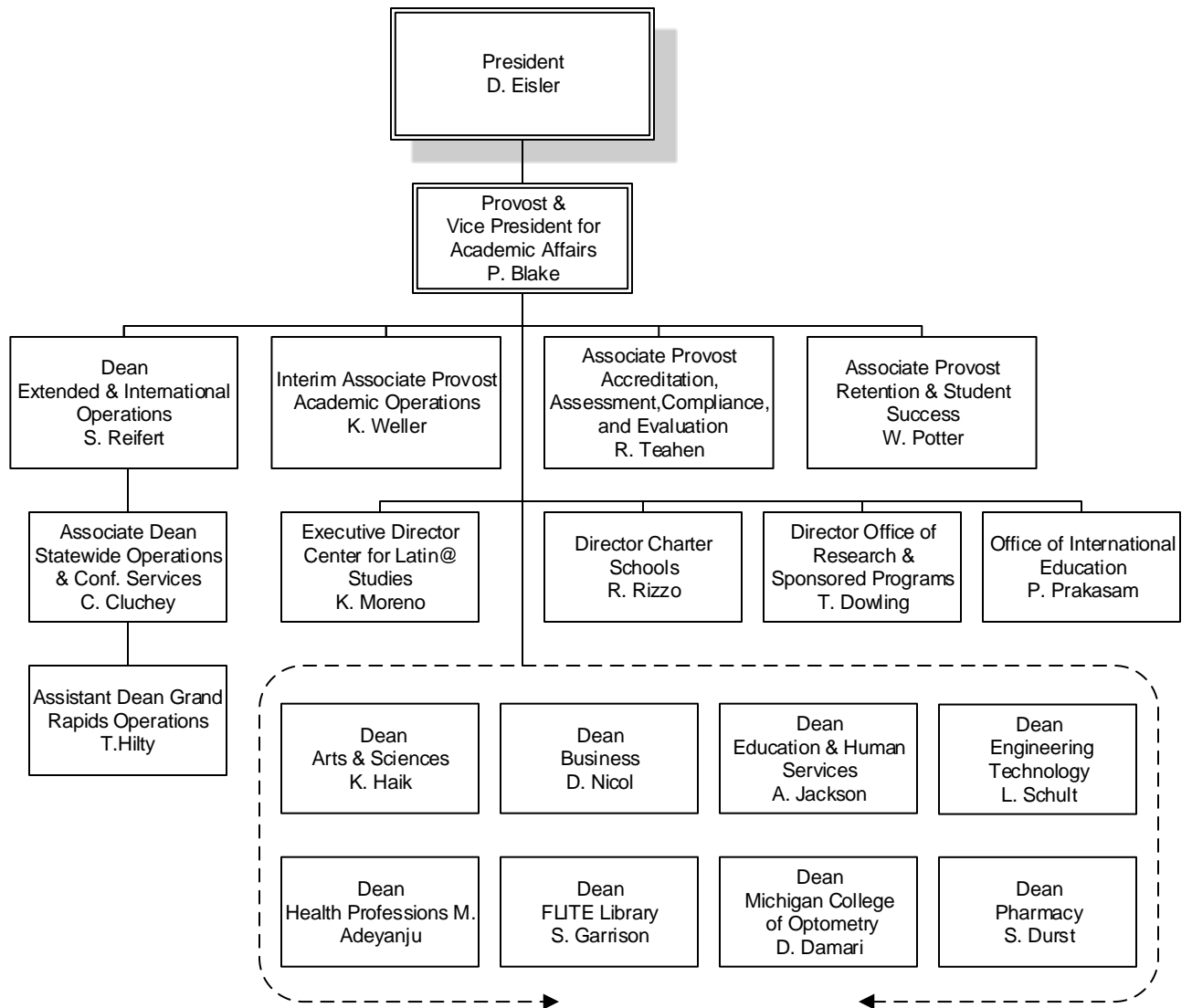


FERRIS STATE UNIVERSITY

PRESIDENT'S COUNCIL

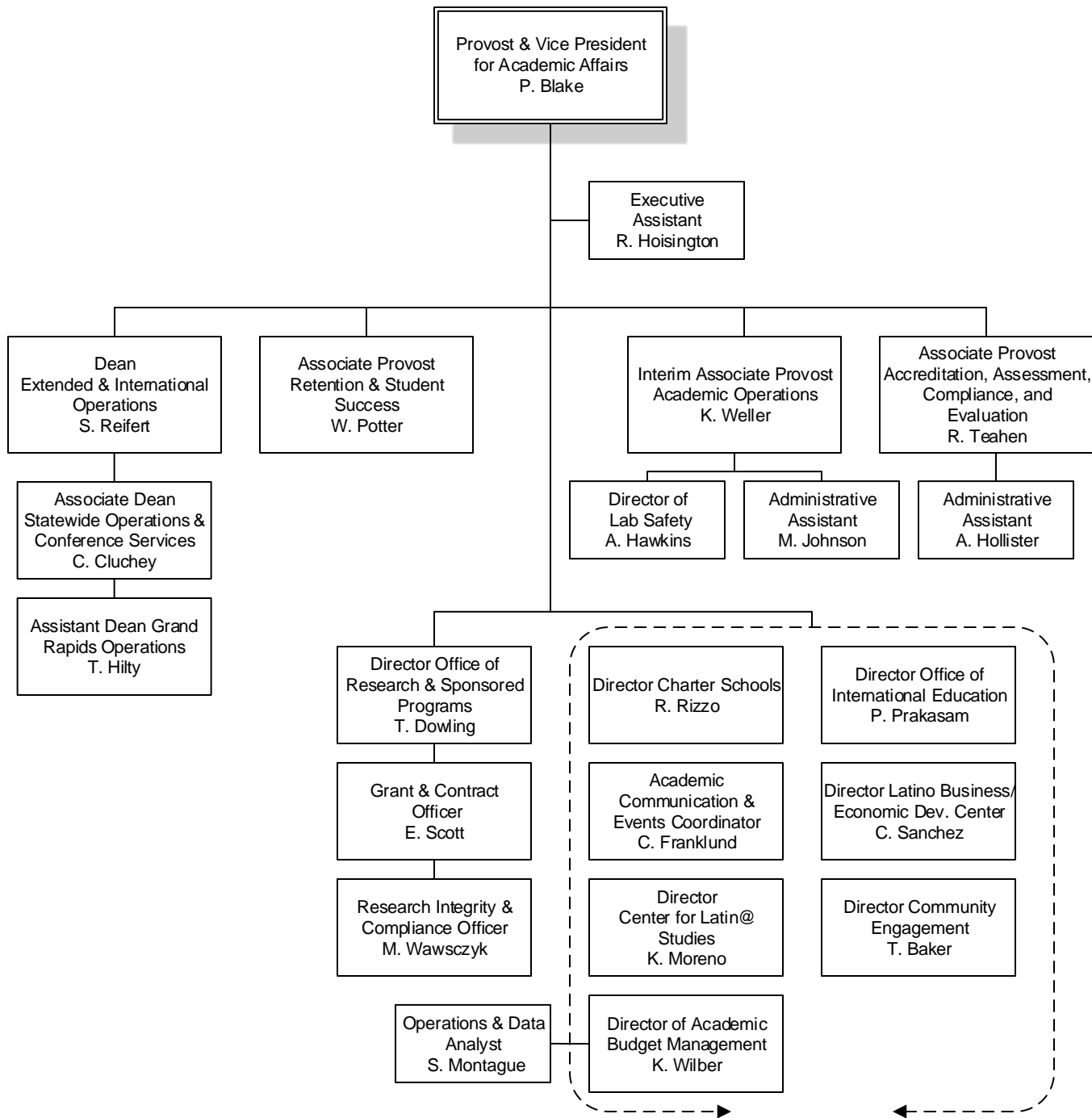


FERRIS STATE UNIVERSITY ACADEMIC AFFAIRS DIVISION



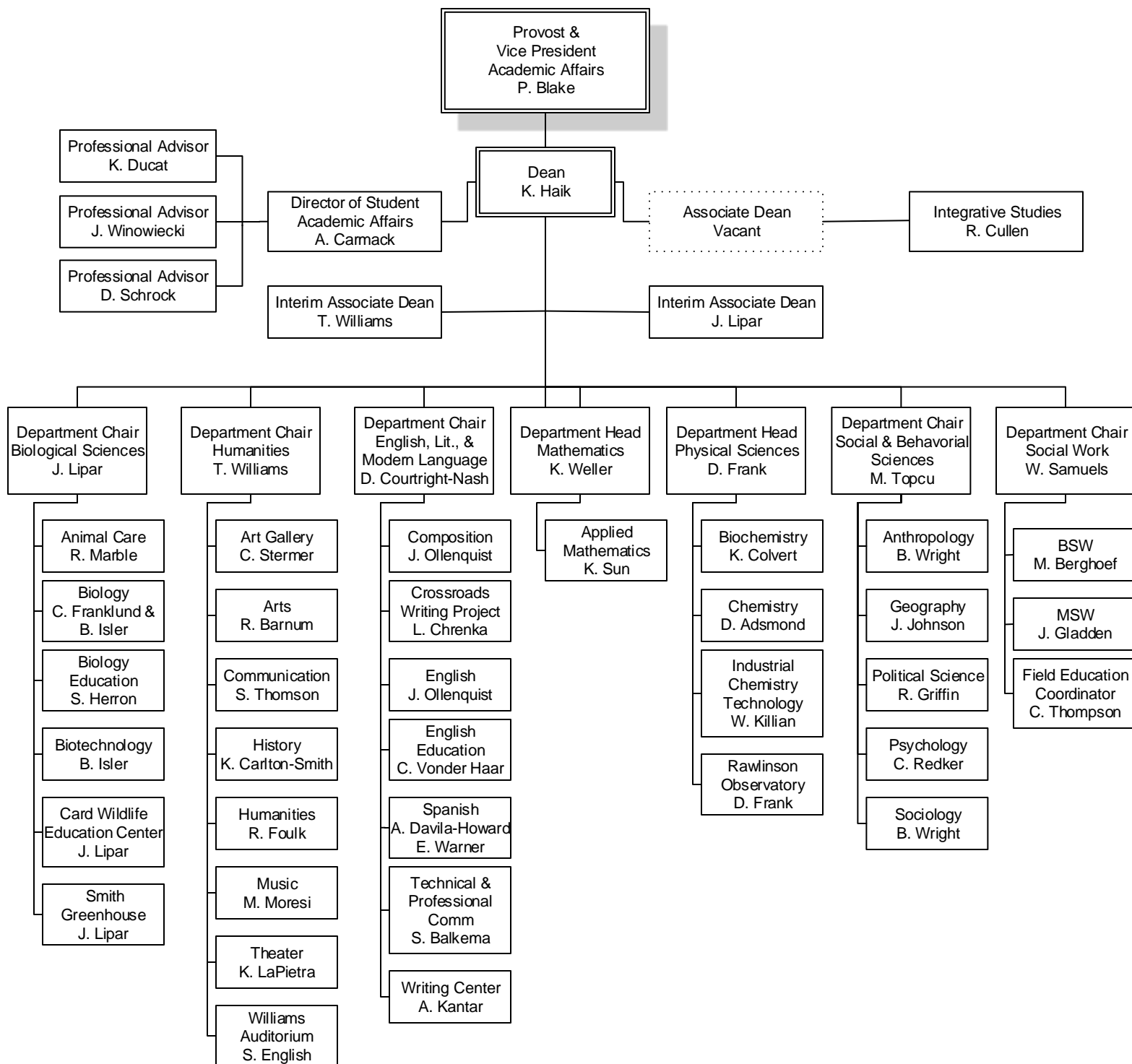
FERRIS STATE UNIVERSITY
ACADEMIC AFFAIRS DIVISION

OFFICE OF ACADEMIC AFFAIRS



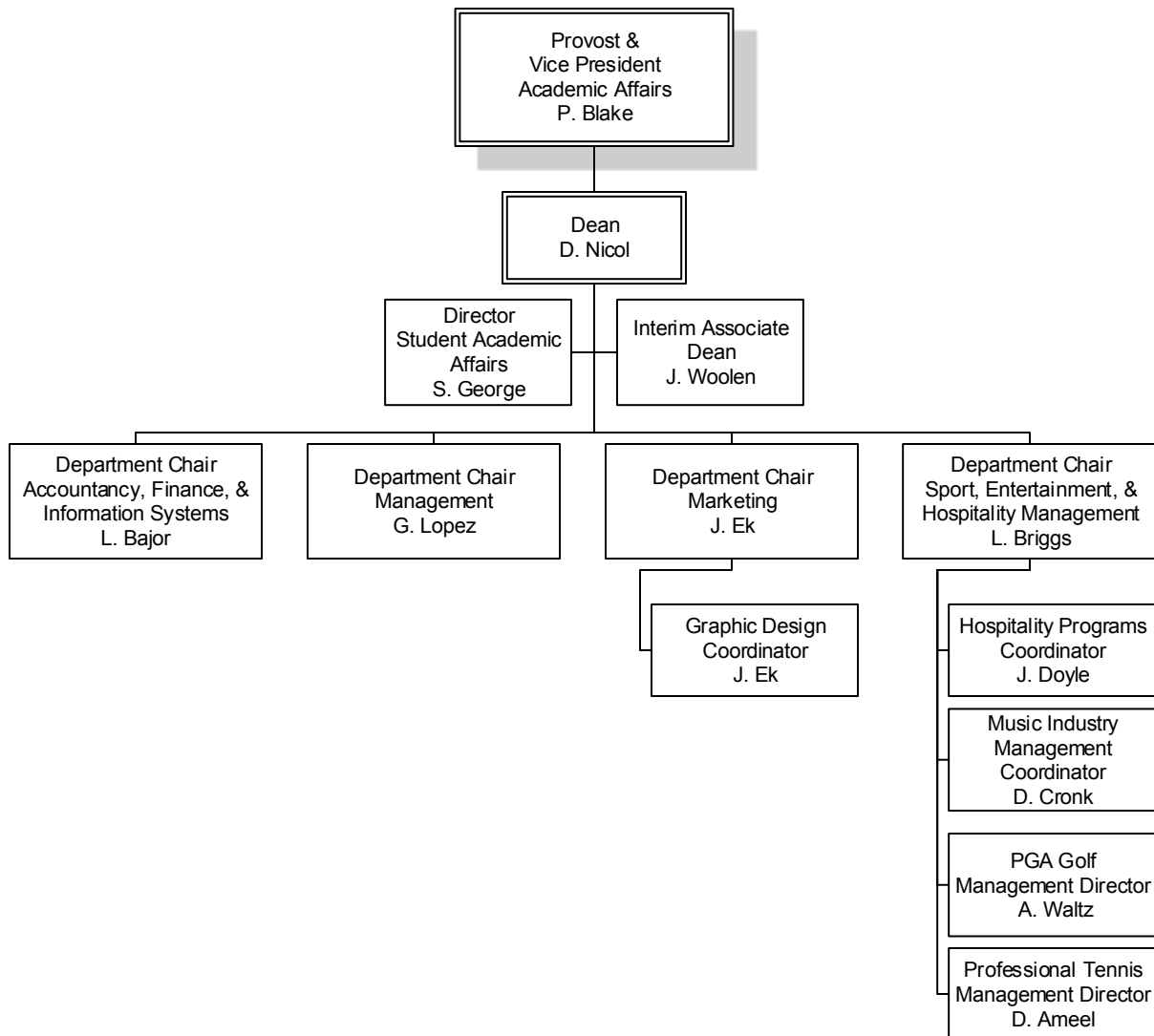
FERRIS STATE UNIVERSITY
ACADEMIC AFFAIRS DIVISION

COLLEGE OF ARTS & SCIENCES



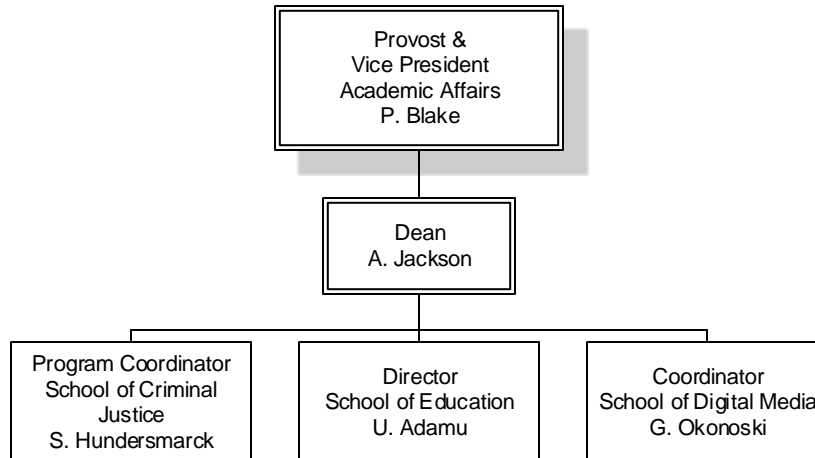
FERRIS STATE UNIVERSITY
ACADEMIC AFFAIRS DIVISION

COLLEGE OF BUSINESS



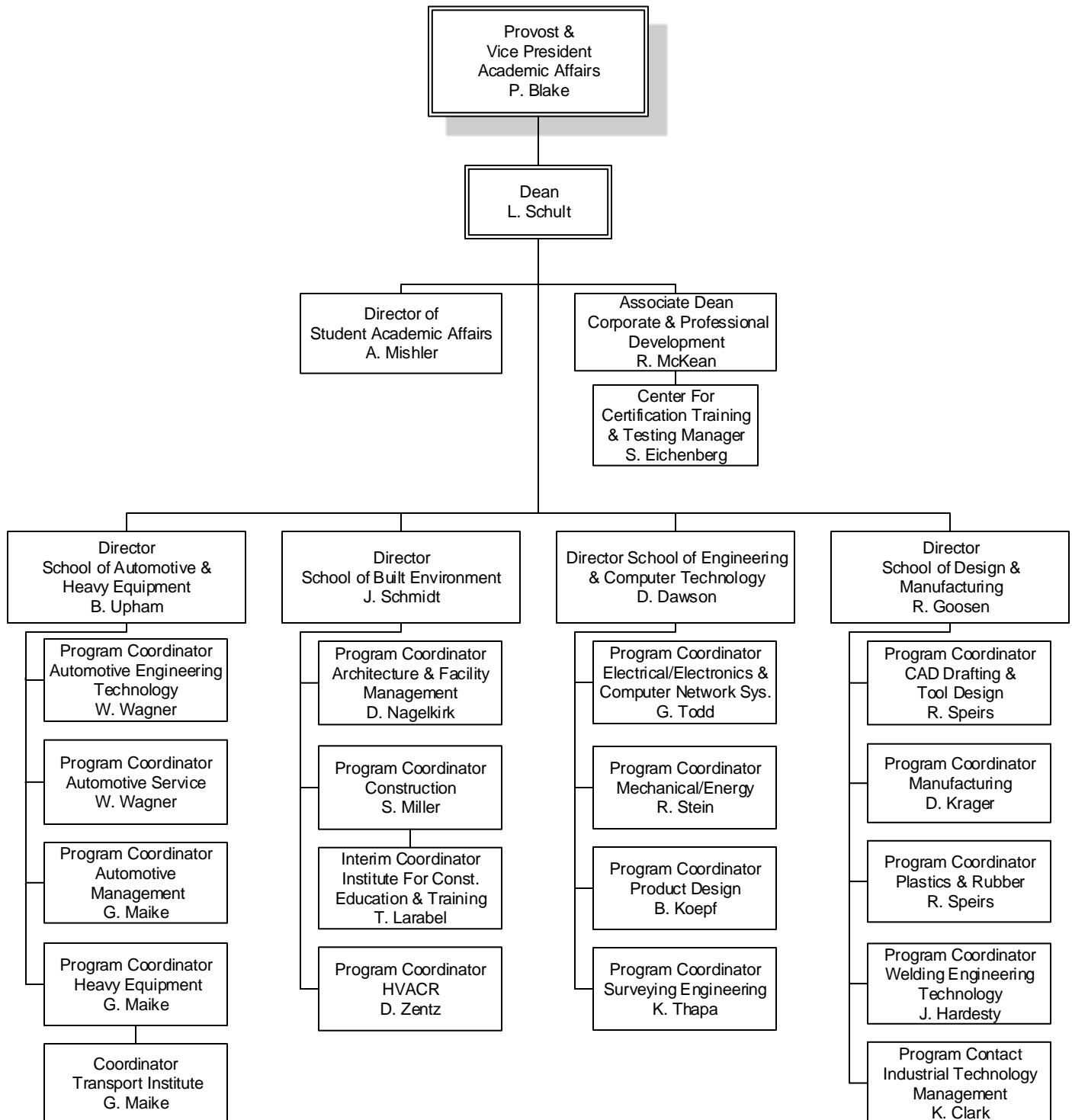
FERRIS STATE UNIVERSITY
ACADEMIC AFFAIRS DIVISION

COLLEGE OF EDUCATION & HUMAN SERVICES



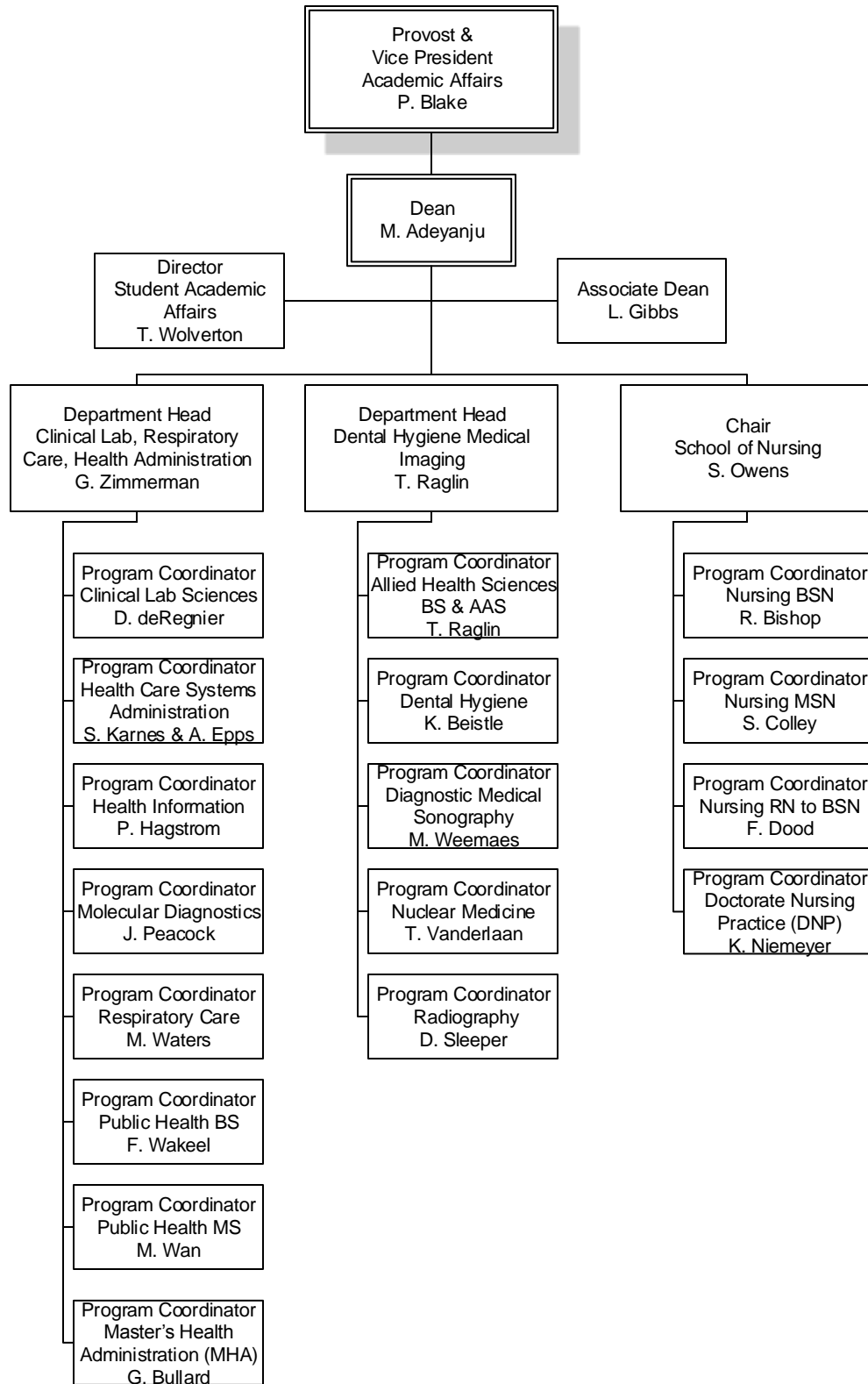
FERRIS STATE UNIVERSITY
ACADEMIC AFFAIRS DIVISION

COLLEGE OF ENGINEERING TECHNOLOGY



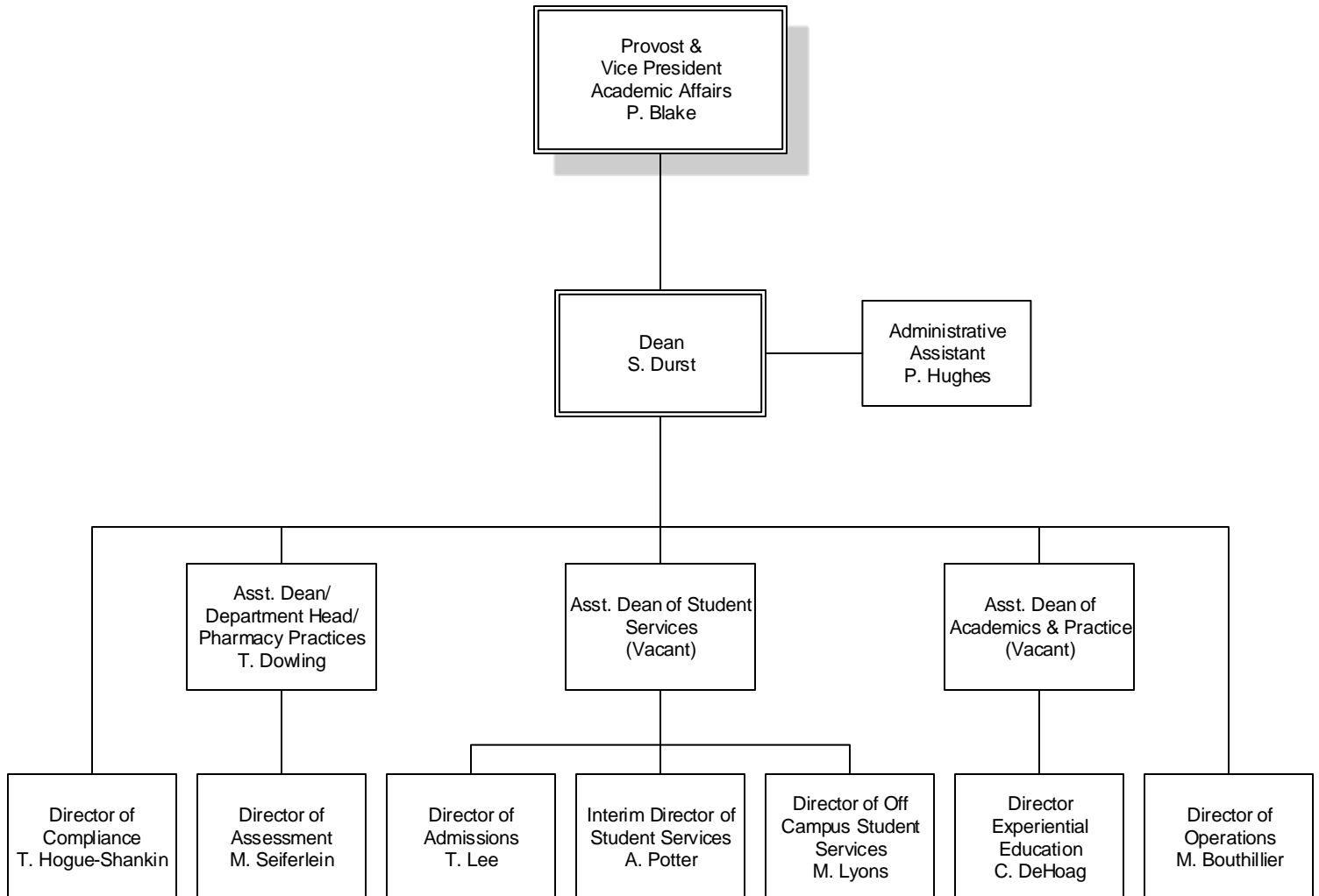
FERRIS STATE UNIVERSITY
ACADEMIC AFFAIRS DIVISION

COLLEGE OF HEALTH PROFESSIONS

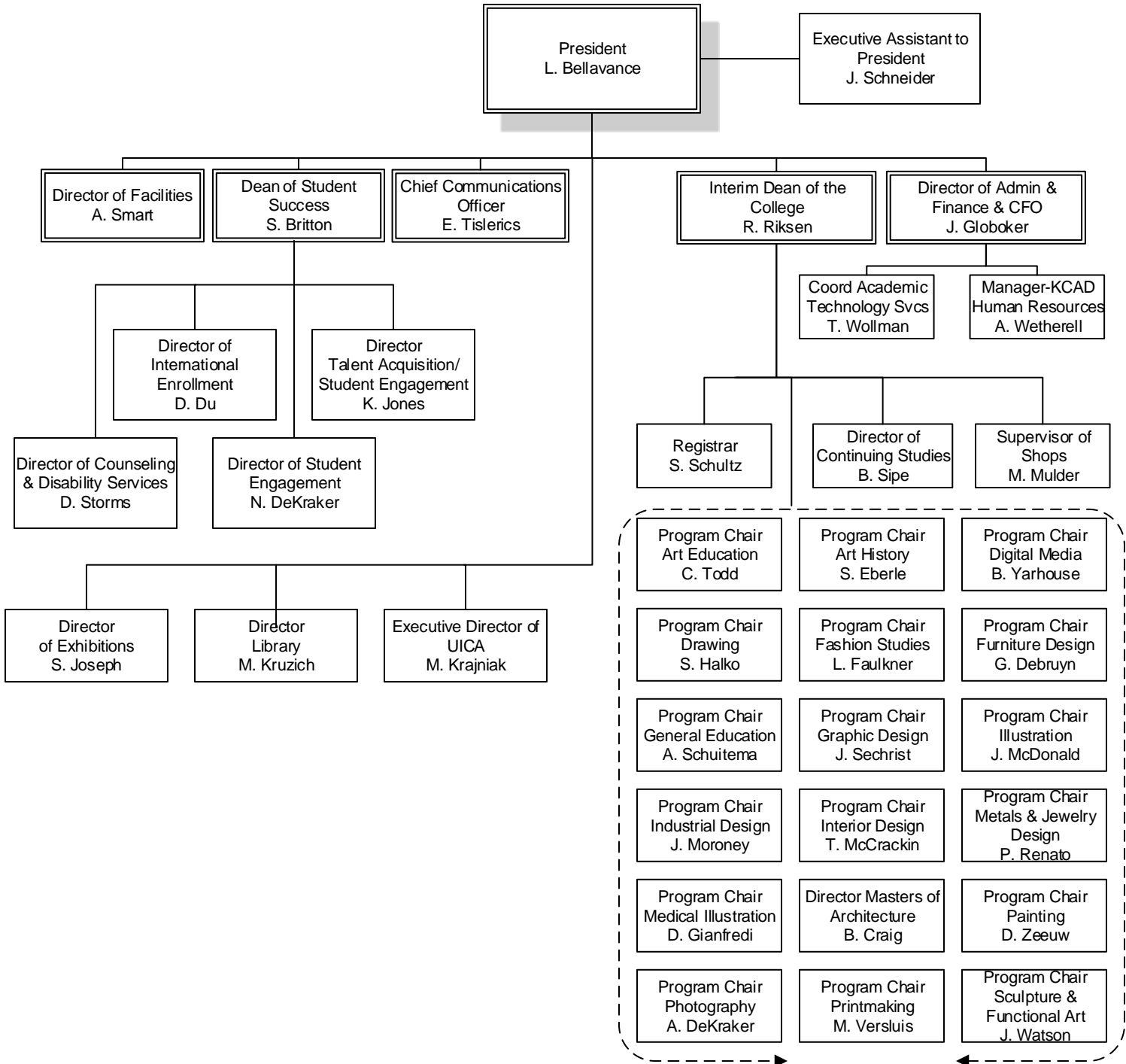


FERRIS STATE UNIVERSITY
ACADEMIC AFFAIRS DIVISION

COLLEGE OF PHARMACY

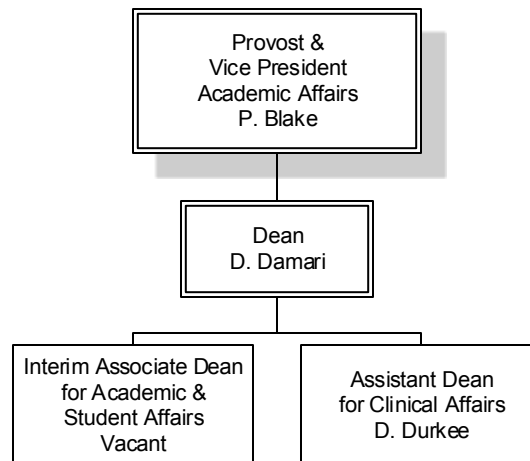


FERRIS STATE UNIVERSITY KENDALL COLLEGE OF ART & DESIGN



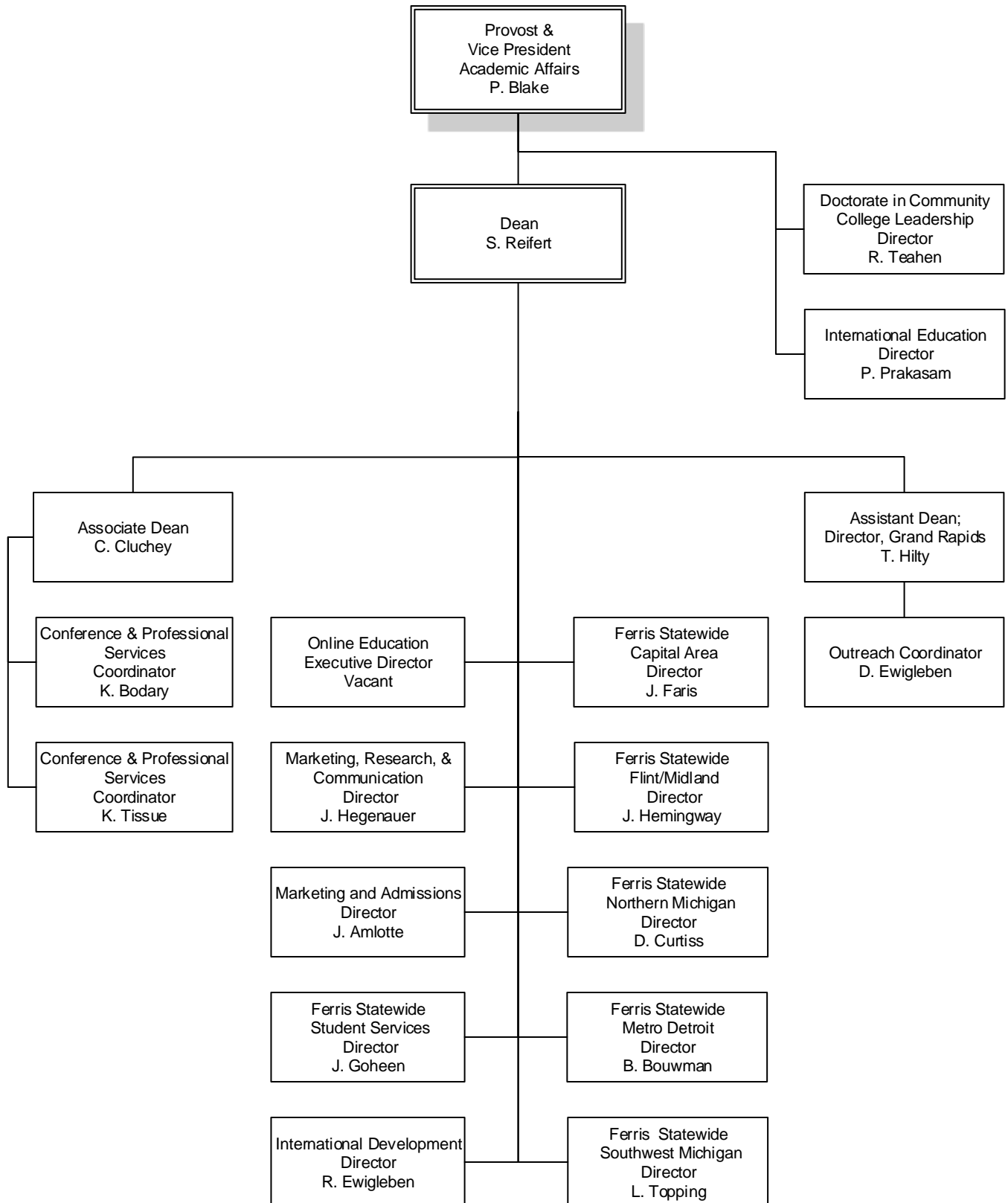
FERRIS STATE UNIVERSITY
ACADEMIC AFFAIRS DIVISION

MICHIGAN COLLEGE OF OPTOMETRY AT FERRIS STATE UNIVERSITY



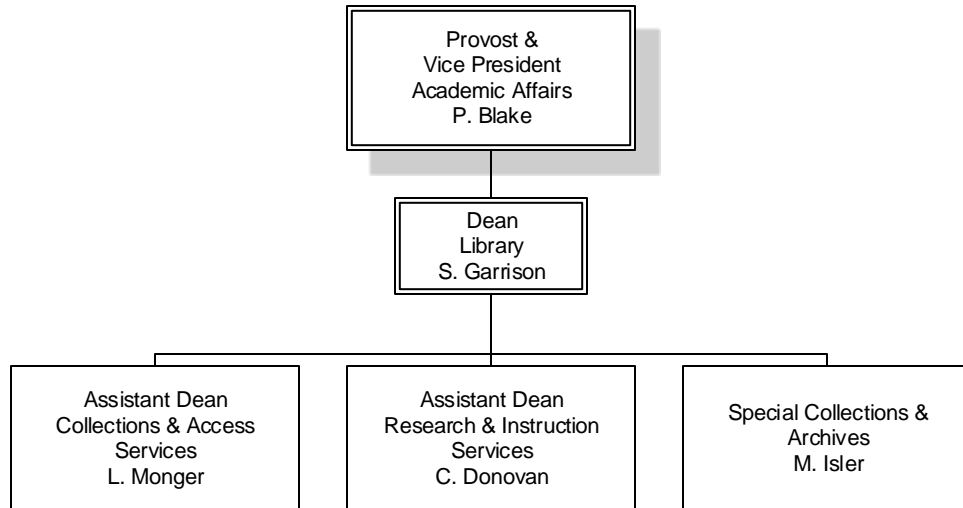
FERRIS STATE UNIVERSITY
ACADEMIC AFFAIRS DIVISION

EXTENDED & INTERNATIONAL OPERATIONS



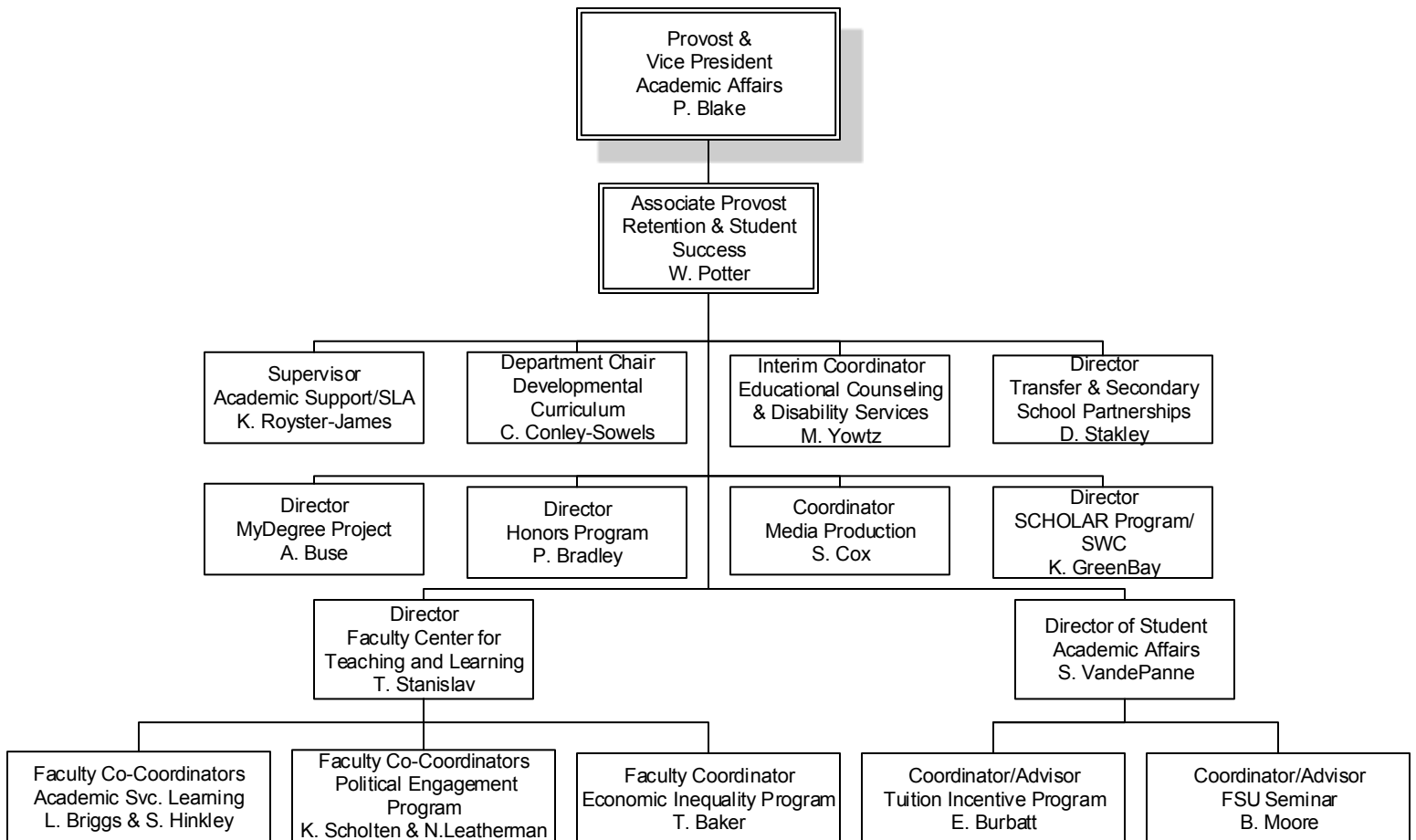
FERRIS STATE UNIVERSITY
ACADEMIC AFFAIRS DIVISION

LIBRARY



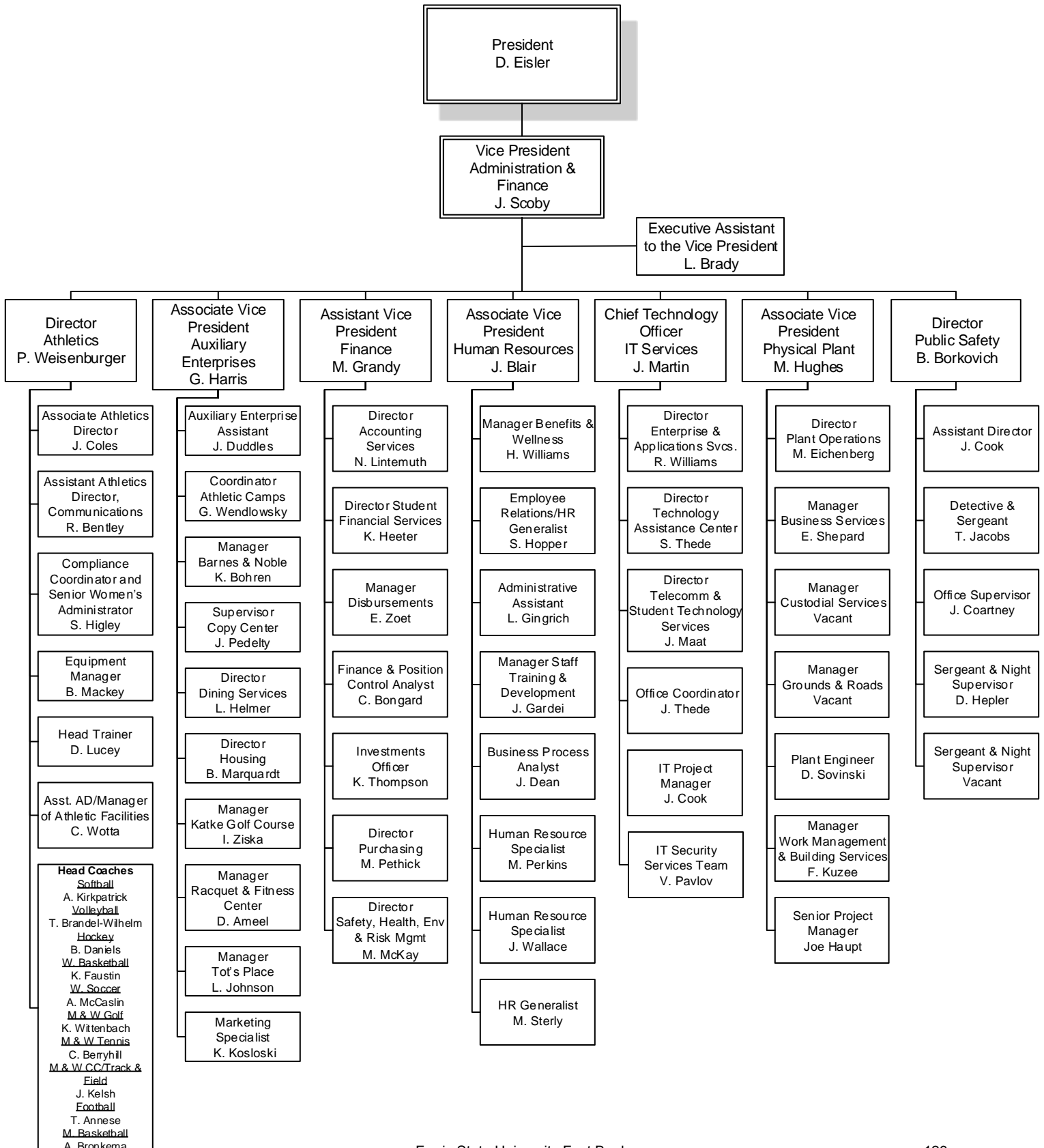
FERRIS STATE UNIVERSITY
ACADEMIC AFFAIRS DIVISION

RETENTION & STUDENT SUCCESS



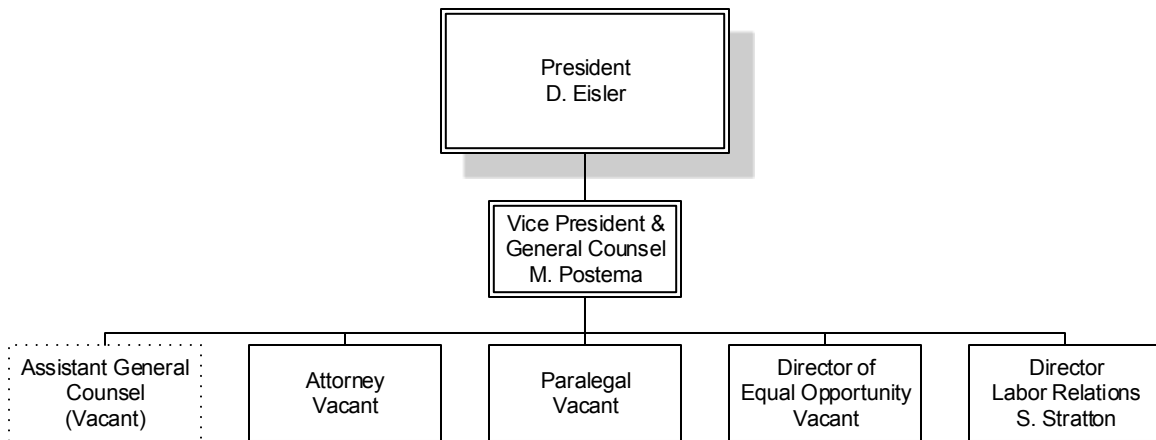
FERRIS STATE UNIVERSITY

ADMINISTRATION & FINANCE DIVISION

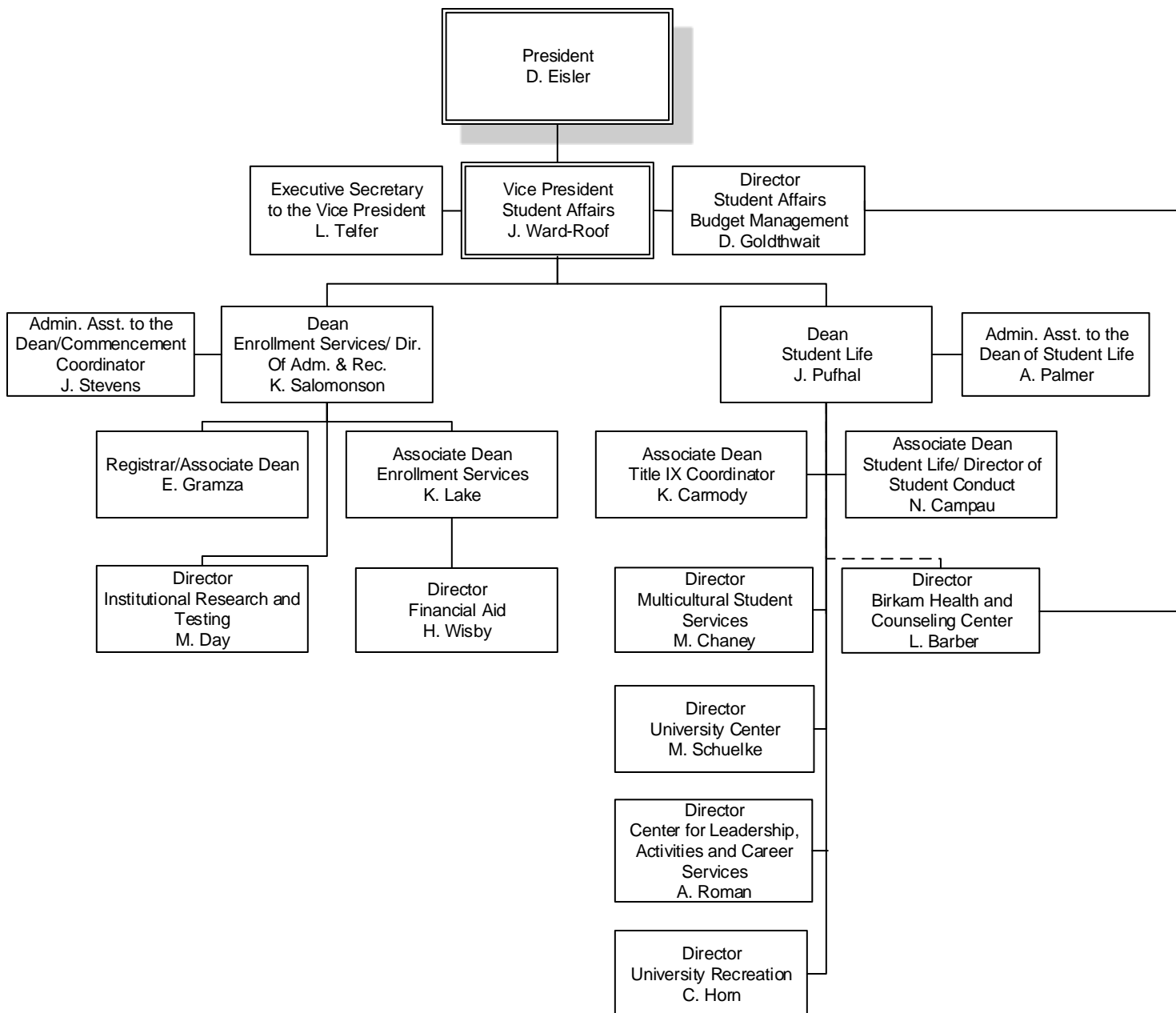


FERRIS STATE UNIVERSITY

GOVERNMENTAL RELATIONS & GENERAL COUNSEL

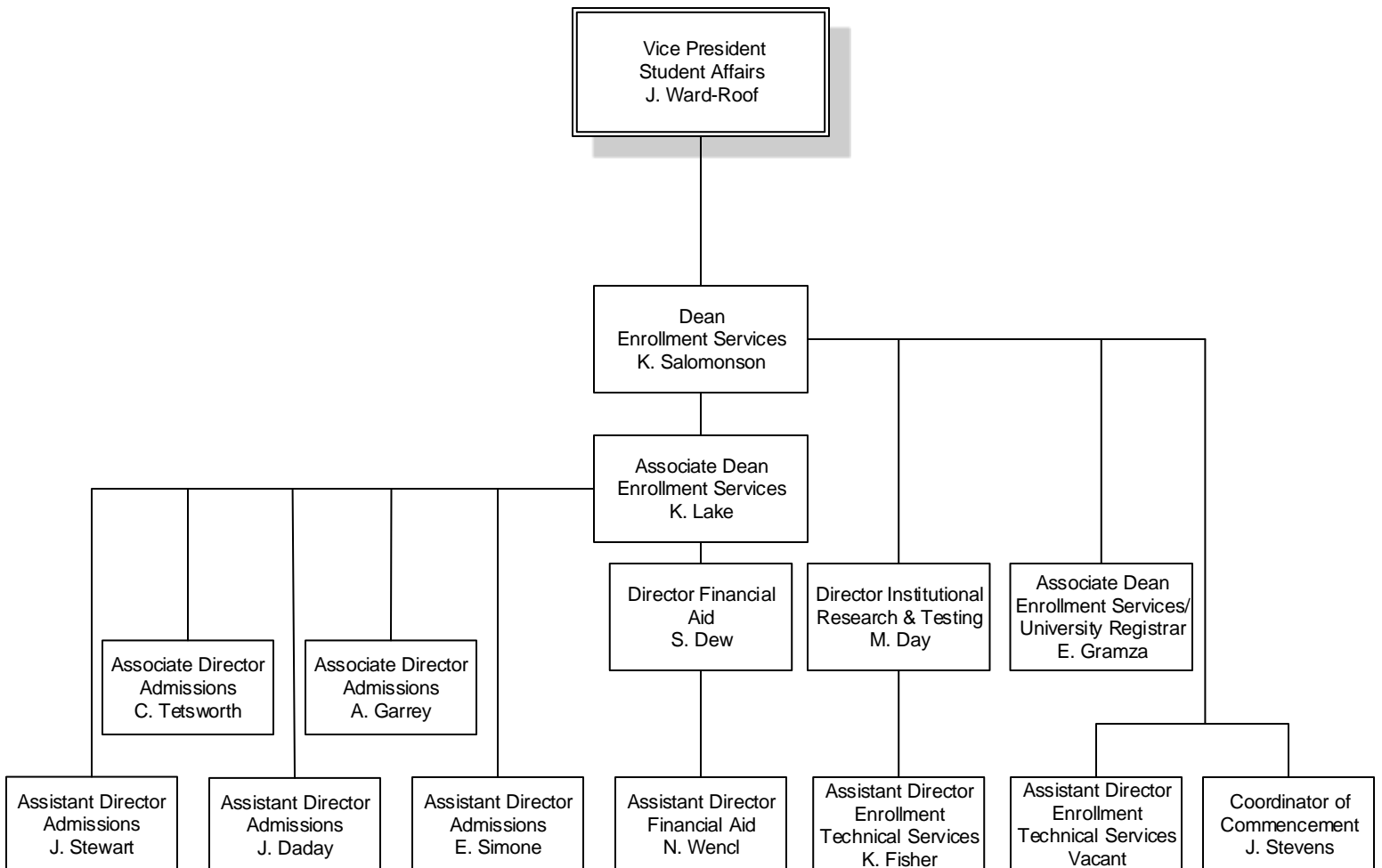


FERRIS STATE UNIVERSITY
STUDENT AFFAIRS DIVISION



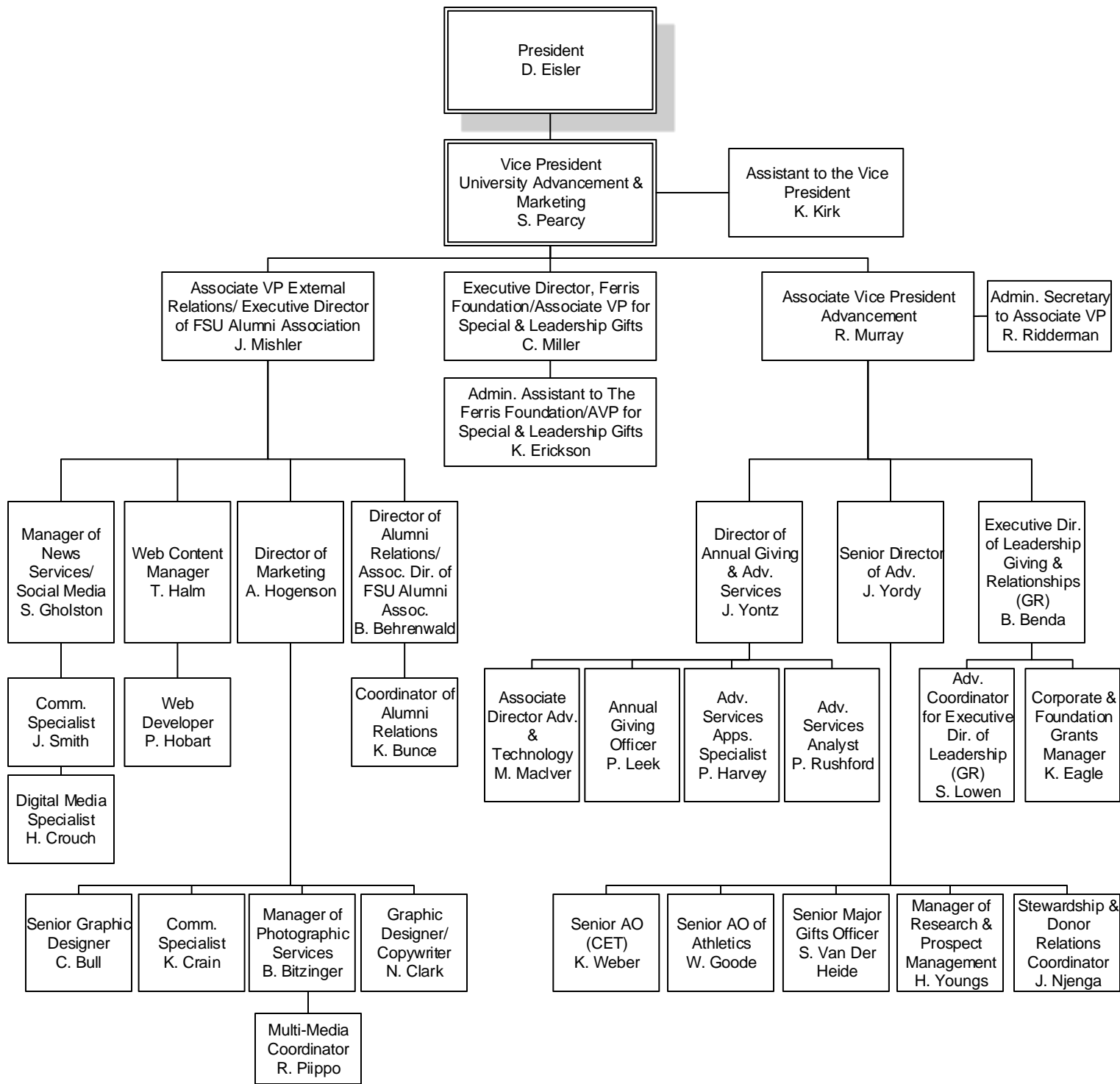
FERRIS STATE UNIVERSITY
STUDENT AFFAIRS DIVISION

ENROLLMENT SERVICES



FERRIS STATE UNIVERSITY

UNIVERSITY ADVANCEMENT & MARKETING



ALUMNI

ALUMNI BY STATE 2016

Alabama	266	Missouri	383
Alaska	191	Montana	151
Arizona	1,417	Nebraska	117
Arkansas	167	Nevada	391
Armed Forces California	15	New Hampshire	113
Armed Forces Florida	2	New Jersey	262
Armed Forces New York	50	New Mexico	178
California	2,154	New York	689
Colorado	1,201	North Carolina	1,396
Connecticut	193	North Dakota	65
Delaware	60	Ohio	1,990
District of Columbia	50	Oklahoma	191
Florida	4,032	Oregon	329
Georgia	1,200	Pennsylvania	636
Hawaii	127	Rhode Island	32
Idaho	120	South Carolina	688
Illinois	3,053	South Dakota	70
Indiana	2,069	Tennessee	827
Iowa	266	Texas	2,035
Kansas	183	Utah	144
Kentucky	372	Vermont	49
Louisiana	120	Virginia	828
Maine	88	Washington	592
Maryland	418	West Virginia	88
Massachusetts	296	Wisconsin	1,537
Michigan	114,392	Wyoming	107
Minnesota	714		
Mississippi	78	TOTAL	147,182

Source: University Advancement & Marketing

ALUMNI

ALUMNI BY COUNTRY 2016

Canada		Congo	2	Jamaica	2	Puerto Rico	8
Alberta	38	Costa Rica	7	Japan	95	Qatar	1
British Columbia	47	Cote D'Ivoire	1	Jordan	1	Romania	3
Canada	14	Croatia	1	Kenya	10	Saudi Arabia	170
Manitoba	33	Cyprus	1	Kuwait	9	Senegal	1
New Brunswick	3	Denmark	3	Lebanon	6	Singapore	1
Newfoundland	0	Dominica	1	Liberia	1	South Africa	5
Nova Scotia	4	Ecuador	1	Liechtenstein	1	South Korea	107
Ontario	370	Egypt	2	Malawi	1	Spain	11
Quebec	11	England	7	Malaysia	23	Sri Lanka	2
Saskatchewan	16	Finland	24	Mali	2	Swaziland	4
Total Canada	536	France	38	Mexico	10	Sweden	8
		Gambia	1	Micronesia	1	Switzerland	7
Afghanistan	2	German Demo. Rep.	0	Morocco	7	Syrian Arab Rep.	2
Africa	6	Germany	46	Myanmar	3	Taiwan	17
American Samoa	1	Germany, Fed Rep	3	Nepal	14	Tanzania, United Rep	1
Australia	11	Ghana	3	Netherlands	36	Thailand	54
Austria	4	Great Britain & N. Ire	1	Netherlands Antille	17	Trinidad & Tobago	1
Bahamas	3	Greece	4	New Zealand	4	Turkey	22
Bahrain	1	Guam	3	Niger	2	United Arab Emirate	10
Bangladesh	2	Guatemala	2	Nigeria	27	United Kingdom	20
Barbados	3	Guyana	0	North Korea	9	Vatican City	1
Belize	3	Honduras	3	Norway	3	Venezuela	5
Bermuda	1	Hong Kong	8	Nor. Mariana Islands	1	Vietnam	23
Bolivia	2	Hungary	1	Oman	2	Virgin Islands	14
Botswana	77	India	154	Pakistan	8	West Indies Fed.	3
Brazil	12	Indonesia	10	Panama	4	Yemen	1
British Virgin Islands	1	Iran	2	Papua New Guinea	1	Yemen, Sanaa	1
Burkina FASO	1	Iraq	1	Peru	1	Zambia	18
Burma	2	Ireland	1	Phillippines	1	Zimbabwe	1
China, Peoples Rep.	40	Israel	5	Portugal	2		
Columbia	12	Italy	1				
						TOTAL OF ALL COUNTRIES INCLUDING CANADA	1,883

Source: University Advancement & Marketing

ALUMNI BY COLLEGE 2016

	<u>Active Alumni</u>	<u>Total Alumni</u>
Arts & Sciences	19,758	24,537
Business	43,445	49,113
Education & Human Services	20,368	21,240
Engineering Technology	32,104	33,621
Health Professions	21,285	21,657
Kendall College of Art & Design	8,438	8,628
Michigan College of Optometry at FSU	2,037	2,091
Pharmacy	7,017	9,633
Professional & Technological Studies	197	197
University College	3,698	3,711
TOTAL	158,347	174,428

Total Donations - Fiscal Year 2016**\$6,345,702**

Numbers may be duplicated if a degree was earned from more than one college.

Active Alumni includes everyone except deceased alumni.

Total Alumni includes deceased alumni.

Source: University Advancement & Marketing

PLACEMENT RATES

<u>Categories</u>	<u>2010-11</u>	<u>2011-12</u>	<u>2012-13</u>	<u>2013-14</u>	<u>2014-15</u>
Placement rate includes graduates who are continuing their education or are employed.	86%	87%	85%	88%	88%
Graduates in the job market who found jobs.	86%	88%	85%	86%	90%
Graduates who found jobs, employed in their field.	75%	79%	75%	89%	78%
Response rate of graduates completing the Graduate Follow-Up Survey.	19%	22%	27%	27%	24%

Respondents who are working and continuing their education concurrently are reported in both of these categories. The placement rate includes individuals only once and does not include those not seeking employment.

<u>Categories</u>	<u>2010-11</u>	<u>2011-12</u>	<u>2012-13</u>	<u>2013-14</u>	<u>2014-15</u>
Associate Degree graduates continuing their education at Ferris State. *	44%	45%	47%	49%	46%

**Based on 4th Day Headcount*

Source: Office of Institutional Research & Testing

RECIPIENTS OF ALUMNI AWARDS

Since 1956, Commencement week activities have included the presentation by the Ferris State University Alumni Association of Distinguished Alumni Awards recognizing exceptional career success and noteworthy fidelity and devotion to the University. Recipients from 1966-2016:

<u>1967</u> Albert F. Cleveland Roy A. Darling James C. Finney, Sr. Willard J. Nash	<u>1977</u> James R. Hess Florence I. Holden Robert J. Norsworthy <u>1978</u> Ruth Gibson Butler Leonard W. Gopp Robert C. Redman <u>1979</u> Peggy A. Frazier Thomas P. Scholler Lee A. Westberg <u>1980</u> E. Elaine Davies Kuno Hammerberg John F. Mangrum <u>1981</u> Alvin L. Burrigide Floyd E. Curtis Avis J. Ericson <u>1982</u> Howard L. Dell Jack M. Newcomb Rena D. Westra <u>1983</u> Douglas W. Call Darnell E. Cole Margaret Ethel Denise Elton "Ott" Gingrich <u>1984</u> Richard C. Andersen Edmund D. Farhat Kenneth J. Hicks <u>1985</u> Jean D. Deupree Arnold L. Johnson Bruce N. Parsons <u>1986</u> Richard L. Antonini Bertil G. Carlson Kenneth L. Cook Jack D. Lewis	<u>1987</u> Roger W. Anderson Maurice Q. Bectel H. Kearney Walters <u>1988</u> Marjorie L. Fleming Gordon E. Kamstra Charles E. Lippert George H. Ryan, Sr. <u>1989</u> Albert J. Coudron Kenneth W. Kirk George J. Menoutas Jerry R. Tubbs <u>1990</u> Philip E. Hoffman Dennis B. Lerner Roger G. Stoll Clinton L. Swinehart <u>1991</u> Darrroll Z. Howard Jane Reagan Jones Kenneth E. McCourt <u>1992</u> Paul E. Boyer Richard E. Hurst Carolyn C. Kilpatrick James Middaugh <u>1993</u> Eugene A. DeFouw Douglas P. Johnson Barbara L. Ottinger Louis M. Sesti <u>1994</u> Joseph C. Barney, Jr. Vernita Burrows R. Thomas Cook Kenneth Hoexum Robert N. Tenney <u>1995</u> William Adrian Jack Bates John Bradac Lawrence Marfechuk Ronald Snead	<u>1996</u> David V. Dellar <u>1997</u> John Wheeler <u>1998</u> Steve Harvey <u>1999</u> Jerry Woodcock <u>2000</u> Daniel F. Niccolai <u>2001</u> Robert S. Buckingham John D. Chinonis Robyn D. Myers Robert K. Scranton <u>2002</u> John C. Bond Joseph J. Corcoran II James B. Meyer <u>2003</u> William J. Buckingham Suzette Compton <u>2004</u> Mark E. Alley Stephen R. Ehardt Dr. Gary Kadlec Richard Sauve <u>2005</u> Dick Dolack Randy Seaman <u>2006</u> Terrence G. Gohl Ken Lawless <u>2007</u> Kurt A. Barrett Emily F. Hancock <u>2008</u> Brian F. Barry Michael J. Bettiga Paul T. Doyle David L. Stickle	<u>2009</u> Ronald Mahoney Tim Moore Mary Jane Thomson <u>2010</u> Raymond Baker Brent Knight James Rhodes Mark Swan John Trestrail III <u>2011</u> Richard L. Antonini II John Matlock Curt McAllister <u>2012</u> Karl Huffman Ron Nichols George Nicolas Terrence Rollins Hazel Seaba Teresa Szymanski <u>2013</u> Terry Berden Mike Suman <u>2014</u> Matthew Bissett Steven London Vivian Pickard Andrew Young <u>2015</u> Denise Beachy David Friar Kenneth Friar Carolyn 'Carrie' Germain Amy Proos <u>2016</u> Kevin Cross Mary Garvelink Matt Nawrocki Jeff Rowe Jon Sprague
--	--	---	--	---

The Pacesetter Award recognizes alumni who have been in the job field up to 13 years with exceptional success. Recipients are:

<u>2002</u> Mechele A. Churchfield Scott M. Mark <u>2003</u> James P. Chenier Mary Lee Pakieser <u>2004</u> Bradley A. Henion Kenneth W. Mance Mathew M. Vivona	<u>2005</u> Mark Guindon Michael Pung <u>2006</u> William Davis Michael Travis <u>2007</u> Keith Guy Barbara Horn Michael Moll Scott Seifferlein	<u>2008</u> Michael J. Oxner <u>2009</u> Scott French Kathy LeMieux Mimi Miles <u>2010</u> James Maher <u>2011</u> Jason Mitchell Ryan Pohl Corey Wiggins	<u>2012</u> Jessica Wortley Adler David Cox Recco Richardson <u>2013</u> Shaun Phillips Heather Schalk Douglas Searles	<u>2014</u> Mark Langowski David Stevens <u>2015</u> Emily Coles Kristian Schroder <u>2016</u> Jonathan Barrera Mikulich Michael Noble
---	---	--	---	---

Source: University Advancement and Marketing

FINANCIAL AID

FINANCIAL AID APPLICANTS & AID AWARDED

Total Eligible, Total Receiving Aid and Aid Totals

Aid Year	Applications Received	Total Fall Undergrads in an Aid Eligible Program	Number of Students Receiving Any Aid	Percent of Total Receiving Any Aid	Fall Undergrads Total Aid
1112	24,988	12,741	10,823	84.9	148,341,000
1213	27,930	12,713	10,863	85.4	147,690,000
1314	27,342	12,651	10,710	84.7	145,216,000
1415	26,150	12,625	10,635	84.2	146,954,000
1516*	24,823	12,553	10,465	83.4	143,091,000
1617**	22,953	12,000	9,948	82.9	136,271,000

Type of Aid Awarded

Aid Year	Pell Grant		Need-Based Aid		Tuition Incentive Program	
	Student Count	Percent of Total	Student Count	Percent of Total	Student Count	Percent of Total
1112	5,646	44.3	8,727	68.5	899	7.1
1213	5,524	43.5	8,603	67.7	1,072	8.4
1314	5,467	43.2	8,387	66.3	1,200	9.5
1415	5,444	43.1	8,159	64.6	1,274	10.1
1516*	5,255	41.9	7,869	62.7	1,412	11.2
1617**	4,710	39.3	7,227	60.2	1,402	11.7

First Generation Students

Aid Year	First Generation College	
	Student Count	Percent of Total
1112	3,671	29
1213	3,538	28
1314	3,474	27
1415	3,417	27
1516*	3,247	26
1617**	2,884	24

*1516 Updated from prior year to include Spring 2016 and Summer 2016 terms.

**1617 Statistics are preliminary and will be finalized next year.

Source: The Financial Aid Office

FINANCIAL AID DISBURSEMENTS 2015-16

Fund Source	Undergraduate		Graduate		Total	
	Student Count	Paid	Student Count	Paid	Student Count	Paid
Federal	9,873	\$96,440,734	897	\$20,036,826	10,770	\$116,477,560
State	2,419	\$10,714,321	5	\$43,524	2,424	\$10,757,845
Institutional *	6,383	\$24,104,355	259	\$1,327,133	6,642	\$25,431,488
Private **	1,599	\$3,643,125	283	\$659,948	1,882	\$4,303,073
Other	1,332	\$12,747,197	88	\$924,849	1,420	\$13,672,046
GRAND TOTAL		\$147,649,732		\$22,992,280		\$170,642,012

* Includes the out of state awards award which, while awarded in the Financial Aid Office is a tuition discount.

** Includes scholarships that students bring with them (e.g. Lion's Club, Boy Scouts, etc.)

STUDENT LOAN DEBT

Graduating Cohort	Student Count	Total Cumulative Loan Debt	Cumulative Federal Loan Debt	Percent Borrowers	Percent Federal Borrowers
2011-2012	1,033	36,930	27,466	81	80
2012-2013	747	37,325	28,600	81	80
2013-2014	773	35,720	28,300	83	82
2014-2015	736	35,660	27,870	82	82
2015-2016	807	35,710	28,400	76	76

Cumulative Loan Debt of Students Graduating with a Bachelor's Degree as reported on the Peterson's Annual Survey of Undergraduate Financial Aid.

Average debt includes only students who borrowed.

Includes only students who entered Ferris as FTIACs, and maintained enrollment until graduation with a first bachelor's degree.

Does not include parent loans.

THREE-YEAR OFFICIAL COHORT DEFAULT RATE

Entered Repayment	Default Rate
Fiscal Year 2011	9.5%
Fiscal Year 2012	7.6%
Fiscal Year 2013	6.3%

Percent of borrowers who defaulted within 3 years of entering repayment (US Dept of Educ)

Source: The Financial Aid Office

BUDGET

**FERRIS STATE UNIVERSITY
FY 2015-16 GENERAL FUND OPERATING BUDGET**

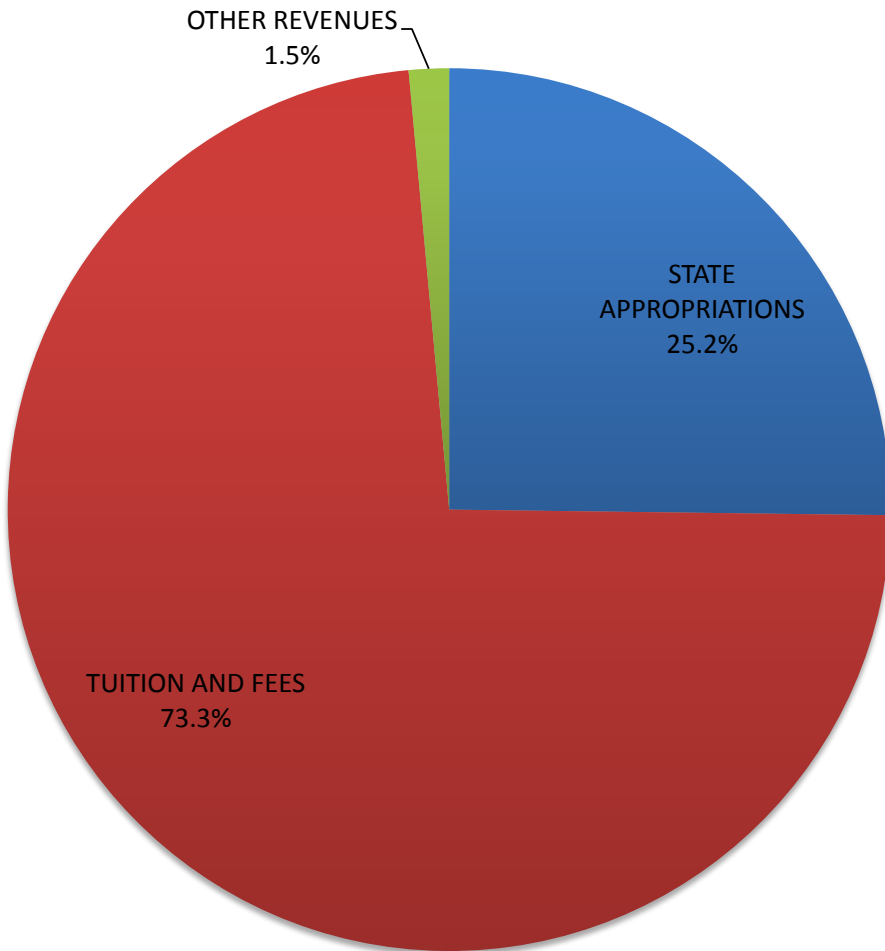
(AMOUNTS IN MILLIONS)

<u>REVENUES</u>	<u>FY 2015-16 OPERATING BUDGET</u>
STATE APPROPRIATIONS	
OPERATIONS	\$50.4
MPSERS	\$0.9
TUITION/FEES	\$159.2
OTHER REVENUES	\$3.0
<i>TOTAL REVENUE</i>	<hr style="width: 100%; border: 0.5px solid black;"/> <i>\$213.5</i>
<u>EXPENDITURES</u>	
COMPENSATION	\$149.3
OPERATING EXPENSE	\$41.5
STUDENT ASSISTANCE	\$22.7
<i>TOTAL EXPENDITURES</i>	<hr style="width: 100%; border: 0.5px solid black;"/> <i>\$213.5</i>
 REVENUE/EXPENDITURE NET	 \$0

Source: Office of Budgetary Planning & Analysis, General Fund Operating Budget FY- 15/16

**FERRIS STATE UNIVERSITY
REVENUE SUMMARY**
(AMOUNTS IN MILLIONS)

	AMOUNT	PERCENT
STATE APPROPRIATIONS	\$53.2	25.2%
TUITION AND FEES	\$154.8	73.3%
OTHER REVENUES	<u>\$3.1</u>	<u>1.5%</u>
TOTAL	\$211.1	100%

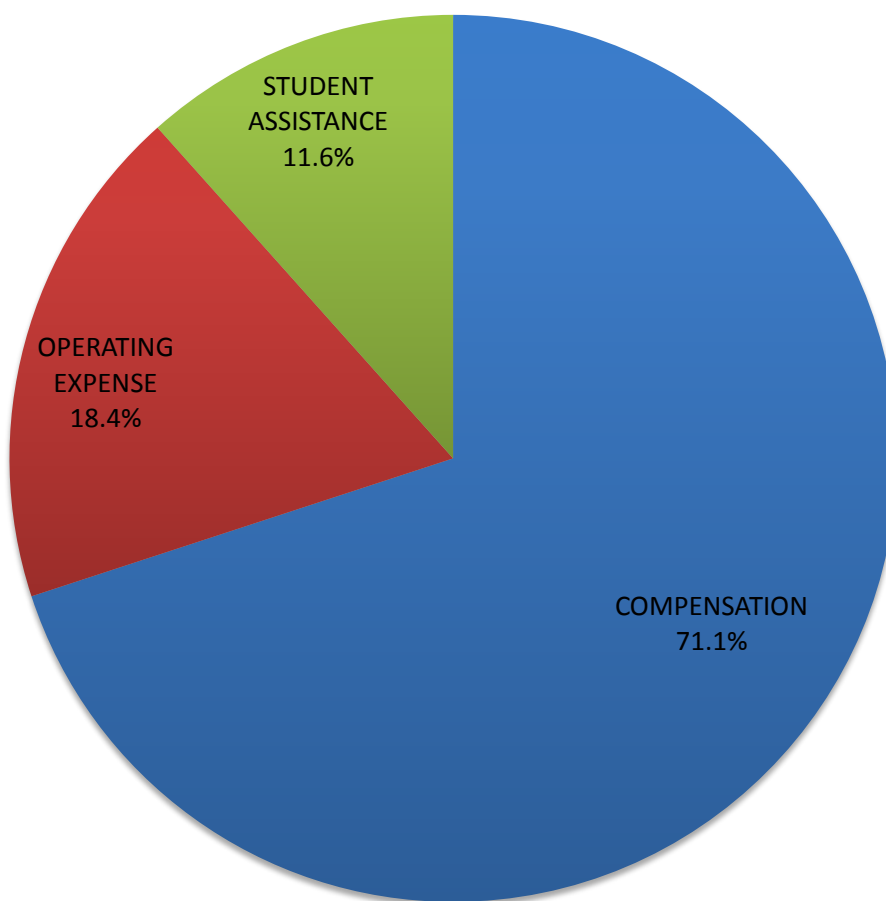


Source: Office of Budgetary Planning & Analysis, General Fund Operating Budget FY- 16/17

**FERRIS STATE UNIVERSITY
EXPENDITURE SUMMARY**

(AMOUNTS IN MILLIONS)

	AMOUNT	PERCENT
COMPENSATION	\$147.7	70.0%
OPERATING EXPENSE	\$38.9	18.4%
STUDENT ASSISTANCE	<u>\$24.5</u>	<u>11.6%</u>
TOTAL	\$211.1	100%



Source: Office of Budgetary Planning & Analysis, General Fund Operating Budget FY- 16/17

FACILITIES

**FERRIS STATE UNIVERSITY
PLANT OPERATIONAL SERVICES
STATEMENT OF FACILITIES AT THE BIG RAPIDS CAMPUS**

# OF BUILDINGS	GENERAL FUNDED FACILITIES	SQUARE FEET	CUBIC FEET	YR CONSTRUCTED/IMPROVED
1.00	ALUMNI BUILDING	34,600	510,000	1929
1.00	ARTS/SCIENCE COMMONS	79,259	1,054,984	1996-99
1.00	AUTOMOTIVE CENTER	77,000	1,235,400	1956-88
1.00	BISHOP HALL	50,900	480,600	1968-87
1.00	BUSINESS BUILDING	90,600	700,000	1970
1.00	CARRILON TOWER	100	4,900	1968
1.00	CREATIVE ARTS	7,200	93,900	1965
1.00	DEPARTMENT OF PUBLIC SAFETY	400	3,200	1959-83-99-03
1.00	ELASTOMER/PLASTICS CENTER	43,392	510,555	1987-99
0.67	EWIGLEBEN SPORTS COMPLEX	76,600	1,280,806	1974-82-99
1.00	FLITE LIBRARY	173,484	2,081,800	2001
1.00	GENERAL SERVICES ANNEX	15,282	320,922	2005
1.00	GENERAL SERVICES BUILDING	28,571	518,885	1984-88-05
3.00	GENERAL SERVICES GROUNDS	7,232	80,856	1979-06
1.00	GRANGER CENTER (CTC)	75,298	1,358,200	1962-03
0.50	HEALTH CENTER (50%)	9,200	91,250	1959-67
1.00	HEAVY EQUIPMENT TECHNOLOGY	52,000	1,188,000	1987
1.00	INSTRUCTIONAL RESOURCE CENTER	61,425	683,800	1969-2008
1.00	JOHNSON HALL	33,600	328,600	1959
1.00	MCKESSY BARN	2,000	36,000	1989
1.00	MCKESSY HOUSE	2,800	23,000	1989-97
1.00	MICHIGAN COLLEGE OF OPTOMETRY	86,104	11,193,520	2010
1.00	MUSIC CENTER	10,000	137,900	1962
1.00	NORTH STORAGE FACILITY	10,711	152,900	2001
1.00	PHARMACY BUILDING	62,200	1,214,300	1972
1.00	POWER PLANT	19,900	421,900	1955-88
1.00	PRAKKEN BUILDING	42,100	503,900	1952
1.00	SCIENCE BUILDING	109,148	1,697,000	1955-67-97-99
1.00	SCIENCE CHILLER COMPLEX	3,200	57,600	2010
1.00	STARR BUILDING	86,400	1,607,200	1962-96
1.00	STUDENT RECREATION CENTER	116,051	2,397,416	1962-99
1.00	SWAN BUILDING	133,680	1,706,200	1966-88-2004
1.00	TIMME CRT FOR STUDENT SERVICES	59,179	752,227	1967-02
1.00	TOP TAGGART WHEELER PAVILION	10,593	152,000	2001
1.00	VFS ALLIED HEALTH BUILDING	67,400	1,493,800	1979
1.00	WEST BUILDING	23,700	292,500	1952-85
1.00	WEST COMMONS	19,800	269,300	1968
38.17	TOTAL GENERAL FUNDED	1,781,109	36,635,321	

Source: Plant Operational Services (9/29/2016)

FACILITIES

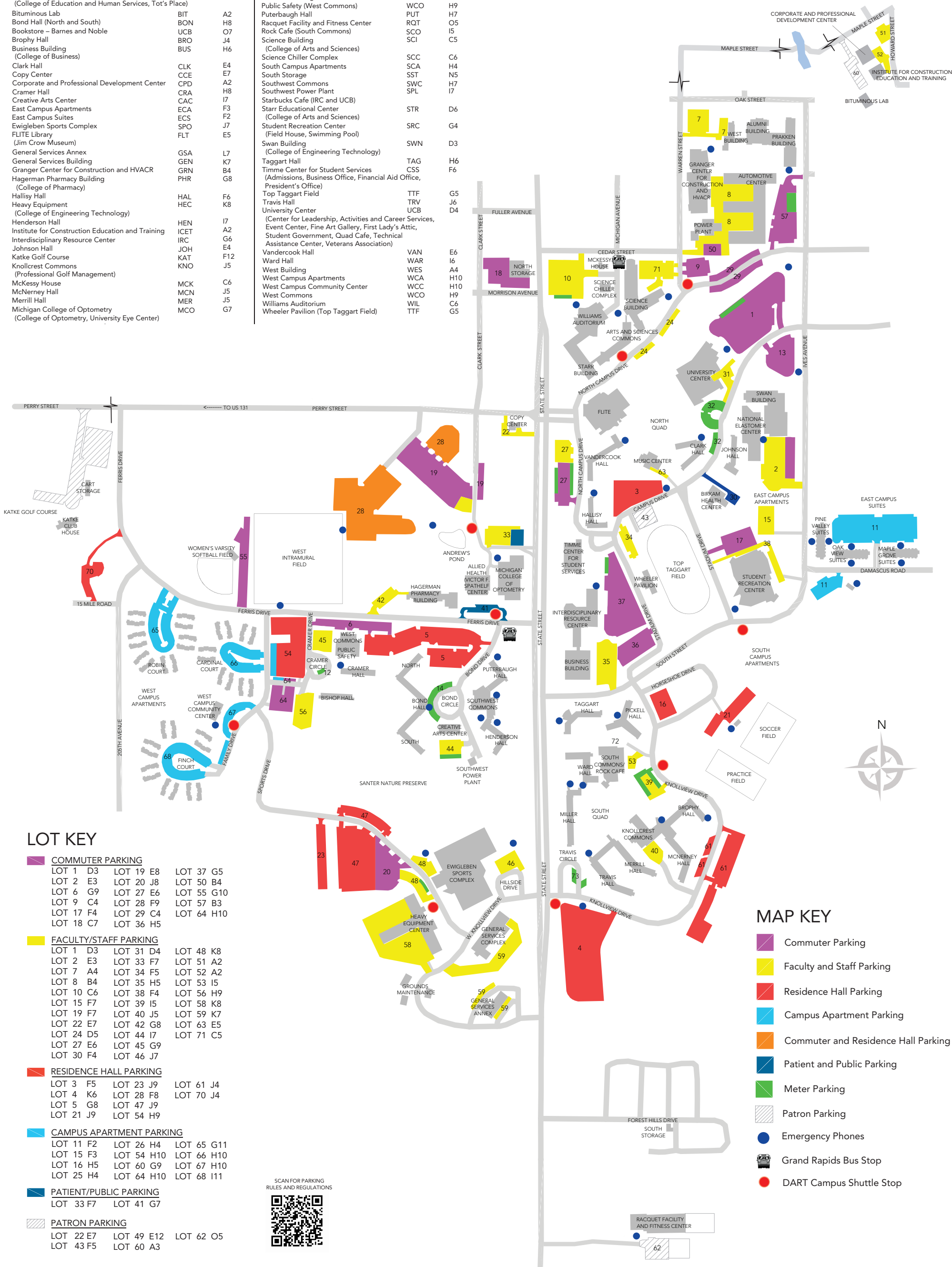
**FERRIS STATE UNIVERSITY
PLANT OPERATIONAL SERVICES
STATEMENT OF FACILITIES AT THE BIG RAPIDS CAMPUS**

# OF BUILDINGS	NON-GENERAL FUNDED FACILITIES	SQUARE FEET	CUBIC FEET	YR CONSTRUCTED/IMPROVED
2.00	BOND HALL	90,500	820,400	1966
1.00	BROPHY HALL	47,000	482,750	1962
1.00	CLARK HALL	41,500	360,900	1960
1.00	COPY CENTER PERRY STREET	2,070	30,015	2006
3.00	CORPORATE & PROF DEVELOP CTR	16,836	192,612	1985-87
1.00	CRAMER HALL	91,700	824,700	1969
3.00	EAST CAMPUS SUITES	107,910	971,190	2011
1.00	HALLISY HALL	44,700	406,000	1958
0.50	HEALTH CENTER (50%)	9,200	91,250	1959-67
1.00	HENDERSON HALL	44,900	405,500	1965
0.33	ICE ARENA	69,460	980,570	1974-99
1.00	KATKE GOLF CART STORAGE	2,800	27,600	1984
1.00	KATKE GOLF CLUB HOUSE	5,700	57,000	2000
1.00	KATKE GOLF MAINTENANCE BLD.	3,200	44,800	1974
1.00	KNOLLCREST COMMONS	11,094	292,860	1961
1.00	MCNERNEY HALL	47,000	482,750	1962
1.00	MERRILL HALL	51,700	515,050	1961
1.00	MILLER HALL	47,382	444,245	1963
1.00	PICKELL HALL	50,400	468,600	1964
1.00	PUTERBAUGH HALL	46,400	436,400	1965
1.00	RACQUET BALL FACILITY	50,884	1,244,000	1980-87-01
1.00	SOUTH COMMONS ROCK	34,020	418,937	1963-64-94-09
1.00	SOUTHWEST COMMONS	19,500	253,600	1965-86
1.00	SOUTHWEST POWER PLANT	2,200	33,200	1964
1.00	TAGGART HALL	47,800	450,600	1964
1.00	TRAVIS HALL	51,700	515,050	1961
1.00	UNIVERSITY CENTER	142,779	1,443,705	2015
1.00	VANDERCOOK HALL	41,500	386,350	1957-98
1.00	WARD HALL	41,320	407,260	1963
34.00	WEST CAMPUS APTS.	267,944	5,419,036	1995; 2016
1.00	WEST CAMPUS COMMUNITY BLDG.	5,785	52,000	1996
1.00	WOMEN'S SOFTBALL FACILITY	1,008	25,200	2001
68.83	TOTAL NON-GENERAL FUNDED	1,537,892	18,984,130	
107.00	GRAND TOTAL	3,319,001	55,619,451	

Source: Plant Operational Services (9/29/2016)

BUILDING KEY

BUILDING NAME	CODE	LOCATION	BUILDING NAME	CODE	LOCATION
Allied Health (Victor F. Spathef Center, College of Health Professions)	VFS	G7	Miller Hall	MIL	J6
Alumni Building	ALU	A3	Music Activities Center	MUS	E5
Arts and Sciences Commons (College of Arts and Sciences)	ASC	D5	National Elastomer Center (College of Engineering Technology)	NEC	E4
Automotive Center (College of Engineering Technology)	AUT	B4	North Storage	NST	C7
Birkam Health Center	BHC	F4	Pickell Hall (Honors Program)	PIC	H5
Bishop Hall (College of Education and Human Services, Tot's Place)	BIS	H9	Power Plant	POW	B4
Bituminous Lab	BIT	A2	Prakken Building	PRK	A3
Bond Hall (North and South)	BON	H8	Public Safety (West Commons)	WCO	H9
Bookstore - Barnes and Noble	UCB	O7	Puterbaugh Hall	PUT	H7
Brophy Hall	BRO	J4	Racquet Facility and Fitness Center	RQT	O5
Business Building (College of Business)	BUS	H6	Rock Cafe (South Commons)	SCO	I5
Clark Hall	CLK	E4	Science Building (College of Arts and Sciences)	SCI	C5
Copy Center	CCE	E7	Science Chiller Complex	SCC	C6
Corporate and Professional Development Center	CPD	A2	South Campus Apartments	SCA	H4
Cramer Hall	CRA	H8	South Storage	SST	N5
Creative Arts Center	CAC	I7	Southwest Commons	SWC	H7
East Campus Apartments	ECA	F3	Southwest Power Plant	SPL	I7
East Campus Suites	ECS	F2	Starbucks Cafe (IRC and UCB)	STR	D6
Ewigleben Sports Complex	SPO	J7	Starr Educational Center (College of Arts and Sciences)	STR	D6
FLITE Library (Jim Crow Museum)	FLT	E5	Student Recreation Center (Field House, Swimming Pool)	SRC	G4
General Services Annex	GSA	L7	Swan Building (College of Engineering Technology)	SWN	D3
General Services Building	GEN	K7	Taggart Hall	TAG	H6
Granger Center for Construction and HVACR	GRN	B4	Timme Center for Student Services (Admissions, Business Office, Financial Aid Office, President's Office)	CSS	F6
Hagerman Pharmacy Building (College of Pharmacy)	PHR	G8	Top Taggart Field	TTF	G5
Hallisy Hall	HAL	F6	Travis Hall	TRV	J6
Heavy Equipment (College of Engineering Technology)	HEC	K8	University Center (Center for Leadership, Activities and Career Services, Event Center, Fine Art Gallery, First Lady's Attic, Student Government, Quad Cafe, Technical Assistance Center, Veterans Association)	UCB	D4
Henderson Hall	HEN	I7	Vandercook Hall	VAN	E6
Institute for Construction Education and Training	ICET	A2	Ward Hall	WAR	I6
Interdisciplinary Resource Center	IRC	G6	West Building	WES	A4
Johnson Hall	JOH	E4	West Campus Apartments	WCA	H10
Katke Golf Course	KAT	F12	West Campus Community Center	WCC	H10
Knollcrest Commons (Professional Golf Management)	KNO	J5	West Commons	WCO	H9
McKessy House	MCK	C6	Williams Auditorium	WIL	C6
McNerney Hall	MCN	J5	Wheeler Pavilion (Top Taggart Field)	TTF	G5
Merrill Hall	MER	J5			
Michigan College of Optometry (College of Optometry, University Eye Center)	MCO	G7			



LOT KEY

	COMMUTER PARKING	LOT 1 D3	LOT 19 E8	LOT 37 G5
	FACULTY/STAFF PARKING	LOT 2 E3	LOT 20 J8	LOT 50 B4
	RESIDENCE HALL PARKING	LOT 6 G9	LOT 27 E6	LOT 55 G10
	CAMPUS APARTMENT PARKING	LOT 9 C4	LOT 28 F9	LOT 57 B3
	PATIENT/PUBLIC PARKING	LOT 17 F4	LOT 29 C4	LOT 64 H10
	METER PARKING	LOT 18 C7	LOT 36 H5	
	PATRON PARKING	LOT 1 D3	LOT 31 D4	LOT 48 K8
	EMERGENCY PHONES	LOT 2 E3	LOT 33 F7	LOT 51 A2
	GRAND RAPIDS BUS STOP	LOT 7 A4	LOT 34 F5	LOT 52 A2
	DART CAMPUS SHUTTLE STOP	LOT 8 B4	LOT 35 H5	LOT 53 I5
		LOT 10 C6	LOT 38 F4	LOT 56 H9
		LOT 15 F7	LOT 39 I5	LOT 58 K8
		LOT 19 F7	LOT 40 J5	LOT 59 K7
		LOT 22 E7	LOT 42 G8	LOT 63 E5
		LOT 24 D5	LOT 44 I7	LOT 71 C5
		LOT 27 E6	LOT 45 G9	
		LOT 30 F4	LOT 46 J7	
		LOT 3 F5	LOT 23 J9	LOT 61 J4
		LOT 4 K6	LOT 28 F8	LOT 70 J4
		LOT 5 G8	LOT 47 J9	
		LOT 21 J9	LOT 54 H9	
		LOT 11 F2	LOT 26 H4	LOT 65 G11
		LOT 15 F3	LOT 54 H10	LOT 66 H10
		LOT 16 H5	LOT 60 G9	LOT 67 H10
		LOT 25 H4	LOT 64 H10	LOT 68 I11
		LOT 22 E7	LOT 49 E12	LOT 62 O5
		LOT 43 F5	LOT 60 A3	



MAP KEY

- Commuter Parking
- Faculty and Staff Parking
- Residence Hall Parking
- Campus Apartment Parking
- Commuter and Residence Hall Parking
- Patient and Public Parking
- Meter Parking
- Patron Parking
- Emergency Phones
- Grand Rapids Bus Stop
- DART Campus Shuttle Stop

Driving Directions to Big Rapids Campus

Driving from East (Detroit): Take I-96 West to Grand Rapids. Take US-131 North to Big Rapids, Exit 139. Turn right and follow Perry Street 1.7 miles to the last stop light which is State Street (Business Loop-131). Proceed straight through the stoplight into the main campus.

Driving from East (Flint): Take I-69 West to Lansing. Take I-96 West to Grand Rapids. Take US-131 North to Big Rapids, Exit 139. Turn right and follow Perry Street 1.7 miles to the last stop light which is State Street (Business Loop-131). Proceed straight through the stoplight into the main campus.

Driving from East (Mt. Pleasant): Take M-20 West to Big Rapids, turn south (left) on State Street. Follow State Street (which is Business Loop-131) and stay in the left lane. You will drive past Burger King (which is on your right). Turn left at the next stoplight (Perry Street), which is the main entrance to campus.

Driving from North (Cadillac): US-131 South to Big Rapids, Exit 139. Turn left and follow Perry Street 1.7 miles to the last stop light which is State Street (Business Loop-131). Proceed straight through the stoplight into the main campus.

Driving from North (Old US-131): Continue on Old US-131 (which is State Street), stay in the left lane. You will drive past Burger King (which is on your right). Turn left at the next stoplight (Perry Street), which is the main entrance to campus.

Driving from South (Grand Rapids and Kalamazoo): US-131 North to Big Rapids, Exit 139. Turn right and follow Perry Street 1.7 miles to the last stop light which is State Street (Business Loop-131). Proceed straight through the stoplight into the main campus.

Driving from West: Take M-20 East to Stanwood and then US-131 North to Big Rapids, exit 139. Turn right and follow Perry Street 1.7 miles to the last stop light which is State Street (Business Loop-131). Proceed straight through the stoplight into the main campus.

MICHIGAN PUBLIC
UNIVERSITIES

ENROLLMENT MICHIGAN PUBLIC UNIVERSITIES

	<u>Fall 2012</u>	<u>Fall 2013</u>	<u>Fall 2014</u>	<u>Fall 2015</u>	<u>Fall 2016*</u>
Central Michigan University	27,693	26,902	27,069	26,968	26,080
Eastern Michigan University	23,547	23,477	22,261	21,634	21,105
Ferris State University	14,533	14,707	14,600	14,715	14,187
Grand Valley State University	24,654	24,477	25,094	25,325	25,460
Lake Superior State University	2,545	2,422	2,260	2,142	2,229
Michigan State University	48,906	49,343	50,085	50,543	50,344
Michigan Tech University	6,947	6,979	7,140	7,242	7,270
Northern Michigan University	9,159	8,879	8,781	8,303	7,750
Oakland University	19,740	20,169	20,004	20,261	20,012
Saginaw Valley State University	10,552	10,245	9,829	9,766	9,165
University of Michigan - Ann Arbor	43,426	43,710	43,625	43,651	44,718
University of Michigan - Dearborn	9,083	9,003	9,193	9,083	9,131
University of Michigan - Flint	8,289	8,555	8,574	8,470	8,044
Wayne State University	28,938	27,897	27,578	27,222	27,326
Western Michigan University	24,598	24,294	23,914	23,556	23,252

Note: Fall numbers are from MASU Enrollment Report. Fall 2012-Fall 2015 were updated to match MASU Enrollment Report.

*Enrollment numbers are Preliminary and will be finalized next year.

Source: Budget Office

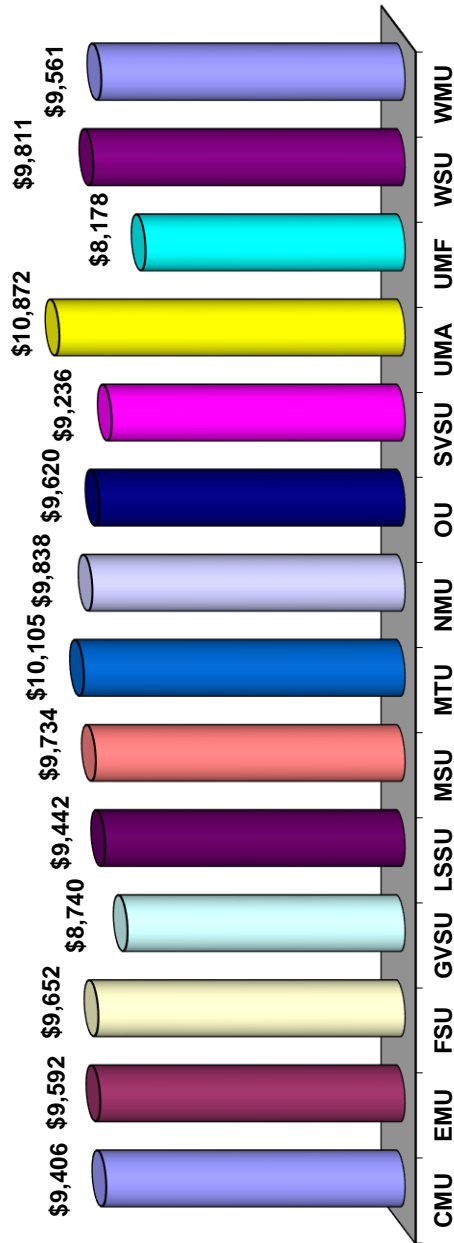
**BUDGETARY PLANNING AND ANALYSIS
SUMMARY OF 2016-17 TUITION/FEEES AND ROOM/BOARD
MICHIGAN PUBLIC UNIVERSITIES**

	<u>FY-17 TUITION</u>	<u>TUITION RANK</u>	<u>FY-17 ROOM & BOARD</u>	<u>ROOM & BOARD RANK</u>	<u>FY-17 TOTAL COST</u>	<u>TOTAL COST RANK</u>
Central Michigan	\$12,150	4	\$9,406	11	\$21,556	5
Eastern Michigan	\$11,559	9	\$9,592	8	21,151	9
Ferris State	\$11,760	8	\$9,652	6	21,412	6
Grand Valley	\$11,520	10	\$8,740	13	20,260	11
Lake Superior	\$11,214	12	\$9,442	10	20,656	10
Michigan State	\$14,115	3	\$9,734	5	23,849	3
Michigan Tech	\$14,634	1	\$10,105	2	24,739	2
Northern Michigan	\$10,012	14	\$9,838	3	19,850	12
Oakland	\$11,970	6	\$9,620	7	21,590	4
Saginaw Valley	\$9,345	15	\$9,236	12	18,581	14
University of Michigan	\$14,402	2	\$10,872	1	25,274	1
UM - Dearborn	\$12,032	5	\$0	N/A	N/A	N/A
UM - Flint	\$10,884	13	\$8,178	14	19,062	13
Wayne State	\$11,448	11	\$9,811	4	21,259	8
Western Michigan	\$11,793	7	\$9,561	9	21,354	7
UNWEIGHTED AVERAGE	11,923		9,556		21,471	

Note: FTIAC rates.

Source: President's Council, State Universities of Michigan

Annual Room and Board Costs FY 2017




Five Year Trend

	FY '13	FY '14	FY '15	FY '16	FY '17
CMU	\$8,376	\$8,544	\$8,780	9,088	9,406
EMU	8,286	8,286	8,940	9,344	9,592
FSU	8,744	8,910	9,168	9,434	9,652
GVSU	7,920	8,080	8,200	8,360	8,740
LSSU	8,481	8,728	8,987	9,290	9,442
MSU	8,476	8,806	9,154	9,474	9,734
MTU	8,865	9,175	9,516	9,857	10,105
NMU	8,404	8,696	8,954	9,286	9,838
OU	8,207	8,576	8,895	9,250	9,620
SVSU	7,980	8,190	8,400	8,600	9,236
UMA	9,752	9,966	10,246	10,554	10,872
UMF	7,506	7,703	7,911	9,527	8,178
WSU	8,950	9,264	9,713	9,713	9,811
WMU	8,414	8,687	8,943	9,238	9,561

Source: Office of Budgetary Planning & Analysis/President's Council Tuition & Fees Report

Annual Tuition and Required Fees FY 2017



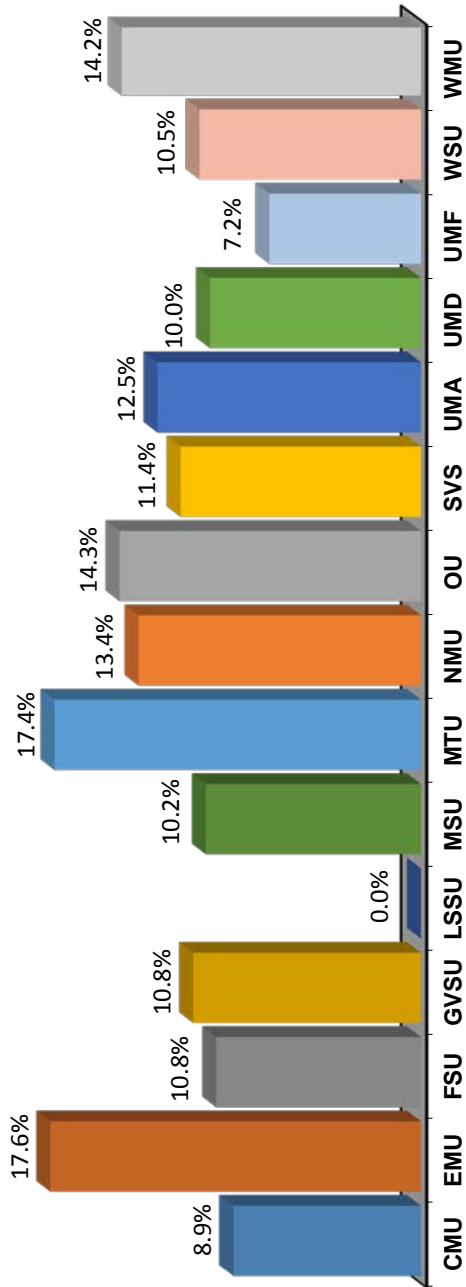
Five Year Trend

	FY '13	FY '14	FY '15	FY '16	FY '17
CMU	\$10,950	\$11,220	\$11,550	11,850	12,150
EMU	9,026	9,364	9,663	10,417	11,559
FSU	10,710	10,950	11,190	11,460	11,760
GVSU	10,078	10,454	10,752	11,078	11,520
LSSU	9,890	10,210	10,498	10,767	11,214
MSU	12,675	12,915	13,252	13,612	14,115
MTU	13,353	13,728	14,040	14,286	14,634
NMU	8,709	9,037	9,559	9,860	10,012
OU	10,230	10,613	10,613	11,513	11,970
SVSU	8,120	8,423	8,691	8,969	9,345
UMA	12,994	13,142	13,486	13,856	14,402
UMD	10,250	10,614	10,952	13,856	14,402
UMF	9,514	9,844	10,138	10,458	10,884
WSU	10,190	11,094	11,448	11,814	11,448
WMU	10,282	10,655	10,985	11,329	11,793

Note: Based on FTIAC Tuition Rates

Source: Office of Budgetary Planning & Analysis/ President's Council Tuition & Fees Report

Financial Aid as a Percent of Total General Fund Spending FY 2016

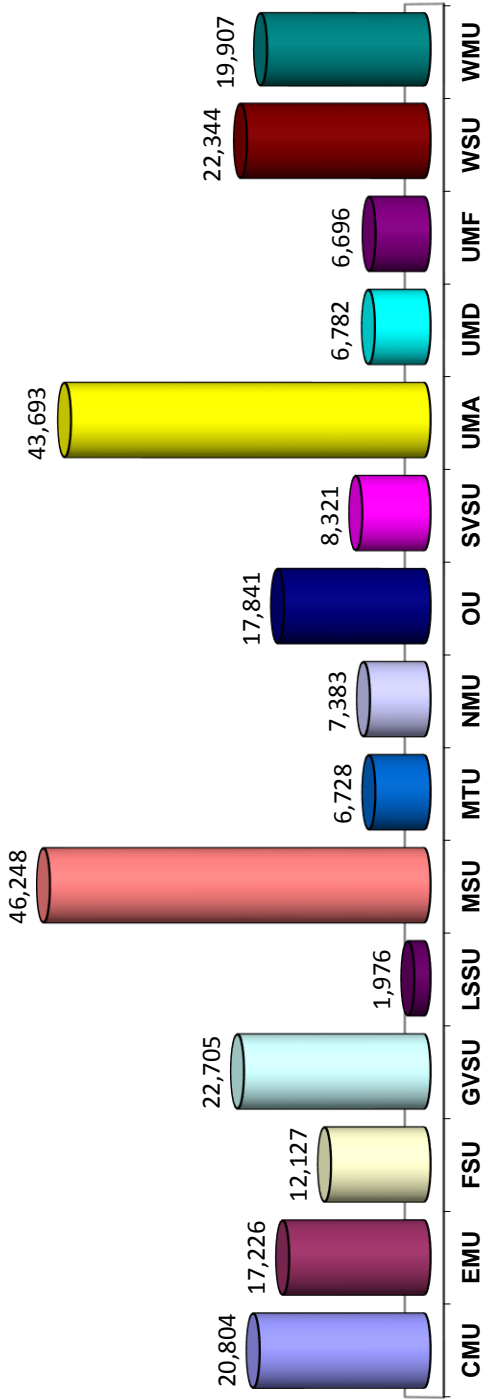


Five Year Trend

	FY '12	FY '13	FY '14	FY '15	FY '16
CMU	8.6%	8.4%	7.5%	7.8%	8.9%
EMU	11.6%	13.4%	14.4%	15.5%	17.6%
FSU	9.6%	9.5%	9.5%	10.1%	9.7%
GVSU	9.8%	11.0%	10.8%	10.7%	10.8%
LSSU	12.3%	13.2%	13.9%	14.6%	0.0%
MSU	10.1%	9.8%	9.7%	9.9%	10.2%
MTU	16.8%	17.0%	17.5%	18.2%	17.4%
NMU	13.9%	12.9%	13.5%	14.5%	13.4%
OU	10.6%	12.6%	14.4%	14.2%	14.3%
SVSU	10.1%	11.0%	11.5%	12.2%	11.4%
UMA	12.2%	12.2%	12.5%	13.3%	12.5%
UMD	8.2%	10.5%	10.1%	10.5%	10.0%
UMF	6.7%	6.5%	7.2%	6.7%	7.2%
WSU	10.1%	10.8%	10.6%	12.7%	10.5%
WMU	14.4%	14.3%	14.2%	14.3%	14.2%

Source: Office of Budgetary Planning & Analysis

Full Year-Equated Students FY 2016




Five Year Trend

	FY '12	FY '13	FY '14	FY '15	FY '16
CMU	22,510	21,694	20,891	21,278	20,804
EMU	18,434	18,358	18,358	17,493	17,226
FSU	12,217	12,206	12,141	12,134	12,127
GVSU	22,347	22,271	22,181	22,446	22,705
LSSU	2,418	2,238	2,174	2,113	1,976
MSU	44,738	45,446	45,959	46,138	46,248
MTU	6,378	6,135	6,474	6,501	6,728
NMU	8,568	8,257	8,031	7,716	7,383
OU	16,319	16,699	17,088	17,409	17,841
SVSU	9,190	9,025	8,824	8,540	8,321
UMA	42,918	43,761	43,832	43,817	43,693
UMD	6,669	6,687	6,648	6,738	6,782
UMF	6,732	6,760	6,895	6,904	6,696
WSU	23,873	23,301	22,643	22,444	22,344
WMU	21,603	20,978	20,593	20,318	19,907

Source: Office of Budgetary Planning & Analysis

Instruction as a Percent of Total General Fund Spending FY 2016

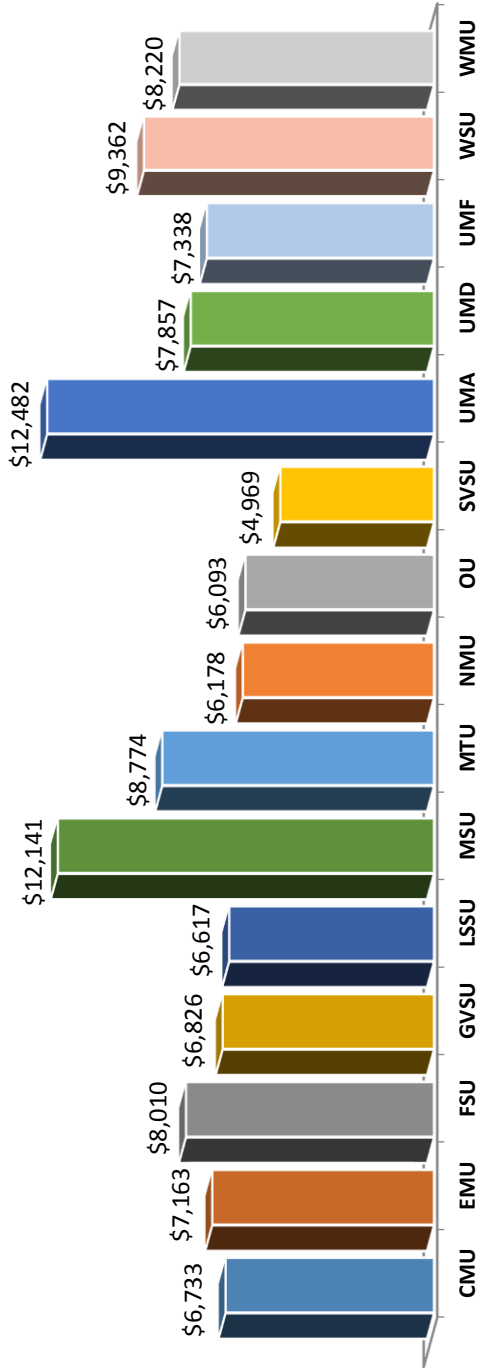


Five Year Trend

	FY '12	FY '13	FY '14	FY '15	FY '16
CMU	40.5%	41.8%	41.7%	37.9%	39.8%
EMU	44.9%	43.0%	42.5%	42.8%	41.9%
FSU	43.9%	44.1%	43.3%	44.6%	45.0%
GVSU	42.4%	43.3%	43.0%	41.9%	41.7%
LSSU	35.4%	32.5%	29.9%	31.0%	43.8%
MSU	44.2%	41.3%	42.5%	43.3%	43.7%
MTU	34.2%	35.4%	31.2%	33.5%	33.1%
NMU	38.9%	36.9%	38.9%	36.0%	36.5%
OU	38.8%	39.2%	38.5%	37.6%	36.1%
SVSU	35.4%	30.2%	34.7%	34.3%	33.7%
UMA	29.6%	29.3%	29.3%	29.6%	30.1%
UMD	44.2%	42.0%	41.7%	41.2%	39.6%
UMF	42.8%	41.5%	41.1%	42.2%	41.4%
WSU	37.7%	37.0%	37.2%	42.9%	35.6%
WMU	42.6%	42.0%	42.3%	41.6%	42.4%

Source: Office of Budgetary Planning & Analysis

Instructional Cost (Spending) per Student FY 2016

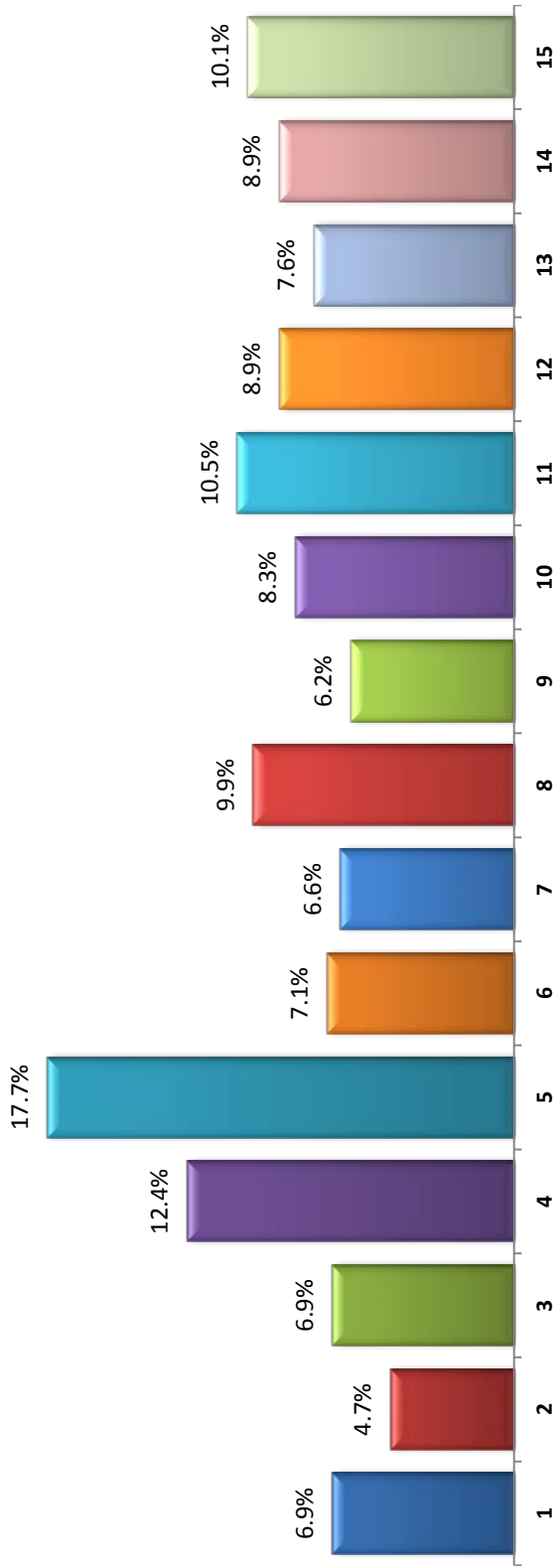


Five Year Trend

	FY '12	FY '13	FY '14	FY '15	FY '16
CMU	\$5,660	\$6,063	\$6,551	\$6,382	\$6,733
EMU	\$6,776	\$6,599	\$6,595	\$6,982	\$7,163
FSU	\$6,308	\$7,041	\$7,121	\$7,734	\$8,010
GVSU	\$5,860	\$6,283	\$6,504	\$6,635	\$6,826
LSSU	\$5,231	\$5,082	\$4,929	\$5,570	\$6,617
MSU	\$10,332	\$10,208	\$11,062	\$11,559	\$12,141
MTU	\$8,684	\$9,390	\$9,048	\$9,172	\$8,774
NMU	\$5,008	\$5,464	\$6,084	\$5,858	\$6,178
OU	\$5,414	\$5,603	\$5,763	\$5,974	\$6,093
SVSU	\$4,193	\$4,368	\$4,569	\$4,794	\$4,969
UMA	\$11,267	\$11,439	\$11,720	\$11,902	\$12,482
UMD	\$7,343	\$7,500	\$7,643	\$7,897	\$7,857
UMF	\$5,756	\$6,019	\$6,348	\$6,864	\$7,338
WSU	\$9,011	\$9,295	\$9,630	\$9,962	\$9,362
WMU	\$6,694	\$7,051	\$7,579	\$7,666	\$8,220

Source: Office of Budgetary Planning & Analysis

Plant Spending as a Percent of Total General Fund Spending FY 2016

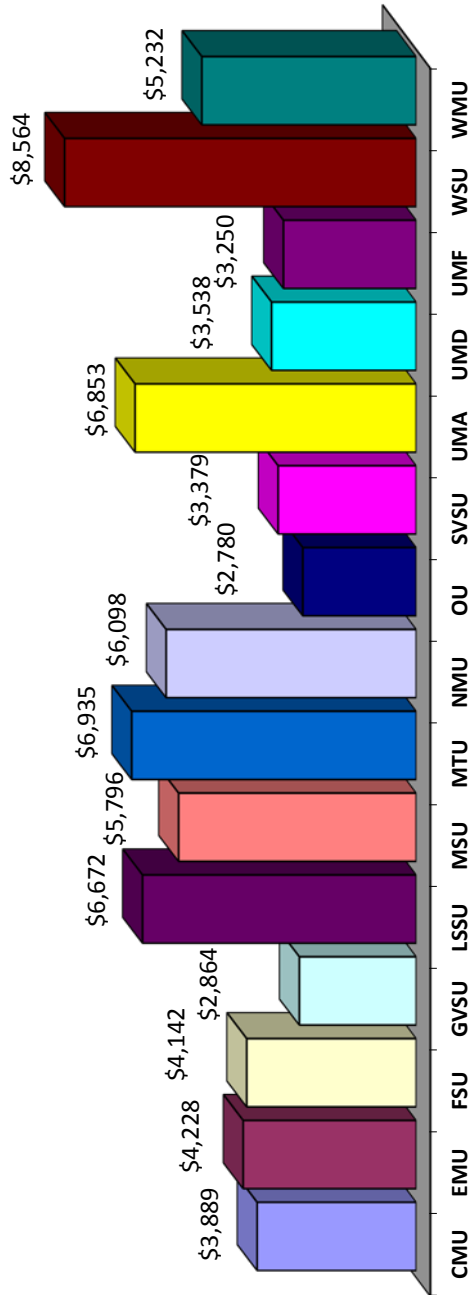


Five Year Trend

	FY '12	FY '13	FY '14	FY '15	FY '16
CMU	7.2%	7.2%	7.1%	6.6%	6.9%
EMU	5.2%	5.2%	5.1%	5.0%	4.7%
FSU	5.7%	7.2%	7.0%	6.8%	6.9%
GVSU	12.9%	19.1%	16.5%	11.1%	12.4%
LSSU	14.0%	13.6%	14.6%	13.9%	17.7%
MSU	9.3%	8.0%	8.3%	7.6%	7.1%
MTU	7.3%	7.4%	7.6%	6.7%	6.6%
NMU	10.4%	9.2%	10.1%	9.7%	9.9%
OU	6.9%	6.9%	6.9%	6.5%	6.2%
SVSU	8.6%	8.9%	9.4%	8.6%	8.3%
UMA	12.5%	11.2%	11.0%	10.9%	10.5%
UMD	9.3%	10.3%	10.3%	9.4%	8.9%
UMF	10.0%	9.3%	8.4%	8.0%	7.6%
WSU	9.3%	9.7%	9.4%	5.3%	8.9%
WMU	10.6%	10.1%	9.9%	9.9%	10.1%

Source: Office of Budgetary Planning & Analysis

State Appropriations per FYES FY 2016

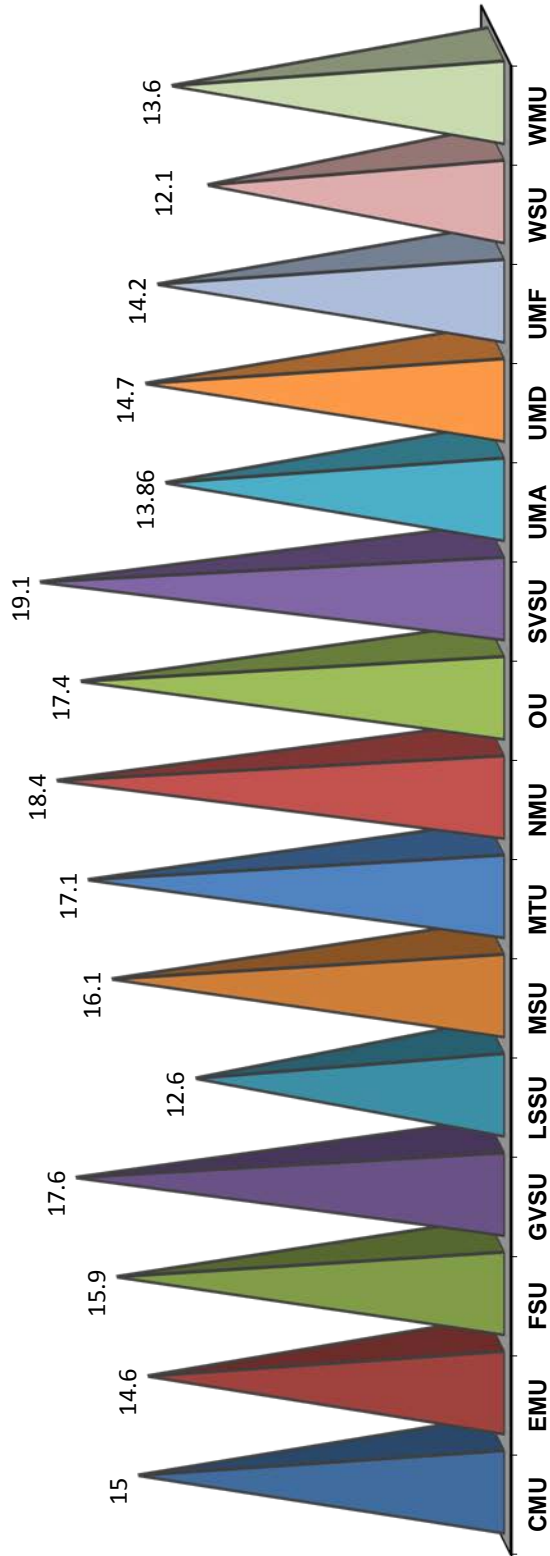


Five Year Trend

	FY '12	FY '13	FY '14	FY '15	FY '16
CMU	\$3,026	\$3,279	\$3,520	\$3,718	\$3,889
EMU	\$3,505	\$3,624	\$3,665	\$4,103	\$4,228
FSU	\$3,382	\$3,632	\$3,759	\$4,045	\$4,142
GVSU	\$2,357	\$2,489	\$2,607	\$2,813	\$2,864
LSSU	\$4,462	\$5,382	\$5,626	\$6,049	\$6,672
MSU	\$5,390	\$5,392	\$5,431	\$5,731	\$5,796
MTU	\$6,387	\$6,940	\$6,715	\$7,064	\$6,935
NMU	\$4,478	\$4,948	\$5,198	\$5,738	\$6,098
OU	\$2,644	\$2,693	\$2,672	\$2,778	\$2,780
SVSU	\$2,539	\$2,843	\$2,945	\$3,233	\$3,379
UMA	\$6,263	\$6,265	\$6,371	\$6,737	\$6,853
UMD	\$3,151	\$3,325	\$3,386	\$3,516	\$3,538
UMF	\$2,639	\$2,888	\$2,892	\$3,091	\$3,250
WSU	\$7,649	\$7,871	\$8,099	\$8,489	\$8,564
WMU	\$4,313	\$4,551	\$4,724	\$5,057	\$5,232

Source: Office of Budgetary Planning & Analysis

Student-to-Faculty Ratio FY 2016



Five Year Trend

	FY '12	FY '13	FY '14	FY '15	FY '16
CMU	15.2	16.8	15.8	16.6	15.0
EMU	16.1	17.3	15.6	14.1	14.6
FSU	15.9	16.1	16.2	16.0	15.9
GVSU	18.2	17.9	17.8	17.5	17.6
LSSU	14.4	13.7	16.5	12.2	12.6
MSU	12.8	18.2	18.3	17.8	16.1
MTU	12.1	15.3	16.1	16.3	17.1
NMU	20.0	18.6	21.0	18.3	18.4
OU	19.3	18.9	18.8	18.6	17.4
SVSU	20.4	18.9	20.2	20.1	19.1
UMA	11.1	14.9	14.7	14.4	13.9
UMD	15.1	14.9	14.8	14.6	14.7
UMF	16.2	16.9	15.7	15.2	14.2
WSU	11.4	13.8	12.5	13.0	12.1
WMU	13.7	14.8	14.5	14.8	13.6

Source: Office of Budgetary Planning & Analysis

Ferris State University Non-Discrimination Statement

Ferris State University does not discriminate on the basis of race, color, religion or creed, national origin, sex, sexual orientation, gender identity, age, marital status, veteran or military status, height, weight, protected disability, genetic information, or any other characteristic protected by applicable State or federal laws or regulations in education, employment, housing, public services, or other University operations, including, but not limited to, admissions, programs, activities, hiring, promotion, discharge, compensation, fringe benefits, job training, classification, referral, or retention. Retaliation against any person making a charge, filing a legitimate complaint, testifying, or participating in any discrimination investigation or proceeding is prohibited.

Students with disabilities requiring assistance or accommodation may contact Educational Counseling & Disabilities Services at (231) 591-3057 in Big Rapids, or the Director of Counseling, Disability & Tutoring Services for Kendall College of Art and Design at (616) 451-2787 ext. 1136 in Grand Rapids. Employees and other members of the University community with disabilities requiring assistance or accommodation may contact the Human Resources Department, 420 Oak St., Big Rapids, MI 49307 or call (231) 591-2150.

Inquiries and complaints of disability discrimination may be addressed to the 504 Coordinator/Educational Counselor, 901 S. State St., Starr 313, Big Rapids, MI 49307 or by telephone at (231) 591-3057. Other inquiries or complaints of discrimination may be addressed to the Director of Equal Opportunity, 120 East Cedar St., Big Rapids, MI 49307 or by telephone at (231) 591-2152; or Title IX Coordinator, 805 Campus Dr., Big Rapids, MI 49307, or by telephone at (231) 591-2088. On the KCAD Grand Rapids campus, contact the Title IX Deputy Coordinator, 17 Fountain St., Grand Rapids, MI, (616) 451-2787 ext. 1113.

Reference:

Ferris State University Board Policy Part 7. Equal Opportunity and Non-Discrimination Policy, Subpart 7-3