

FACT BOOK

2014 – 2015



INSTITUTIONAL RESEARCH & TESTING
FERRIS STATE UNIVERSITY

January 2015

Dear Colleague:

The *Ferris State University Fact Book* is an annual project conducted as a service to the university community by the Office of Institutional Research and Testing, in the Division of Student Affairs. This 24th edition is a document designed to answer the most frequently asked questions about Ferris State University.

New additions to the Fact Book this year include Degree and Non-Degree Seeking Student Enrollment, a section for Financial Aid and the addition of Dual Enrolled FTIAC & Continuing Students to the Enrollment Summary. The Financial Aid section includes disbursements, student loan debt, number of financial aid applicants and type of aid awarded.

To access the current Fact Book, as well as previous editions on the Ferris State University website, go to www.ferris.edu and click on the "Quick Links" box then select "Inst. Research/Testing." Under the Institutional Research heading, select "Fact Book Downloads." As an alternative, you can simply type the words "Fact Book" in the search box located on the Ferris homepage.

We would like to thank the many offices that assist us with the development of the information for the Fact Book. Please do not hesitate to contact us if you have any questions or have ideas for future editions of the Fact Book.

Robin Carter
Research & Testing Analyst

Mitzi Day
Director of Institutional Research

Ferris State University
Division of Student Affairs
Office of Institutional Research and Testing
CSS 313
(231) 591-3628

TABLE OF CONTENTS

GENERAL INFORMATION

Mission Statement/Vision Statement/Core Values	1
History/Location/Campus Size/Academic Colleges/Academic Services/Admissions.....	2
Educational Programs/Financial Aid.....	3
Accreditation	4
Student Costs.....	5
Kendall Student Costs.....	6
Athletics/Center for Latin@ Studies/Diversity and Inclusion Office/Entertainment Unlimited	7
Center for Leadership, Activities and Career Services	8
Corporate & Professional Development.....	9
Educational Counseling and Disabilities Services Office	10
Extended & International Operations	11
Library (FLITE)	13
Library Statistics.....	14
Gifts to the University.....	15
Housing & Residence Life	16
Information Technology Services/Intramural and Recreational Sports	17
Kendall College of Art and Design.....	18
Multicultural Student Services/Retention & Student Success.....	21
Student Affairs/Student Employment/Transfer Services Center.....	22
Ferris Buildings and Points of Interest	23
Ferris State University Calendar	30
Telephone Numbers (frequently used).....	32
Educational Grants and Scholarships/Institutional Loans	33

ENROLLMENT

Total Headcount Enrollment, Fall 1984-2014.....	41
Enrollment by County (map)	42
Enrollment by State (map).....	43
Enrollment by County.....	44
Enrollment by State & Country.....	45
5-Year Enrollment by College	46
Percent of Students by College.....	47
FYES Enrollment per FTE Faculty	48
Enrollment Summary.....	49
Enrollment Summary by College (AS & BUS)	50
Enrollment Summary by College (EHS & TEC)	51
Enrollment Summary by College (HP & KEN)	52
Enrollment Summary by College (OPT & PHR)	53
Enrollment Summary by College (CPT & UNV)	54
Comparative Enrollment Report by College	55
SCH/FTE/FYES	56
Degree and Non-Degree Seeking Student Enrollment	57
Comparative Fall Enrollment and SCH Production By Site	58
Total Headcount Enrollment Compared to FTE.....	59
Enrollment by Race/Ethnicity	60
Ethnic Distribution by College	61
Enrollment by Program (Arts & Sciences).....	62
Enrollment by Program (Business)	64

TABLE OF CONTENTS

Enrollment by Program (Education & Human Services)	66
Enrollment by Program (Engineering Technology)	68
Enrollment by Program (Health Professions)	71
Enrollment by Program (Kendall College of Art & Design)	73
Enrollment by Program (Michigan College of Optometry at FSU)	74
Enrollment by Program (Pharmacy)	74
Enrollment by Program (College of Professional & Technological Studies)	74
Enrollment by Program (University College)	75
Retention Rates	76
Graduation Rates	77
FTIAC Fall-to-Fall Retention & College Semester by Semester Retention	78
HS GPA & ACT Scores/Average Credits Taken	79
Student Credit Hours by College	80
Transfer In Students	81
Transfer Out Students	82
Enrollment Summary of Students by Age	83

DEGREES

Degrees Conferred by Program (Arts & Sciences)	85
Degrees Conferred by Program (Business)	86
Degrees Conferred by Program (Education & Human Services)	88
Degrees Conferred by Program (Engineering Technology)	89
Degrees Conferred by Program (Health Professions)	91
Degrees Conferred by Program (Kendall College of Art & Design)	92
Degrees Conferred by Program (Michigan College of Optometry at FSU)	93
Degrees Conferred by Program (Pharmacy)	93
Degrees Conferred by Program (College of Professional & Technological Studies)	93
Degrees Conferred at Ferris State University	94
Approved Programs	95

FACULTY/STAFF

University Staff by Job Category & Gender (Full-Time)	101
University Staff by Job Category & Gender (Part-Time)	102
University Staff by Job Category & Gender (Total)	103
Fall Faculty and Staff by Race/Ethnicity and Gender	104
Distinguished Teacher Awards	105

ORGANIZATIONAL CHARTS

Board of Trustees	107
Executive Division	108
President's Council	109
Academic Affairs Division	110
Office of Academic Affairs	111
Academic Affairs Division/College of Arts & Sciences	112
Academic Affairs Division/College of Business	113
Academic Affairs Division/College of Education & Human Services	114
Academic Affairs Division/College of Engineering Technology	115
Academic Affairs Division/College Health Professions	116
Academic Affairs Division/College of Pharmacy	117

TABLE OF CONTENTS

Academic Affairs Division/Kendall College of Art & Design	118
Academic Affairs Division/Michigan College of Optometry at FSU	119
Academic Affairs Division/Extended & International Operations	120
Academic Affairs Division/Library	121
Academic Affairs Division/Retention and Student Success	122
Administration and Finance Division	123
Administration and Finance Division (Kendall College of Art & Design)	124
Governmental Relations & General Counsel	125
Student Affairs Division	126
Student Affairs Division/Enrollment Services	127
University Advancement and Marketing Division	128

ALUMNI

Alumni by State	129
Alumni by Country	130
Alumni by College	131
Placement Rates	132
Recipients of Alumni Awards	133

FINANCIAL AID

Financial Aid Applicants & Aid Awarded	135
Financial Aid Disbursements/Student Loan Debt/Three-Year Official Cohort Default Rate	136

BUDGET

General Fund Operating Budget	137
Revenue Summary	138
Expenditure Summary	139

FACILITIES

Statement of Facilities at the Big Rapids Campus (General Fund)	141
Statement of Facilities at the Big Rapids Campus (Non-General Fund)	142
Ferris State University Campus Map	143
Directions to Ferris State University Big Rapids Campus	144

MICHIGAN PUBLIC UNIVERSITY COMPARISONS

Enrollment Michigan Public Universities	145
Summary of Tuition/Fees and Room/Board	146
Annual Room and Board Costs	147
Annual Tuition and Required Fees	148
Financial Aid as % of Total General Fund Spending	149
Full Year Equated Students	150
Instruction as a % of Total General Fund Spending	151
Instructional Cost (Spending) per Student	152
Plant Spending as a % of Total General Fund Spending	153
State Appropriations per FYES	154
Student-to-Faculty Ratio	155

GENERAL INFORMATION

MISSION STATEMENT

Ferris State University prepares students for successful careers, responsible citizenship, and lifelong learning. Through its many partnerships and its career-oriented, broad-based education, Ferris serves our rapidly changing global economy and society.

VISION STATEMENT

Ferris State University will be:

The recognized leader in integrative education, where theory meets practice throughout the curriculum, and where multi-disciplinary skills important in a global economy are developed with the result that Ferris State University will also be:

- The preferred choice for students who seek specialized, innovative, career- and life-enhancing education
- The premier educational partner for government, communities, agencies, businesses, and industries through applied research and joint ventures
- A stimulating, student-centered academic environment that fosters life-long engagement, leadership, citizenship, and continuing intellectual development
- A university that aligns its practices and resources in support of its core values of collaboration, diversity, ethical community, excellence, learning, and opportunity

CORE VALUES

- Collaboration: Ferris contributes to the advancement of society by building partnerships with students, alumni, business and industry, government bodies, accrediting agencies, and the communities the University serves.
- Diversity: By providing a campus which is supportive, safe, and welcoming, Ferris embraces a diversity of ideas, beliefs, and cultures.
- Ethical Community: Ferris recognizes the inherent dignity of each member of the University community and treats everyone with respect. Our actions are guided by fairness, honesty, and integrity.
- Excellence: Committed to innovation and creativity, Ferris strives to produce the highest quality outcomes in all its endeavors.
- Learning: Ferris State University values education that is career-oriented, balances theory and practice, develops critical thinking, emphasizes active learning, and fosters responsibility and the desire for the lifelong pursuit of knowledge.
- Opportunity: Ferris, with a focus on developing career skills and knowledge, provides opportunities for civic engagement, leadership development, advancement, and success.

GENERAL INFORMATION

HISTORY

Ferris State University is recognized for its career-focused majors that give our students the education they need to meet the challenges of a changing economy. Founded in 1884 on the concept of providing students with marketable skills, Ferris was established by Woodbridge N. Ferris (1853-1928), a distinguished Michigan educator and politician who served two terms as the state's governor and was elected a United States Senator. Ferris was a private institute until 1950, when it joined the state higher education system. The college obtained university status in 1987.

LOCATION

The Ferris State University campus is located in Big Rapids, a west central Michigan city of approximately 10,600 in the vacation-recreation region. In addition to being home of Ferris State University, Big Rapids is the county seat of Mecosta County. The 935-acre campus is readily accessible by the US-131 expressway and state highway M-20. Big Rapids is 55 miles north of Grand Rapids and within 200 miles of Chicago and Detroit.

CAMPUS SIZE

935 acres

ACADEMIC COLLEGES

College of Arts and Sciences
College of Business
College of Education and Human Services
College of Engineering Technology
College of Health Professions
College of Pharmacy
Kendall College of Art and Design
Michigan College of Optometry at FSU

ACADEMIC SERVICES

Extended and International Operations
Retention and Student Success

ADMISSIONS

Current admission criteria for new students require all incoming freshmen students to submit ACT or SAT test scores along with official high school transcripts or official GED scores prior to an admission decision. Transfer students are required to submit official transcripts from all colleges attended as well as official high school transcripts and test scores to achieve a complete academic profile. Students fulfilling both university and program entrance requirements will be granted admission.

EDUCATIONAL PROGRAMS

Ferris offers more than 180 educational programs through the Colleges of Arts and Sciences, Business, Education and Human Services, Engineering Technology, Health Professions, Kendall College of Art and Design, Michigan College of Optometry, and Pharmacy and through the offices of Extended and International Operations and Retention and Student Success. These programs lead to master's, bachelor's, and associate degrees as well as certificates. Master's degrees are offered specifically in Business Administration, Career and Technical Education, Criminal Justice, Curriculum and Instruction, Educational Leadership, Fine Arts, Information Security and Intelligence, Nursing, and Social Work. Ferris also offers doctorate degrees in Community College Leadership, Optometry, and Pharmacy.

Each college offers a cluster of related programs that are targeted to prepare students for specific careers, responsible citizenship, and lifelong learning.

FINANCIAL AID

More than 82% of the students presently enrolled in a degree-granting program at Ferris State University receive some type of financial aid through federal, state, institutional, private, and other sources including: scholarships, grants, loans, and student employment. Ferris State University awards more than \$176 million in student aid annually.

Financial aid is primarily based on financial need and is intended to assist students whose families lack the total resources needed to pay for college. Information on financial aid programs available at Ferris may be obtained by contacting the Office of Scholarships and Financial Aid at 1-231-591-2110 or via the Internet at <http://www.ferris.edu/> and clicking on the Financial Aid link. See Financial Aid detail on pages 135-136.

**FSU and Kendall College of Art and Design are accredited by
The Higher Learning Commission of the North Central Association of Colleges and Schools**

**Kendall College of Art and Design is an accredited institutional member of
The National Association of Schools of Art and Design**

Accrediting Agencies

Accreditation Commission for Education in Nursing, Inc. (ACEN)
 Accreditation Council for Business Schools & Programs (ACBSP)
 Accreditation Council for Collegiate Graphic Communications, Inc. (ACCGC)
 Accreditation Council for Pharmacy Education (ACPE)
 Accreditation Council on Optometric Education (ACOE)
 Accreditation Council on Optometric Education (ACOE)
 Accreditation Council on Optometric Education (ACOE)
 Accreditation Council on Optometric Education (ACOE)
 Accreditation Council on Optometric Education (ACOE)
 Accreditation Council on Optometric Education (ACOE)
 Accreditation Council on Optometric Education (ACOE)
 Accreditation Council on Optometric Education (ACOE)
 Accreditation Council on Optometric Education (ACOE)
 Accreditation Council on Optometric Education (ACOE)
 American Bar Association (ABA)
 American Council for Construction Education (ACCE)
 American Society of Health Systems Pharmacists
 Association for Assessment and Accreditation of Laboratory Animal Care
 International (AAALAC International)
 Associated Equipment Distributors Foundation (AEDF)
 Commission on Accreditation for Health Informatics and Information Management
 Education (CAHIIM)
 Commission on Accreditation for Health Informatics and Information Management
 Education (CAHIIM)
 Commission on Dental Accreditation (CODA)
 Commission on Accreditation of Allied Health Program (CAAHEP)
 Commission on Accreditation for Respiratory Care (CoARC)
 Council for Interior Design Accreditation
 Council on Social Work Education (CSWE)
 Engineering Technology Accreditation Commission of ABET (ETAC-ABET)
 Engineering Technology Accreditation Commission of ABET (ETAC-ABET)
 Engineering Technology Accreditation Commission of ABET (ETAC-ABET)
 Engineering Technology Accreditation Commission of ABET (EAC-ABET)
 Engineering Technology Accreditation Commission of ABET (ETAC-ABET)
 International Facility Management Association (IFMA)
 Joint Review Committee on Education in Diagnostic Medical Sonography
 Joint Review Committee on Education in Radiography Technology (JRCERT)
 Joint Review Committee on Educational Programs in Nuclear Medicine Technology
 (JRCNMT)
 MI Commission of Law Enforcement Standards (MCOLES)
 Michigan Correctional Officers' Training Council (MCOTC)
 Michigan Sheriff's Association Training Council
 National Accrediting Agency for Clinical Lab. Sciences (NAACLS)
 National Accrediting Agency for Clinical Lab. Sciences (NAACLS)
 National Automotive Technicians Education Foundation (NATEF)
 Pharmacy Group Practice Associates
 Professional Golfers' Association of America (PGA)
 SpartanNash
 Teacher Education Accreditation Council
 United States Professional Tennis Association, Inc. (USPTA)

Academic Program

Nursing - BSN and MSN Program
 COB Programs
 Printing Management, BS
 Pharmacy
 Residency in Ocular Disease at TLC Eye Care of MI
 Residency in Ocular Disease, Battle Creek VA Med. Ctr.
 Residency in Primary Eye Care & Ocular Disease, VA
 Northern Indiana Health Care Systems, Ft. Wayne
 Residency in Ocular Disease, Wyoming VA Outpatient Clinic
 Residency in Primary Care, Henry Ford OtisEyes, West Bloomfield
 Residency in Ocular Disease and Primary Care, John D. Dingell VA Medical Center,
 Detroit
 Residency in Cornea and Contact Lenses, Michigan College of Optometry at Ferris
 State University
 Residency in Pediatrics, Michigan College of Optometry at Ferris State University
 Optometry- O.D. – Full College
 Legal Studies
 Construction Management, BS
 Meijer, Ferris State University and Pfizer Community Pharmacy Practice Residency
 Animal Care Facility
 Heavy Equipment Service Engineering Technology, BS
 Health Information Management
 Health Information Technology
 Dental Hygiene
 Diagnostic Medical Sonography
 Respiratory Care
 Interior Design, Kendall College of Art and Design
 Social Work Program
 Automotive Engineering Technology
 Electrical/Electronic Engineering Technology, BS
 Mechanical Engineering Technology (AAS and BS programs)
 Surveying Engineering, BS
 Welding Engineering Technology, BS
 Facility Management
 Diagnostic Medical Sonography
 Radiography
 Nuclear Medicine
 Criminal Justice
 Criminal Justice
 Criminal Justice
 Medical Laboratory Science
 Medical Technology
 Automotive Service Technology
 Ferris State University College of Pharmacy Community Pharmacy Practice
 Residency Program
 Professional Golf Management
 Ferris State University College of Pharmacy Community Pharmacy Practice
 Residency Program
 School of Education
 Professional Tennis Management

STUDENT COSTS

The average annual cost for a Michigan resident to attend Ferris (based upon 2014-15 rates) including tuition for 15 credits, room and board, fees, and estimated academic and personal expenses is \$23,604 for Freshmen/Sophomores and \$23,844 for Juniors/Seniors*.

2014-15 Costs	Semester	Year
Undergraduate (Michigan Resident)		
Freshman/Sophomore Tuition (15 credits)	\$ 5,595	\$11,190
Junior/Senior Tuition (15 credits)*	\$ 5,715	\$11,430
Room & Board (Platinum)	\$ 4,899	\$ 9,798
Sub-Total Freshman/Sophomore	\$ 10,494	\$ 20,988
Sub-Total Junior/Senior *	\$ 10,614	\$ 21,228
Books & Supplies (estimate)	\$ 450	\$ 900
Personal Expenses (estimate)	\$ 777	\$ 1,554
Refundable Fees **	\$ 81	\$ 162
Total Expenses (estimate) Freshman/Sophomore	\$ 11,802	\$ 23,604
Total Expenses (estimate) Junior/Senior *	\$ 11,922	\$ 23,844

TUITION

Full-Time Student (15 credits)		
Undergraduate (Non-Resident)	\$ 8,400	\$ 16,800
Undergraduate (International)	\$ 8,985	\$ 17,970
Undergraduate Student	Freshman/Sophomore	Junior/Senior*
Michigan Resident	\$ 373/credit	\$ 381/credit
Non-Resident	\$ 560/credit	\$ 572/credit
International	\$ 599/credit	\$ 612/credit
Graduate Student		
Michigan Resident	\$ 512/credit	
Non-Resident & International	\$ 768/credit	
Doctoral Student	\$ 608/credit	
Professional Student	Pharmacy	Optometry
Michigan Resident	\$ 609/credit	\$ 621/credit
Non-Resident	\$ 913/credit	\$ 932/credit

*Undergraduate tuition rate for Junior and Senior students started Spring 2014.

**If requested during the first week of class, the Racquet Facility fee, Student Activity and Government fee and the Health Center fee will be deleted from the student's account. Cash refunds will only be granted for the Student Activity and Government fee if the student's account is paid in full.

Suites & Apartments

East Campus Suites (2 bedroom/person)	\$ 3,844/semester	\$ 7,688/year
East Campus Suites (4 bedroom/person)	\$ 2,862/semester	\$ 5,724/year
One Bedroom Apartment – East	\$ 3,575/semester	\$ 9,533/year
Two Bedroom Apartment – East	\$ 3,987/semester	\$ 10,632/year
Two Bedroom Townhouse – West Family	\$ 4,348/semester	\$ 11,595/year
Three Bedroom Townhouse – West Family	\$ 4,751/semester	\$ 12,669/year
West Single Per Room (single student)	\$ 539/month	\$ 6,470/year

GENERAL INFORMATION

KENDALL COLLEGE OF ART AND DESIGN OF FERRIS STATE UNIVERSITY

2014/2015 Tuition & Fees

Tuition per Credit Hour

Resident Undergraduate General Education - US, US Territories, & Canada	\$373
Resident Undergraduate Studio - US, US Territories, & Canada	\$807
International General Education	\$599
International Studio	\$1,287
Graduate – MFA/MAE	\$951
Graduate – MBA	\$561
Dual Enrollment (\$708 per class)	\$236

Tuition Summary

	1 <u>Credit</u>	3 <u>Credits</u>	6 <u>Credits</u>	9 <u>Credits</u>	12 <u>Credits</u>	15 <u>Credits</u>
Per Credit Hours						
Resident UG General Ed - US, US Territories, & Canada	\$373	\$1,119	\$2,238	\$3,357	\$4,476	\$5,595
Resident UG Studio - US, US Territories, & Canada	\$807	\$2,421	\$4,842	\$7,263	\$9,684	\$12,105
International General Education	\$599	\$1,797	\$3,594	\$5,391	\$7,188	\$7,344
International Studio	\$1,287	\$3,861	\$7,722	\$11,583	\$15,444	\$19,305
MFA/MAE Graduate	\$951	\$2,853	\$5,706	\$8,559	\$11,412	\$6,732
Resident MBA Graduate, Design & Innovation Mgmt.	\$561	\$1,683	\$3,366	\$5,049	\$6,732	\$8,415
Dual Enrollment – High School	\$236					

Related Fees

Deferred Payment Charge	\$30	Print Management Fee	\$108
Digital Resource Class Fee	\$108	Sculpture/Woodworking/3D Studio Fee	\$178
Enrollment Deposit	\$150	Student Life Fee	\$20
Fashion Studies Studio Fee	\$175	Studio Card	\$10
Locker Rental	\$45	Studio Deposit	\$103
Metals/Jewelry Fee	\$195	Studio Space Fee grad (per semester)	\$0
Model/Life Drawing Fee	\$93	Studio Space Fee undergrad (per semester)	\$355
Orientation Fee	\$50	Technology Fee	\$175
Photography Class Fee	\$105	Transcript Fee	\$5
Printmaking Class Fee	\$175		
P Card Deposit	\$20		

Late Payment Penalty – 2% Of Unpaid Balance

ATHLETICS

The Ferris State University Bulldogs are members of the National Collegiate Athletic Association (NCAA). Varsity teams compete in the Western Collegiate Hockey Association (NCAA Division I) in ice hockey and the Great Lakes Intercollegiate Athletic Conference (NCAA Division II) in all other sports. Ferris student athletes participate in 17 varsity sports: golf, tennis, basketball, indoor and outdoor track, cross-country, softball, soccer, and volleyball for women; golf, tennis, basketball, indoor and outdoor track, cross-country, hockey, and football for men.

CENTER FOR LATIN@ STUDIES

The Center for Latin@ Studies (CLS) works to get students to college and through college by building on the strengths of students' culture and identity.

DIVERSITY AND INCLUSION OFFICE

The Diversity and Inclusion Office works with the entire Ferris State University community to support the mission and vision of the University, and to ensure that diversity, in its many forms, is understood, respected and valued. The Diversity and Inclusion Office at Ferris State University guides efforts to conceptualize, assess, and cultivate diversity as an institutional and educational resource.

More specifically, the Diversity and Inclusion Office will:

- Be a strong advocate for diversity and inclusion;
- Introduce diversity into the systems, structures, and culture of the University;
- Provide expertise and leadership on diversity and inclusion related matters, for example, faculty recruitment and retention issues, and the educational impact of diversity;
- Lead University-wide diversity planning and implementation efforts, resulting in a collaborative vision of diversity and inclusion;
- Help develop policies designed to improve the University climate;
- Identify strategies to enhance the compositional diversity profile of students, faculty, and staff;
- Provide resources and direction for infusing diversity into the curriculum and
- Offer annual assessment of University's progress toward implementing Diversity Plan
- Help promote the University's core values and mission.

ENTERTAINMENT UNLIMITED

Entertainment Unlimited (EU), the campus programming board, is responsible for coordinating more than 20 student-produced events each year including educational speakers, comedy shows, films, novelties, and live music performances. The largest event produced by EU is Ferris Fest, a free community concert held outdoors in the North Quad every year during Spring Semester.

CENTER FOR LEADERSHIP, ACTIVITIES AND CAREER SERVICES (CLACS)

This department assists students in preparing for their future career by engaging them in activities and leadership development outside of the classroom. Partnering with Academic Affairs, the office provides opportunities for students to put their skills to use while planning events, leading registered student organizations, volunteering their time to help the community, and attending a variety of conferences and workshops. The Center for Leadership, Activities and Career Services offers six distinct resource areas:

The Career Services Center - assists students with career planning, career research, skills attainment, job search document preparation, interviewing, internships, job postings, and success in the workplace. Students/alumni have access to Bulldog CareerLink, which is a state-of-the-art internet-based software package that allows students to write resumes, upload their resumes into the FSU Resume Book database, search and apply for employment/internship opportunities, and sign up for on-campus interviews and events. Career Fairs and on-campus interviewing opportunities bring over 250 employers on campus each semester.

The Leadership Center - helps students gain and use leadership skills through campus and community involvement. To keep students involved and connected to the University, there are more than 240 registered student organizations (RSOs), including sports clubs, Greek-letter organizations, spiritual groups, academic societies, and professional associations. Students have access to OrgSync, an internet-based software package that allows RSOs to manage their business. OrgSync also allows students to create and produce a co-curricular transcript that displays proof of their leadership and activities outside of the classroom. The end of the year Torchbearer Awards Ceremony offers emerging and seasoned leaders recognition for their efforts.

The Volunteer Center - works hard to refer thousands of Ferris students and community members each year to area agencies seeking volunteers. The volunteer center also engages students and RSOs in fundraising and donation efforts that support local, national and international organizations.

The Activities Center – provides a place to go when wondering what to do on campus. Multiple activities take place every day and Activities Center staff will help you find something you enjoy doing. This Center also provides event planning assistance to all students to ensure a successful event. Homecoming, Bulldog Beginnings, Career Week, 5 Star speakers and more are coordinated through this center.

The Student Organization Center – Helps to keep students involved and connected to the university, there are more than 240 registered student organizations (RSOs), including sports clubs, Greek-letter organizations, spiritual groups, academic societies, and professional associations. Find the right organization for them or learn how to start a new organization here.

The Greek Life Center - Understands the long held history and values of Greek organizations, this Center works to empower Greek organization members to continue the legacy. The Center offers recruitment information, support with activities, and plans Greek Week.

CORPORATE & PROFESSIONAL DEVELOPMENT & THE CENTER FOR CERTIFICATION TRAINING & TESTING, Division of the College of Engineering Technology

Corporate and Professional Development - CPD

Corporate & Professional Development (CPD) at Ferris State University has been involved in partnerships to help business with solutions to training and industrial process needs since 1994. CPD is known for its ability to partner with business and industry to address many issues. Our training programs result in a certificate of completion, or may lead the participant to taking a certification (state or national) test upon completion of designated courses. Our services enhance a person's skill level and knowledge to meet career needs on both a state and national level.

CPD offers you the following:

- Technical consulting to solve specific problems including applied research services and product testing; plant or office layout consulting services
- Custom training that is flexible and can be on-site, off-site, digital, evenings, weekends, or at any other time or place convenient to you
- Partnership opportunities with other companies with similar training needs, eliminating you having to postpone training because low numbers do not warrant "in-house" training
- Custom multimedia training offering you direct access to University personnel, resources, and expertise.

Center for Certification, Training & Testing – (CCTT)

The Center for Certification Training & Testing was founded in the early 1990's to administer the EPA-mandated Section 608 certification and testing program to HVACR technicians throughout the entire country. These technicians carry certification cards with the Ferris State University logo which they display in supply houses all over the United States each time they purchase refrigerant. The visual presentation provided each time one of these cards is presented keeps the Ferris State University name highly recognizable and in the forefront throughout our industry. The CCTT, through its state-of-the-art database, adds the ability to administer testing programs for a wide variety of businesses as well as handling their customer service, order fulfillment, warehousing, and distribution needs. The CCTT offers certification in the following areas:

- EPA Section 608 & 609 Certification Program
- R410-A Certification Program
- HVAC Excellence Employment Ready Certification Program
- Green Awareness Certification Program (covers HVAC, Plumbing & Electrical)
- Geothermal Energy for the Home Certification Program
- Electrical Generating Systems Association (EGSA) Certification Program

For further information about CPD or CCTT, please visit us at www.ferris.edu/cpd or call us toll free at (866) 880-7674.

EDUCATIONAL COUNSELING AND DISABILITIES SERVICES OFFICE (ECDS)

CAREER RESOURCES AT FSU

A Ferris State University career-oriented education is complemented by comprehensive educational planning, career counseling, and disability classroom accommodations available from the Educational Counseling and Disabilities Services (ECDS) office which is staffed with licensed counselors. The ECDS is located on the third floor of the Starr Building in room 313 and provides a wide range of services for FSU students. See <http://www.ferris.edu/HTMLS/colleges/university/eccc/ecds/homepage.htm> for more details about the services and programming offered.

EDUCATIONAL COUNSELING

In addition to providing academic counseling, educational counselors in Educational Counseling and Disabilities Services (ECDS) help students to identify and overcome obstacles to their academic success through the identification of both learning preferences and an individual's approach to the college learning experience. See <http://www.ferris.edu/HTMLS/colleges/university/eccc/educational.htm> for more information.

CAREER COUNSELING

ECDS also offers assistance in making career choices. While finding the right career depends on several factors, two strong influences are personality and interests. Students can receive information in these areas by completing the Myers-Briggs Type Indicator and the Strong Interest Inventory assessments through the ECDS. A licensed counselor interprets the results with the student and provides information on careers that are aligned with the individual's personality, interests, values, and skills. See <http://www.ferris.edu/HTMLS/colleges/university/eccc/career.htm> for more information.

DISABILITIES SERVICES

Disabilities Services serves and advocates for students with disabilities, empowering them for self-reliance and independence while promoting equal access to educational opportunities and programs. To receive classroom accommodations, students are required to provide documentation of their disability which is reviewed on a case-by-case basis. See link below. <http://www.ferris.edu/HTMLS/colleges/university/disability/homepage.htm> for more information.

EXTENDED AND INTERNATIONAL OPERATIONS

Through the activities of Extended and International Operations the impact and reach of Ferris extends beyond the main campus, an entrepreneurial view of business and curriculum development is cultivated, and support and direction are given to promote a global view for the entire Ferris community.

Ferris Statewide

For those students that are rooted in their home communities too far from the main campus to commute, Ferris operates off-campus locations throughout the state, often partnering with the local community college. Currently totaling 18 sites, these locations deliver Ferris degree programs to students who would otherwise not have access to higher education.

Ferris Online

Ferris Online delivers online degrees, certificates, and courses that help students balance their personal and professional lives with their desire to learn.

Conference and Professional Services

The CPS team provides conference design and development consultation services that include planning, strategy, and implementation. To help ensure programs succeed, they assist with marketing and promotion, financial management, contracts, registration, site selection, facilities arrangements, on-site services, and evaluations.

Office of International Education

The work of the Office of International Education is to recruit and provide support to international students, coordinate Study Abroad and exchange programs, coordinate the Intensive English Program, facilitate an International Summer School, and sponsor programming that supports the university goal of becoming a globally diverse and aware community.

Entrepreneurship Institute

The Institute is building curriculum and programs that will cultivate a community of entrepreneurship within the student body, and provides support as students and the greater Ferris community build and test their entrepreneurial ideas.

Latino Business and Economic Development Center

Ferris State University continues to connect with the growing Latino population in our West Michigan communities and the Latino Business and Economic Development Center's mission is to seek support for initiatives to spur economic development in those communities.

EXTENDED AND INTERNATIONAL OPERATIONS (continued)

Academic Incubator

Academic Incubator is a process and a structure that supports and encourages academic innovation through collaboration, cooperation, and innovation. The Academic Incubator is a place to go with an emerging idea that needs to be supported and nurtured with the potential of creating true transformation.

Community College Leadership Doctoral Program

The Ferris State University Doctorate in Community College Leadership empowers graduates to advance community colleges toward excellence and community responsiveness through exemplary leadership.

More information about the EIO can be found online at ferris.edu/extendedinternational

FERRIS LIBRARY FOR INFORMATION, TECHNOLOGY, AND EDUCATION (FLITE)

FLITE opened on March 12, 2001, as a premier research facility integrating modern technology with traditional information resources. Designed for flexibility and versatility, FLITE continues to adapt to the advancing digital age. The Library houses 172 public computers, including a Mac Design Center of eight computers loaded with design software; wireless connectivity; seating for 1,300 visitors; and 54 individual and group study rooms. Among its customer service attributes, FLITE contains an extended-hours study area and a family study room for visitors accompanied by children. A coffee shop, The FLITE Between Chapters Café, was added in summer 2013. Students using FLITE have access to laptop computers and scanners. An assistive-technologies laboratory facilitates the learning and research of students requiring special accommodations.

FLITE serves as a gateway to a variety of information resources available both on-site and off-campus in print and digital formats. FLITE houses a collection of more than 250,000 print volumes and provides access to online databases; reference resources; more than 77,000 electronic journals, newspapers, and magazines; streaming video; and over 187,000 ebooks. FLITE's new SmartSearch service allows users to search for information from most of these collections through a single Google-like search box. FLITE is a Federal Depository Library for U.S. government documents and a Patent and Trademark Depository Library. The Library's online catalogs and digital resources are available through the FLITE website at <http://www.ferris.edu/library/>. Interlibrary loan and document delivery services are offered to all faculty, staff, and students, including distance-education students, allowing users access to an immeasurable number of additional resources. Faculty, staff, and students can receive help using any library resource by phone, email, real-time chat, or SMS text. Individual research assistance is available upon request from subject-specialist librarians by submitting electronic request forms via the website. Faculty may also search and reserve titles in the "Media Booking" collection, which includes media resources for in-classroom use.

FLITE takes full advantage of advanced technologies to expand opportunities for teaching and learning. The Library contains four instructional studios equipped with 20-30 computer stations, an instructor's workstation, sound and projection equipment, TV/VCR, and DVD player. All instructional studios are "smart classrooms" and include a docucam. Additional equipment such as smart boards, laptop computers, and wireless microphones are available upon request. The instructional studios allow librarians and other faculty to teach the information-seeking and critical-thinking skills necessary to evaluate information resources. The information literacy program starts with the basics in the form of an adventurous active-learning activity in the Ferris State University Seminar (FSUS) courses. The online tutorial PILOT (developed at FLITE) provides instruction in library use and research to classes upon request of instructors. Additionally, FLITE has seven seminar rooms of various sizes to accommodate library instruction classes, meetings, and professional development activities.

FERRIS LIBRARY FOR INFORMATION, TECHNOLOGY, AND EDUCATION (FLITE continued)

The FSU Media Production unit is housed on the fourth floor of FLITE. Media Production provides assistance to faculty, staff, and students in the design, development, implementation, and distribution of media-related resources in support of Ferris instruction and activities. Activities range from videography to graphic design and production to creating DVDs from slide collections. FLITE is also home to the Faculty Center for Teaching and Learning, the Jim Crow Museum of Racist Memorabilia, and the Office for Multicultural Student Services.

2013-2014 Statistics

Services - July 2013 to June 2014

Hours open	92.5/week
Circulation of library materials (including print reserves)	19,630
Study room checkouts	35,242
Laptop checkouts	8,655
Average monthly hits to the library's web site	81,678
Library instruction sessions [includes 96% (87 sections) of fall 2013 FSUS classes]	507
Oval Information Desk questions and reference consultations	7,846
Checkout Desk questions	11,867
Computer support assistance and questions	4,336
Items borrowed from other libraries	5,953
Items loaned to other libraries	9,150

Access/Holdings - July 2014

Total print volumes (books and bound journals)	265,596
Periodical titles available in all formats (print, electronic, microform)	77,625
Catalogued electronic books	187,807
Public computers	172
Computers in instruction studios	110
Study rooms available for checkout	54
Laptop computers available for checkout (includes 5 MacBooks)	43

Source: FLITE

GIFTS TO THE UNIVERSITY

Private giving to the University in fiscal year 2014 totaled \$11,289,528 which includes cash contributions of \$3,067,551; in-kind gifts of \$2,407,974; and new pledges/expectancies of \$5,814,008.

Contributions may be made in many ways:

- Gifts from alumni and parents
- Gifts from business and industry, including cash, equipment, and materials
- Gifts and grants from foundations
- Matching gifts (companies or corporate foundations match their employees' gifts to Ferris from a one-to-one to a four-to-one ratio)
- Gifts in memory or honor of individuals
- Gifts through naming Ferris State University as a beneficiary in estate plans

Societies of Distinction recognize extraordinary generosity:

- **Woodbridge N. Ferris Society:** \$1,000,000 cash, in-kind gifts, and planned gifts
- **Helen Gillespie Ferris Society:** \$750,000 cash, in-kind gifts, and planned gifts
- **Legacy Society:** \$500,000 cash, in-kind gifts, and planned gifts
- **Carillon Society:** \$250,000 cash, in-kind gifts, and planned gifts
- **Phoenix Society:** \$100,000 cash, in-kind gifts, and planned gifts
- **Old Main Society:** \$50,000 cash, in-kind gifts, and planned gifts
- **Founder's Society:** \$25,000 cash, in-kind gifts, and planned gifts
- **President's Society:** \$10,000 cash, in-kind gifts, and planned gifts
- **Abigail Timme Smith Society:** All planned gifts
- **Annual Leadership Society:** \$1,000 in cash or in-kind gifts made each year
- **Annual Crimson & Gold Society:** \$500 in cash or in-kind gifts made each year/\$100 in cash or in-kind gifts made each year for our most recent graduates of 5 years or less

Athletic booster clubs help student-athletes:

For further information, please contact William R. Goode at 231-591-3818, email: WilliamGoode@ferris.edu

- **Bulldog Athletic Association:** The fundraising arm of Ferris State Athletics, gifts support our student-athletes in 17 intercollegiate programs.
- **Blueline Club:** Gifts are designated to support the varsity hockey program. Hobey Baker \$1,000+, All American \$500-\$999, Captain \$100-\$499, Basic \$50-\$99
- **Gridiron Club:** Gifts are designated to support the football program. 1100 Fund Level \$1,100, Coaches \$500, All American \$250, Bulldog \$125, Lettermen \$50, Member \$25
- **Rebounders Club:** Gifts are designated to support the men's basketball program. Elite Committee Member \$2,000+, All-American Member \$500-\$1,999, All-Conference Member \$250-\$499, Captain Member \$150-\$249, Basic Member \$50-149, Kid's Club Members \$25
- **Sixth Dawg Club:** Gifts are designated to support the women's basketball program. All-Conference \$500+, All Division \$250, Team Member \$125, Basic Member \$50
- **The Gallery:** Gifts are designated to support the men's and women's golf teams. All-American \$300+, All-Conference \$150-\$299, Team Player \$50-\$149

HOUSING & RESIDENCE LIFE

Living on campus has proven to foster student engagement and improve overall student success. Ferris State University on-campus housing provides environments that are clean, comfortable, safe and conducive to supporting the academic mission of the University. More specifically, living in the residence halls enhances and completes the learning that occurs at the University.

Student growth is enhanced through exposure to other points of view, experiencing diverse populations, and learning to live interdependently in a community of peers. Living with others helps residents develop coping skills and experiment with responsible decision-making in a safe environment.

A variety of housing and dining options allows students the opportunity to create the environment in which they feel most comfortable. Amenities include wired and wireless internet connections in each residence hall, a choice of double or single rooms, the first-year experience and many other themed housing options. Cable television, available in every room, includes HD and movie channels. Washers and dryers are located on virtually every floor, mail is delivered to each residence hall, and residence halls are equipped to provide a feel of home with such items as board games, large screen televisions, overstuffed furniture and hall-sponsored activities.

Living in the residence halls is an educational endeavor. Staff provide social and educational programming aimed at building cohesive communities on each floor. While hall staff are in place to assist in maintaining community standards, residents are reminded that maintaining community standards is a shared responsibility.

The university apartment community consists of the west campus townhouses and the south campus apartment complexes. The west campus complex has 150 two-bedroom and 50 three-bedroom unfurnished townhouses which are designed to provide a neighborhood atmosphere for families and single students alike.

The south campus apartment complex consists of 88 traditional one- and two-bedroom units. They are designed for single students and have laundry facilities in each building.

The East Campus Suites are neither residence halls nor apartments. Rather, this style of on-campus housing combines the best of both worlds. Each of the three 3-story buildings is home to 100 students. Exterior doors are locked 24/7 utilizing the same card swipe access and blue light/call box phone security system as our residence halls. Each building houses 24 four-bedroom suites and 2 two-bedroom suites. Every student has their own furnished bedroom and shares a full bathroom with one other student. A furnished living room and full kitchen complement the feeling of home each suite provides. With amenities such as air conditioning, garbage disposal, wireless connectivity, campus cable television, and more, the suites are sure to be a campus favorite for generations to come.

Accessible residence halls, townhouses and suites are available for students with special needs. Learn more of what the Office of Housing & Residence Life has to offer on line at <http://www.ferris.edu/housing>.

INFORMATION TECHNOLOGY SERVICES

The Information Technology Services (ITS) department takes care of the computing needs of the university community. Our services range from phone-in support, to desktop management, to network infrastructure, and to enterprise applications work.

The Technology Assistance Center (TAC) is the first point of contact for students, faculty, staff, and others associated with the university to get computer help. Customers can contact TAC via phone, chat, or email; or look for answers on university standard hardware, software, and systems on our web site (www.ferris.edu/techsupport).

To support the educational process, ITS manages the software and hardware on over 5,000 university-owned computer stations located in classrooms, public access labs, and faculty/staff offices. Many of the classrooms also have specialized equipment to aid instruction such as digital projectors, student feedback systems (“clickers”), and multimedia playback and recording systems.

Information Technology Services maintains over 220 servers to run the business of the university community. The main systems include FerrisConnect, the on-line learning/course management system; MyFSU, the campus portal system; and Banner, the university records system. FerrisConnect hosts fully online courses for students all over the world, and provides the tools to enhance student learning and assessment for many on-campus courses as well.

Computers all across campus can access the internet and other university services via the high-speed network. Wired and/or wireless access is available in most places on campus, with each of the 3,000 residence hall rooms and campus apartments having at least one wired network jack. ITS also maintains the cable, emergency management, and phone services for the university.

Students and employees can get repairs on their personally owned computers for a nominal charge and purchase Adobe software at significantly reduced prices through the Student Technology Services department, located in the University Center. Students can download five copies of Microsoft Office for free on personal devices for use while they are actively taking classes. Employees can download one Microsoft Office copy at a reduced cost to install on a personal owned device for business use. Student Technology Services operates the iConnect program where students can have their computers set up to connect to the network for no charge at the start of fall semester.

The ITS Central Office is responsible for overall management of IT, project management, service management, communications, and information security.

Overall, ITS handles approximately 42,000 work tickets a year to address the needs of our customers.

INTRAMURAL AND RECREATIONAL SPORTS

Annually, more than half of the student body participates in organized recreational sports activities, including extensive intramural and club sport programs. Other students participate in informal recreation activities. Ferris provides ample facilities for athletics and recreation, including a Student Recreation Center with pool, weight room, basketball and volleyball courts, and indoor track; a golf course; a sports complex including full and half-size ice rinks, additional basketball and volleyball courts; racquetball courts and indoor and outdoor tennis courts.

KENDALL COLLEGE OF ART AND DESIGN OF FERRIS STATE UNIVERSITY

Kendall College of Art and Design began in 1928 through a generous endowment provided by Helen M. Kendall as a memorial to her husband, David Wolcott Kendall, known as the Dean of American Furniture Designers. Helen Kendall envisioned a school whose graduates would be leaders in the world of art and design; and throughout its history, Kendall College of Art and Design has prepared generations of students for careers as professional artists and designers. In addition, Kendall College of Art and Design is an active partner with the community, annually providing more than 2,000 children and adults with the opportunity to pursue courses in art and design through one of the richest and most varied continuing studies programs in the United States.

In 1996, the Board of Trustees of Kendall College of Art and Design voted to merge Kendall with Ferris State University, a process that was completed in December 2000. Founded in 1884 as Ferris Industrial School, Ferris State University is dedicated to providing an education that prepares its students for professional careers. Ferris State also seeks, through its educational programs, applied research and expertise, to support and strengthen the economy of Michigan and the nation.

In combining these two distinctive institutions, the Boards of both Kendall and Ferris have forged a union that offers students the educational opportunities and strengths of each institution. At the heart of both institutions is the commitment that graduates are prepared to pursue professional careers. Each institution shares a dedication to educational excellence and innovation coupled with practical application. As partners, the two institutions will build upon and expand the unique educational opportunities they offer in world-class programs in art, design, and technology.

As a college within Ferris State University, Kendall College of Art and Design prepares students for leadership in the visual arts, design, art history, and art education; provides innovative, collaborative education that fosters intellectual growth and individual creativity; and promotes awareness of ethical and civic responsibilities of artists and designers, locally and globally.

Kendall College of Art and Design of Ferris State University is committed to the principle of equal opportunity in education and employment. It is the policy of the University to prohibit unlawful discrimination in connection with any aspect of educational programs or opportunities, services to the public, or employment, on the basis of race, color, religion or creed, national origin, sex, age, marital status, veteran or military status, height, weight, protected disability, or any other characteristic prohibited by applicable State or federal laws or regulations. In addition, although not mandated by law, it is the policy of the University to prohibit discrimination in education and employment on the basis of sexual orientation.

KENDALL COLLEGE OF ART AND DESIGN OF FERRIS STATE UNIVERSITY (continued)

This Policy on Non-Discrimination is designed to express the University's intent and commitment to comply with the requirements of State and federal non-discrimination laws. This Policy and all other policies and procedures of the University shall be interpreted and applied co-extensively with such laws. This Policy shall not be interpreted as creating any legally enforceable rights, contractual or otherwise, that are greater than those existing under applicable non-discrimination laws. The prohibition against discrimination on the basis of sexual orientation does not apply to the University's relationships with outside organizations, including the federal government, the military, ROTC, and private employers. Nothing contained in this Policy shall be construed as prohibiting the University from applying bona fide occupational qualifications.

The University reaffirms its policy of administering all of its educational programs, and related support services and benefits, in a manner that does not discriminate with respect to a student or prospective student in any way that violates the University's Policy on Non-Discrimination. The University is committed to providing education relevant to a changing society to all students who have the motivation to succeed and the ability to benefit from the opportunity and have been admitted to the University. A practice of affirmative recruitment and retention of members of under-represented or disadvantaged populations supports this policy of opportunity and accessibility. This policy applies to each and every phase of educational programs, services and benefits, including recruitment, applications, admissions, enrollment, counseling and guidance, financial assistance, degree requirements, athletics, student life, and other activities.

The University reaffirms its policy of providing social, cultural and other services, consistent with its mission, in a manner that does not discriminate with respect to members of the public in any way that violates the University's Policy on Non-Discrimination. This policy applies to each and every phase of all services to the public conducted by the University, or by University-sanctioned organizations, or at facilities under the control of the University.

As a condition of enrollment, students consent to the use of any works produced by them while a student at Kendall College of Art and Design of Ferris State University for the purpose of publicizing and promoting the University.

GENERAL INFORMATION

KENDALL COLLEGE OF ART AND DESIGN OF FERRIS STATE UNIVERSITY (continued)

As part of Ferris State University, Kendall College of Art and Design is accredited by:

The Higher Learning Commission of the North Central Association of Colleges and Schools
230 South LaSalle Street, Suite 7-500
Chicago, IL 60604-1413
800.621.7440

Kendall College of Art and Design of Ferris State University is an accredited institutional member of:

The National Association of Schools of Art and Design
11250 Roger Bacon Drive, Suite 21
Reston, VA 22090
703.437.0700

Kendall's Interior Design program is accredited by:

The Council for Interior Design Accreditation
206 Grandville SW
Grand Rapids, MI 49503-2822
616.458.0400

Kendall College of Art and Design of Ferris State University is authorized under the laws of the State of Michigan to grant:

Bachelor of Fine Arts in:

Art Education with K12 Art Education Certification
Collaborative Design
Digital Media
Drawing
Fashion Studies
Furniture Design
Graphic Design
Illustration
Industrial Design
Interior Design
Medical Illustration
Metals/Jewelry Design
Painting
Photography
Printmaking
Sculpture/Functional Art

Bachelor of Science in:

Art History - Studio
Art History - Academic

Master of Architecture

Master of Art Education

Master of Fine Arts in:

Drawing
Painting
Photography
Printmaking

Master of Business Administration

Certificate in Design and Innovation Management
(as part of Ferris State University's MBA program)

MULTICULTURAL STUDENT SERVICES

The Office of Multicultural Student Services promotes the intellectual understanding and appreciation of diversity, inclusion and social justice by creating opportunities for learning and leadership development for our campus community. In addition, the office provides meaningful support to assist in the transition, retention, and graduation of underrepresented student populations.

As students matriculate through Ferris, the OMSS staff is committed to supporting our students through our five following pillars of service:

Advocacy - OMSS makes every attempt to ensure that our students' college experiences are fair and as rewarding as possible by providing meaningful support.

Leadership Development - Through the T.O.W.E.R.S. Leadership Development Program, OMSS provides development opportunities for students to learn and develop important transferable skills that will assist them in becoming leaders on campus and in their future careers.

Mentorship - OMSS staff provides one-on-one guidance to students and organizations to encourage growth and development and to help them make healthy choices academically and socially.

Cultural Awareness - OMSS sponsors a variety of programs, guest speakers, and discussions to engage the campus community and facilitate student learning as it relates to multiculturalism and inclusion.

College Access - OMSS spreads awareness about the importance of going to college and specifically about FSU to prospective middle and high school students through the federal and state funded MI GEAR UP/KCP College Day Program and the "Imagine More" Student Life Bus Tour minority student recruitment initiative.

RETENTION AND STUDENT SUCCESS

Retention and Student Success is the home for academic support services at Ferris State University. The purpose is to provide developmental courses, educational counseling, and academic support services that will empower students enrolled at Ferris State University to achieve their educational and career goals.

STUDENT AFFAIRS

The division of Student Affairs provides a variety of programs and services for students through the following departments: Birkam Health and Counseling Center, Center for Leadership, Activities and Career Services, Admissions, Registrar's Office, Financial Aid, Institutional Research and Testing, Enrollment Services, Office of Multicultural Student Services, Student Conduct, Student Employment, Student Life, University Center, and University Recreation. These departments promote, support and complement the mission of the institution by working collaboratively with students, faculty, staff and the surrounding communities to create student learning opportunities and foster student success.

STUDENT EMPLOYMENT

The Student Employment Office is located in the Timme Center for Student Services. Its goal is to assist students in finding part-time employment that will provide income while attending Ferris as well as help them learn transitional skills that will benefit them upon graduation. There are over 2,000 student employees on campus every year. In addition to helping students find jobs on campus Student Employment offers off-campus job postings for area businesses. The office participates in the Federal Community Service Work Study program that allows students to work in community-based positions in the area such as the local food pantry, working as a reading tutor for local students, or the local recycling center. Students may also sign up for the Quick Cash program that puts them in touch with local residents who are looking to hire students for odd jobs such as yard work, painting, etc. More information on Student Employment can be found on our web page <http://www.ferris.edu/HTMLS/admision/financialaid/employment/index.htm>

Having a part-time job while going to school is a great way for students to interact with others, learn valuable job skills, and earn some spending money to keep student loans to a minimum!

TRANSFER SERVICES CENTER

The Transfer Services Center is committed to creating conditions that foster student success and promoting access to higher education and degree attainment by facilitating successful transfer of college and articulated credit. The department offers support and services for community colleges and transfer students through community college agreements, articulation agreements, and transfer guides. For high school students, the Center coordinates dual enrollment, concurrent enrollment, and articulation, as well as programs to help high school students become college ready through the Center for College Readiness.

FERRIS BUILDINGS AND POINTS OF INTEREST

Alumni Building (1929) - The oldest building on campus and the only building to survive the fire in 1950, the Alumni Building houses the University Archives and Extended and International Operations, which administers Ferris Statewide, Ferris Online, Conference and Professional Services, Office of International Education, Entrepreneurship Institute, Academic Incubator, and the doctorate program in Community College Leadership. Classrooms and faculty offices for the College of Arts and Sciences are also in this building.

Arts and Sciences Commons (1996) - This building houses Arts and Sciences faculty and administrative offices, Retention & Student Success faculty and administrative offices, the Academic Support Center, the Card Wildlife Education Center, and the Writing Center, which provides peer tutoring to assist students with writing and study skills. The building also features "The Visionary," a mural - one of the largest of its type in the world - depicting the history of FSU. The Arts and Sciences Commons structure connects the Science and Starr Buildings.

Automotive Center (former Technical and Applied Arts Center) (1956) - The Automotive Center comprises the instructional and lecture facilities for Automotive Services, Automotive Management and Automotive Engineering Technology.

Birkam Health Center (1959) - This building houses the Birkam Health Center as well as the Counseling Center to provide a wide variety of health care and mental health services. It is also the home of the Office of Student Conduct.

Bishop Hall/College of Education (1967) - Built as a residence hall, Bishop Hall/College of Education was remodeled in 1986 to house the College of Education & Human Services administrative offices and classrooms. Tot's Place is also located in Bishop.

Business Building (1970) - The College of Business houses regular and team-based classrooms and computer labs (Mac, PC, and Networking), as well as administrative and faculty offices. The facility also includes an auditorium that accommodates in excess of 200.

Creative Arts Center (1965) - This building houses the studios, classrooms, and faculty offices needed for the Studio Arts in the College of Arts and Sciences.

Ewigleben Sports Complex/Ice Arena (1974) - This building comprises two indoor ice rinks and a recreational wing with facilities for intercollegiate hockey, recreational hockey and skating, basketball, and volleyball, all completed in 1975. An addition completed in 1981 includes fitness and sports-medicine facilities and a volleyball arena.

GENERAL INFORMATION

Ferris Library for Information, Technology, and Education (FLITE) (2001) - Located in the heart of the main campus, FLITE features a variety of work and study spaces, including an information commons, 4 instructional studios, 8 seminar rooms, 54 individual and group study rooms, a reading room, an extended-hours study area, and the FCTL Learn Lab, all with wireless access capability. The building has a total seating capacity of 1,300 and provides access to 172 public computers. FLITE provides access to over 77,000 periodicals, most of which are accessed online, and houses over 250,000 volumes. FLITE also provides access to over 187,000 e-books. FLITE librarians taught over 500 instruction sessions in FY13 for Ferris students. Additionally, FLITE librarians bring library instruction to our campus students around the state. FLITE is a U.S. Government Documents Depository, a Patent and Trademark Depository Library for western Lower Michigan, and a depository for the U.S. Bureau of the Census. FLITE is the home to several other university departments such as the Faculty Center for Teaching and Learning, the Office of Multicultural Student Services, Media Production, and The Jim Crow Museum of Racist Memorabilia. In 2013, the building became the home of the new FLITE Between Chapters Café.

G. Mennen Williams Auditorium (1961) - This facility houses FSU's theater program and also serves as the major multipurpose auditorium for the FSU campus. With seating for 1,644, Williams Auditorium hosts musical, dramatic, cultural, and convocation events throughout the year. It also is available for public rental use when scheduling allows.

Granger Center for Construction & HVACR (2003) - The Granger Center for Construction and HVACR is a state-of-the-art facility - an interactive learning center where all structural steel, process piping, mechanical systems, and electrical systems are exposed or visible behind glass. The Center focuses on both theory and application. Its laboratory facilities provide a practical, "hands-on" experience using an extensive array of sophisticated up-to-date equipment devoted to testing and solving problems students are likely to encounter in the field.

Heavy Equipment Center (1987) - This 53,000-square-foot building accommodates students in the 2- and 4-year heavy equipment technology programs. The HEC building is the largest facility in the country dedicated to educate and train graduates for entry into the heavy equipment industry workforce; additionally, it is home to the Heavy Equipment Service Engineering Technology B.S. Degree, the only one of its kind in the U.S.

Interdisciplinary Resource Center (1969) - This building contains one large lecture hall seating 120, five classrooms with state-of-the-art teaching technology seating 30-50, television studios, the Center for Latino Studies, and the Office of International Education that includes one computer classroom. The second floor houses faculty from the College of Business.

Katke Golf Course (est. 1975) - This course offers 21 holes of championship golf. The original 18-hole course is a par 72 measuring 6,967 yards from the Black tees, 6,317 from the Crimson tees, 5,648 from the Silver tees and 4,752 from the Gold tees. Katke also features a "Family Tee" for juniors and new golfers. The D.O.G. Tee or *Developing Original Golfers* Tee allows new golfers the ability to play with more experienced players.

Katke's award-winning practice facility features three practice holes (#19, #20 and #21), 100,000 square feet of natural grass teeing space, six target greens, a short game area for pitching, chipping, and bunker play and multiple putting greens.

The Katke Clubhouse sits atop the highest point in Mecosta County with excellent views of the county to the west and of the FSU Campus to the east. The clubhouse provides full-service amenities including a fully stocked Golf Pro Shop, men's and women's locker rooms, Founders Grill which features a variety of food and beverage options, and a Multi-Purpose Room with seating for up to 50 guests, perfect for business meetings or small parties.

A PGA Professional Staff is available daily providing all of the needed services for golf-outing events, tournament needs, golf instruction and clinics, and custom club fitting.

The golf course is conveniently located adjacent to the Holiday Inn Hotel and Conference Center.

McKessy House (1989) - McKessy House, resembling an Old English cottage on Cedar Street, north of Williams Auditorium, was purchased by Ferris State University in 1989 as a result of a generous gift from Gerald McKessy, a 1929 graduate of Ferris's college-preparatory program who went on to graduate from the Detroit College of Law in 1933. Mr. McKessy was a charter member of the Presidents Club, a member of the Phoenix Society, a founding father of the Alumni Foundation, a 12-year member of the Board of Directors of the Alumni Association, and a recipient of the Distinguished Alumnus Award in 1971 for the generous donation of his time and talents to Ferris State University. Mr. McKessy donated stock, the proceeds of which were used to buy the house, barn and two acres that are now utilized as parking and additional Arts and Sciences classroom space. Mr. McKessy's gift also made it possible to remodel the house which is currently occupied by the Division of Governmental Relations and General Counsel. This division is responsible for governmental and community relations, legal affairs, equal opportunity, and labor relations.

GENERAL INFORMATION

Michigan Art Walk (1996) - The Michigan Art Walk is an ongoing project whereby original pieces of art work created by Michigan artists are installed throughout campus and linked by a meandering pathway, ultimately reaching into the Big Rapids community. The inaugural sculpture of the Michigan Art Walk, by Ann Arbor-based artist Barron Naegel, was installed in the fall of 1996. Also installed in the fall of 1996 were a wall sculpture by Daniel Roache, under the auspices of the Presidential Art Collection, and the main panel of Robert Barnum's "The Visionary," which depicts the history of Ferris State University. The unveiling of "Escape," an outdoor sculpture by R. Farrington Sharp, on October 17, 1997 continued the project, along with the side panels of "The Visionary" which were unveiled on February 20, 1998, completing Barnum's triptych. "Totem Stack," a sculpture by Ferndale artist Albert Young, was unveiled on May 7, 1998. "Muse" by Irina A. Koukhanova, was dedicated on November 19, 1998, and sculptor Fritz Olsen's "Ripples" was unveiled November 19, 1999. Lois Teicher's functional piece, "Bench With Three Deep Seats," was dedicated on June 14, 2000. "Ferris Arch," a limestone sculpture by Kenneth Thompson, was dedicated October 10, 2001. Mark Chatterley's "Journey to the Body Collective", a flying wall sculpture located in the reading room at FLITE, was dedicated on October 29, 2002. Robert Barnum's "Of Thought and Reason," a 130-foot-long, 10-foot-tall painting on canvas located in FLITE's Extended Study Area was unveiled on August 28, 2003. Ray Katz's "Celebration," a large-scale metal sculpture, was unveiled September 3, 2004. The "TO STRIVE, TO SEEK, TO FIND" sculpture is dedicated to the 125th anniversary of FSU. The sculpture was created in a partnership between Ferris Fine Arts and the campus Welding Engineering Technology Program and was funded under the FSU Festival of the Arts. Important comments, quotes or sayings about Ferris are cut into the figure form support plates redefining viewer response and increasing level of content. The Art Walk pieces can be viewed on the Ferris website along with information about the artists.

Michigan College of Optometry (2011) - This state-of-the-art 87,000-square-foot building is the university's first Leadership in Energy and Environmental Design (LEED) certified building. The facility houses the offices and classrooms of the Michigan College of Optometry, as well as the teaching laboratories including the Herbert H. and Grace A. Dow Interactive Eye Learning Center. It is also the site of the University Eye Center, which provides clinical-education experiences for optometry interns as well as patient vision- and eye-health services to the public.

Music Center (1962) - The Music Center is located in the heart of the campus at the foot of the Carillon Clock Tower on the south end of the quad "green space" and just north of Top Taggart Field (football stadium). This facility offers rehearsal and practice space for all varieties of ensembles. The band room can accommodate groups of up to 100 musicians and the Choral Room provides room for 60 musicians. Private practice rooms are available and are ideal for individual practice or small groups of 2-3 persons. Each practice room contains an acoustic piano. The Humanities Department maintains these instruments (regular tuning, etc.) as a service to currently enrolled students. The piano lab has 15 stations (full-size digital pianos) which are used for group instruction and practice for those enrolled in music classes. The music faculty and ensemble director's offices are also in the Music Center.

National Elastomer Center for Plastics and Rubber Technology (1987) - The Ferris Plastics and Rubber program is the largest and most respected undergraduate program of its kind in the United States. The Plastics B.S. program was started in 1982 and continues to fill a great need in the growing plastics industry for technically trained personnel. Ferris graduates gain immediate status as recognized technical leaders. This innovative program provides students with a background that includes topics such as processing, material testing and properties, and mold and product design. Classes emphasize hands-on learning, using the same type of equipment that is currently used in industry. The Plastics building was expanded in 1998, and renamed the "National Elastomer Center" to include educational space for the new Rubber degrees. The Rubber program is a unique educational experience with graduates being sought after by the rubber industry. Coursework follows the original plastics degree in processing, testing, and design but also includes rubber compounding. The plastics and rubber industry has shown support for the Ferris programs by sponsoring the construction of the Plastics Building in 1987 and the expansion in 1998 with funding for equipment and supplies, providing job experience by employing our students for summer internships and finally hiring our graduates.

Pharmacy Building (1972) - Designed to house all on-campus operations of the College of Pharmacy, this building includes specialized laboratories and the Ferris Pharmacy Care Clinic as well as an antique pharmacy exhibit.

Presidential Art Collection (1996) - Daniel Roache was chosen as the first contributor for a collection featuring commissioned works by Michigan artists honoring Ferris presidents. His aluminum, wall-mounted sculpture representing the seven (at that time) academic colleges hangs in the Williams Auditorium lobby. A bronze bust of President Byron Brophy by Midland sculptors James S. Hopfensperger and Joan Hopfensperger-Most was dedicated on April 30, 1999. It is on display in the Ferris Library for Information, Technology, and Education (FLITE).

Racquet Facility (acquired in 1980) - The facility offers 4 indoor tennis courts, 10 outdoor hard courts, 2 outdoor clay courts, 3 indoor racquetball courts, cardiovascular and free-weight equipment, aerobic and fitness classes, tanning booths, tennis lessons, clinics and league programs, rental equipment and a full-service tennis pro shop. This facility serves intercollegiate athletes, the club tennis team, faculty/staff, students, the general public, and as a laboratory for the Professional Tennis Management program.

Rankin Center (1957) - Please see the University Center.

Science Building (1956) - Remodeled and expanded in 1967 and completely renovated in 1997, this building provides teaching auditoria, classrooms, and science laboratories for the College of Arts and Sciences, as well as the Rawlinson Observatory, John and Rhea Smith Greenhouse, and Reitz Reading Room.

GENERAL INFORMATION

Starr Building (1961) - Completely renovated in 1995, students now enjoy new furnishings, state-of-the-art instructional equipment, multimedia labs, study rooms, and lounges in the Starr Building. It is FSU's largest general classroom building and houses the Educational Counseling and Disabilities Services office and Williams Auditorium, where dozens of live performances and special events are offered each year.

Student Convocation Center/Wink Arena (1999) - This 42,000-square-foot facility, located adjacent to the Ewigleben Ice Arena, seats 2,400, and includes prime sections of chair-back seating. The building complex features an expanded lobby that adjoins the Ice Arena with a pro shop, concession stands, and a display for the Bulldog Hall of Fame. This center serves as the home for the FSU men's and women's basketball programs, and is also used for commencement ceremonies, major concerts, and special events.

Student Recreation Center (1998) - The former HPE/Wink Arena building was remodeled and reopened August 30, 1998. The facility gives students, faculty, staff, and community members a modern gymnasium, weight room, aerobic rooms, exercise machines, elevated track, 40-foot climbing wall, and indoor swimming pool.

Swan Technical Center (1966) - This building contains many classrooms and laboratories designed specifically for engineering and engineering-technology instruction. The building also contains the administrative offices of several College of Engineering Technology programs.

Timme Center for Student Services (CSS) (1967) (Renovated 2002) - As the official "welcome center" for the university, the Timme Center for Student Services (CSS) serves as a one-stop service center in which students can register for classes, obtain financial aid and housing information, request transcripts, pay bills, and inquire about student employment opportunities. Highlights of Timme CSS include a glass atrium that extends the full height of the eastern side of the building and a second atrium facing State Street, providing natural sunlight and openness for the building. Formerly the campus library, the Timme CSS is a place of diversity, art, history and service. The first floor houses the Financial Aid, Business, and Student Employment offices; the offices of Admissions and Records, Enrollment Services, Academic Senate, and Institutional Research are on the second floor. The third floor features a display of Ferris historical memorabilia, as well as houses the offices of the President, Provost & Vice President for Academic Affairs, Vice President for Student Affairs, Vice President for Diversity and Inclusion, Budgetary Planning and Analysis, and Testing. The carefully chosen combination of offices and services provides a wonderful welcome to all constituents in the middle of campus.

Tot's Place (instituted 1987) - Located on the first floor of Bishop Hall, Tot's Place Child Development Center is a nationally accredited full service child care center providing educational programs for children of FSU students, faculty/staff, and the surrounding community. Tot's Place also serves as a laboratory for many FSU academic programs.

University Center – The new modern University Center formerly known as the Rankin Student Center is currently under construction. The facility is scheduled to open in January 2015. The updated facility will provide a wide variety of services and activities to meet the needs of students, faculty, staff and guests of the university. The center will offer an updated any time dining service with a retail component, Starbucks Coffee Shop, Barnes & Noble Bookstore, fine arts gallery, First Lady's Attic, several multi-purpose meeting rooms, a ballroom, commuter lounge and study lounge with computers and printing capabilities. Also, there will be several lounges that will provide comfortable areas for studying, relaxing and social engagement. Offices for student organizations include The Student Government of FSU, Entertainment Unlimited (programming board) and S.E.R.V. – Veteran's Association. On the administrative side, there will be the Dean of Student Life, Center for Leadership, Activities and Career Services, Catering Services, University Center and Student Technology Services.

Victor F. Spathelf Center for Allied Health (1979) - This four-level structure contains the specialized classrooms, laboratories, and offices for the students, faculty and administration of the College of Health Professions.

FERRIS STATE UNIVERSITY CALENDAR

Fall Semester, 2014

Aug. 20-22	Late Registration
Aug. 25	Classes begin
Aug. 25-28	Drop/Add
Sept. 1	Labor Day - no classes
Oct. 20	Mid-term grades due
Oct. 30	Last day for approved unqualified W grade
Nov. 26	Thanksgiving recess begins
Dec. 1	Classes resume
Dec. 5	Last day of classes
Dec. 8	Examination week begins
Dec. 12	Last day of examination week
Dec. 13	Fall Commencement
Dec. 15	Final grades due

Spring Semester, 2015

Jan. 7-9	Late Registration
Jan. 12	Classes begin
Jan 12-15	Drop/Add
Jan. 19	Martin Luther King Birthday - no classes
Mar. 7	Spring recess begins
Mar. 9	Mid-term grades due
Mar. 16	Classes resume
Mar. 26	Last day for approved unqualified W grade
Apr. 2	Mid-term break begins - no classes
Apr. 6	Classes resume
May 1	Last day of classes
May 4	Examination week begins
May 8	Last day of examination week
May 8 & 9	Spring Commencement
May 11	Final grades due

FERRIS STATE UNIVERSITY CALENDAR (continued)**Summer Semester, 2015**

May 18	Late Registration
May 19	Classes begin
May 19-22	Drop/Add
May 25	Memorial Day - no classes
July 3	Independence Day recess - no classes
July 9	Last day for approved unqualified W grade
Aug. 12	Last day of summer semester classes

Fall Semester, 2015

Aug. 26-28	Late Registration
Aug. 31	Classes begin
Aug. 31-Sept. 3	Drop/Add
Sept. 7	Labor Day - no classes
Oct. 19	Mid-term grades due
Nov. 5	Last day for approved unqualified W grade
Nov. 25	Thanksgiving recess begins
Nov. 30	Classes resume
Dec. 11	Last day of classes
Dec. 14	Examination week begins
Dec. 18	Last day of examination week
Dec. 19	Final Commencement
Dec. 21	Final grades due

GENERAL INFORMATION

TELEPHONE NUMBERS (frequently used)

The telephone number for the Ferris State Call Center is (231) 591-2000; the telephone operator can assist you. Most colleges, departments and offices also have their own numbers. The toll free number is 800-433-7747. Some frequently called numbers are listed below:

Academic Deans' Offices

College of Arts and Sciences	591-3660
College of Business	591-2420
College of Education & Human Services.....	591-3648
College of Engineering Technology.....	591-2890
College of Health Professions	591-2270
College of Pharmacy	591-3780
Kendall College of Art & Design	616-451-2787
Michigan College of Optometry at FSU	591-3700

Academic Services

Extended and International Operations

Ferris Statewide & Online (off-campus & online offerings)	591-2340
Office of International Education.....	591-2450
Retention and Student Success	591-2428

Student Services

Admissions & Records	591-2100
Birkam Health Center	591-2614
Business Operations	591-3972
Career Services	591-2685
Institutional Research & Testing.....	591-3628
Orientation	591-3048
Residential Life (Housing)	591-3745
Student Employment	591-2012

General

Alumni Relations.....	591-2345
Athletic Department.....	591-2860
FLITE Library.....	591-3500
Public Safety	591-5000
Student Activities.....	591-2685
University Advancement & Marketing	591-3815
University Center	591-5916

Kendall College of Art & Design 616-451-2787

Admissions – dial main number and ask for.....	EXT 3011
College Counselor - dial main number and ask for.....	EXT 1136
Enrollment Management - dial main number and ask for	EXT 1113
Financial Aid - dial main number and ask for	EXT 1112
Library - dial main number and ask for.....	EXT 1121
Registrar - dial main number and ask for	EXT 1128

EDUCATIONAL GRANTS AND SCHOLARSHIPS

2014-2015 FIRST-TIME FRESHMAN SCHOLARSHIPS			
<u>Scholarship</u>	<u># Awarded</u>	<u>Total Amount</u>	<u>Average Award</u>
Founder's	51	\$570,690	\$11,170
President's	41	\$225,500	\$5,500
Provost's	179	\$716,000	\$4,000
Dean's	193	\$579,000	\$3,000
Ferris Gold	248	\$372,000	\$1,500
Ferris Crimson	207	\$207,000	\$1,000

FEDERAL

Teacher Education Assistance for College and Higher
Education Grant (TEACH)
The Federal Pell Grant
The Supplemental Educational Opportunity Grant

STATE

Gear Up Grant
KCP Future Faculty Fellowship
Michigan Competitive Scholarship
Michigan Nursing Grant
Tuition Incentive Program (TIP)

INSTITUTIONAL

Ability Scholarship
Academic Opportunity Scholarship
Athletic Grants (Individual Sports)
COB Leadership Scholarship
College of Business Scholarship
Community Based Scholarship
COT Student Kickoff Award
Dean's Scholarship
Detroit Compact Scholarship
Doctor of Pharmacy Scholarship
Entertainment Unlimited Scholarship
Ferris Achievement Scholarship
Ferris Grant
Ferris Support Grant
Ferris Youth Initiative Scholarship
Founder's Scholarship
FSU Native American Tuition Waiver
Honors Residential Life Scholarship
Intensive English Scholarship
International Transfer Scholarship
Kelso-Battle Scholarship
Kendall Assistance Grant
Military Veteran's Scholarship
Non Resident Transfer Scholarship
Phi Theta Kappa Scholarship
President's Invitational Scholarship
President's Scholarship
PTM Scholarship
Residential Life Scholarship
Skills USA Scholarship
Spaghetti Bridge Competition
Study Abroad Scholarship
Transfer Academic Achievement Scholarship
Transfer Academic Excellence Scholarship
Transfer Residential Life Scholarship
Wade McCree Scholarship
Wenrich Tuition Scholarship

EDUCATIONAL GRANTS AND SCHOLARSHIPS

GRANTS AND SCHOLARSHIPS

1968 Football Scholarship
A. Cramer Memorial Scholarship
A.M Aguirre Memorial
Abbott Laboratories Scholarship
Abigail Smith Timme
AFSCME Local 1609
AITP Scholarship
Alton/Evelyn Brayton Scholarship
Alumni Association Legacy
American Asoc. of HTG, REF and A/C Eng.
American Foundation for Vision Awareness
American Hotel Foundation Scholarship
American Photo Marketing Scholarship
American Professional Estimators Scholarship
American Society for Quality Control Scholarship
Amerikam Scholarship
Amy Ament Award
Andrea L. Warfield Memorial Endowed Scholarship
Andrew Jeffrey Crim Justice
Anne Szabunia Memorial Scholarship
AOA Advantage Scholarship
AOF Carl Zeiss Vision Fellowship
Arab American Pharmacist Assoc.
Architectural Metals
Arnold & Carolyn Johnson Scholarship
ASHP Student Leadership Award
Atwell, LLC Surveying
Automotive Aftermarket Industry Scholarship
AWS - Detroit Scholarship
AWS - District Eleven Scholarship
AWS - Miami Scholarship
AWS - National Named Scholarship
AWS - Saginaw Scholarship
AWS - West MI Scholarship
AWS - Past Presidents Council Scholarship
AWS - Resistance Welder Scholarship
Bachelor of Integrative Studies
Barbara Chapman International Study
Barbara Reuther Memorial Nursing
Barnes & Noble Scholarship
BCI New OD Scholarship
Bel-Aire HVACR Scholarship
Big Rapids Garden Club Scholarship
Bill & Lynne Scheible Scholarship
Bingman Scholarship
Biology Faculty/Staff
Blanche Arnold Scholarship
Board of Nursing Scholarship - MSN
Board of Nursing Scholarship - RN
Brian & Grace Brown Scholarship
Brian Chapman Memorial PGM Scholarship
Brian McDonald Scholarship
Brian Tomczyk Memorial
Brudy Memorial Pharmacy Scholarship
Builders Exchange of GR & W. MI
Bush Insurance Scholarship
Business Student Assistance Scholarship
C. Alan Tressler Memorial Scholarship Fund
Call Family Scholarship
Canadian Lakes Garden Club Scholarship
Canadian Lakes Mecosta County Scholarship
Canteen Services Inc. Scholarship
CAS Dean's Legacy Annual Scholarship
Cascade Engineering Annual Scholarship
CCNA Certification Scholarship
Charles & Dorothy Peterson
Charles & Mary Bacon
Charles G. Jehnzen Basketball Scholarship
Charles Hampton Scholarship
Charles/Kimberly Christmas Scholarship
Charlotte Kiwanis Scholarship
Charter Schools Office Scholarship
Chase Plastic Scholarship
CJ General Scholarship
Clare & Patsy Johnson
CLS - Clinical Lab Sciences Scholarship
CM Industry Golf Outing Scholarship
Coach Walton & Barbara Piggott
College of Business Management Department
College of Education Alumni Scholarship
Construction Assoc/Don Purdie Mem Sch
Construction Assoc/Rick Cianek
Construction Mgmt industry
Cory Myrie Memorial
Criminal Justice Annual
Cummings Scholarship
Curtis Brown Scholarship
CVS Pharmacy Award
D. Edwards Intercollegiate Soccer
Dacho & Ruth Dachoff
Daniel Tyler Scholarship
Daudi Book Scholarship
David D. Whalen Scholarship
David E. Hamilton Endowed
David Pao International Scholarship
David Prior Scholarship
David R. Greer Surveying Engineering Scholarship
David/Carol Drake Scholarship
DECA Scholarship
Dee Kap Memorial Scholarship
Delta Tau/Lambda Chi Scholarship
Dental Health Prof. Dental Hygiene Scholarship
Diane Nix Memorial Scholarship
Dick Brammer Scholarship
Dick Dolack Excellence in Officiating Scholarship
Dieter H. Weiss Award

EDUCATIONAL GRANTS AND SCHOLARSHIPS

Distinguished Zerocrats Scholarship
 Doc Heeter Blueline Club
 Doctor of Pharmacy Scholarship
 Doke & Thomas Family Scholarship
 Donald and E. Lyle Magee Scholarship
 Donald Lowell
 Donald Shreve Scholarship
 Douglas Froelich Scholarship
 Douglas Hagemann Scholarship
 Dr. Adnan Dakkuri Pharmacy Scholarship
 Dr. Gabriel Memorial End. Scholarship
 Dr. Henry R. Racki OPT Scholarship
 Dr. Henry Reitz End. Scholarship
 Dr. Ian Mathison Endowed Scholarship
 Dr. Jack Bennett Memorial Scholarship
 Dr. Merrill R. Murray Memorial Scholarship
 Dr. Walter Betts Memorial
 Dr. William Sakalauskas Scholarship
 Dr. William Sederburg Scholarship
 Duane Bremer
 Dykstra Scholarship
 E-Commerce Marketing Scholarship
 ECNS 115 Incentive Scholarship
 Ed Harris Memorial Scholarship
 Edward Griffin Memorial Teacher Education
 Edwin/Barbara Courtright Scholarship
 Elizabeth Claucherty
 Elizabeth Keeney Scholarship
 Ellen Haneline Memorial
 Ensign Family Endw
 Enterprise Book Scholarship
 Erik & Mary Doke
 EU Ability
 Ewigleben Scholarship
 Excellence in Optometry Scholarship
 F.A. Muehlenbeck Scholarship
 Faculty Spon. Stu Dev - A&S
 Fairman Scholarship Fund
 Falcone Memorial Scholarship
 Family Fare Pharmacy Scholarship
 Felpausch Pharmacy Scholarship
 Fenn & Associates Surveying Scholarship
 Ferris Academic Opportunity
 Ferris Cares Opportunity 125
 Ferris Foundation Need Based Scholarship
 Ferris Foundation Opportunity Scholarship
 Ferris Leach Annual Scholarship
 Ferris State University Scholarship
 Ferris/Jean Leach Scholarship
 FFA/Russel Moffett Scholarship
 Finishmaster Automotive Scholarship
 First Robotics Scholarship
 Fleet Mgmt
 Fortune/Morlock Memorial Scholarship
 Frances Friar Nursing Scholarship
 Frank & Mildred Justin
 Frank Karas Scholarship
 Frank Marra Memorial Scholarship
 Fred E. Taylor Endowed Scholarship
 Fred Kellogg Scholarship
 Frederick Broemer Award
 Freudenberg NOK Scholarship
 FSU Alumni & Friends Scholarship
 FSU Alumni Softball Scholarship
 FSU Dining Services Scholarship
 FSU/GRCC Assist Annual Scholarship
 FSU/GRCC Digital Animation & Game Design
 FSU/GRCC Digital Media Software Engineering
 FSU/GRCC Endowed Scholarship
 FSU/GRCC Industrial Technology & Management
 Fund Evaluation Group Scholarship
 G Storm Memorial Technical Teacher Education
 Gary & Jean Horn
 Gary Cousineau - Hockey
 Gary Waters Basketball Scholarship
 Geff Reinke Endowed Scholarship
 Gentex Corp
 Geodetic Designs
 George & Kathryn Menoutes Scholarship
 George Bowlby Scholarship
 George Holcomb Memorial Scholarship Fund
 George Kossaras Scholarship
 Gerace Construction Scholarship
 German Language & Culture
 Gilbert Cobb
 Glen's Pharmacy Scholarship
 GM Service Op Auto Tech Scholarship
 Godfrey Parsons Scholarship
 Gordon Kamstra Memorial Scholarship
 GR New Car Dealers Scholarship
 Grace Fleming R.N.
 Gregory Dreuth Scholarship
 H, I, & M Price
 Hagerman Scholarship
 Hammer's 4-C's Award
 Harley Halsted Scholarship
 Harper Wildern Pharmacy Scholarship
 Harry Larson Memorial Scholarship
 Harry Melling Memorial Scholarship
 Harry Swartz Pharmacy Administration Award
 Hashimi Dental Leadership Scholarship
 Health Professions Dean's Student Award
 Hedrick Assoc
 Helen Bennett Memorial Scholarship
 Helen Ferris Vartan Scholarship Fund
 Helen Popovich Scholarship
 Henry Tschappat Scholarship
 Hicks Gridiron Scholarship
 Hoexum Scholarship
 Honorable John O'Brien Scholarship

EDUCATIONAL GRANTS AND SCHOLARSHIPS

Hospitality GALA-DECA Scholarship
Hospitality Management Scholarship
Howard Hulsman Scholarship
HS Die Engineering, Inc.
HURCO Engineering Scholarship
Hurst Mechanical Inc. Scholarship
HVACR - Htg. Vent, A/C, Ref. Engineering Scholarship
Innovative Breakthrough SBM
Insurance Program Annual Scholarship
International Student Emergency Scholarship
International Student Endowed
J.N. Nelson Family Scholarship
J.E. Johnson Skilled Trades
J.P. Nelson
Jack LeBarre Scholarship
Jack Newcombe Scholarship
James & Christine Jacobs
James & Katy Moore - Heavy Equip
James & Katy Moore - Surveying
James & Nancy Walker
James Bolthouse Memorial Scholarship
James Shane Scholarship
Janet Nash
Japanese Parent's Textbook Scholarship
Jenny Jacobs Softball Scholarship
Jerry and Mary Ford Scholarship
Jerry Moore Memorial PGM Scholarship
Jessica Nagle-Wilson Scholarship
Jim Ferrell Memorial Endowed Scholarship
Jimmie & Marlene Rodgers
Joan E. Totten
Joan Nelson Scholarship
Joan Reirson Draugalis Endowment
John Celestino Endowed Scholarship
John Christie Scholarship
John Deere Foundation Scholarship
John J. Wheeler Scholarship
John Ladd
John Newell Scholarship
John P. Nelson Endowed Scholarship
John R. Smith Memorial Endowed Leadership
John Sebold Memorial Scholarship
Jordan Scholarship
Joseph Bishop Surveying Scholarship
Joseph Juran Scholarship
Joseph Sasaki Scholarship Fund
Jourdain Scholarship
Julia McCormick
Junior Achievement Scholarship
K-Mart Pharmacy Scholarship
Karl Huffman
Karlis K. Kazerovskis Scholarship
Kathleen & Edward Lunt
Kauzlarich/Campana Family
Kearn's Educational Award
KEBS Incorporated Scholarship
Ken Schmitigal
Kendall Digital Media Scholarship
Kenneth Spoerk Memorial Scholarship
Khagendra Thapa K. Surveying Scholarship
Korean Students Scholarship
Kurt Hellthaler Memorial Scholarship
L & J Keys Scholarship
Labroff Scholarship
Lang & Lit Annual
Laverne Curtis Scholarship
Leslie Osborn
Lewis & Barrister-COE Dev
Lewis & Lewis Surveying
Long Scholarship
Louis/Angeline Burg Scholarship
Lula Coker Nash Scholarship
Mahida Surveying Scholarship
Marco Family Foundation Grant
Marriot Golf Scholarship
Martin J Wozniak End. Scholarship
Mary Ann Hashimi Memorial Scholarship
Mary C. Feint Surveying Scholarship
Mary McCorriston Child Development
Mary T. Creswell Scholarship
Mathematics Faculty/Staff
Mathison Fellowship Enw
Mathison Legacy Endowed
Matt Lichtle Scholarship
Maude Bigford
Maude Korstange Scholarship
Mavcon "Ken Reinink" Construction Sch
McKesson Med. Mgmt Dean's Scholarship
McLoughlin Family Endowed Scholarship
McNaughton/McKay Scholarship
MCO Alumni Endowed Scholarship
Mechanical Service Contractors of America
Mecosta Cnty Med Center Aux
Medicine Shoppe Scholarship
Meijer Inc. Accountancy Scholarship
Meijer Inc. Pre-Senior Scholarship Award
MI Foundation for Vision Awareness & MCO
1st Professional Year Optometry
MI Garden Club fka Federated Garden Club
MI Pharmacists A D PRFFLSM Award
Michael/Joann Bigford Scholarship
Michael/Paula Rushford Scholarship
Michelle Robinson Scholarship
Michigan Adjusters Association Scholarship
Michigan Association Pipe Trades Scholarship
Michigan Chapter Air/Cond Contractors Scholarship
Michigan Mechanical Contractor Scholarship
Michigan Office Solutions

EDUCATIONAL GRANTS AND SCHOLARSHIPS

Michigan Pharmacy Fund Scholarship
 Michigan Printing Week Association Scholarship
 Mid Michigan Pharmacists Association Scholarship
 Midland Lions Club R. Maier Scholarship
 Mike Shira Health Systems Management
 Millard/Ida Quinlan Scholarship
 Minnie Mould Marsh Endowed Scholarship
 ML King/ALPHA PHI ALPHA Scholarship
 ML King/Rosa Parks/KCP Future Faculty
 Moore & Bruggink Incorporated Scholarship
 Mylo Ragan Endowed Scholarship
 NA Heat-Air Conditioners Scholarship
 NACDS Dean's Scholarship
 National Guard Scholarship
 National Truck Equip Assoc
 Norman & Helen Bennett
 Northern Chapter MI Soc of Professional Surveyors
 Northern Michigan Road Commission Scholarship
 O.B. Davenport Scholarship
 O'Brien, Quy Scholarship
 Oakland Area Scholarship
 Off-Campus Endowed Scholarship
 Oldfield Family Educational
 Opportunity Ferris Cares_A&S
 Opportunity Ferris Cares_PHARM
 Opportunity Ferris Cares-CAHS
 Opportunity Ferris Cares-CEHS
 Opportunity Ferris Cares-COB
 Opportunity Ferris Cares-MCO
 Order of Omega Beta Phi Annual Scholarship
 Orville Hoffman Scholarship
 Oswald Rossi Scholarship
 Outer Drive Hospital Auxiliary Scholarship
 Patricia & Edward Sammel
 Patricia Berry Intensive English Scholarship
 Paul E. Borton Memorial Scholarship
 Paul Runyan Scholarship
 Paul Winfred Owens Scholarship
 PGA Diversity Scholarship
 PGM Alumni Scholarship
 PGM Scholarship
 Pharmacists Mutual Scholarship Award
 Pharmacy Alumni Scholarship
 Pharmacy Dean's Scholarship
 Phi Sigma Kappa Emerging Leader
 Phy Science Fac/Staff
 Plastics & Polymer Eng
 Progressive Group Alliance Scholarship
 PTM Scholarship
 Puterbaugh Scholarship
 Quality Air Annual
 R & N Phelps Family
 Rautiola PTM Scholarship
 Raymond Kenyon Scholarship
 Reed City FSU Distinguished Alumni Scholarship
 Reginald/Vivian Sharkey Scholarship
 RESPY Pharmacy Scholarship
 Retail Contractors Assoc
 Rettell Family Scholarship
 Rex Dew Memorial Textbook Fund
 Rhein Chemie Scholarship
 Richard Hunter Scholarship
 Richard Johnson Accountancy Scholarship
 Richard Sturm Memorial
 Richard Veazey
 Rick Rodenhouse Memorial Scholarship
 Rite-Aid Junior Scholarship Award
 Robert & Barbara Martin
 Robert & Frances Friar
 Robert & Judith Scranton
 Robert Brand Memorial Scholarship
 Robert Brauer Award
 Robert Buchdahl Memorial Award
 Robert Burtch Scholarship
 Robert Dougan Memorial
 Robert Friar Grandchildren
 Robert Hendricks Memorial Scholarship
 Robert Tenney
 Robert VanHoven Memorial Award
 Robert Williams Scholarship
 Robert/Jean Olson Scholarship
 Roberta Teahen Univ. Center for Extended Learning
 Roger/Debra Card Wildlife Scholarship
 Rolland L. Hicks Endowed Scholarship
 Ron Strohkirk
 Rought Surveying Scholarship
 Rowe Incorporated Scholarship
 Ruby MacNeill Endowed Memorial
 Rumsey Memorial Scholarship
 Runners Memorial Scholarship
 Russell & Avis Gerber Endowed Scholarship
 Russell G. Merithew Scholarship
 Ruth L. Shattuck Scholarship
 Ryan Matthew Clark
 Ryan McCandless Memorial
 Samuels Family Annual
 Sarangapani Mukundan
 Scott Sanders
 Scott Schultz Excellence Scholarship
 Scott Whitener Memorial Scholarship
 Searle Pharmacy Scholarship
 Seifferlein/Lusk Golf Team
 Sherman Throop Memorial Scholarship
 Shopko Pharmacy Scholarship Award
 Smith/Taylor/Malloy Scholarship
 Social Work Emeriti & Fac
 Society Of Mfg Eng - Chapter 11
 Society Of Mfg Eng - Chapter 38
 Stan Dean Memorial Endowed Scholarship
 Stechschulte Printing & Imaging Technology
 Stephen E Martin Memorial Award
 Steven Brown Memorial Scholarship

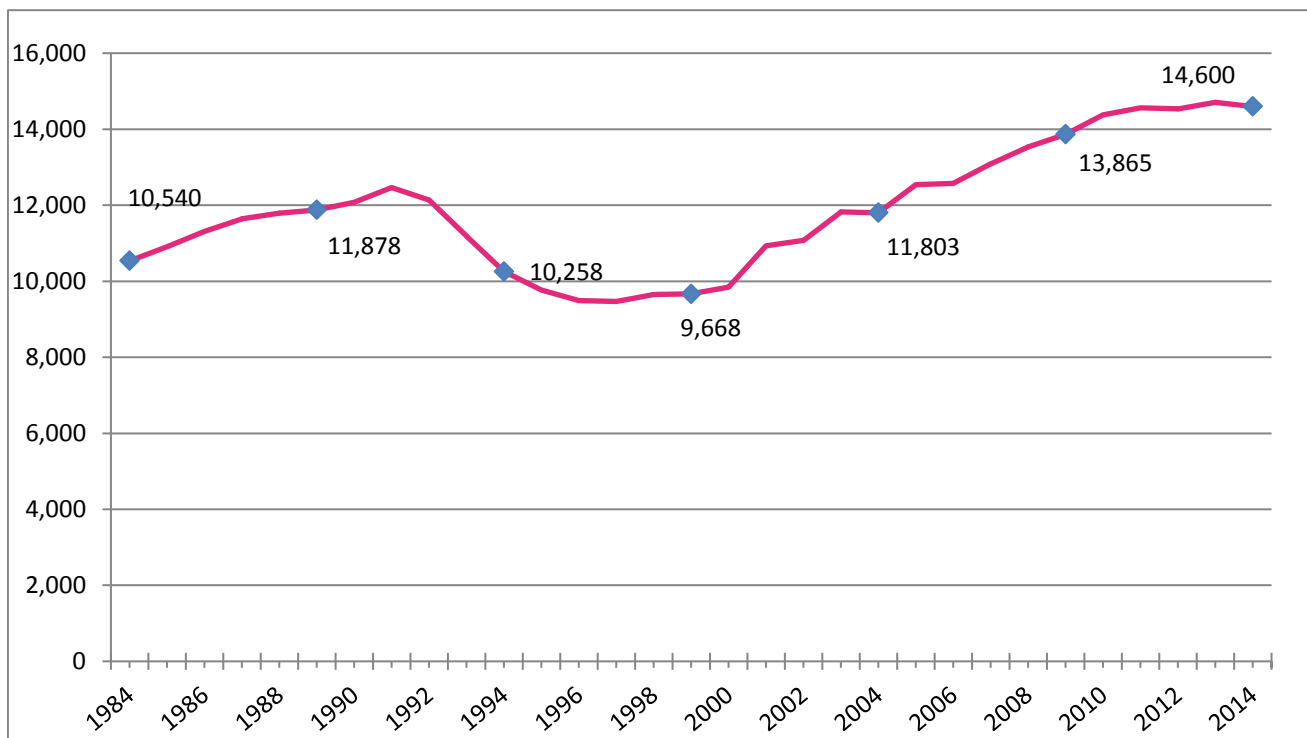
EDUCATIONAL GRANTS AND SCHOLARSHIPS

Student Affairs Student Leadership	Vision Service Plan Academic Scholarship
Student Ambassador Scholarship	W. J. Stevenson Scholarship Fund
Student Senator Scholarship	W.C. Judson Scholarship
Susan Greene Memorial Scholarship	W.S. Garrison Scholarship
Susan Marie Edwards Scholarship	Wal-Mart Optical Scholarship
TAC Automotive Group Scholarship	Wal-Mart Pharmacy Scholarship
Target Pharmacy Scholarship	Wanda Butler Memorial Award
Technology in Optometry Scholarship	Walgreen Scholarship
Theodore Moss Jr	Warren & Beverly Parker Scholarship Endowment
Theta Alpha Sigma Scholarship	Weeks-Lakin Optometry Scholarship
Thomas Johnston	Welding Competition Scholarship
Thomas Reuther Scholarship	Weller Family Annual
Thomas Sobota Memorial Scholarship	West MI Plumbers, Fitters, & Service Traders
Tingley & Associates Scholarship	West Michigan Credit Union Scholarship
TJ Amick Memorial Endw– Kendall Scholarship	West Michigan Mechanical Contractors Scholarship
Todd & Tami Jacobs	Whitehead Memorial Scholarship
Toyota Scholarship	Wildern Family Scholarship
Trevor Slot Memorial	William & Marjorie Linebaugh
TVP Silver Anniversary Scholarship	William Dengler
Upper Division Academic Scholarship	Willis J. Heyl Award in Pharmacognosy
Upper Peninsula MPA Scholarship	Wm Donahue Voc. Music
Urban Land Consultants Scholarship	WM Merle Morris Endowed Scholarship
Vanderlaan Leadership Award	1st Professional Year Optometry
VG's Scholarship	Woolpert LLP Scholarship
Virginia Shepler Annual	Zakov Family Endowed Scholarship

EDUCATIONAL GRANTS AND SCHOLARSHIPS**INSTITUTIONAL LOANS**

A.G. Buchman Student Loan Fund
 Abigail Timme Endowed Student Loan Fund
 Addie and Earl Campbell Memorial Loan Fund
 Alden W. Brown Student Loan Fund
 Alma Lidell Tufveson Memorial Loan Fund
 Al Pisa Pharmacy Student Emergency Loan
 Alumni Student Loan Fund
 Ansel C. Hook Memorial
 Arthur E. Ormsbee Memorial Loan Fund
 Asian Student Loan
 Augusta Taisey Memorial Loan Fund
 Bernice Behrens Student Assistance Fund
 Carlisle Memorial Fund
 Carlton G. Ferris Student Loan Fund
 Charles E. Schell Foundation Loan Fund
 Charles S. Neithercut Student Loan Fund
 College of Business Memorial Loan Fund
 David M. Denbrock Memorial Loan Fund
 Dingman, William E. Loan
 Discretionary Loan Fund
 Donald Rankin Loan
 Dr. Glenn Bond Memorial Loan Fund
 Dr. Henry Lowsma Memorial Loan Fund
 Dr. Ralph Pino Memorial Loan Fund
 Drs. Leo and Peter Scholler Loan Fund
 Earl H. McCormick Memorial Loan Fund
 Fern & William Brown Loan Fund
 Fern R. Holden Student Loan Fund
 France Vedder Loan
 Francis R. Piper Loan Fund
 Frank Clark Loan
 Fred W. Swan Memorial Student Assistance Fund
 George Berden Loan
 Geraldine MacGregor Loan Fund
 Gerrit Masselink Memorial Loan Fund
 Graphic Art Loan Fund
 Heinonen Memorial Loan
 Helena Paris Loan Fund
 Herbert H. Martz Student Assistance Fund
 for Pharmacy Students
 Jay Oviatt Pharmacy Student Loan Fund
 Kappa Alpha Psi Loan
 Kenneth Spoerk Memorial Loan Fund
 Kuhlman/Greene Memorial Loan
 Labroff Business Assistance Loan
 Leon Bush Loan
 Leon Probst Memorial Loan Fund
 Lithocrafters and Bookcrafters Loan Fund
 Louis Legg Loan
 Lowell DeMoss Memorial Student Loan Fund
 Lynn H. Cook Memorial Loan Fund
 Lynn W. Cookson Loan Fund
 M. Louis Fishman Memorial Loan Fund
 Max E. Smith Memorial Loan Fund
 MI Construction Equipment Dealer Loan
 MI Federation of Women's Clubs Student Loan
 MI Assoc. of Edu. Secretaries Memorial Loan Fund
 Michigan Pest Control Loan
 Morton Rehab Loan
 Nancy Ingall Memorial Loan Fund
 Northern Michigan Road Comm Assoc Loan Fund
 Orville Plank Memorial Loan Fund
 Perry Converse Loan
 R H Pino Loan
 Ralston M. Wylie Student Loan Fund
 Raymond and Vida Sines Memorial Fund
 Raymond W. Starr Student Loan Fund
 Redman Agency Inc. Student Loan Fund
 Regina L. Stevenson Holt Memorial Loan Fund
 Richard J. and Marion Morley Memorial Loan Fund
 Robert and Gertrude Burns Memorial Loan Fund
 Roger Allen Student Assistance Fund
 Ronald Cronk Loan
 Ronald M. Solomon Memorial Loan Fund
 Roy Alvarado Memorial Loan Fund
 Roy Clark Vandercook Memorial Loan Fund
 Rueben E. & Gertrude A. Trippensee Memorial Loan
 Special Loan Fund
 Steve Bordano Memorial Loan Fund
 Townsend and Buttum, Inc. Student Loan Fund
 United Migrants Loan
 Victor Spathelf Loan
 Walter Armbruster Memorial Loan Fund
 Walter H. Gillette Memorial Loan Fund
 Will Lane Pharmacy Student Assistance Fund
 William C. Moore Memorial Loan Fund
 William O. Wolfinger Memorial Loan Fund
 Wolverine Club Student Loan Fund

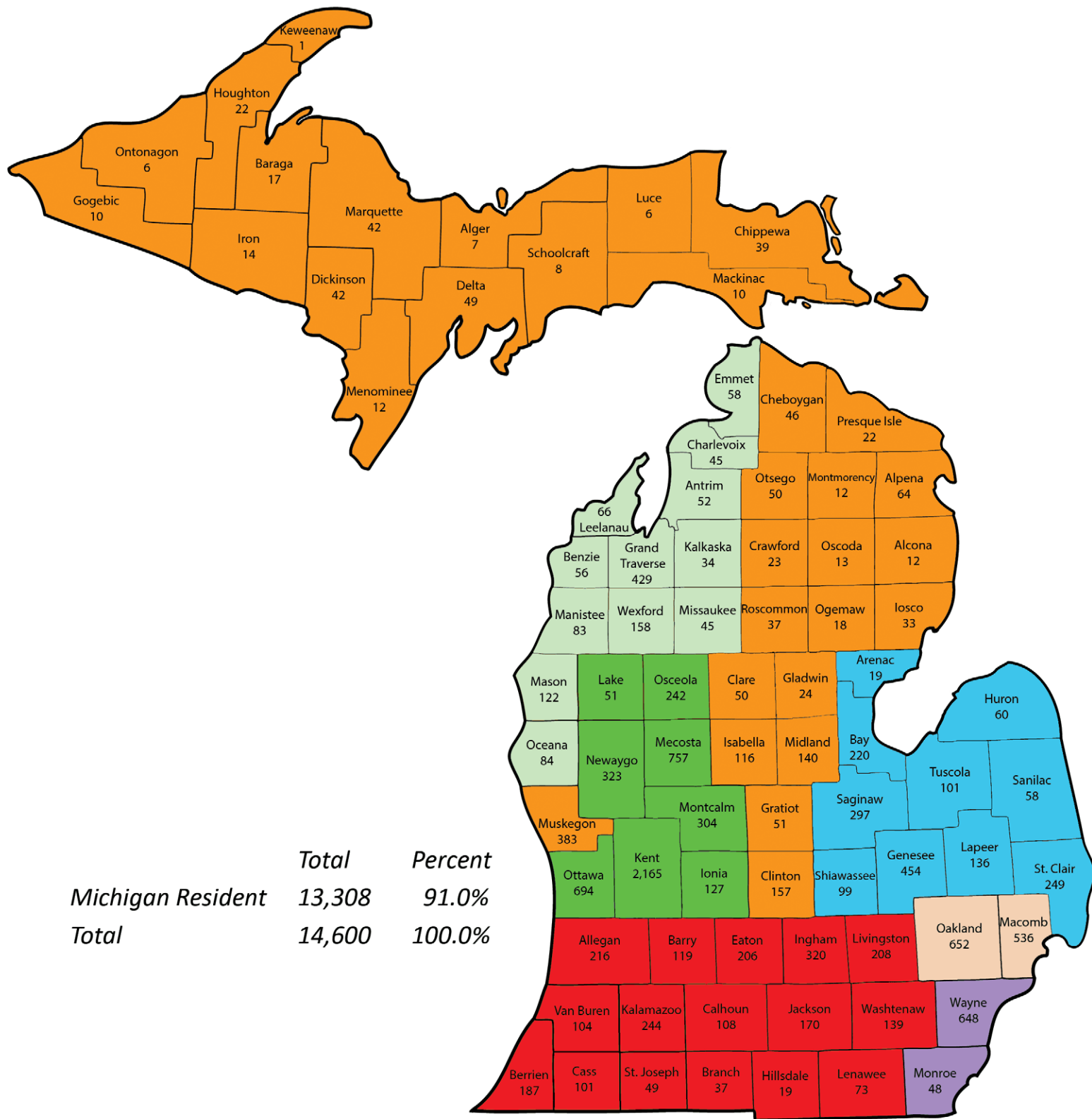
ENROLLMENT

TOTAL HEADCOUNT ENROLLMENT**FALL ENROLLMENT 1984 - 2014**

1984	10,540	2000	9,847
1985	10,909	2001	10,930
1986	11,310	2002	11,074
1987	11,643	2003	11,822
1988	11,792	2004	11,803
1989	11,878	2005	12,540
1990	12,076	2006	12,575
1991	12,461	2007	13,087
1992	12,134	2008	13,532
1993	11,188	2009	13,865
1994	10,258	2010	14,381
1995	9,767	2011	14,560
1996	9,495	2012	14,533
1997	9,468	2013	14,707
1998	9,651	2014	14,600
1999	9,668		

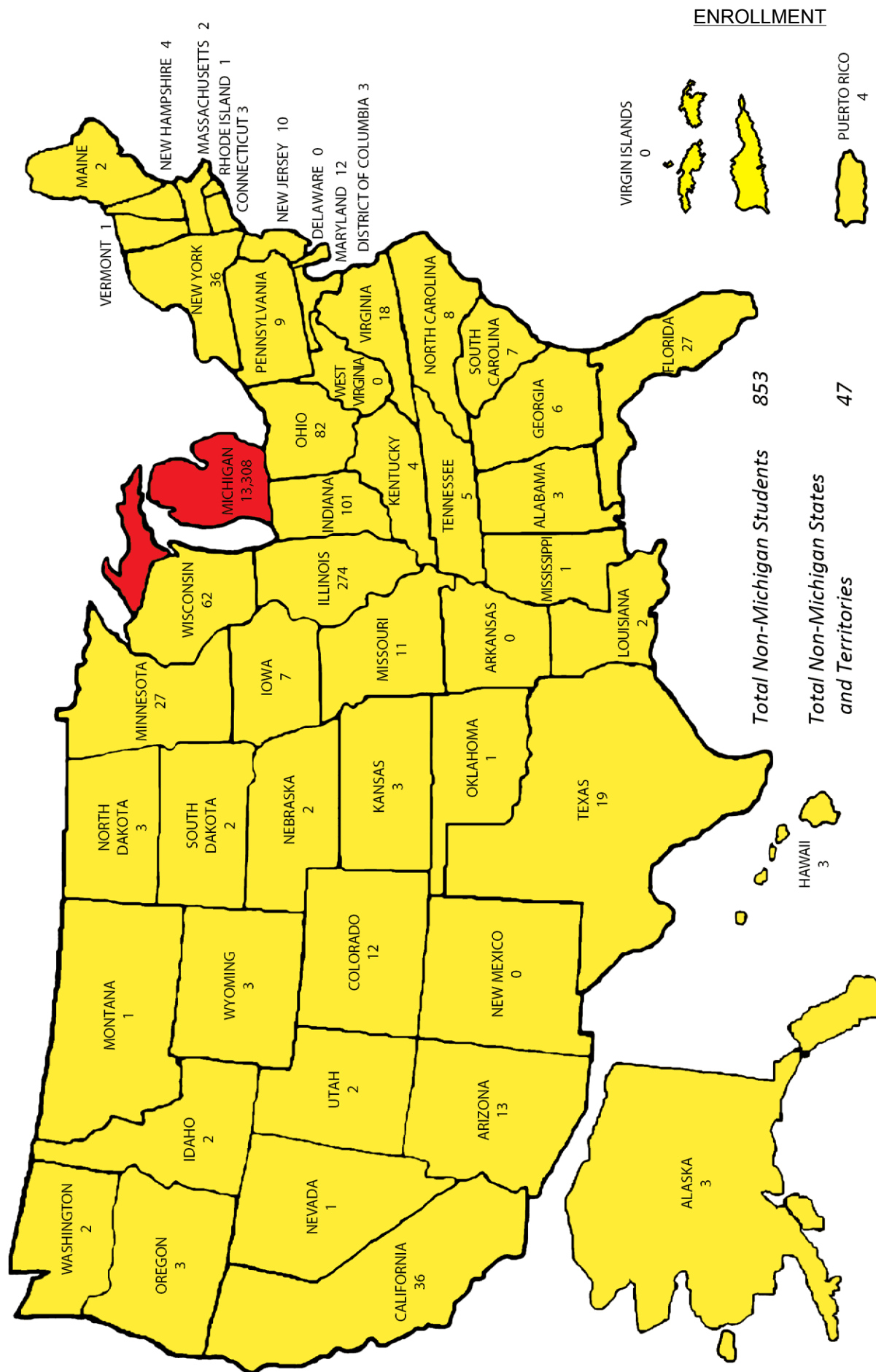
Source: Office of Institutional Research & Testing

FALL 2014 ENROLLMENT BY COUNTY



*Colors denote admissions counselors recruiting territories

FALL 2014 ENROLLMENT BY STATE



FALL 2014 MICHIGAN ENROLLMENT BY COUNTY

Alcona	12	Lake	51
Alger	7	Lapeer	136
Allegan	216	Leelanau	66
Alpena	64	Lenawee	73
Antrim	52	Livingston	208
Arenac	19	Luce	6
Baraga	17	Mackinac	10
Barry	119	Macomb	536
Bay	220	Manistee	83
Benzie	56	Marquette	42
Berrien	187	Mason	122
Branch	37	Mecosta	757
Calhoun	108	Menominee	12
Cass	101	Midland	140
Charlevoix	45	Missaukee	45
Cheboygan	46	Monroe	48
Chippewa	39	Montcalm	304
Clare	50	Montmorency	12
Clinton	157	Muskegon	383
Crawford	23	Newaygo	323
Delta	49	Oakland	652
Dickinson	42	Oceana	84
Eaton	206	Ogemaw	18
Emmet	58	Ontonagon	6
Genesee	454	Osceola	242
Gladwin	24	Oscoda	13
Gogebic	10	Otsego	50
Grand Traverse	429	Ottawa	694
Gratiot	51	Presque Isle	22
Hillsdale	19	Roscommon	37
Houghton	22	Saginaw	297
Huron	60	St. Clair	249
Ingham	320	St. Joseph	49
Ionia	127	Sanilac	58
Iosco	33	Schoolcraft	8
Iron	14	Shiawassee	99
Isabella	116	Tuscola	101
Jackson	170	Van Buren	104
Kalamazoo	244	Washtenaw	139
Kalkaska	34	Wayne	648
Kent	2,165	Wexford	158
Keweenaw	1		
		TOTAL	13,308

Source: Office of Institutional Research & Testing

FALL 2014 ENROLLMENT BY STATE & BY COUNTRY

NON-MICHIGAN STUDENTS BY STATE AND TERRITORIES

Alabama	3	Illinois	274	Nebraska	2	Rhode Island	1
Alaska	3	Indiana	101	Nevada	1	South Carolina	7
Arkansas	0	Iowa	7	New Hampshire	4	South Dakota	2
Arizona	13	Kansas	3	New Jersey	10	Tennessee	5
California	36	Kentucky	4	New Mexico	0	Texas	19
Colorado	12	Louisiana	2	New York	36	Utah	2
Connecticut	3	Maine	2	North Carolina	8	Vermont	1
Delaware	0	Maryland	12	North Dakota	3	Virginia	18
District of Columbia	3	Massachusetts	2	Ohio	82	Virgin Islands	0
Florida	27	Minnesota	27	Oklahoma	1	Washington	2
Georgia	6	Mississippi	1	Oregon	3	West Virginia	0
Hawaii	3	Missouri	11	Pennsylvania	9	Wisconsin	62
Idaho	2	Montana	1	Puerto Rico	4	Wyoming	3
						Unidentified	10
TOTAL							853
TOTAL STATES AND TERRITORIES							47

FOREIGN STUDENTS BY COUNTRY

<u>Africa</u>	<u>27</u>	<u>Asia</u>	<u>325</u>	<u>Europe</u>	<u>24</u>	<u>North America</u>	<u>50</u>
Congo	1	China	62	Albania	0	Barbados	1
Botswana	6	Hong Kong	2	Austria	2	Bahamas	2
Ghana	1	India	44	Belgium	1	Canada	46
Kenya	1	Iran	1	Croatia	0	Costa Rica	0
Mali	1	Japan	9	Hungary	1	Jamaica	1
Nigeria	16	Malaysia	2	Finland	0	<u>South America</u>	<u>6</u>
South Africa	1	Pakistan	1	France	3	Brazil	3
		Saudi Arabia	174	Germany	9	Colombia	1
<u>Australia</u>	<u>2</u>	South Korea	16	Liechtenstein	0	Ecuador	1
Australia	2	Sri Lanka	1	Nepal	1	Netherlands Antilles	0
		Tajikistan	1	Netherlands	5	Venezuela	1
		Thailand	3	Norway	1		
		Turkey	2	Sweden	1	Unidentified	5
		Taiwan	1				
		United Arab Emirates	1			TOTAL	439
		Uzbekistan	1				
		Vietnam	4			TOTAL COUNTRIES	42

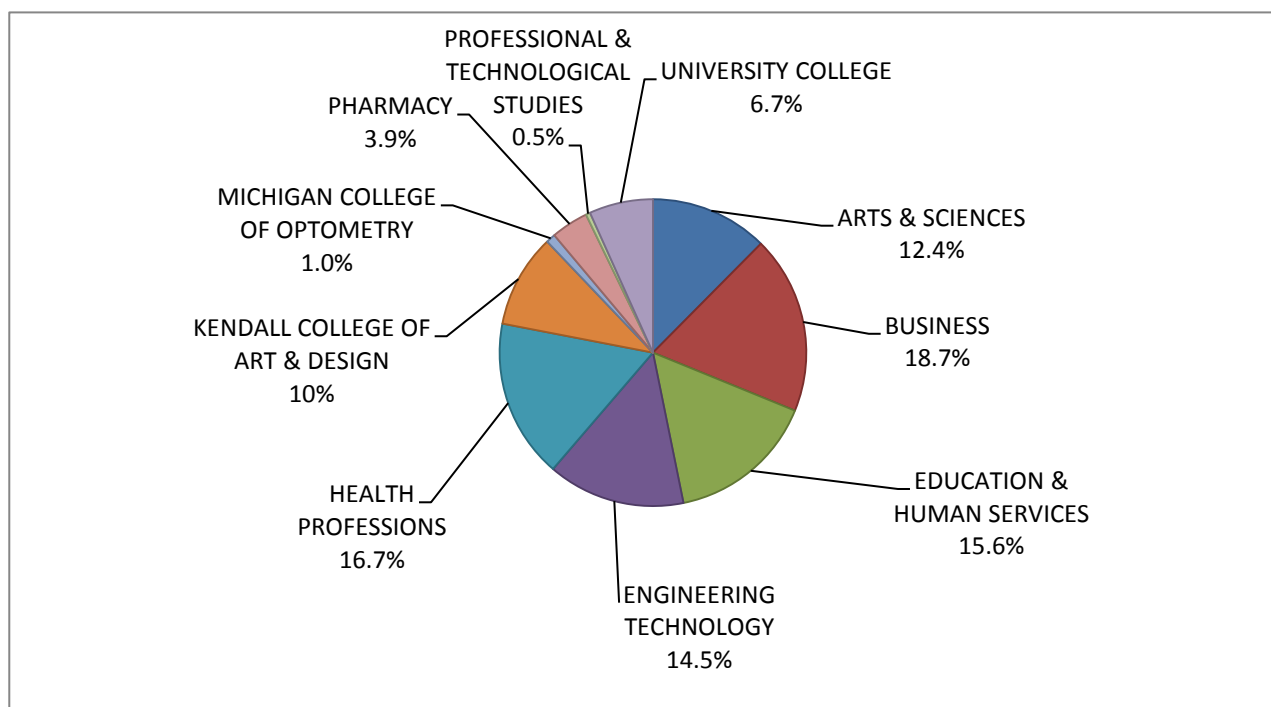
Source: Office of Institutional Research & Testing

**5-YEAR ENROLLMENT BY COLLEGE
FALL SEMESTER**

<u>COLLEGE</u>	<u>2010-11</u>	<u>2011-12</u>	<u>2012-13</u>	<u>2013-14</u>	<u>2014-15</u>
ARTS & SCIENCES	1,954	2,006	1,942	1,753	1,815
BUSINESS	2,640	2,634	2,700	2,777	2,736
EDUCATION & HUMAN SERVICES	2,232	2,294	2,238	2,277	2,283
ENGINEERING TECHNOLOGY	1,958	1,959	1,915	2,063	2,116
HEALTH PROFESSIONS	2,655	2,716	2,634	2,510	2,443
KENDALL COLLEGE OF ART & DESIGN	1,419	1,414	1,461	1,459	1,438
MICHIGAN COLLEGE OF OPTOMETRY	143	145	147	150	145
PHARMACY	529	529	562	588	574
PROFESSIONAL & TECHNOLOGICAL	322	298	303	59	67
UNIVERSITY COLLEGE	529	565	631	1,071	983
TOTAL	14,381	14,560	14,533	14,707	14,600

Source: Office of Institutional Research & Testing

PERCENT OF STUDENTS BY COLLEGE FALL SEMESTER 2014

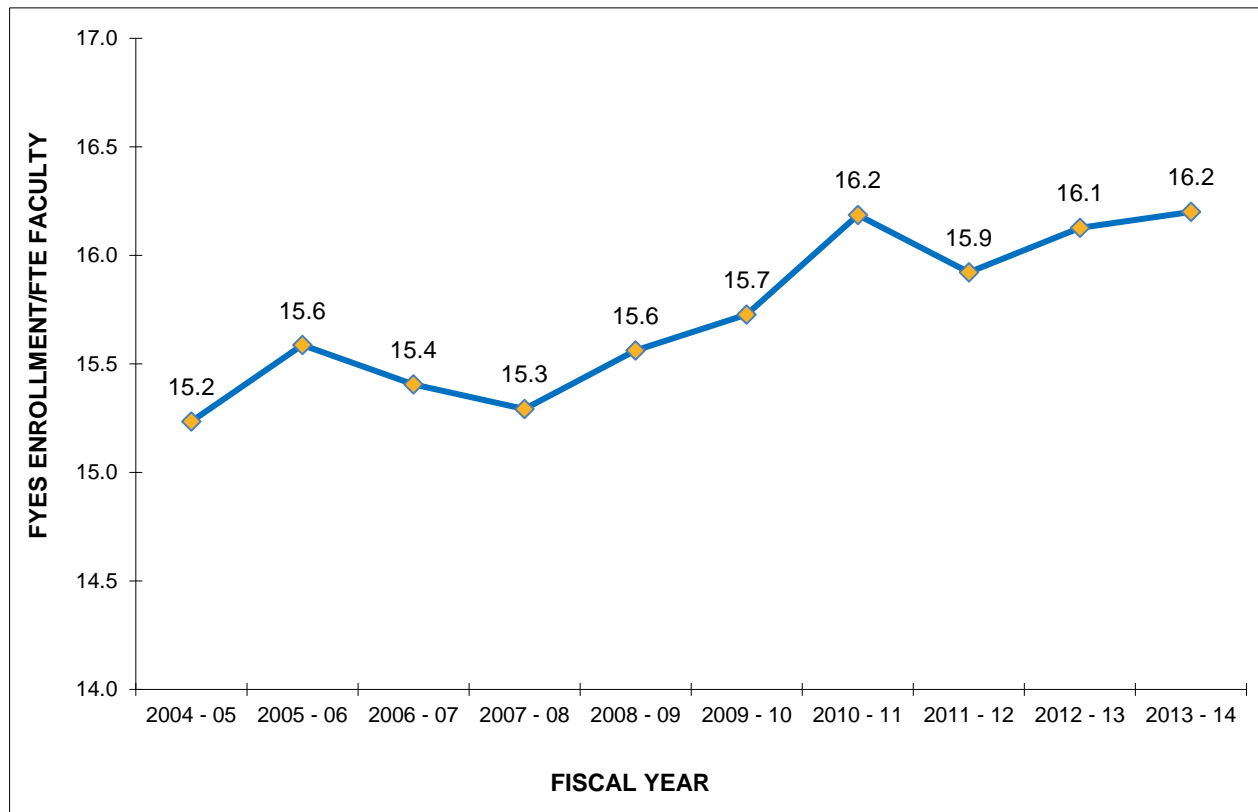


STUDENT ENROLLMENT BY COLLEGE

ARTS & SCIENCES	1,815
BUSINESS	2,736
EDUCATION & HUMAN SERVICES	2,283
ENGINEERING TECHNOLOGY	2,116
HEALTH PROFESSIONS	2,443
KENDALL COLLEGE OF ART & DESIGN	1,438
MICHIGAN COLLEGE OF OPTOMETRY	145
PHARMACY	574
PROFESSIONAL & TECHNOLOGICAL STUDIES	67
UNIVERSITY COLLEGE	983
TOTAL	14,600

Source: Office of Institutional Research & Testing

**FULL-YEAR EQUATED STUDENT (FYES) ENROLLMENT PER
FULL-TIME EQUATED (FTE) FACULTY
2004 - 05 to 2013 - 14**



STUDENT - FACULTY RATIO

	<u>FYES</u>	<u>FTE</u>	<u>RATIO</u>
2004 - 05	10,548	692.37	15.2
2005 - 06	11,063	709.78	15.6
2006 - 07	11,098	720.39	15.4
2007 - 08	11,392	744.96	15.3
2008 - 09	11,667	749.72	15.6
2009 - 10	11,791	749.75	15.7
2010 - 11	12,076	746.08	16.2
2011 - 12	12,215	767.17	15.9
2012 - 13	12,204	756.73	16.1
2013 - 14	12,142	747.53	16.2

Source: State of Michigan HEIDI Database, Budget Office

ENROLLMENT SUMMARY FALL 2014

	<u>FULL-TIME</u>		<u>PART-TIME</u>		<u>TOTAL</u>
UNDERGRADUATE STUDENTS	9,105	68%	4,252	32%	13,357
GRADUATE STUDENTS	124	27%	333	73%	457
GRADUATE PROFESSIONAL PRACTICE	702	98%	17	2%	719
DOCTORATE STUDENTS***	64	96%	3	4%	67
ALL STUDENTS	9,995	68%	4,605	32%	14,600

	<u>MEN</u>		<u>WOMEN</u>		<u>TOTAL</u>
TOTAL FULL-TIME	5,041	50%	4,954	50%	9,995
TOTAL PART-TIME	1,815	39%	2,790	61%	4,605
TOTALS	6,856	47%	7,744	53%	14,600

	<u>FALL 2012</u>	<u>FALL 2013</u>	<u>FALL 2014</u>
FTIAC'S * (First Time In Any College)	2,540	2,644	1,959
DUAL ENROLLED CONTINUING **	na	na	146
DUAL ENROLLED FTIAC **	na	na	452
READMITS	394	374	463
TRANSFERS	1,813	1,839	1,866
CONTINUING	9,755	9,831	9,698
GUEST	31	19	16
TOTAL	14,533	14,707	14,600

<u>FRESHMEN</u>	<u>FALL 2012</u>	<u>FALL 2013</u>	<u>FALL 2014</u>
APPLIED (completed applications)	9,458	10,718	10,200
ADMITTED	6,709	8,135	7,999
ENROLLED	2,540	2,644	1,959
RATIO of ENROLLED to ADMITTED	0.38	0.33	0.25

	<u>FALL 2012</u>	<u>FALL 2013</u>	<u>FALL 2014</u>
TOTAL	14,533	14,707	14,600
ON-LINE	830	896	983
KENDALL	1,461	1,459	1,438
OFF CAMPUS	2,203	2,193	2,222
BIG RAPIDS	10,039	10,159	9,957
IN RESIDENCE HALLS	3,196	2,990	2,737
IN APARTMENTS	361	408	422
IN SUITES	289	295	294
COMMUTERS	6,193	6,466	6,504

* Includes all students, F-T, P-T, degree-seeking and non-degree-seeking.

**Beginning Fall 2014 new breakout-Dual Enrolled Continuing and Dual Enrolled FTIACS (prior to F14 included in Continuing and FTIAC counts)

Source: Office of Institutional Research & Testing

ENROLLMENT SUMMARY BY COLLEGE FALL 2014

ARTS & SCIENCES

	<u>FULL-TIME</u>		<u>PART-TIME</u>		<u>TOTAL</u>
UNDERGRADUATE STUDENTS	1,554	87%	230	13%	1,784
GRADUATE STUDENTS	22	71%	9	29%	31
ALL STUDENTS	1,576	87%	239	13%	1,815

	<u>MEN</u>		<u>WOMEN</u>		<u>TOTAL</u>
TOTAL FULL-TIME	575	36%	1,001	64%	1,576
TOTAL PART-TIME	91	38%	148	62%	239
TOTALS	666	37%	1,149	63%	1,815

	<u>FALL 2012</u>	<u>FALL 2013</u>	<u>FALL 2014</u>
FTIAC'S * (First Time In Any College)	570	408	384
READMITS	32	40	43
TRANSFERS	149	143	152
CONTINUING	1,188	1,159	1,236
GUEST	3	3	0
TOTAL	1,942	1,753	1,815

<u>FRESHMAN</u>	<u>FALL 2012</u>	<u>FALL 2013</u>	<u>FALL 2014</u>
APPLIED	2,069	1,917	2,175
ADMITTED	1,469	1,440	1,705

BUSINESS

	<u>FULL-TIME</u>		<u>PART-TIME</u>		<u>TOTAL</u>
UNDERGRADUATE STUDENTS	1,740	67%	862	33%	2,602
GRADUATE STUDENTS	44	33%	90	67%	134
ALL STUDENTS	1,784	65%	952	35%	2,736

	<u>MEN</u>		<u>WOMEN</u>		<u>TOTAL</u>
TOTAL FULL-TIME	1,058	59%	726	41%	1,784
TOTAL PART-TIME	522	55%	430	45%	952
TOTALS	1,580	58%	1,156	42%	2,736

	<u>FALL 2012</u>	<u>FALL 2013</u>	<u>FALL 2014</u>
FTIAC'S * (First Time In Any College)	363	356	323
READMITS	84	76	78
TRANSFERS	358	406	372
CONTINUING	1,889	1,933	1,963
GUEST	6	6	0
TOTAL	2,700	2,777	2,736

<u>FRESHMAN</u>	<u>FALL 2012</u>	<u>FALL 2013</u>	<u>FALL 2014</u>
APPLIED	1,414	1,816	1,724
ADMITTED	999	1,365	1,303

* Includes F-T and P-T FTIACS

Source: Office of Institutional Research & Testing

ENROLLMENT SUMMARY BY COLLEGE FALL 2014

EDUCATION & HUMAN SERVICES

	<u>FULL-TIME</u>		<u>PART-TIME</u>		<u>TOTAL</u>
UNDERGRADUATE STUDENTS	1,281	60%	854	40%	2,135
GRADUATE STUDENTS	16	11%	132	89%	148
ALL STUDENTS	1,297	57%	986	43%	2,283

	<u>MEN</u>		<u>WOMEN</u>		<u>TOTAL</u>
TOTAL FULL-TIME	632	49%	665	51%	1,297
TOTAL PART-TIME	425	43%	561	57%	986
TOTALS	1,057	46%	1,226	54%	2,283

	<u>FALL 2012</u>	<u>FALL 2013</u>	<u>FALL 2014</u>
FTIAC'S * (First Time In Any College)	226	245	271
READMITS	67	58	75
TRANSFERS	377	412	425
CONTINUING	1,567	1,562	1,512
GUEST	1	0	0
TOTAL	2,238	2,277	2,283

<u>FRESHMAN</u>	<u>FALL 2012</u>	<u>FALL 2013</u>	<u>FALL 2014</u>
APPLIED	1,094	1,348	1,304
ADMITTED	750	1,019	1,009

ENGINEERING TECHNOLOGY

	<u>FULL-TIME</u>		<u>PART-TIME</u>		<u>TOTAL</u>
UNDERGRADUATE STUDENTS	1,732	82%	384	18%	2,116
ALL STUDENTS	1,732	82%	384	18%	2,116

	<u>MEN</u>		<u>WOMEN</u>		<u>TOTAL</u>
TOTAL FULL-TIME	1,611	93%	121	7%	1,732
TOTAL PART-TIME	357	93%	27	7%	384
TOTALS	1,968	93%	148	7%	2,116

	<u>FALL 2012</u>	<u>FALL 2013</u>	<u>FALL 2014</u>
FTIAC'S * (First Time In Any College)	278	293	291
READMITS	40	45	64
TRANSFERS	231	263	241
CONTINUING	1,364	1,459	1,520
GUEST	2	3	0
TOTAL	1,915	2,063	2,116

<u>FRESHMAN</u>	<u>FALL 2012</u>	<u>FALL 2013</u>	<u>FALL 2014</u>
APPLIED	899	1,038	1,090
ADMITTED	597	740	794

* Includes F-T and P-T FTIACS

Source: Office of Institutional Research & Testing

ENROLLMENT SUMMARY BY COLLEGE FALL 2014

HEALTH PROFESSIONS

	<u>FULL-TIME</u>		<u>PART-TIME</u>		<u>TOTAL</u>
UNDERGRADUATE STUDENTS	1,324	56%	1,021	44%	2,345
GRADUATE STUDENTS	0	0%	98	100%	98
ALL STUDENTS	1,324	54%	1,119	46%	2,443

	<u>MEN</u>		<u>WOMEN</u>		<u>TOTAL</u>
TOTAL FULL-TIME	226	17%	1,098	83%	1,324
TOTAL PART-TIME	148	13%	971	87%	1,119
TOTALS	374	15%	2,069	85%	2,443

	<u>FALL 2012</u>	<u>FALL 2013</u>	<u>FALL 2014</u>
FTIAC'S * (First Time In Any College)	279	217	191
READMITS	103	110	150
TRANSFERS	269	256	272
CONTINUING	1,983	1,927	1,830
GUEST	0	0	0
TOTAL	2,634	2,510	2,443

<u>FRESHMAN</u>	<u>FALL 2012</u>	<u>FALL 2013</u>	<u>FALL 2014</u>
APPLIED	1,302	1,471	1,255
ADMITTED	896	963	930

KENDALL COLLEGE OF ART & DESIGN

	<u>FULL-TIME</u>		<u>PART-TIME</u>		<u>TOTAL</u>
UNDERGRADUATE STUDENTS	941	68%	451	32%	1,392
GRADUATE STUDENTS	42	91%	4	9%	46
ALL STUDENTS	983	68%	455	32%	1,438

	<u>MEN</u>		<u>WOMEN</u>		<u>TOTAL</u>
TOTAL FULL-TIME	309	31%	674	69%	983
TOTAL PART-TIME	129	28%	326	72%	455
TOTALS	438	30%	1,000	70%	1,438

	<u>FALL 2012</u>	<u>FALL 2013</u>	<u>FALL 2014</u>
FTIAC'S * (First Time In Any College)	446	445	159
Dual Enrolled Continuing**	na	na	67
Dual Enrolled FTIAC's**	na	na	157
READMITS	28	19	26
TRANSFERS	167	121	139
CONTINUING	812	872	876
GUEST	8	2	14
TOTAL	1,461	1,459	1,438

<u>FRESHMAN</u>	<u>FALL 2012</u>	<u>FALL 2013</u>	<u>FALL 2014</u>
APPLIED	709	710	305
ADMITTED	456	464	232

* Includes F-T and P-T FTIACS

** Beginning Fall 2014 there are two new student types - Dual Enrolled FTIAC's and Dual Enrolled Continuing (these counts were previously in the FTIAC's and Continuing counts)

Source: Office of Institutional Research & Testing

ENROLLMENT SUMMARY BY COLLEGE FALL 2014

MICHIGAN COLLEGE OF OPTOMETRY

	<u>FULL-TIME</u>		<u>PART-TIME</u>		<u>TOTAL</u>
GRADUATE PROFESSIONAL PRACTICE	145	100%	0	0%	145
ALL STUDENTS	145	100%	0	0%	145

	<u>MEN</u>		<u>WOMEN</u>		<u>TOTAL</u>
TOTAL FULL-TIME	62	43%	83	57%	145
TOTAL PART-TIME	0	0%	0	0%	0
TOTALS	62	43%	83	57%	145

	<u>FALL 2012</u>	<u>FALL 2013</u>	<u>FALL 2014</u>
TRANSFERS	34	34	37
CONTINUING	113	116	108
TOTAL	147	150	145

<u>PROFESSIONAL</u>	<u>FALL 2012</u>	<u>FALL 2013</u>	<u>FALL 2014</u>
APPLIED	368	319	292
ADMITTED ²	60	55	54

PHARMACY

	<u>FULL-TIME</u>		<u>PART-TIME</u>		<u>TOTAL</u>
GRADUATE PROFESSIONAL PRACTICE	557	97%	17	3%	574
ALL STUDENTS	557	97%	17	3%	574

	<u>MEN</u>		<u>WOMEN</u>		<u>TOTAL</u>
TOTAL FULL-TIME	253	45%	304	55%	557
TOTAL PART-TIME	7	41%	10	59%	17
TOTALS	260	45%	314	55%	574

	<u>FALL 2012</u>	<u>FALL 2013</u>	<u>FALL 2014</u>
READMITS	0	0	1
TRANSFERS	120	141	136
CONTINUING	440	445	437
GUEST	2	2	0
TOTAL	562	588	574

<u>PROFESSIONAL</u>	<u>FALL 2012</u>	<u>FALL 2013</u>	<u>FALL 2014</u>
APPLIED	562	663	458
ADMITTED ²	198	183	188

* Includes F-T and P-T FTIACS

¹ From Optomcas system

² From Pharmcas system

Source: Office of Institutional Research & Testing

ENROLLMENT SUMMARY BY COLLEGE FALL 2014

PROFESSIONAL & TECHNOLOGICAL STUDIES

	<u>FULL-TIME</u>		<u>PART-TIME</u>		<u>TOTAL</u>
DOCTORATE STUDENTS	64	96%	3	4%	67
ALL STUDENTS	64	96%	3	4%	67

	<u>MEN</u>		<u>WOMEN</u>		<u>TOTAL</u>
TOTAL FULL-TIME	27	42%	37	58%	64
TOTAL PART-TIME	2		1		3
TOTALS	29	43%	38	57%	67

	<u>FALL 2012</u>	<u>FALL 2013</u>	<u>FALL 2014</u>
FTIAC'S * (First Time In Any College)	29	0	0
READMITS	3	0	0
TRANSFERS	37	0	0
CONTINUING	234	59	67
GUEST	0	0	0
TOTAL	303	59	67

<u>FRESHMAN</u>	<u>FALL 2012</u>	<u>FALL 2013</u>	<u>FALL 2014</u>
APPLIED	52	n/a	n/a
ADMITTED	39	n/a	n/a

UNIVERSITY COLLEGE

	<u>FULL-TIME</u>		<u>PART-TIME</u>		<u>TOTAL</u>
UNDERGRADUATE STUDENTS	533	54%	450	46%	983
ALL STUDENTS	533	54%	450	46%	983

	<u>MEN</u>		<u>WOMEN</u>		<u>TOTAL</u>
TOTAL FULL-TIME	259	49%	274	51%	533
TOTAL PART-TIME	134	30%	316	70%	450
TOTALS	393	40%	590	60%	983

	<u>FALL 2012</u>	<u>FALL 2013</u>	<u>FALL 2014</u>
FTIAC'S * (First Time In Any College)	349	680	340
Dual Enrolled Continuing**	na	na	79
Dual Enrolled FTIAC's**	na	na	295
READMITS	37	26	26
TRANSFERS	71	63	92
CONTINUING	165	299	149
GUEST	9	3	2
TOTAL	631	1,071	983

<u>FRESHMAN</u>	<u>FALL 2012</u>	<u>FALL 2013</u>	<u>FALL 2014</u>
APPLIED	1,929	2,414	2,344
ADMITTED	1,503	2,015	2,024

* Includes F-T and P-T FTIACS

** Beginning Fall 2014 there are two new student types - Dual Enrolled FTIAC's and Dual Enrolled Continuing (these counts were previously in the FTIAC's and Continuing counts)

Source: Office of Institutional Research & Testing

COMPARATIVE FALL ENROLLMENT REPORT BY COLLEGE

	<u>WOMEN</u>	<u>MEN</u>	<u>2014 TOTAL</u>	<u>2013 TOTAL</u>
ARTS & SCIENCES	1,149	666	1,815	1,753
Associate Degree	360	200	560	569
Bachelor Degree	765	459	1,224	1,183
Master's Degree	24	7	31	0
Certificate	0	0	0	1
Non-Degree Seeking Undergraduate	0	0	0	0
BUSINESS	1,156	1,580	2,736	2,777
Associate Degree	230	224	454	434
Bachelor Degree	869	1,271	2,140	2,203
Certificate	11	8	19	16
Master's Degree	45	75	120	123
Non-Degree Seeking Undergraduate	1	2	3	1
EDUCATION & HUMAN SERVICES	1,197	1,086	2,283	2,277
Associate Degree	222	257	479	450
Bachelor Degree	874	757	1,631	1,628
Certificate	1	0	1	0
Master's Degree	82	56	138	153
Non-Degree Seeking Certificate	17	9	26	31
Non-Degree Seeking Graduate	1	7	8	15
Non-Degree Seeking Undergraduate	0	0	0	0
ENGINEERING TECHNOLOGY	148	1,968	2,116	2,063
Associate Degree	67	776	843	771
Bachelor Degree	78	1,182	1,260	1,284
Certificate	3	9	12	8
Non-Degree Seeking Undergraduate	0	1	1	0
HEALTH PROFESSIONS	2,069	374	2,443	2,510
Associate Degree	504	72	576	642
Bachelor Degree	1,477	289	1,766	1,760
Certificate	1	0	1	1
Master's Degree	85	13	98	104
Non-Degree Seeking Undergraduate	2	0	2	3
KENDALL	1,000	438	1,438	1,459
Bachelor Degree	783	369	1,152	1,160
Master's Degree	29	17	46	38
Non-Degree Seeking Special Programs	8	8	16	6
Non-Degree Seeking Undergraduate	180	44	224	255
OPTOMETRY	83	62	145	150
O.D. Degree	83	62	145	150
PHARMACY	314	260	574	588
Pharm D Degree	314	260	574	588
PROFESSIONAL & TECHNOLOGICAL STUDIES	38	29	67	59
Doctorate Degree	38	29	67	59
UNIVERSITY COLLEGE	590	393	983	1,071
Associate Degree	272	242	514	536
Non-Degree Seeking Undergraduate	318	151	469	535
TOTAL	7,744	6,856	14,600	14,707

Source: Office of Institutional Research & Testing

SCH/FTE/FYES**Student Credit Hours (SCH) Produced By Campus**

<u>STUDENT CREDIT HOURS</u>	<u>FALL 2012</u>	<u>FALL 2013</u>	<u>FALL 2014</u>	<u>% Δ '13 to '14</u>
BIG RAPIDS	126,953	124,675.5	122,926	-1%
KENDALL	14,920	15,121	15,169	0%
OFF CAMPUS	13,365	14,286	14,117	-1%
INTERNET	13,219	13,101	14,241	9%
TOTAL	168,457	167,183.5	166,453	0%

Source: Office of Institutional Research and Testing

Student Credit Hours (SCH) Produced By Student Level

Fall Semester	Undergraduate	Graduate	Professional Practice	Doctorate	Total
2010	152,153	3,098	11,264	168	166,683
2011	152,885	2,859	11,009	312	167,065
2012	153,753	2,947	11,337	420	168,457
2013	152,513	2,614	11,644	413	167,184
2014	151,518	2,987	11,488	460	166,453

Full-Time Equated Student (FTE) By Student Level

Fall Semester	Undergraduate	Graduate	Professional Practice	Doctorate	Total
2010	10,144	258	672	21	11,095
2011	10,192	238	674	39	11,143
2012	10,250	246	709	53	11,258
2013	10,168	218	738	52	11,176
2014	10,101	249	719	58	11,127

Source: Office of Institutional Research and Testing

Full-Year Equated Student (FYES)

Academic Year	FYES	Academic Year	FYES
2004/05	10,548	2009/10	11,791
2005/06	11,063	2010/11	12,076
2006/07	11,098	2011/12	12,215
2007/08	11,392	2012/13	12,204
2008/09	11,667	2013/14	12,142

Source: State of Michigan HEIDI Database, Appendix A, Budget Office

Ferris State University - Student Enrollment
Degree and Non-Degree Seeking
Fall 2009 - Fall 2014

Headcount **FTIAC** **Transfer** **FTE**

Fall 2014

Degree Seeking	13,851	1,926	1,840	10,902
Non-Degree Seeking	749	33	26	225
Total	14,600	1959*	1,866	11,127

Fall 2013

Degree Seeking	13,861	2,006	1,816	10,924
Non-Degree Seeking	846	638	23	252
Total	14,707	2,644	1,839	11,176

Fall 2012

Degree Seeking	13,943	2,135	1,780	11,051
Non-Degree Seeking	590	405	33	207
Total	14,533	2,540	1,813	11,258

Fall 2011

Degree Seeking	13,925	2,111	1,821	10,946
Non-Degree Seeking	635	445	47	197
Total	14,560	2,556	1,868	11,143

Fall 2010

Degree Seeking	13,862	2,017	1,853	10,945
Non-Degree Seeking	519	339	55	149
Total	14,381	2,356	1,908	11,094

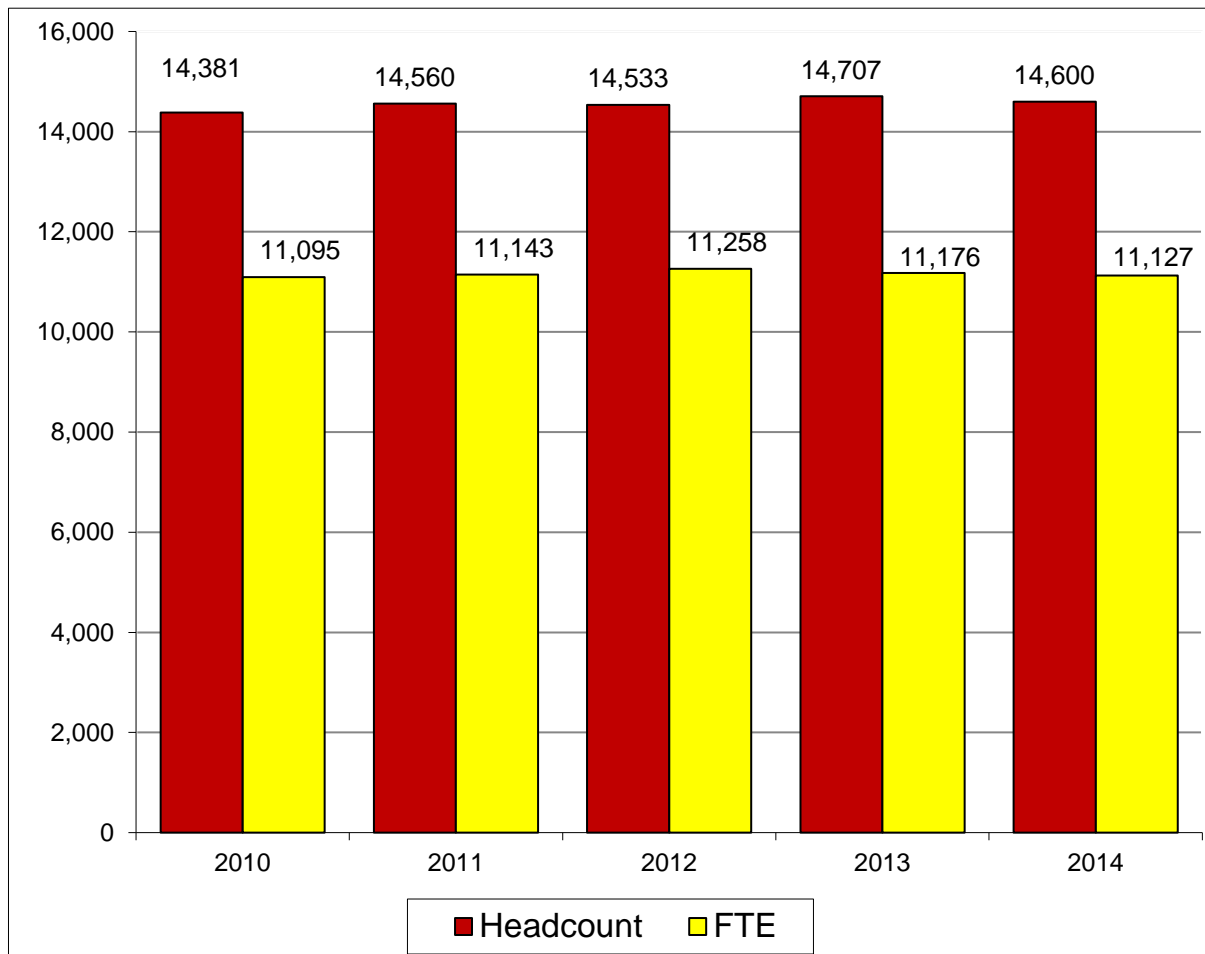
*Beginning Fall 2014 Dual Enrolled Students are not in the FTIAC count

COMPARATIVE FALL ENROLLMENT & STUDENT CREDIT HOUR (SCH) PRODUCTION BY SITE

Student Headcount				Student Credit Hours			
<i>Headcount based on where student enrolled</i>				<i>SCHs based on Course Credit Production</i>			
Student Site				Course Section			
<u>Code</u>	<u>Site</u>	<u>Fall 2013</u>	<u>Fall 2014</u>	<u>Code</u>	<u>Site</u>	<u>Fall 2013</u>	<u>Fall 2014</u>
AG	Grand Rapids	950	970	AG	Grand Rapids	7,087	7,120
EA	Auburn Hills	18	28	EA	Auburn Hills	142	244
EF	Flint	148	138	EF	Flint	857	761
EG	Garden City	38	32	EG	Garden City	328	280
EH	Howell	10	15	EH	Howell	78	84
EL	Lansing	212	207	EL	Lansing	1,354	1,244
EM	Midland/University Center	167	156	EM	Midland/University Center	917	882
EP	Port Huron	40	31	EP	Port Huron	312	233
ER	Warren	36	56	ER	Warren	137	136
EU	Utica/Clinton Township	34	44	EU	Utica/Clinton Township	198	200
EW	Wayne	36	59	EW	Wayne	301	415
K	Kendall	1,462	1,439	K	Kendall	15,121	15,169
M	Main Big Rapids	9,856	9,666	M	Main Big Rapids	124,383.5	122,270.5
MB	Big Rapids/CPTS	185	156	MB	Big Rapids/CPTS	13,049	14,241
MG	Greenville/Sidney	18	4	MG	Greenville/Sidney	48	0
MX	Concurrent Enrollment	115	134	MX	Concurrent Enrollment	316	428
NA	Alpena	7	2	NA	Alpena	0	0
NG	Gaylord	2	0	NG	Gaylord	0	0
NP	Petoskey	1	0	NP	Petoskey	0	0
NS	Scottville	33	29	NS	Scottville	117	108
NT	Traverse City	304	308	NT	Traverse City	1,998	1,852
OL	Online	896	983	OL	Online	0	0
OS	Study Away	0	0	OS	Study Away	0	228
WD	Dowagiac	99	111	WD	Dowagiac	267	456
WH	Holland	1	0	WH	Holland	0	0
WM	Muskegon	39	32	WM	Muskegon	173	102
TOTAL		14,707	14,600	TOTAL		167,183.5	166,453.0

Source: Office of Institutional Research & Testing

TOTAL FALL STUDENT HEADCOUNT COMPARED TO STUDENT FTE



<u>Fall Semester</u>	<u>Student Headcount</u>	<u>Student FTE</u>
2010	14,381	11,095
2011	14,560	11,143
2012	14,533	11,258
2013	14,707	11,176
2014	14,600	11,127

Source: Office of Institutional Research & Testing

COMPARATIVE FALL ENROLLMENT BY RACE/ETHNIC ORIGIN

	2013 TOTAL		2014 TOTAL		DIFFERENCE
AMERICAN INDIAN OR ALASKAN NATIVE	83	1%	78	1%	-5
ASIAN	224	2%	207	1%	-17
BLACK OR AFRICAN AMERICAN	1,005	7%	1,015	7%	10
HISPANIC OR LATINO	507	3%	556	4%	49
INTERNATIONAL	404	3%	439	3%	35
NATIVE HAWAIIAN OR PACIFIC ISLANDER	8	0%	7	0%	-1
TWO OR MORE RACES	399	3%	442	2%	43
WHITE	11,486	78%	11,381	78%	-105
UNREPORTED	591	4%	475	3%	-116
TOTAL	14,707		14,600		-107

The following definitions are used in determining racial/ethnic designations.

American Indian or Alaskan Native:

A person having origins in any of the original peoples of North and South America (including Central America), and who maintains cultural identification through tribal affiliation or community attachment.

Asian:

A person having origins in any of the original peoples of the Far East, Southeast Asia, or the Indian Subcontinent including, for example, Cambodia, China, India, Japan, Korea, Malaysia, Pakistan, the Philippine Islands, Thailand, and Vietnam.

Black or African American:

A person having origins in any of the black racial groups of Africa.

Hispanic or Latino:

A person of Cuban, Mexican, Puerto Rican, Central or South American, or other Spanish culture or origin, regardless of race.

International:

A person who is not a citizen of the United States, and who is in this country on a temporary basis and does not have a right to remain indefinitely.

Native Hawaiian or Pacific Islander:

A person having origins in any of the original peoples of Hawaii, Guam, Samoa, or other Pacific Island.

White:

A person having origins in any of the original peoples of Europe, the Middle East, or North Africa.

Source: Office of Institutional Research & Testing

ETHNIC DISTRIBUTION BY COLLEGE FALL 2014

<u>COLLEGE</u>	American Indian/ Native Alaskan	<u>Asian</u>	Black Or African American	Hispanic Or Latino	Int'l.	Native Hawaiian Or Pacific Islander	Two or More Races	<u>White</u>	Un- reported	<u>Total</u>
<u>Arts & Sciences</u>										
Female	5	21	95	31	11	0	35	930	21	1,149
Male	5	17	46	26	16	0	22	522	12	666
Total	10	38	141	57	27	0	57	1,452	33	1,815
<u>Business</u>										
Female	11	9	78	52	36	0	28	923	19	1,156
Male	13	20	96	51	75	0	36	1,252	37	1,580
Total	24	29	174	103	111	0	64	2,175	56	2,736
<u>Education</u>										
Female	6	4	215	69	8	1	54	824	16	1,197
Male	5	11	119	52	6	0	44	833	16	1,086
Total	11	15	334	121	14	1	98	1,657	32	2,283
<u>Engineering Tech.</u>										
Female	1	0	4	3	3	0	4	131	2	148
Male	5	21	51	49	138	2	46	1,619	37	1,968
Total	6	21	55	52	141	2	50	1,750	39	2,116
<u>Health Professions</u>										
Female	13	34	74	50	14	1	43	1,804	36	2,069
Male	2	4	20	11	10	1	17	302	7	374
Total	15	38	94	61	24	2	60	2,106	43	2,443
<u>Kendall</u>										
Female	5	21	23	48	32	1	38	793	39	1,000
Male	2	20	15	33	14	0	19	315	20	438
Total	7	41	38	81	46	1	57	1,108	59	1,438
<u>Optometry</u>										
Female	0	2	0	1	0	0	2	78	0	83
Male	0	1	1	5	2	0	1	51	1	62
Total	0	3	1	6	2	0	3	129	1	145
<u>Pharmacy</u>										
Female	1	3	5	9	12	0	1	179	104	314
Male	0	5	1	6	7	0	2	148	91	260
Total	1	8	6	15	19	0	3	327	195	574
<u>Professional & Tech.</u>										
Female	0	1	7	0	0	0	1	27	2	38
Male	0	1	6	0	0	0	0	21	1	29
Total	0	2	13	0	0	0	1	48	3	67
<u>University College</u>										
Female	2	9	87	40	21	0	28	393	10	590
Male	2	3	72	20	34	1	21	236	4	393
Total	4	12	159	60	55	1	49	629	14	983
<u>University Totals</u>										
Total Female	44	104	588	303	137	3	234	6,082	249	7,744
Total Male	34	103	427	253	302	4	208	5,299	226	6,856
Total	78	207	1,015	556	439	7	442	11,381	475	14,600

Source: Office of Institutional Research & Testing

FALL ENROLLMENT BY PROGRAM

ARTS & SCIENCES	2011/12			2012/13			2013/14			2014/15		
	ON	OFF	OL	ON	OFF	OL	ON	OFF	OL	ON	OFF	OL
BIOLOGY												
Biology BA	2			3			2			0		
Biology BS	89			104			65			46		
Biology/Environmental Biology BS	24			18			31			31		
Biology/Forensic Biology BS	62			60			40			41		
Biology/Pre-Dentistry BS	35			27			21			29		
Biology/Pre-Medicine BS	80			68			83			84		
Biology/Pre-Optometry BS	110			122			106			94		
Biology/Pre-Pharmacy BS							63			96		
Biology/Pre-Veterinary Medicine BS	12			19			25			22		
Biotechnology BS	37			34			41			49		
Ornamental Horticulture Technology AAS	9			0			0			0		
Pre-Physical Therapy BS	42			41			51			44		
Pre-Science AS	123			102			82			106		
PROGRAM LOCATION TOTAL	625	0	0	598	0	0	610	0	0	642	0	0
DEPARTMENT TOTAL	625			598			610			642		
HUMANITIES												
Applied Speech Communication AA	2			3			8			10		
Applied Speech Communication BS	24			34			45			39		
Communication BA	12			14			12			7		
History BA	26			27			20			20		
Sports Communication CERT							1			0		
Sports Communication BS										4		
PROGRAM LOCATION TOTAL	64	0	0	78	0	0	86	0	0	80	0	0
DEPARTMENT TOTAL	64			78			86			80		
LANGUAGES & LITERATURE												
English BA	35			25			24			21		
Journalism & Technical Communication BS	11			11			9			20		
Liberal Arts AA	28			14			16			14		
Pre-Arts AA	8			7			9			5		
Pre-Technical Communications AA	2			3			6			7		
Technical & Professional Communication BS	6	6		8	8		6	6		5	4	
PROGRAM LOCATION TOTAL	90	6	0	68	8	0	70	6	0	72	4	0
DEPARTMENT TOTAL	96			76			76			76		

FALL ENROLLMENT BY PROGRAM

ARTS & SCIENCES	2011/12			2012/13			2013/14			2014/15		
	ON	OFF	OL	ON	OFF	OL	ON	OFF	OL	ON	OFF	OL
MATHEMATICS												
Actuarial Science										8		
Applied Mathematics BS	18			14			11			17		
Applied Mathematics/Actuarial Science BS	19			25			31			22		
Applied Mathematics/Computer Science BS	7			5			9			12		
Applied Mathematics/Industrial BS							1			0		
Applied Mathematics/Operation Research BS	1			1			2			1		
Applied Mathematics/Statistics BS	1			0			0			0		
Mathematics BA	5			7			3			3		
Pre-Engineering AS	5			4			3			2		
<i>PROGRAM LOCATION TOTAL</i>	56	0	0	56	0	0	60	0	0	65	0	0
<i>DEPARTMENT TOTAL</i>	56			56			60			65		

PHYSICAL SCIENCES												
Biochemistry BA	14			9			6			7		
Chemistry BA	32			33			26			26		
Industrial Chemistry Technology AAS	4			1			1			0		
Pre-Mortuary Science AS	6			5			6			6		
Pre-Optometry AS										1		
Pre-Pharmacy AS	449			435			350			335		
<i>PROGRAM LOCATION TOTAL</i>	505	0	0	483	0	0	389	0	0	375	0	0
<i>DEPARTMENT TOTAL</i>	505			483			389			375		

SOCIAL SCIENCES												
Master of Social Work MSW										23	8	
Political Science BS	27			21			22			27		
Pre-Law AA	5			12			11			3		
Pre-Psychology AA	27			32			39			35		
Pre-Public Administration AA	2			2			4			1		
Pre-Social Work AA	21			29			34			35		
Psychology BS	134			134			123			126		
Public Administration BS	1			0			0			0		
Social Work BSW	124	50		137	53		129	62		155	65	
Sociology BA	8			9			9			13		
<i>PROGRAM LOCATION TOTAL</i>	349	50	0	376	53	0	371	62	0	418	73	0
<i>DEPARTMENT TOTAL</i>	399			429			433			491		

ARTS & SCIENCES												
Fast Track*	174	1		119	0							
Integrative Studies BIS	51	8	5	57	10	27	51	9	39	42	3	41
Math/Science Technology Center	9			4								
Undeclared		13			5			0			0	
<i>PROGRAM LOCATION TOTAL</i>	234	22	5	180	15	27	51	9	39	42	3	41
<i>DEPARTMENT TOTAL</i>	261			222			99			86		

<i>COLLEGE LOCATION TOTAL</i>	1,923	78	5	1,839	76	27	1,637	77	39	1,694	80	41
<i>COLLEGE TOTAL</i>	2,006			1,942			1,753			1,815		

* Fast Track moved to University College in Fall 2013.

Source: Office of Institutional Research & Testing

FALL ENROLLMENT BY PROGRAM

BUSINESS	2011/ 12			2012/ 13			2013/ 14			2014/ 15		
	ON	OFF	OL	ON	OFF	OL	ON	OFF	OL	ON	OFF	OL
ACCOUNTING, FINANCE, & INFORMATION SYSTEMS												
Accountancy AAS	22			22			25			21		
Accountancy BS	7	55		7	21		16	2		68		
Accountancy/Computer Info Systems BS	8			5			11			9		
Accountancy/Finance BS	34			38			26			22		
Accountancy/Professionally Directed BS	10			21			15			4		
Accountancy/Public Accounting BS	68	33		54	62		55	74		9	83	
Advanced Studies Project Mgmt CERT				1			1			1		
Computer Information Systems AAS	18			13			13			12		
Computer Information Systems BS	61	56		60	44		68	46		69	52	
Computer Information Technology BS	20	28		36	39		42	51		47	49	
Finance BS	29			28			37			38		
Finance/Corporate Accounting BS	7			4			1			0		
Finance/Investment BS	9			11			3			1		
Finance/Real Estate BS	0			1			0			0		
Homeland Security Digital/Forensics CERT		0			0			2		0	0	
Information Security & Intelligence BS	36	80		46	93		54	83		59	80	
Information Security & Intelligence MISI				11			34			53		
Master of Information Systems Management	23			20			2			1		
Project Management CERT	1			1			0		2	0		
PROGRAM LOCATION TOTAL	353	252	0	379	259	0	403	258	2	414	264	0
DEPARTMENT TOTAL	605			638			663			678		

MANAGEMENT												
Advanced Study Mgt Tools CERT	1			2			2			0		
Advanced Study Design/Innovation CERT	5			3			5			12		
Advanced Studies Incident Response CERT										1		
Business Admin w/ Professional Tracks BS	32	103		27	103	3	25	106	14	19	113	19
Business Administration BS	207	289		200	266	11	219	262	28	198	230	32
Business Administration w/ Legal Studies BS	28			30			24			23		
Business Administration/Aviation BS		5			7			5			4	
General Business AAS	35			63			85			74		
Human Resource Management BS	29	5		27	3		17	7		19	11	
Human Resource Management CERT		0			2			0			2	
Insurance & Risk Management BS							3			4		
Leadership and Supervision CERT											1	
Lean Systems CERT							1			0		
Legal Studies AAS	11			11			10			19		
Management BS	5			4			0			0		
Master of Business Administration	67	1	23	55	1	44	43	0	44	39	0	27
Operations & Supply Management BS	11			19			22			28		
Operations & Supply Management BB										2		
Pre-Business AAS	101			73			52			47		
Small Business Management CERT				1			0			0		
Supervision CERT							1			0		
PROGRAM LOCATION TOTAL	532	403	23	515	382	58	509	380	86	485	361	78
DEPARTMENT TOTAL	958			955			975			924		

FALL ENROLLMENT BY PROGRAM

BUSINESS	2011/ 12			2012/ 13			2013/ 14			2014/ 15		
	ON	OFF	OL	ON	OFF	OL	ON	OFF	OL	ON	OFF	OL
MARKETING												
Advertising BS	11			2			1			0		
Advertising/Integrative Marketing Comm BS	51			47			55			49		
Business Data Analytics BS	2			0			3			5		
Direct Marketing CERT	1			0			0			0		
E-Commerce CERT						1			1			0
Graphic Communication AAS				9			19			16		
Graphic Design AAS	108			98			98			107		
Graphic Design BS	46			37			38			28		
Graphic Media Management BS				11			25			25		
Healthcare Marketing										6		
Marketing AAS							2			53		
Marketing BS	116			126			123			145		
Pre-Marketing				35			52			45		
Public Relations BS	44			48			39			43		
PROGRAM LOCATION TOTAL	379	0	0	413	0	1	455	0	1	522	0	0
DEPARTMENT TOTAL	379			414			456			522		

SPORTS, ENTERTAINMENT, & HOSPITALITY MANAGEMENT												
Dietary & Food Service Management AAS	4			10			6			3	2	
Culinary Mgmt CERT				1			1			1		
Hotel Management BS	6			7			12	11		12	30	
Hotel Mgmt/Restaurant & Food Ind. Mgmt BS	40	1		43	1		33	8		34	5	
Marketing/Professional Golf Mgmt BS	1			0			0			0		
Marketing/Professional Tennis BS	29			11			1			0		
Music Industry Management BS	201			203			194			160		
Pre-Hospitality AAS							3			7		
Pre-Music Industry Management AAS	28			12			18			0		
Pre-Professional Golf Management BS	17			14			16			8		
Pre-Professional Tennis Mgmt AAS	19			18			11			15		
Professional Golf Management BS	229			236			224			215		
Professional Tennis Management BS	17			33			45			40		
Resort Management BS	77			75			59			43		
Restaurant & Food Industry Mgmt AAS	14			28			40			33		
Special Event/Meeting Planning										1		
PROGRAM LOCATION TOTAL	682	1	0	691	1	0	663	19	0	572	37	0
DEPARTMENT TOTAL	683			692			682			609		

BUSINESS												
Undeclared		9			1			1			3	
PROGRAM LOCATION TOTAL	0	9	0	0	1	0	0	1	0	0	3	0
DEPARTMENT TOTAL	9			1			1			3		

COLLEGE LOCATION TOTAL	1,946	665	23	1,998	643	59	2,030	658	89	1,993	665	78
COLLEGE TOTAL	2,634			2,700			2,777			2,736		

Source: Office of Institutional Research & Testing

FALL ENROLLMENT BY PROGRAM

EDUCATION & HUMAN SERVICES	2011/12			2012/13			2013/14			2014/15		
	ON	OFF	OL	ON	OFF	OL	ON	OFF	OL	ON	OFF	OL
LEISURE STUDIES & WELLNESS												
Recreation Leadership & Management BS	73			41			15			6		
PROGRAM LOCATION TOTAL	73	0	0	41	0	0	15	0	0	6	0	0
DEPARTMENT TOTAL	73			41			15			6		
SCHOOL OF CRIMINAL JUSTICE												
Criminal Justice BS	248	568		258	590		2	0		0	0	
Criminal Justice Corrections BS							36			38		
Criminal Justice Generalist BS							96	592		95	617	
Criminal Justice Law Enforcement BS							115			108		
Master of Criminal Justice Administration	28	42		35	27		21	27		24	31	
Pre-Criminal Justice AA	347			367			373			380		
PROGRAM LOCATION TOTAL	623	610	0	660	617	0	643	619	0	645	648	0
DEPARTMENT TOTAL	1,233			1,277			1,262			1,293		
SCHOOL OF EDUCATION												
Adv. Studies Total Quality Mgmt CERT	0			0			0			0	1	
Biology Education BS	23	0		15	2		12	3		13	2	
Business Education BS	2			0			0			0		
Busn Mgmt Mktg Tech Teaching BS				4			1			2		
Career & Technical Education MS	28	28		25	21		21	18		21	14	
Certification CERT	12	35		13	20		5	16		6	14	
Certification Elementary Education CERT		1		1	6		2	5		1	3	
Certification Graduate CERT	0	1		4	0		0	0		1	0	
Chemistry Education BS	3	0		3	0		5	0		6	0	
Curriculum & Instruction M.Ed.	47	37		60	33		36	27		21	18	
Early Childhood Education AAS	18			23			21			25		
Early Childhood Education BS	38	52		42	50		45	47		42	50	
Educational Leadership MS				1			3			8	1	
Elementary Education BS	161	138		153	124		124	115		112	126	
English Education BS	24	4		23	1		24	1		23	2	
Geography Education BS	1			0			0			0		
History Education BS	41	1		33	2		27	2		14	2	
Marketing Education BS	1			0			0			0		
Mathematics Education BS	48	9		30	8		28	5		33	4	
Political Science Education BS	1			2			0			0		
Pre-Teaching Elementary AA	13			21			26			31		
Pre-Teaching Secondary AA	36			31			30			21		
Pro-Mo-TEd-Technical Education			21			11			7			12
Social Studies BS	30	4		36	4		35	5		35	7	
Social Studies/Elementary BS	0			0			0			5		
Technical Education BS	6	2	1	3	1	0	3	4	0	0	2	0
PROGRAM LOCATION TOTAL	533	312	22	523	272	11	448	248	7	420	246	12
DEPARTMENT TOTAL	867			806			703			678		

FALL ENROLLMENT BY PROGRAM

EDUCATION & HUMAN SERVICES	2011/12			2012/13			2013/14			2014/15		
	ON	OFF	OL	ON	OFF	OL	ON	OFF	OL	ON	OFF	OL
TELEVISION AND DIGITAL MEDIA PRODUCTION												
Television & Digital Media Production BS	89			92			86			68		
Digital Animation & Game Design BAS*								164			186	
Digital Media Software Engineering BAS*								29			1	
Digital Media Software Engineering BS											20	
Pre-Digital Media										22		
PROGRAM LOCATION TOTAL	89	0	0	92	0	0	86	193	0	90	207	0
DEPARTMENT TOTAL	89			92			279			297		
EDUCATION & HUMAN SERVICES												
Art Education CERT for BFA	4			3			3			1		
Undeclared Undergraduate		2			0			0		0		
Undeclared Graduate	20	6		12	7		11	4		3	5	
PROGRAM LOCATION TOTAL	24	8	0	15	7	0	14	4	0	4	5	0
DEPARTMENT TOTAL	32			22			18			9		
COLLEGE LOCATION TOTAL	1,342	930	22	1,331	896	11	1,206	1,064	7	1,165	1,106	12
COLLEGE TOTAL	2,294			2,238			2,277			2,283		

* Moved from Professional and Technological Studies Fall 2013.

Source: Office of Institutional Research & Testing

FALL ENROLLMENT BY PROGRAM

ENGINEERING TECHNOLOGY	2011/12			2012/13			2013/14			2014/15		
	ON	OFF	OL	ON	OFF	OL	ON	OFF	OL	ON	OFF	OL
ARCHITECTURAL TECHNOLOGY & FACILITY MANAGEMENT												
Architectural Technology AAS	70			67			62			56		
Architecture & Sustainability BS	11			22			29			32		
Facilities Management BS	44			32			29			29		
Facilities Management CERT			11			7			6			9
Pre-Architectural Sustainability BS	2			3			1			0		
Pre-Architectural Technology AAS	4			6			5			3		
Pre-Facilities Management BS	6			6			2			3		
PROGRAM LOCATION TOTAL	137	0	11	136	0	7	128	0	6	123	0	9
DEPARTMENT TOTAL	148			143			134			132		
AUTOMOTIVE												
Automotive & Heavy Equipment Mgmt BS		2			0			0			0	
Automotive Engineering Technology BS	158			157			182			187		
Automotive Management BS	51	12		53	12		44	16	2	36	14	13
Automotive Management (2+2) BS							1			2		
Automotive Service Technology AAS	35			39			26			31		
Pre-Automotive Engineering Technology BS	7			9			16			12		
Pre-Automotive Management AAS	2			0			5			8		
Pre-Automotive Service Technology AAS	11			11			14			5		
PROGRAM LOCATION TOTAL	264	14	0	269	12	0	288	16	2	281	14	13
DEPARTMENT TOTAL	278			281			306			308		
CONSTRUCTION TECHNOLOGY & MANAGEMENT												
Advanced Construction Management CERT		1			1			1			0	
Building Construction Technology AAS	17			13			15			18		
Civil Engineering Technology AAS	21			9			9			14		
Construction Administration CERT								1			1	
Construction Management BS	186	18		166	19		162	29		153	17	
Pre-Building Construction Technology AAS	6			6			5			3		
Pre-Civil Engineering Technology AAS	1			1			0			0		
Pre-Construction Management BS	3			5			1			6		
PROGRAM LOCATION TOTAL	234	19	0	200	20	0	192	31	0	194	18	0
DEPARTMENT TOTAL	253			220			223			212		
ELECTRONICS/CNS												
Computer Networks & Systems BS	61			45			39			34		
Electrical/Electronics Engineering Tech BS	28			29			37			53		
Industrial Electronics Technology AAS	42			35			52			58		
Pre-Computer Networks & Systems BS	5			5			3			3		
Pre-Electrical/Electronics Eng Tech BS	1			2			8			6		
Pre-Industrial Electronics Technology AAS	6			5			9			7		
PROGRAM LOCATION TOTAL	143	0	0	121	0	0	148	0	0	161	0	0
DEPARTMENT TOTAL	143			121			148			161		
ENERGY SYSTEMS												
Energy Systems Engineering BS	12			16			18			16		
Pre-Energy Systems Engineering BS	1			5			4			2		
PROGRAM LOCATION TOTAL	13	0	0	21	0	0	22	0	0	18	0	0
DEPARTMENT TOTAL	13			21			22			18		

FALL ENROLLMENT BY PROGRAM

ENGINEERING TECHNOLOGY	2011/12			2012/13			2013/14			2014/15		
	ON	OFF	OL	ON	OFF	OL	ON	OFF	OL	ON	OFF	OL
HEAVY EQUIPMENT												
Heavy Equipment Service Engineering BS	29			34			37			34		
Pre-Heavy Equipment Service Eng. Tech BS				1			1			0		
Heavy Equipment Technology AAS	85			74			61			69		
Pre-Heavy Equipment Technology AAS	4			2			6			5		
<i>PROGRAM LOCATION TOTAL</i>	118	0	0	111	0	0	105	0	0	108	0	0
<i>DEPARTMENT TOTAL</i>	118			111			105			108		

HVACR												
HVACR Engineering Technology BS	73		83	74		69	80		73	5		4
HVACR Eng. Tech. & Energy Mgmt. BS							4			54		69
HVACR Technology AAS	60			65			60			58		
Pre-HVACR Engineering Technology BS	3			5			1			1		
Pre-HVACR Technology AAS	13			7			6			2		
<i>PROGRAM LOCATION TOTAL</i>	149	0	83	151	0	69	151	0	73	120	0	73
<i>DEPARTMENT TOTAL</i>	232			220			224			193		

MANUFACTURING ENGINEERING TECHNOLOGY												
Industrial Technology & Mgmt BAS*								53			69	
Manufacturing Engineering Technology BS	32	37		26	45		22	51		26	52	
Manufacturing Technology AAS	4			4			0			50		
Manufacturing Tooling Technology AAS	19			30			39			1		
Pre-Manufacturing Engineering BS	1			2			7			24		
Pre-Manufacturing Tooling Technology AAS	2			0			3			0		
Quality Engineering Technology BS		20			16			11			4	
Quality Technology CERT		1			0			0			1	
<i>PROGRAM LOCATION TOTAL</i>	58	58	0	62	61	0	71	115	0	101	126	0
<i>DEPARTMENT TOTAL</i>	116			123			186			227		

MECHANICAL DESIGN												
CAD Drafting & Tool Design Technology AAS	44			41			36			42		
Mechanical Engineering Technology AAS	76			101			114			132		
Mechanical Engineering Technology BS	28			41			48			46		
Pre-CAD Drafting & Tool Design AAS	3			4			2			2		
Pre-Mechanical Engineering Tech. AAS	11			10			11			7		
Pre-Mechanical Engineering Technology BS	4			7			9			9		
Pre-Product Design Engineering BS	4			4			3			7		
Product Design Engineering Technology BS	37	21		32	16		27	23		24	24	
<i>PROGRAM LOCATION TOTAL</i>	207	21	0	240	16	0	250	23	0	269	24	0
<i>DEPARTMENT TOTAL</i>	228			256			273			293		

* Moved from Professional and Technological Studies Fall 2013.

FALL ENROLLMENT BY PROGRAM

ENGINEERING TECHNOLOGY	2011/12			2012/13			2013/14			2014/15		
	ON	OFF	OL	ON	OFF	OL	ON	OFF	OL	ON	OFF	OL
PLASTICS & RUBBER												
Plastics Engineering Technology BS	47			33			43			43		
Plastics Technology AAS	52			70			4			0		
Plastics/Polymer Eng Tech AAS							93			147		
Pre-Plastics Engineering Technology BS	4			5			2			5		
Pre-Plastics Engineering Technology AAS	2			1			0			0		
Pre-Plastics Polymer Enginnering Tech. AAS							8			2		
Pre-Rubber Engineering Technology BS	2			2			1			0		
Pre-Rubber Technology AAS	1			1			2			2		
Rubber Engineering Technology BS	4			4			6			5		
Rubber Technology AAS	6			2			1			0		
PROGRAM LOCATION TOTAL	118	0	0	118	0	0	160	0	0	204	0	0
DEPARTMENT TOTAL	118			118			160			204		
PRINTING & IMAGING TECHNOLOGY MANAGEMENT *												
New Media Printing & Publishing BS	15			7			3			0		
Pre-Printing & Digital Graphic AAS	2			0			0			0		
Printing & Digital Graphic Imaging Tech AAS	27			14			1			0		
Printing Management BS	18			10			4			2		
PROGRAM LOCATION TOTAL	62	0	0	31	0	0	8	0	0	2	0	0
DEPARTMENT TOTAL	62			31			8			2		
SURVEYING												
Geographic Information CERT			4	1		2	0		0	1		0
Pre-Surveying Engineering BS	2			1			0			1		
Pre-Surveying Technology AAS	1			0			1			2		
Surveying Engineering BS	42			38			46			46		
Surveying Technology AAS	15			14			11			12		
PROGRAM LOCATION TOTAL	60	0	4	54	0	2	58	0	0	62	0	0
DEPARTMENT TOTAL	64			56			58			62		
WELDING ENGINEERING TECHNOLOGY												
Pre-Welding Engineering Technology BS	3			4			3			3		
Pre-Welding Technology AAS	14			25			29			24		
Welding Engineering Technology BS	61			88			98			77		
Welding Technology AAS	108			97			86			91		
PROGRAM LOCATION TOTAL	186	0	0	214	0	0	216	0	0	195	0	0
DEPARTMENT TOTAL	186			214			216			195		
ENGINEERING TECHNOLOGY												
Undeclared Undergraduate			0			0			0			1
PROGRAM LOCATION TOTAL	0	0	0	0	0	0	0	0	0	0	0	1
DEPARTMENT TOTAL	0			0			0			1		
COLLEGE LOCATION TOTAL	1,749	112	98	1,728	109	78	1,797	185	81	1,838	182	96
COLLEGE TOTAL	1,959			1,915			2,063			2,116		

* Spring 2012 Printing & Imaging Technology Management Department was closed.

Source: Office of Institutional Research & Testing

FALL ENROLLMENT BY PROGRAM

HEALTH PROFESSIONS	2011/12			2012/13			2013/14			2014/15		
	ON	OFF	OL	ON	OFF	OL	ON	OFF	OL	ON	OFF	OL
CLINICAL LAB, RESPIRATORY CARE, & HEALTH ADMINISTRATION												
Coding/Reimbursement Specialist CERT	1	6		0	0		0	0		0	0	
Gerontology CERT									1			0
Health Care Systems Administration BS	262	78		263	67		240	66		248	63	
Health Information Management BS	30	22		61	22	5	55	18	16	54	17	18
Health Information Technology AAS	40	55		37	44		41	28		42	30	
Medical Laboratory Science BS							19			36		
Medical Laboratory Technology AAS	2			4			1			3		
Medical Technology BS	43			42			20			0		
Molecular Diagnostics BS	6			23			31			22		
Pre-Health Information Technology AAS	1			0			0			0		
Pre-Medical Laboratory Science BS							4			17		
Pre-Medical Laboratory Technology AAS	11			11			8			12		
Pre-Medical Technology AAS	1			2			3			0		
Pre-Medical Technology BS	23			19			20			2		
Pre-Molecular Diagnostics BS	16			21			10			13		
Pre-Respiratory Care AAS	17	0		19	0		32	0		36	1	
Public Health										1		
Respiratory Care AAS	39	46		37	13		30	13		34	11	
PROGRAM LOCATION TOTAL	492	207	0	539	146	5	514	125	17	520	122	18
DEPARTMENT TOTAL	699			690			656			660		

DENTAL HYGIENE & MEDICAL IMAGING												
Allied Health Science AAS	66			69			80			67		
Allied Health Science BS	42		66	60		78	105		78	125		79
Dental Hygiene AAS	74			70			67			49		
Dental Hygiene BS			55			45	1		39	0		44
Diagnostic Medical Sonography AAS	19			21			24			22		
Nuclear Medicine Technology BS	77	47	24	76	37	10	67	31	11	59	26	9
Pre-Dental Hygiene AAS	157			139			128			126		
Pre-Diagnostic Medical Sonography AAS	98			96			66			48		
Pre-Nuclear Medicine BS	34	2		25	1		20	1		21	0	
Pre-Radiography AAS	100			94			75			56		
Radiography AAS	62			60			46			39		
PROGRAM LOCATION TOTAL	729	49	145	710	38	133	679	32	128	612	26	132
DEPARTMENT TOTAL	923			881			839			770		

FALL ENROLLMENT BY PROGRAM

HEALTH PROFESSIONS	2011/12			2012/13			2013/14			2014/15		
	ON	OFF	OL	ON	OFF	OL	ON	OFF	OL	ON	OFF	OL
SCHOOL OF NURSING												
Master of Science in Nursing MSN	2		85	1		97	0		104	0		98
Nursing BS		57	415		52	418		49	428		24	506
Nursing (accelerated track) BS	20			26			23			24		
Nursing BSN	110			101			113			123		
Nursing Education CERT										1		
Pre-Nursing AAS	1			0			0			0		
Pre-Nursing BS	374			366			295			235		
PROGRAM LOCATION TOTAL	507	57	500	494	52	515	431	49	532	383	24	604
DEPARTMENT TOTAL	1,064			1,061			1,012			1,011		
ALLIED HEALTH SCIENCES												
Undeclared Graduate	2	0		0	0		0	0		0	0	
Undeclared Undergraduate	0	28		0	0	2	0	0	3	0	0	2
PROGRAM LOCATION TOTAL	2	28	0	0	0	2	0	0	3	0	0	2
DEPARTMENT TOTAL	30			2			3			2		
COLLEGE LOCATION TOTAL												
COLLEGE TOTAL	1,730	341	645	1,743	236	655	1,624	206	680	1,515	172	756
COLLEGE TOTAL												
2,716												
2,634												
2,510												
2,443												

Source: Office of Institutional Research & Testing

FALL ENROLLMENT BY PROGRAM

KENDALL	2011/12			2012/13			2013/14			2014/15		
	KEN	OFF	OL	KEN	OFF	OL	KEN	OFF	OL	KEN	OFF	OL
DESIGN STUDIES												
Collaborative Design BFA				7			17			27		
Digital Media 2D Animation BFA	1			0			0			0		
Digital Media BFA	108			116			114			124		
Digital Media Digital Illustration BFA	9			3			1			0		
Digital Media Interactive Design BFA	2			1			0			0		
Furniture Design BFA	34			32			30			23		
Graphic Design BFA	237			233			236			219		
Illustration BFA	210			223			223			211		
Industrial Design BFA	80			69			74			84		
Interior Design BFA	135			122			94			99		
Master of Architecture MARCH										8		
Medical Illustration BFA				19			44			44		
Metals/Jewelry Design BFA	10			14			13			19		
Special Program NDSP							6			16		
<i>PROGRAM LOCATION TOTAL</i>	826	0	0	839	0	0	852	0	0	874	0	0
<i>DEPARTMENT TOTAL</i>	826			839			852			874		

FINE ARTS/FOUNDATION												
Art Education BFA	61			61			68			48		
Drawing BFA	45			52			35			39		
Drawing With Printmaking Focus BFA							10			3		
Fashion Studies BFA	10			22			39			51		
Fine Arts Drawing MFA	10			6			4			4		
Fine Arts Painting BFA	2			0			26			0		
Fine Arts Painting MFA	21			23			23			24		
Fine Arts Photography BFA	0			0			82			0		
Fine Arts Photography MFA	9			8			5			2		
Fine Arts Printmaking BFA	5			2			5			0		
Fine Arts Printmaking MFA	3			3			6			7		
Fine Arts Sculpture BFA	0			0			18			0		
Fine Arts Undecided BFA	0			0			13			11		
Painting BFA	35			30			0			26		
Photography BFA	97			88			0			67		
Printmaking BFA										15		
Sculpture/Functional Art BFA	24			22			0			24		
<i>PROGRAM LOCATION TOTAL</i>	322	0	0	317	0	0	334	0	0	321	0	0
<i>DEPARTMENT TOTAL</i>	322			317			334			321		

LIBERAL ARTS & SCIENCES												
Art History BS	19			19			18			18		
Master of Art Education	6			3			0			1		
<i>PROGRAM LOCATION TOTAL</i>	25	0	0	22	0	0	18	0	0	19	0	0
<i>DEPARTMENT TOTAL</i>	25			22			18			19		

KENDALL												
Fast Track	204			257			255			224		
Non-Degree Special Program	10			10			0			0		
Undecided BFA	27			16			0			0		
<i>PROGRAM LOCATION TOTAL</i>	241	0	0	283	0	0	255	0	0	224	0	0
<i>DEPARTMENT TOTAL</i>	241			283			255			224		

<i>COLLEGE LOCATION TOTAL</i>	1,414	0	0	1,461	0	0	1,459	0	0	1,438	0	0
<i>COLLEGE TOTAL</i>	1,414			1,461			1,459			1,438		

Source: Office of Institutional Research & Testing

FALL ENROLLMENT BY PROGRAM

OPTOMETRY	2011/12			2012/13			2013/14			2014/15		
	ON	OFF	OL	ON	OFF	OL	ON	OFF	OL	ON	OFF	OL
OPTOMETRY												
Optometry OD	145			147			150			145		
PROGRAM LOCATION TOTAL	145	0	0	147	0	0	150	0	0	145	0	0
DEPARTMENT TOTAL	145			147			150			145		
COLLEGE LOCATION TOTAL	145	0	0	147	0	0	150	0	0	145	0	0
COLLEGE TOTAL	145			147			150			145		

FALL ENROLLMENT BY PROGRAM

PHARMACY	2011/12			2012/13			2013/14			2014/15		
	ON	OFF	OL	ON	OFF	OL	ON	OFF	OL	ON	OFF	OL
PHARMACY												
Pharmacy PD	529			562			588			574		
PROGRAM LOCATION TOTAL	529	0	0	562	0	0	588	0	0	574	0	0
DEPARTMENT TOTAL	529			562			588			574		
COLLEGE LOCATION TOTAL	529	0	0	562	0	0	588	0	0	574	0	0
COLLEGE TOTAL	529			562			588			574		

FALL ENROLLMENT BY PROGRAM

PROFESSIONAL & TECHNOLOGICAL STUDIES	2011/12			2012/13			2013/14			2014/15		
	ON	OFF	OL	ON	OFF	OL	ON	OFF	OL	ON	OFF	OL
COLLEGE OF PROFESSIONAL & TECHNOLOGICAL STUDIES												
Digital Animation & Game Design BAS*	41	173		60	171		59			67		
Community College Leadership EDD												
Digital Media Software Engineering BAS*		15			19							
Fast Track		0			0							
Industrial Technology & Mgmt BAS**		68			53							
Undeclared		0			0							
PROGRAM LOCATION TOTAL	41	256	0	60	243	0	59	0	0	67	0	0
DEPARTMENT TOTAL	297			303			59			67		
COLLEGE LOCATION TOTAL	41	256	0	60	243	0	59	0	0	67	0	0
COLLEGE TOTAL	297			303			59			67		

* Moved to College of Education and Human Services, TDMP Fall 2013.

** Moved to College of Engineering Technology, MFGE Fall 2013.

Source: Office of Institutional Research & Testing

FALL ENROLLMENT BY PROGRAM

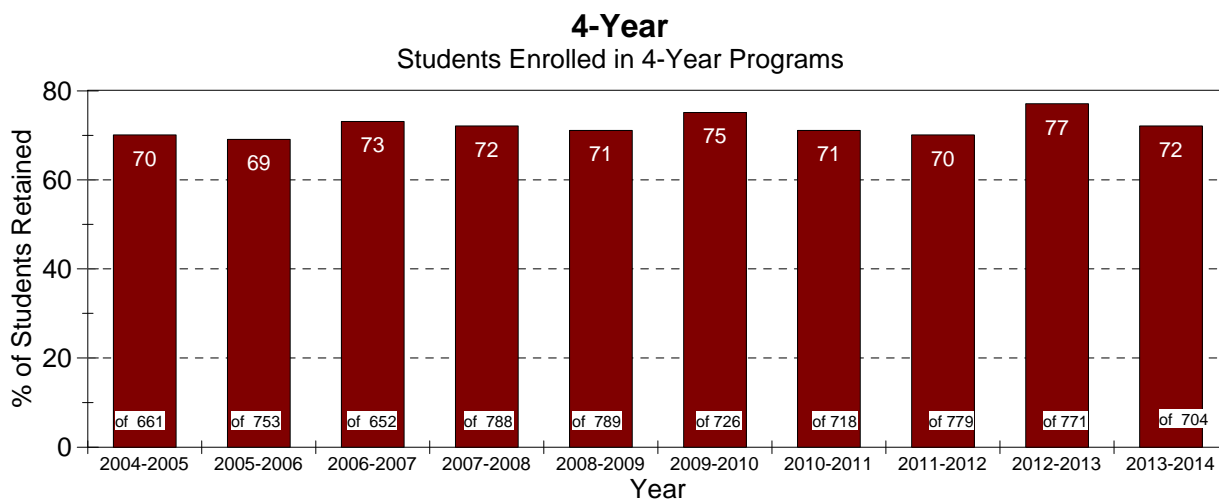
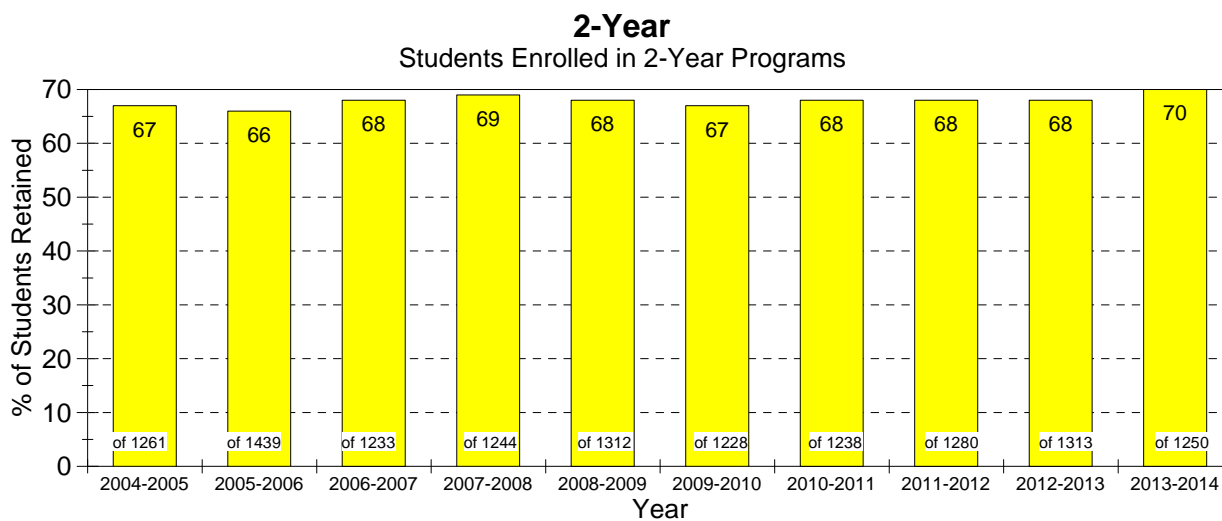
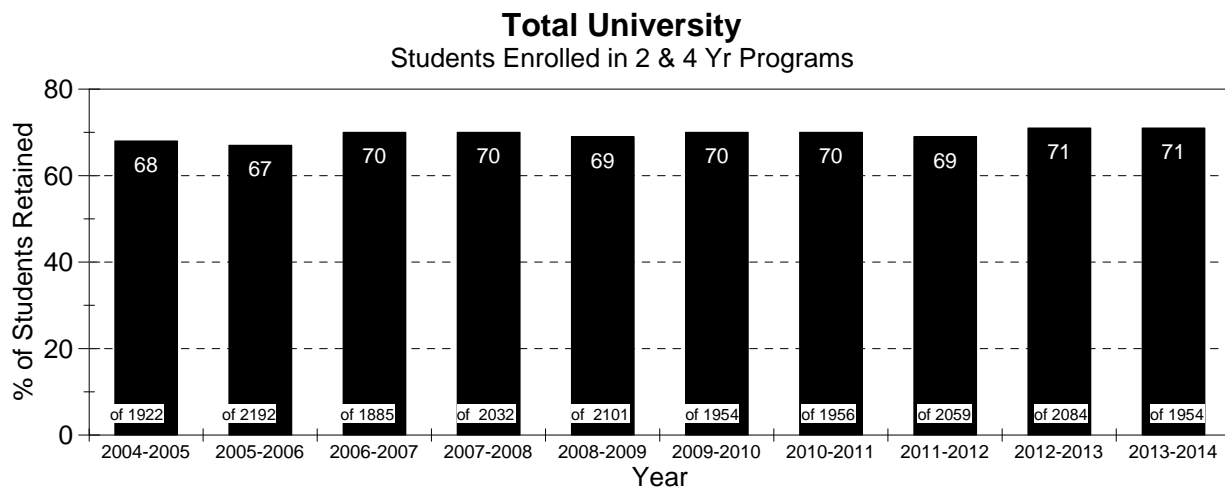
UNIVERSITY COLLEGE	2011/12			2012/13			2013/14			2014/14		
	ON	OFF	OL	ON	OFF	OL	ON	OFF	OL	ON	OFF	OL
DEVELOPMENTAL PROGRAM & CURRICULUM												
Career Exploration AA	92			111			105			93		
Directed Studies AA	54			47			39			48		
General Studies AA	281			311			392			373		
Intensive English Language Program	46			85			83			52		
University College Program AA	35			36			0					
PROGRAM LOCATION TOTAL	508	0	0	590	0	0	619	0	0	566	0	0
DEPARTMENT TOTAL	508			590			619			566		
UNIVERSITY COLLEGE												
Fast Track NDUG*							416	3		357	17	
Non-Degree Undergraduate	57			41			33			43		
PROGRAM LOCATION TOTAL	57	0	0	41	0	0	449	3	0	400	17	0
DEPARTMENT TOTAL	57			41			452			417		
COLLEGE LOCATION TOTAL												
COLLEGE TOTAL	565	0	0	631	0	0	1,068	3	0	966	17	0
COLLEGE TOTAL												
565												
631												
1,071												
983												

*Moved from College of Arts and Sciences in Fall 2013.

Note: The College of Allied Health is now reported under the College of Health Professions as of Fall 2013.

Source: Office of Institutional Research & Testing

FALL TO FALL FIRST-YEAR RETENTION RATES (Full-Time FTIACS)



Source: Office of Institutional Research and Testing

GRADUATION RATES
Percent of Full-Time FTIAC (First Time in Any College) Students
Graduating Within 2 to 6 Years

All Two and Four Year Degree Programs

Entering <u>Term</u>	# of <u>FTIAC's</u>	2 Yr <u>Grad Rate %</u>	3 Yr <u>Grad Rate %</u>	4 Yr <u>Grad Rate %</u>	5 Yr <u>Grad Rate %</u>	6 Yr <u>Grad Rate %</u>
2003	2190	8	18	31	44	49
2004	1917	9	19	34	46	51
2005	2188	6	14	28	42	48
2006	1895	7	15	32	46	52
2007	2032	7	15	29	43	50
2008	2101	6	13	29	42	49
2009	1954	6	11	26	41	
2010	1956	6	12	29		
2011	2059	7	12			
2012	2084	5				

Two Year Degree Programs

Entering <u>Term</u>	# of <u>FTIAC's</u>	2 Yr <u>Grad Rate %</u>	3 Yr <u>Grad Rate %</u>	4 Yr <u>Grad Rate %</u>	5 Yr <u>Grad Rate %</u>	6 Yr <u>Grad Rate %</u>
2003	1467	11	24	34	44	49
2004	1260	13	25	38	45	51
2005	1437	9	19	32	43	49
2006	1239	9	19	33	43	50
2007	1244	10	20	30	40	47
2008	1312	9	18	30	40	48
2009	1228	8	15	27	39	
2010	1238	9	17	32		
2011	1280	11	17			
2012	1313	7				

Four Year Degree Programs

Entering <u>Term</u>	# of <u>FTIAC's</u>	2 Yr <u>Grad Rate %</u>	3 Yr <u>Grad Rate %</u>	4 Yr <u>Grad Rate %</u>	5 Yr <u>Grad Rate %</u>	6 Yr <u>Grad Rate %</u>
2003	723	1	6	23	44	49
2004	657	2	7	25	46	52
2005	751	2	6	22	41	47
2006	656	2	7	30	52	56
2007	788	1	6	27	47	54
2008	789	1	5	26	44	51
2009	726	1	4	24	46	
2010	718	1	3	23		
2011	779	1	4			
2012	771	1				

Source: Office of Institutional Research & Testing

**PERCENT OF FULL-TIME FTIAC FALL TO FALL RETENTION
FALL 2004 - 05 to FALL 2013 - 14**

	Fall 04- 05	Fall 05- 06	Fall 06- 07	Fall 07- 08	Fall 08- 09	Fall 09- 10	Fall 10- 11	Fall 11- 12	Fall 12- 13	Fall 13- 14
FULL-TIME BACHELOR STUDENTS	70%	69%	73%	72%	71%	75%	71%	70%	77%	72%
FULL-TIME ASSOCIATE STUDENTS	67%	66%	68%	69%	68%	67%	68%	68%	68%	70%
TOTAL STUDENTS	68%	67%	70%	70%	69%	70%	70%	69%	71%	71%

**FALL TO SPRING/FALL TO FALL RETENTION
FALL 2009 - 2013 COHORTS**

All Degree Seeking FTIACS by College

College	Fall 2009 FTIACS	Spring 2010 % Ret	Fall 2010 % Ret	Fall 2010 FTIACS	Spring 2011 % Ret	Fall 2011 % Ret	Fall 2011 FTIACS	Spring 2012 % Ret	Fall 2012 % Ret	Fall 2012 FTIACS	Spring 2013 % Ret	Fall 2013 % Ret	Fall 2013 FTIACS	Spring 2014 % Ret	Fall 2014 % Ret
ARTS & SCIENCES	423	91%	76%	474	93%	74%	534	91%	70%	442	94%	76%	408	94%	78%
BUSINESS	331	88%	66%	313	88%	66%	328	88%	68%	363	89%	67%	356	88%	68%
ED. & HUMAN SVCS	220	85%	63%	215	90%	67%	205	87%	67%	226	88%	63%	244	88%	70%
ENG. TECHNOLOGY	246	88%	82%	265	93%	81%	297	91%	77%	278	91%	81%	293	91%	77%
HEALTH PROFESSIONS	255	92%	72%	248	91%	70%	273	89%	69%	279	85%	70%	217	91%	69%
KENDALL COLLEGE	186	87%	75%	157	89%	73%	156	92%	76%	189	93%	86%	192	86%	72%
PROFESSIONAL & TECH.	14	86%	71%	35	94%	66%	21	86%	57%	29	72%	62%		N/A	N/A
UNIVERSITY COLLEGE	328	74%	52%	307	79%	51%	297	76%	52%	329	75%	56%	295	80%	57%
FSU Total	2,003	87%	69%	2,014	89%	69%	2,111	88%	68%	2,135	88%	71%	2,005	87%	70%

Source: Office of Institutional Research & Testing

AVERAGE HIGH SCHOOL GPA & ACT SCORES

FTIAC Students (First Time In Any College) 2007 to 2014

	<u>2007</u>	<u>2008</u>	<u>2009</u>	<u>2010</u>	<u>2011</u>	<u>2012</u>	<u>2013</u>	<u>2014</u>
<u>High School G.P.A.</u>	3.17	3.17	3.21	3.19	3.20	3.22	3.23	3.23
<u>ACT</u>								
Composite:	21.4	21.3	21.1	21.4	21.9	21.7	21.8	21.8
English:	20.4	20.5	20.5	20.6	21.3	21.2	21.2	21.3
Math:	21.3	21.2	20.9	21.3	21.7	21.5	21.6	21.5
Reading:	21.9	21.8	21.6	21.8	22.3	22.1	22.2	22.1
Science Reasoning:	22.2	22.2	21.8	22.1	22.5	22.4	22.5	22.5

Average # of Credits Taken by Full-Time (12+ credits) Students By Class Level Summer 2011 thru Fall 2014

	Summer <u>2011</u>	Fall <u>2011</u>	Spring <u>2012</u>	Summer <u>2012</u>	Fall <u>2012</u>	Spring <u>2013</u>	Summer <u>2013</u>	Fall <u>2013</u>	Spring <u>2014</u>	Summer <u>2014</u>	Fall <u>2014</u>
Freshman	12.24	13.96	13.90	12.94	14.07	13.86	12.16	13.89	13.88	12.47	13.83
Sophomore	12.51	13.91	13.85	12.41	13.95	13.83	12.88	13.95	13.85	12.72	13.96
Junior	13.05	13.87	13.83	13.18	13.91	13.87	13.27	13.79	13.76	13.74	13.91
Senior	13.70	13.95	13.95	13.82	14.04	14.02	13.66	13.98	14.03	13.87	14.08
Graduate	12.75	12.31	12.27	15.00	12.30	12.37	12.00	12.00	12.11	12.00	13.32
1st Professional	15.66	16.69	16.72	14.25	16.49	16.77	14.03	16.20	16.79	14.09	16.31
Total Avg	13.77	14.10	14.08	13.64	14.16	14.11	13.58	14.06	14.11	13.81	14.11
Undergrad Avg	13.43	13.93	13.89	13.52	14.00	13.91	13.49	13.91	13.89	13.76	13.95

Source: Office of Institutional Research & Testing

STUDENT CREDIT HOURS BY COLLEGE

College	Fall 2010	Fall 2011	Fall 2012	Fall 2013	Fall 2014
Arts & Sciences	61,801	63,213	62,640	61,280	59,866
On-Campus	57,162	58,187	57,553	56,161	54,550
Off-Campus	1,416	1,483	1,093	1,664	1,732
Internet	3,223	3,543	3,994	3,455	3,584
Business	25,140	24,551	25,098	25,563.5	26,101.0
On-Campus	20,529	19,748	20,069	20,244.5	20,374.0
Off-Campus	2,136	2,454	2,097	2,298	2,157
Internet	2,475	2,349	2,932	3,021	3,570
Education & Human Services	14,006	14,328	14,561	15,284	15,074
On-Campus	7,628	7,477	8,133	7,192	6,968
Off-Campus	5,970	6,499	6,143	7,800	7,741
Internet	408	352	285	292	365
Engineering Technology	16,778	16,764	16,607	17,054	17,826
On-Campus	15,634	15,623	15,569	15,651	16,473
Off-Campus	833	610	730	1,017	864
Internet	311	531	308	386	489
Health Professions	16,812	16,346	16,055	16,038	16,309
On-Campus	9,607	9,165	9,511	9,473	9,250
Off-Campus	2,352	1,596	1,052	1,094	1,163
Internet	4,853	5,585	5,492	5,471	5,896
Kendall College Of Art & Design	14,959	14,533	14,920	15,121	15,169
Kendall	14,959	14,533	14,920	15,121	15,169
Michigan College Of Optometry	2,588	2,612	2,638	2,657	2,420
On-Campus	2,555	2,575	2,605	2,619	2,383
Off-Campus	0	0	0	0	0
Internet	33	37	33	38	37
Pharmacy	8,676	8,393	8,708	8,975	8,905
On-Campus	8,674	8,393	8,708	8,975	8,905
Internet	2		0	0	0
Professional & Technological Studies	1,971	2,467	3,358	1,240	943
On-Campus	124	489	1,108	827	483
Off-Campus	1,847	1,978	2,250	413	460
University College	3,952	3,858	3,872	3,971	3,841
On-Campus	3,952	3,723	3,697	3,533	3,541
Off-Campus	0	0	0	0	0
Internet	N/A	135	175	438	300
University Total	166,557	166,441	167,174	167,183.5	166,453.0
On-Campus	125,741	124,891	125,845	124,675.5	122,926.0
Off-Campus	14,554	14,620	13,365	14,286	14,117
Internet	11,303	12,397	13,044	13,101	14,241
Kendall	14,959	14,533	14,920	15,121	15,169

Note: SCH based on course section

Source: Office of Institutional Research & Testing

TRANSFER IN STUDENTS
STUDENTS WHO TRANSFERRED TO FERRIS STATE UNIVERSITY
FROM MICHIGAN COMMUNITY COLLEGES & PUBLIC UNIVERSITIES
Summer 2013, Fall 2013, Spring 2014

COMMUNITY COLLEGES

Alpena Community College	27
Bay De Noc Community College	4
Delta College	170
Glen Oaks Community College	5
Gogebic Community College	7
Grand Rapids Community College	439
Henry Ford Community College	16
Highland Park Community College	1
Jackson College	22
Kalamazoo Valley Community College	36
Kellogg Community College	26
Kirtland Community College	13
Lake Michigan College	25
Lansing Community College	163
Macomb Community College	69
Mid-Michigan Community College	49
Monroe County Community College	8
Montcalm Community College	36
Mott Community College	80
Muskegon Community College	104
North Central Michigan College	18
Northwestern Michigan College	156
Oakland Community College	56
Schoolcraft College	40
Southwestern Michigan College	54
St. Clair County Community College	43
Washtenaw Community College	12
Wayne County Community College	47
West Shore Community College	46

UNIVERSITIES

Central Michigan University	57
Eastern Michigan University	13
Grand Valley State University	85
Lake Superior State University	22
Michigan State University	52
Michigan Technological University	9
Northern Michigan University	29
Oakland University	13
Saginaw Valley State University	28
University of Michigan - Ann Arbor	19
University of Michigan - Dearborn	7
University of Michigan - Flint	13
Wayne State University	12
Western Michigan University	43

TRANSFERS FROM COMMUNITY COLLEGES 1772

TRANSFERS FROM UNIVERSITIES 402

TOTAL TRANSFERS TO FERRIS STATE 2174

Source: National Student Clearinghouse

TRANSFER OUT STUDENTS
STUDENTS WHO TRANSFERRED FROM FERRIS STATE UNIVERSITY
TO OTHER COLLEGES & UNIVERSITIES PARTICIPATING IN THE NSC DATA SYSTEM
Summer 2013, Fall 2013, Spring 2014

COMMUNITY COLLEGES

Alpena Community College	5
Delta College	43
Grand Rapids Community College	168
Henry Ford Community College	6
Ivy Tech Community College	5
Jackson College	13
Kalamazoo Valley Community College	15
Kellogg Community College	6
Kirtland Community College	8
Lake Michigan College	7
Lansing Community College	47
Macomb Community College	35
Mid Michigan Community College	19
Monroe County Community College	5
Montcalm Community College	9
Mott Community College	17
Muskegon Community College	33
North Central Michigan College	4
Northwestern Michigan College	100
Oakland Community College	32
Schoolcraft College	21
Southwestern Michigan College	4
St. Clair County Community College	9
Washtenaw Community College	9
Wayne County Community College	16
West Shore Community College	16
William Rainey Harper College	4

UNIVERSITIES

American Public University Sys	3
Aquinas College	7
Baker College - Flint	61
Bethel College	3
Calvin College	3
Central Michigan University	41
Chamberlain College of Nursing	3
College for Creative Studies	8
Columbia College Chicago	3
Davenport University	13
Eastern Michigan University	7
Grand Valley State University	70
Kent State University	3
Michigan State University	20
Michigan Technological University	5
Northern Michigan University	18
Northwood Univeristy	5
Oakland University	18
Saginaw Valley State University	18
Spring Arbor University Adult Study	5
Spring Arbor University	3
University of Detroit Mercy	7
University of Michigan	13
University of Michigan, Flint	8
University of Phoenix	3
Walden University	4
Wayne State University	11
Western Michigan University	23

TOTAL TRANSFERS TO INSTITUTIONS (THREE OR MORE TRANSFERS ENROLLED) - LISTED ABOVE **1042**

TOTAL TRANSFERS TO INSTITUTIONS (LESS THAN THREE TRANSFERS ENROLLED) - NOT LISTED ABOVE **145**

TOTAL TRANSFERS FROM FERRIS STATE **1187**

Source: National Student Clearinghouse

ENROLLMENT SUMMARY OF STUDENTS BY AGE FALL 2014

Full-Time Students

Age	<u>Undergraduate</u>		<u>Graduate</u>		<u>First Professional</u>		<u>Doctorate</u>	
	Men	Women	Men	Women	Men	Women	Men	Women
Under 18	86	146	0	0	0	0	0	0
18-19	1,504	1,686	0	0	0	1	0	0
20-21	1,511	1,487	4	1	57	75	0	0
22-24	1,022	739	28	19	160	229	0	0
25-29	320	208	13	20	78	55	1	0
30-34	76	82	7	7	12	16	6	4
35-39	56	51	4	5	5	4	4	5
40-49	46	51	4	5	2	6	10	11
50-64	15	19	3	4	1	1	6	16
65 & Over	0	0	0	0	0	0	0	0
Unknown	0	0	0	0	0	0	0	1
Total	4,636	4,469	63	61	315	387	27	37

Part-Time Students

Age	<u>Undergraduate</u>		<u>Graduate</u>		<u>First Professional</u>		<u>Doctorate</u>	
	Men	Women	Men	Women	Men	Women	Men	Women
Under 18	134	424	0	0	0	0	0	0
18-19	87	99	0	0	0	0	0	0
20-21	220	221	0	0	0	0	0	0
22-24	403	442	9	10	3	8	0	0
25-29	326	404	23	47	3	2	0	0
30-34	185	300	20	46	1	0	1	0
35-39	120	224	22	28	0	0	0	0
40-49	151	313	32	55	0	0	1	1
50-64	58	133	11	29	0	0	0	0
65 & over	1	2	1	0	0	0	0	0
Unknown	3	2	0	0	0	0	0	0
Total	1,688	2,564	118	215	7	10	2	1

Average Age

	<u>Full-Time</u>	<u>Part-Time</u>
Undergraduate Degree Seeking	21	30
Undergraduate Non-Degree Seeking	25	18
Graduate	29	37
First Professional	24	25
Doctorate	45	41
All Students	22	29

Source: Office of Institutional Research & Testing

DEGREES

DEGREES CONFERRED BY PROGRAM

ACADEMIC YEAR (SUMMER, FALL, SPRING SEMESTERS)

ARTS & SCIENCES	2011-12					2012-13					2013-14			
	CERT	AS	BA	BS		CERT	AS	BA	BS		CERT	AS	BA	BS
BIOLOGY														
Biology			1	82				1	67				1	92
Biotechnology				4					5					10
Ornamental Horticulture Technology		12										2		
Pre-Science		38					70					56		
TOTAL	0	50	1	86		0	70	1	72		0	58	1	102
COLLEGE OF ARTS & SCIENCES														
Integrative Studies				39					53					58
TOTAL	0	0	0	39		0	0	0	53		0	0	0	58
HUMANITIES														
Applied Speech Communication		1		7			3		8			3		7
Communication			2					3					2	
History			2					9					5	
Sports Communication											3			
TOTAL	0	1	4	7		0	3	12	8		3	3	7	7
LANGUAGES & LITERATURE														
English			5					9					7	
Journalism											1			
Journalism and Technical Communication				3					3					2
Liberal Arts		7					16					10		
Technical & Professional Communication				3					6					5
Technical Writing	1													
TOTAL	1	7	5	6		0	16	9	9		1	10	7	7
MATHEMATICS														
Applied Mathematics				13				1	13					14
TOTAL	0	0	0	13		0	0	1	13		0	0	0	14
PHYSICAL SCIENCES														
Biochemistry			2					5					3	
Chemistry			6					6					12	
Industrial Chemistry Technology		4					4					11		
Pre-Pharmacy		4												
TOTAL	0	8	8	0		0	4	11	0		0	11	15	0
SOCIAL SCIENCES														
Political Science				5					4					3
Psychology				26					35					28
Public Administration				1										
Social Work				52					52					56
Sociology			2					1					1	
TOTAL	0	0	2	84		0	0	1	91		0	0	1	87
COLLEGE TOTAL	1	66	20	235		0	93	35	246		4	82	31	275

Source: Office of Institutional Research and Testing

DEGREES CONFERRED BY PROGRAM

ACADEMIC YEAR (SUMMER, FALL, SPRING SEMESTERS)

BUSINESS	2011-12				2012-13				2013-14			
	CERT	AS	BS	MS	CERT	AS	BS	MS	CERT	AS	BS	MS
ACCOUNTING, FINANCE, INFO SYSTEMS												
Accountancy		2	26			4	21			5	5	
Accountancy/Computer Information Systems			4								2	
Accountancy/Finance			4				10				3	
Accountancy/Prof Directed											4	
Accountancy/Public Accounting			16				30				41	
Advanced Studies in Business Intel. & Info.	2				5				2			
Advanced Studies in Information Security	10				9							
Advanced Studies in Business Intelligence									3			
Advanced Studies Info Sec/Net Mgmt									1			
Advanced Studies in Systems Integration	1				2							
Advanced Studies in Project Management	2				8				14			
Computer Information Systems		6	30			3	28				24	
Computer Information Technology			4				2				10	
Finance			6				15				11	
Homeland Security - Dig. Security & Forensics	1				2				3			
Information Security Intelligence			26				13				29	13
Masters of Information Systems Management				12				11				1
Project Management					1				2			
TOTAL	16	8	116	12	27	7	119	11	25	5	129	14

MANAGEMENT												
Advanced Studies in Design & Innovation	11				9				6			
Advanced Studies in Global Logistics					1				1			
Advanced Studies in Incident Response									9			
Advanced Studies in Mgmt Tools & Techniques	25				18				19			
Advanced Studies Outsourcing Management					1							
BUAD w/Professional Tracks			44				43				47	
Business Administration			130				115				127	
Business Administration - Aviation			1				3				1	
Business Administration - Maritime			20				23				33	
Fleet Management									2			
General Business		66				8				13		
Human Resource Management	12		9		20		12		10		9	
International Business	4				8				3			
Leadership and Supervision					4				11			
Lean Systems					1							
Legal Studies		7				10				11		
Management			1				1				1	
Manufacturing Operations	1								1			
Masters of Business Administration				34				26				34
MBA- Pharm D												1
Operations and Supply Management			2				3				4	
Real Estate	1											
Small Business & Entrepreneurship												
Small Business Management	2				2				3			
Supervision	10				6				2			
TOTAL	66	73	207	34	70	18	200	26	67	24	222	35

DEGREES CONFERRED BY PROGRAM

ACADEMIC YEAR (SUMMER, FALL, SPRING SEMESTERS)

BUSINESS	2011-12				2012-13				2013-14			
	CERT	AS	BS	MS	CERT	AS	BS	MS	CERT	AS	BS	MS
MARKETING												
Advertising			3				2					
Advertising/Integrated Marketing Communication	4		9		1		12		1		18	
Business to Business Marketing	11				4				2			
Business Data Analytics			1									
Data Mining					1				1			
Direct Marketing	8				7				1			
E-Commerce Marketing	15				3				2			
Graphic Communication										2		
Graphic Design		36	17			37	16			13	14	
Graphic Media Management							1				7	
Marketing	4		46		2		47		3		32	
Marketing/Sales	1											
Public Relations	2		8		2		19		2		9	
Retailing					1							
TOTAL	45	36	84	0	21	37	97	0	12	15	80	0
SPORT, ENTERTAINMENT, & HOSPITALITY												
Club Management	3				1				2			
Culinary Management	1				1				4			
Dietary and Food Service Management						2				1		
Hotel Management			5		1		8		1		9	
Hotel, Restaurant, & Food Industry Management			3				1					
Marketing/Professional Golf Management							1					
Marketing/Professional Tennis Management			2				12				3	
Music Industry Management			29				33				55	
Professional Golf Management			28				33				36	
Professional Tennis Management			1				4				7	
Resort Management			17				21				15	
Restaurant & Food Industry Management	1	13				11			3	16		
Ski Resort Management	3				3							
Special Event & Meeting Planning	2				1				1			
Sport/Spa/Entertainment Operations					1				1			
TOTAL	10	13	85	0	8	13	113	0	12	17	125	0
COLLEGE TOTAL	137	130	492	46	126	75	529	37	116	61	556	49

Source: Office of Institutional Research and Testing

DEGREES CONFERRED BY PROGRAM

ACADEMIC YEAR (SUMMER, FALL, SPRING SEMESTERS)

EDUCATION & HUMAN SERVICES	2011-12				2013-13				2013-14			
	CERT	AS	BS	MS	CERT	AS	BS	MS	CERT	AS	BS	MS
CRIMINAL JUSTICE												
Criminal Justice			286				352				356	
Criminal Justice Administration				22				25				25
Pre-Criminal Justice		79				72				52		
TOTAL	0	79	286	22	0	72	352	25	0	52	356	25

RECREATION, LEISURE SVCS, & WELLNESS												
Recreation Leadership & Management			19				16				15	
TOTAL	0	0	19	0	0	0	16	0	0	0	15	0

SCHOOL OF EDUCATION												
Art Education									1			
Biology Education			5				2				1	
Business Education			1									
Business Management Mktg Tech Teaching			1									
Career & Technical Education				19				12				18
Chemistry Education											2	
Curriculum & Instruction				28				19				31
Early Childhood Education		5	23			10	23			5	24	
Educational Leadership												5
Elementary Education			58				49				61	
English Education			3				4				2	
History Education			5				6				7	
Mathematics Education			15				4				6	
Political Science Education							1					
Pre-Teaching Elementary						1						
Pre-Teaching Secondary		2				4				1		
Pro-Mo-Ted Technical Education			11				9				1	
Social Studies & Elementary Education											1	
Social Studies Education			10				6				7	
Technical Education			6				1				2	
Total Quality Management in Education	8				1				2			
TOTAL	8	7	138	47	1	15	105	31	3	6	114	54

TELEVISION AND DIGITAL MEDIA PRODUCTION												
Digital Animation/Game Design							13				21	
Digital Media Software Engineering											4	
Television & Digital Media Production			22				18				27	
TOTAL	0	0	22	0	0	0	31	0	0	0	52	0

COLLEGE TOTAL	8	86	465	69	1	87	504	56	3	58	537	79
----------------------	----------	-----------	------------	-----------	----------	-----------	------------	-----------	----------	-----------	------------	-----------

Source: Office of Institutional Research and Testing

DEGREES CONFERRED BY PROGRAM

ACADEMIC YEAR (SUMMER, FALL, SPRING SEMESTERS)

ENGINEERING TECHNOLOGY	2011-12				2012-13				2013-14			
	CERT	AS	BS	MS	CERT	AS	BS	MS	CERT	AS	BS	MS
ARCHITECTURAL TECH & FACILITIES MGMT												
Architectural Technology		18				35				24		
Architecture & Sustainability							10				12	
Facility Management	10		21		9		22		4		12	
TOTAL	10	18	21	0	9	35	32	0	4	24	24	0

AUTOMOTIVE												
Automotive & Heavy Equipment Management			1				1				1	
Automotive Engineering Technology			46				34				30	
Automotive Management			23				19				16	
Automotive Management (2+2)											1	
Automotive Service Technology		9				20				14		
Performance Machining	19				10				16			
Performance Motorsports	43				39				40			
TOTAL	62	9	70	0	49	20	54	0	56	14	48	0

CONSTRUCTION TECHNOLOGY & MGMT												
Advanced Construction Management					2							
Building Construction Technology		38				40				27		
Civil Engineering Technology		20				12				14		
Construction Administration					1							
Construction Mgt/Commercial-Industrial											1	
Construction Management			63				71				42	
TOTAL	0	58	63	0	3	52	71	0	0	41	43	0

ELECTRONICS/CNS												
Computer Networks & Systems			11				9				9	
Electrical/Electronics Engineering Technology			13				12				7	
Industrial Electronics Technology		11				9				12		
TOTAL	0	11	24	0	0	9	21	0	0	12	16	0

ENERGY SYSTEMS ENGINEERING												
Energy Systems Engineering							1				3	
TOTAL							1				3	

HEAVY EQUIPMENT												
Electrical Power Generation	4				2				1			
Heavy Equipment Service Engineering Tech			16				19				10	
Heavy Equipment Technology		19				41				35		
TOTAL	4	19	16	0	2	41	19	0	1	35	10	0

HVACR												
HVACR Eng Tech and Energy Mgmt											14	
HVACR Engineering Technology			45				46				25	
HVACR Technology		19				27				20		
TOTAL	0	19	45	0	0	27	46	0	0	20	39	0

DEGREES CONFERRED BY PROGRAM

ACADEMIC YEAR (SUMMER, FALL, SPRING SEMESTERS)

ENGINEERING TECHNOLOGY	2011-12				2012-13				2013-14			
	CERT	AS	BS	MS	CERT	AS	BS	MS	CERT	AS	BS	MS
MANUFACTURING ENGINEERING TECH												
Basic CNC Prog & Machine Operations									4			
Industrial Practices	1								3			
Industrial Technology and Management							21				9	
Manufacturing Engineering Technology			28				22				20	
Manufacturing Technology		7				2				7		
Manufacturing Tooling Technology		1				4				3		
Product Design					1				7			
Quality Engineering Technology			3				2				8	
Quality Technology	68				49				68			
TOTAL	69	8	31	0	50	6	45	0	82	10	37	0

MECHANICAL DESIGN												
CAD Drafting & Tool Design Technology		15				19				12		
Mechanical Engineering Technology		26	22			31	19			34	21	
Product Design Engineering Technology			22				22				14	
TOTAL	0	41	44	0	0	50	41	0	0	46	35	0

PLASTICS & RUBBER												
Plastics Engineering Technology			30				26				21	
Plastics Technology		15				7				5		
Plastics/Polymer Engineering Technology		8				11				27		
Rubber Engineering Technology			3				3				3	
Rubber Technology		5								1		
TOTAL	0	28	33	0	0	18	29	0	0	33	24	0

PRINTING & IMAGING TECHNOLOGY MGMT												
New Media Printing & Publishing			7				3				3	
Printing & Digital Graphic Imaging Technology		4				10				5		
Printing Management			9				9				3	
TOTAL	0	4	16	0	0	10	12	0	0	5	6	0

SURVEYING												
Geographic Information Systems	5								7			
Positioning for Hydrographic Surveying					1				3			
Surveying Engineering			24				13		1		11	
Surveying Technology		15				4				4		
TOTAL	5	15	24	0	1	4	13	0	11	4	11	0

WELDING ENGINEERING TECHNOLOGY												
Welding Engineering Technology			44				33				40	
Welding Technology		51				39				46		
TOTAL	0	51	44	0	0	39	33	0	0	46	40	0

COLLEGE TOTAL	150	281	431	0	114	311	416	0	154	290	336	0
----------------------	------------	------------	------------	----------	------------	------------	------------	----------	------------	------------	------------	----------

Source: Office of Institutional Research and Testing

DEGREES CONFERRED BY PROGRAM

ACADEMIC YEAR (SUMMER, FALL, SPRING SEMESTERS)

HEALTH PROFESSIONS	2011-12					2012-13					2013-14			
	CERT	AAS	BS	MS		CERT	AAS	BS	MS		CERT	AAS	BS	MS
CLINICAL LAB, RESP CARE & HEALTH ADM.														
Coding/Reimbursement Specialist	2													
Environmental Health & Safety														
Gerontology						5					11			
Health Care Systems Administration			99					90					114	
Health Information Management			10					15					19	
Health Information Technology		64					64					46		
Medical Laboratory Science													18	
Medical Laboratory Technology		8					1					5		
Medical Technology			17					20					2	
Molecular Diagnostics													5	
Phlebotomy						1								
Respiratory Care		66					42					24		
TOTAL	2	138	126	0		6	107	125	0		11	75	158	0
DENTAL HYGIENE & MEDICAL IMAGING														
Allied Health Science		11	4				17	19				16	28	
Dental Hygiene		40	22				40	19				38	15	
Diagnostic Medical Sonography		19					22					20		
Nuclear Medicine Technology			50					48					35	
Radiography		48					38					43		
TOTAL	0	118	76	0		0	117	86	0		0	117	78	0
SCHOOL OF NURSING														
Master of Science in Nursing				18					20					25
Nursing			164					213					131	
Nursing Education						2								
Nursing Accelerated Track													23	
Nursing- B.S.N.													64	
TOTAL	0	0	164	18		2	0	213	20		0	0	218	25
COLLEGE TOTAL	2	256	366	18		8	224	424	20		11	192	454	25

Source: Office of Institutional Research and Testing

DEGREES CONFERRED BY PROGRAM

ACADEMIC YEAR (SUMMER, FALL, SPRING SEMESTERS)

KENDALL	2011-12				2012-13				2013-14			
	CERT	BS	BFA	MFA	CERT	BS	BFA	MFA	CERT	BS	BFA	MFA
DESIGN STUDIES												
Digital Media			19				23				30	
Digital Media 2D Animation			1									
Digital Media 3D Animation												
Digital Media Digital Illustration			7				2					
Digital Media Interactive Design												
Digital Media Motion Graphics												
Furniture Design			2				6				6	
Graphic Design			54				48				52	
Illustration			40				31				44	
Illustration - Digital Media												
Industrial Design			23				16				8	
Interior Design			32				27				23	
Medical Illustration											3	
Metals/Jewelry Design			1				1					
Visual Communication			1									
TOTAL	0	0	180	0	0	0	154	0	0	0	166	0

FINE ARTS/FOUNDATION												
Art Education			12				8				12	
Drawing			6				9				7	
Drawing with Printmaking Focus			2				4				4	
Fine Arts Drawing				4				2				3
Fine Arts Painting			3	7				7				3
Fine Arts Photography				1				3				3
Fine Arts Printmaking			1	1			1	1			1	1
Painting			9				6				5	
Photography			19				14				12	
Printmaking											1	
Sculpture/Functional Art			5				3				3	
TOTAL	0	0	57	13	0	0	45	13	0	0	45	10

LIBERAL ARTS/SCIENCE/ART HISTORY												
Art History		3										
Art History Academic Option		2				2				1		
Art History Studio Option						3				4		
Master of Art Education				3				1				1
TOTAL	0	5	0	3	0	5	0	1	0	5	0	1

COLLEGE TOTAL	0	5	237	16	0	5	199	14	0	5	211	11
----------------------	----------	----------	------------	-----------	----------	----------	------------	-----------	----------	----------	------------	-----------

Source: Office of Institutional Research and Testing

DEGREES CONFERRED BY PROGRAM

ACADEMIC YEAR (SUMMER, FALL, SPRING SEMESTERS)

MICHIGAN COLLEGE OF OPTOMETRY	2011-12				2012-13				2013-14			
	CERT	AS	BS	OD	CERT	AS	BS	OD	CERT	AS	BS	OD
Optometry				36				34				39
Vision Science			11								6	
COLLEGE TOTAL	0	0	11	36	0	0	0	34	0	0	6	39

PHARMACY	2011-12				2012-13				2013-14			
	CERT	AS	BS	Pharm D	CERT	AS	BS	Pharm D	CERT	AS	BS	Pharm D
Pharmacy				149				116				139
COLLEGE TOTAL	0	0	0	149	0	0	0	116	0	0	0	139

PROFESSIONAL & TECHNOLOGICAL STUDIES	2011-12				2012-13				2013-14			
	CERT	AS	BS	MS	CERT	AS	BS	MS	CERT	AS	BS	EDD
Community College Leadership								5				8
Digital Animation & Game Design			24								1	
Digital Media Software Engineering			2									
Industrial Technology & Management			22									
TOTAL	0	0	48	0	0	0	0	5	0	0	1	8
COLLEGE TOTAL	0	0	48	0	0	0	0	5	0	0	1	8

Source: Office of Institutional Research and Testing

DEGREES

DEGREES CONFERRED AT FERRIS STATE UNIVERSITY

ACADEMIC YEAR (SUMMER, FALL, SPRING SEMESTERS)

	<u>CERTIFICATE</u>	<u>ASSOCIATE</u>	<u>BACHELOR</u>	<u>MASTER</u>	<u>PROFESSIONAL PRACTICE</u>	<u>Doctorate</u>	<u>TOTAL</u>
1994 - 1995	11	948	1,661	34	40		2,694
1995 - 1996	53	860	1,438	40	35		2,426
1996 - 1997	71	786	1,328	43	41		2,269
1997 - 1998	82	823	1,281	97	40		2,323
1998 - 1999	96	839	1,140	83	41		2,199
1999 - 2000	130	821	1,186	81	44		2,262
2000 - 2001	100	722	1,217	116	52		2,207
2001 - 2002	157	764	1,325	152	45		2,443
2002 - 2003	247	808	1,312	168	58		2,593
2003 - 2004	217	830	1,410	148	121		2,726
2004 - 2005	245	843	1,403	158	149		2,798
2005 - 2006	259	905	1,615	134	147		3,060
2006 - 2007	327	873	1,639	169	154		3,162
2007 - 2008	264	861	1,839	137	158		3,259
2008 - 2009	292	794	1,952	197	176		3,411
2009 - 2010	283	787	2,004	156	177		3,407
2010 - 2011	247	718	2,199	165	178		3,507
2011 - 2012	298	819	2,310	149	185		3,761
2012 - 2013	249	790	2,359	127	150	5	3,680
2013 - 2014	288	683	2,412	164	178	8	3,733

Source: Office of Institutional Research and Testing

FERRIS STATE UNIVERSITY

APPROVED PROGRAMS

COLLEGE	DEPARTMENT	PROGRAM NAMES	DEGREE
A/S	Arts & Sciences Dean's Office	Integrative Studies	BIS
A/S	Biological Sciences	Biology	BA
A/S	Biological Sciences	Biology	BS
A/S	Biological Sciences	Biology/Environmental Biology	BS
A/S	Biological Sciences	Biology/Forensic Biology	BS
A/S	Biological Sciences	Biology/Pre-Dentistry	BS
A/S	Biological Sciences	Biology/Pre-Medicine	BS
A/S	Biological Sciences	Biology/Pre-Optometry	BS
A/S	Biological Sciences	Biology/Pre-Pharmacy	BS
A/S	Biological Sciences	Biology/Pre-Physical Therapy	BS
A/S	Biological Sciences	Biology/Pre-Veterinary Medicine	BS
A/S	Biological Sciences	Biotechnology	BS
A/S	Biological Sciences	Pre-Science	AS
A/S	Humanities	Applied Speech Communication	AA
A/S	Humanities	Applied Speech Communication	BS
A/S	Humanities	Applied Speech Communication Community Leadership Concentration	BS
A/S	Humanities	Applied Speech Communication Public Advocacy Concentration	BS
A/S	Humanities	Applied Speech Communication Sports Concentration	BS
A/S	Humanities	Communication	BA
A/S	Humanities	Communication Community Leadership Concentration	BA
A/S	Humanities	Communication Community Public Advocacy Concentration	BA
A/S	Humanities	Communication Sports Concentration	BA
A/S	Humanities	History	BA
A/S	Language and Literature	English	BA
A/S	Language and Literature	Journalism & Technical Communication	BS
A/S	Language and Literature	Liberal Arts	AA
A/S	Language and Literature	Technical & Professional Communication	BS
A/S	Mathematics	Applied Mathematics	BS
A/S	Mathematics	Applied Mathematics/Actuarial Science	BS
A/S	Mathematics	Applied Mathematics/Computer Science	BS
A/S	Mathematics	Applied Mathematics/Industrial Mathematics	BS
A/S	Mathematics	Applied Mathematics/Operations Research	BS
A/S	Mathematics	Applied Mathematics/Statistics	BS
A/S	Mathematics	Pre-Engineering	AS
A/S	Physical Sciences	Biochemistry	BA
A/S	Physical Sciences	Chemistry	BA
A/S	Physical Sciences	Chemistry/Pre-Pharmacy Concentration	BA
A/S	Physical Sciences	Industrial Chemistry Technology	AAS
A/S	Physical Sciences	Pre-Mortuary Science	AS
A/S	Physical Sciences	Pre-Pharmacy	AS
A/S	Social Sciences	Political Sciences	BS
A/S	Social Sciences	Pre-Law	AA
A/S	Social Sciences	Psychology	BS
A/S	Social Sciences	Social Work	BSW
A/S	Social Sciences	Sociology	BA
BUS	Accounting, Finance, & Information Systems	Accountancy	AAS
BUS	Accounting, Finance, & Information Systems	Accountancy	BS
BUS	Accounting, Finance, & Information Systems	Accountancy/Computer Information Systems	BS
BUS	Accounting, Finance, & Information Systems	Accountancy/Finance	BS
BUS	Accounting, Finance, & Information Systems	Accountancy/Public Accounting Concentration	BS

FERRIS STATE UNIVERSITY

APPROVED PROGRAMS

COLLEGE	DEPARTMENT	PROGRAM NAMES	DEGREE
BUS	Accounting, Finance, & Information Systems	Accountancy/Public Professional Directed Conc.	BS
BUS	Accounting, Finance, & Information Systems	Computer Information Systems	AAS
BUS	Accounting, Finance, & Information Systems	Computer Information Systems	BS
BUS	Accounting, Finance, & Information Systems	Computer Information Technology	BS
BUS	Accounting, Finance, & Information Systems	Finance	BS
BUS	Accounting, Finance, & Information Systems	Information Security & Intelligence	BS
BUS	Accounting, Finance, & Information Systems	Information Security & Intelligence	MS
BUS	Management	Business Administration	BS
BUS	Management	Business Administration	MBA
BUS	Management	Business Administration w/ Legal Studies	BS
BUS	Management	Business Administration w/ Professional Tracks	BS
BUS	Management	Business Administration w/Business Intelligence Cert	MBA
BUS	Management	Business Administration w/Design and Innovation Mgmt Cet	MBA
BUS	Management	Business Administration w/Incident Response Cert	MBA
BUS	Management	Business Administration w/Management Tools and Concepts Cert	MBA
BUS	Management	Business Administration w/Nursing Concentration	MBA
BUS	Management	Business Administration w/Project Management Cert	MBA
BUS	Management	General Business	AAS
BUS	Management	Human Resource Management	BS
BUS	Management	Insurance and Risk Management	BS
BUS	Management	Legal Studies	AAS
BUS	Management	Operations and Supply Management	BS
BUS	Marketing	Advertising/Integrated Marketing Communication	BS
BUS	Marketing	Business Data Analytics	BS
BUS	Marketing	Graphic Communications	AAS
BUS	Marketing	Graphic Design	AAS
BUS	Marketing	Graphic Design	BS
BUS	Marketing	Graphic Media Management	BS
BUS	Marketing	Health Care Marketing	BS
BUS	Marketing	Marketing	AAS
BUS	Marketing	Marketing	BS
BUS	Marketing	Public Relations	BS
BUS	Marketing	Public Relations/Employee Relations Concentration	BS
BUS	Marketing	Public Relations/Investor Relations Concentration	BS
BUS	Marketing	Public Relations/Marketing Promotion Concentration	BS
BUS	Marketing	Public Relations/Media Relations Concentration	BS
BUS	Sport Entertainment and Hospitality Mgmt	Dietary and Food Service Management	AAS
BUS	Sport Entertainment and Hospitality Mgmt	Hotel Management	BS
BUS	Sport Entertainment and Hospitality Mgmt	Hotel Management with AAS RFIM	BS
BUS	Sport Entertainment and Hospitality Mgmt	Music Industry Management	BS
BUS	Sport Entertainment and Hospitality Mgmt	Professional Golf Management	BS
BUS	Sport Entertainment and Hospitality Mgmt	Professional Tennis Management	BS
BUS	Sport Entertainment and Hospitality Mgmt	Resort Management	BS
BUS	Sport Entertainment and Hospitality Mgmt	Restaurant & Food Industry Management	AAS
CPT	Professional & Technical Studies	Community College Leadership	EDD
EDU	Criminal Justice	Criminal Justice Administration	MS
EDU	Criminal Justice	Criminal Justice/Corrections Option	BS
EDU	Criminal Justice	Criminal Justice/Generalist Option	BS
EDU	Criminal Justice	Criminal Justice/Law Enforcement Option	BS
EDU	Criminal Justice	Pre-Criminal Justice	AA

FERRIS STATE UNIVERSITY

APPROVED PROGRAMS

COLLEGE	DEPARTMENT	PROGRAM NAMES	DEGREE
EDU	Leisure Studies and Wellness	Recreation Leadership & Management	BS
EDU	School of Digital Media	Digital Animation and Game Design	BAS
EDU	School of Digital Media	Digital Media Software Engineering	BS
EDU	School of Digital Media	Pre-Digital Media	AS
EDU	School of Digital Media	Television and Digital Media Production	BS
EDU	School of Education	Biology Education	BS
EDU	School of Education	Business Mgmt Marketing & Tech Teaching Major	BS
EDU	School of Education	Career & Technical Education	MS
EDU	School of Education	Career & Technical Education/Administrative Concentration	MS
EDU	School of Education	Career & Technical Education/Instructor Concentration	MS
EDU	School of Education	Career & Technical Education/Postsecondary Administration	MS
EDU	School of Education	Career & Technical Education/Training and Development	MS
EDU	School of Education	Chemistry Education	BS
EDU	School of Education	Child Life Specialist	BS
EDU	School of Education	Curriculum & Instruction - Administrative	M.Ed.
EDU	School of Education	Curriculum & Instruction - Elementary Cert	M.Ed.
EDU	School of Education	Curriculum & Instruction - Experiential Education	M.Ed.
EDU	School of Education	Curriculum & Instruction - Reading Specialist Option	M.Ed.
EDU	School of Education	Curriculum & Instruction - Secondary Cert	M.Ed.
EDU	School of Education	Curriculum & Instruction - Special Education	M.Ed.
EDU	School of Education	Curriculum & Instruction - Subject Area Conc.	M.Ed.
EDU	School of Education	Early Childhood Education	AAS
EDU	School of Education	Early Childhood Education	BS
EDU	School of Education	Educational Leadership	MS
EDU	School of Education	Elementary Education	BS
EDU	School of Education	English Education	BS
EDU	School of Education	Geography Education	BS
EDU	School of Education	History Education	BS
EDU	School of Education	Mathematics Education	BS
EDU	School of Education	Pre-Teaching Elementary	AA
EDU	School of Education	Pre-Teaching Secondary	AA
EDU	School of Education	Social Studies Education	BS
EDU	School of Education	Technical Education	BS
HP	Clinical Laboratory, Respiratory, Health Admin	Health Care Systems Administration	BS
HP	Clinical Laboratory, Respiratory, Health Admin	Health Care Systems Administration Long Term Care Concentration	BS
HP	Clinical Laboratory, Respiratory, Health Admin	Health Information Management	BS
HP	Clinical Laboratory, Respiratory, Health Admin	Health Information Technology	AAS
HP	Clinical Laboratory, Respiratory, Health Admin	Medical Laboratory Technology	AAS
HP	Clinical Laboratory, Respiratory, Health Admin	Medical Laboratory Science	BS
HP	Clinical Laboratory, Respiratory, Health Admin	Molecular Diagnostics	BS
HP	Clinical Laboratory, Respiratory, Health Admin	Public Health	BS
HP	Clinical Laboratory, Respiratory, Health Admin	Respiratory Care	AAS
HP	College of Allied Health Sciences	Allied Health Science	AAS
HP	College of Allied Health Sciences	Allied Health Science	BS
HP	Dental Hygiene & Medical Imaging	Dental Hygiene	AAS
HP	Dental Hygiene & Medical Imaging	Dental Hygiene	BS
HP	Dental Hygiene & Medical Imaging	Diagnostic Medical Sonography	AAS
HP	Dental Hygiene & Medical Imaging	Nuclear Medicine Technology	BS
HP	Dental Hygiene & Medical Imaging	Radiography	AAS
HP	School of Nursing	Nursing	BSN

FERRIS STATE UNIVERSITY

APPROVED PROGRAMS

COLLEGE	DEPARTMENT	PROGRAM NAMES	DEGREE
HP	School of Nursing	Nursing	MSN
HP	School of Nursing	Nursing	RN-BSN
KEN	Design Studies	Collaborative Design	BFA
KEN	Design Studies	Digital Media	BFA
KEN	Design Studies	Furniture Design	BFA
KEN	Design Studies	Graphic Design	BFA
KEN	Design Studies	Illustration	BFA
KEN	Design Studies	Industrial Design	BFA
KEN	Design Studies	Interior Design	BFA
KEN	Design Studies	Medical Illustration	BFA
KEN	Design Studies	Metals/Jewelry Design	BFA
KEN	Fine Arts/Foundation	Drawing	BFA
KEN	Fine Arts/Foundation	Drawing with Printmaking Focus	BFA
KEN	Fine Arts/Foundation	Fashion Studies	BFA
KEN	Fine Arts/Foundation	Fine Arts Drawing	MFA
KEN	Fine Arts/Foundation	Fine Arts Painting	MFA
KEN	Fine Arts/Foundation	Fine Arts Photography	MFA
KEN	Fine Arts/Foundation	Fine Arts Printmaking	MFA
KEN	Fine Arts/Foundation	Painting	BFA
KEN	Fine Arts/Foundation	Photography	BFA
KEN	Fine Arts/Foundation	Sculpture/Functional Art	BFA
KEN	Liberal Arts & Sciences	Art Education	BFA
KEN	Liberal Arts & Sciences	Art Education	MFA
KEN	Liberal Arts & Sciences	Art History	BS
OPT	Optometry	Optometry	OD
PHR	Pharmacy	Doctor of Pharmacy	Pharm.D.
TEC	Architectural Technology & Facility Mgmt	Architectural Technology	AAS
TEC	Architectural Technology & Facility Mgmt	Architecture & Sustainability	BS
TEC	Architectural Technology & Facility Mgmt	Facility Management	BS
TEC	Automotive	Automotive Engineering Technology	BS
TEC	Automotive	Automotive Management	BS
TEC	Automotive	Automotive Service Technology	AAS
TEC	Construction Technology & Management	Building Construction Technology	AAS
TEC	Construction Technology & Management	Civil Engineering Technology	AAS
TEC	Construction Technology & Management	Construction Management	BS
TEC	Construction Technology & Management	Construction Management/Building Construction Technology	BS
TEC	Construction Technology & Management	Construction Management/Civil Engineering Technology	BS
TEC	Electronics/CNS	Computer Networks & Systems	BS
TEC	Electronics/CNS	Electrical/Electronics Engineering Technology	BS
TEC	Electronics/CNS	Energy Systems Engineering	BS
TEC	Electronics/CNS	Industrial Electronics Technology	AAS
TEC	Heavy Equipment	Heavy Equipment Service Engineering Technology	BS
TEC	Heavy Equipment	Heavy Equipment Technology	AAS
TEC	HVACR	HVACR Engineering Technology and Energy Management	BS
TEC	HVACR	HVACR Technology	AAS
TEC	Manufacturing Engineering Technology	Industrial Technology and Management	BAS
TEC	Manufacturing Engineering Technology	Manufacturing Engineering Technology	BS
TEC	Manufacturing Engineering Technology	Manufacturing Technology	AAS
TEC	Manufacturing Engineering Technology	Quality Engineering Technology	BS
TEC	Mechanical Design	CAD Drafting & Tool Design Technology	AAS

FERRIS STATE UNIVERSITY

APPROVED PROGRAMS

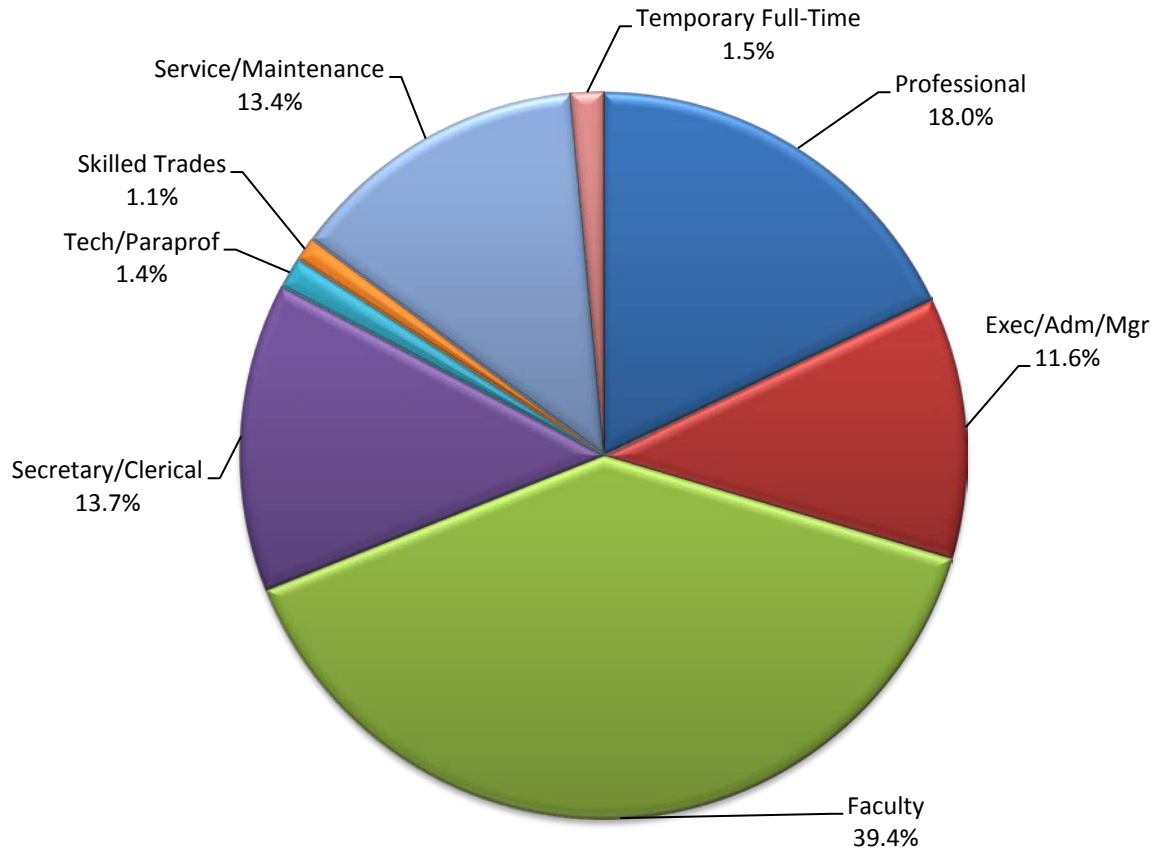
COLLEGE	DEPARTMENT	PROGRAM NAMES	DEGREE
TEC	Mechanical Design	Mechanical Engineering Technology	AAS
TEC	Mechanical Design	Mechanical Engineering Technology	BS
TEC	Mechanical Design	Product Design Engineering Technology	BS
TEC	Plastics & Rubber	Plastics & Polymer Engineering Technology	AAS
TEC	Plastics & Rubber	Plastics Engineering Technology	BS
TEC	Plastics & Rubber	Rubber Engineering Technology	BS
TEC	Surveying	Surveying Engineering	BS
TEC	Surveying	Surveying Technology	AAS
TEC	Welding Engineering Technology	Welding Engineering Technology	BS
TEC	Welding Engineering Technology	Welding Technology	AAS

Source: Academic Affairs

FACULTY & STAFF

UNIVERSITY STAFF BY JOB CATEGORY AND GENDER FALL 2014

FULL-TIME

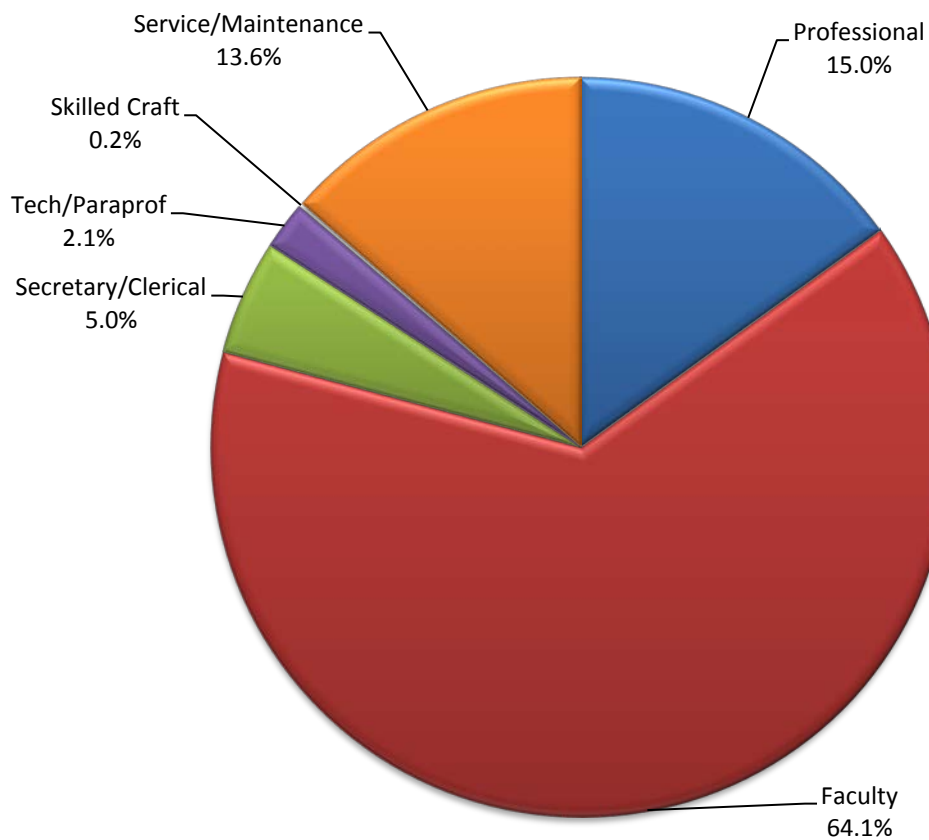


<u>JOB CATEGORY</u>	<u>MALE NUMBER</u>	<u>PERCENT</u>	<u>FEMALE NUMBER</u>	<u>PERCENT</u>	<u>TOTAL NUMBER</u>	<u>PERCENT</u>
Professional	125	46.0%	147	54.0%	272	18.0%
Exec/Adm/Mgr	89	50.6%	87	49.4%	176	11.6%
Faculty	340	57.0%	256	43.0%	596	39.4%
Secretary/Clerical	10	4.8%	198	95.2%	208	13.7%
Tech/Paraprof	10	47.6%	11	52.4%	21	1.4%
Skilled Trades	16	100.0%	0	0.0%	16	1.1%
Service/Maintenance	119	58.6%	84	41.4%	203	13.4%
Temporary Full-Time	12	54.5%	10	45.5%	22	1.5%
TOTAL	721	47.6%	793	52.4%	1514	100.0%

Source: Office of Human Resource Development

UNIVERSITY STAFF BY JOB CATEGORY AND GENDER FALL 2014

PART-TIME

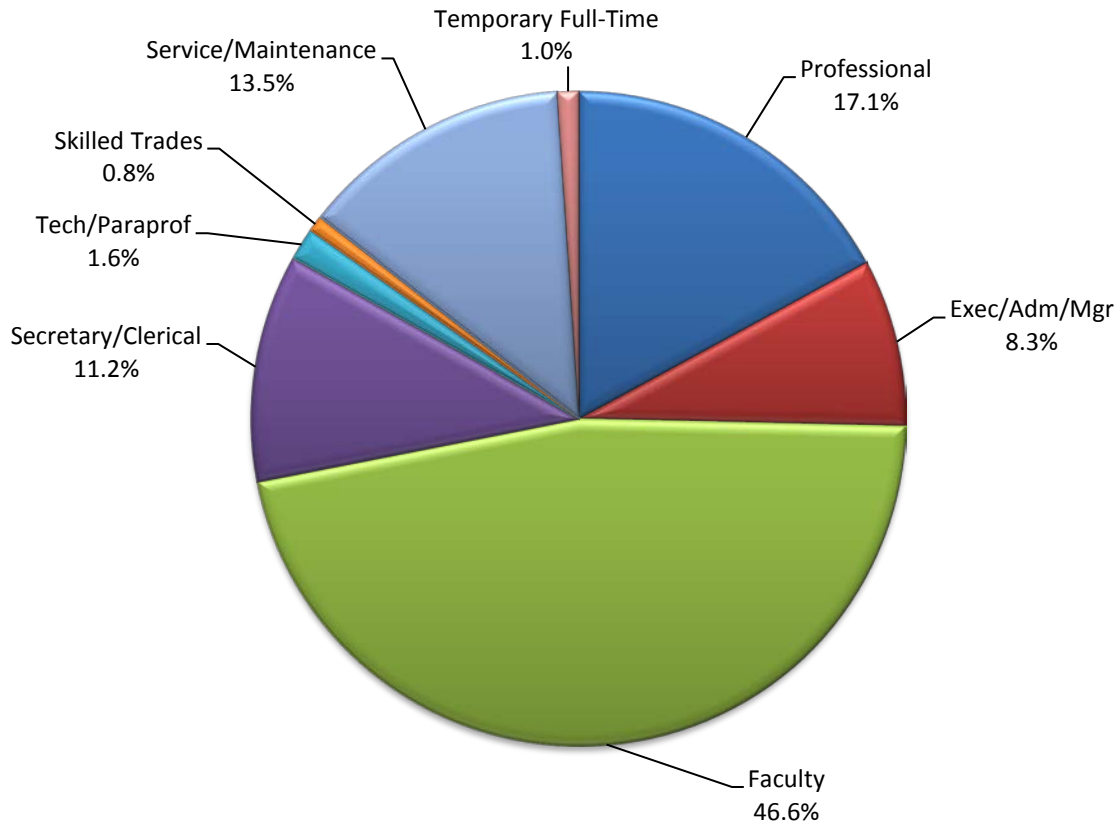


<u>JOB CATEGORY</u>	<u>MALE NUMBER</u>	<u>PERCENT</u>	<u>FEMALE NUMBER</u>	<u>PERCENT</u>	<u>TOTAL NUMBER</u>	<u>PERCENT</u>
Professional	39	41.9%	54	58.1%	93	15.0%
Faculty	195	49.1%	202	50.9%	397	64.1%
Secretary/Clerical	1	3.2%	30	96.8%	31	5.0%
Tech/Paraprof	7	53.8%	6	46.2%	13	2.1%
Skilled Craft	1	100.0%	0	0.0%	1	0.2%
Service/Maintenance	31	36.9%	53	63.1%	84	13.6%
TOTAL	274	44.3%	345	55.7%	619	100.0%

Source: Office of Human Resource Development

UNIVERSITY STAFF BY JOB CATEGORY AND GENDER FALL 2014

TOTAL



<u>JOB CATEGORY</u>	<u>MALE NUMBER</u>	<u>PERCENT</u>	<u>FEMALE NUMBER</u>	<u>PERCENT</u>	<u>TOTAL NUMBER</u>	<u>PERCENT</u>
Professional	164	44.9%	201	55.1%	365	17.1%
Exec/Adm/Mgr	89	50.6%	87	49.4%	176	8.3%
Faculty	535	53.9%	458	46.1%	993	46.6%
Secretary/Clerical	11	4.6%	228	95.4%	239	11.2%
Tech/Paraprof	17	50.0%	17	50.0%	34	1.6%
Skilled Trades	17	100.0%	0	0.0%	17	0.8%
Service/Maintenance	150	52.3%	137	47.7%	287	13.5%
Temporary Full-Time	12	54.5%	10	45.5%	22	1.0%
TOTAL	995	46.6%	1138	53.4%	2133	100.0%

Source: Office of Human Resource Development

FALL FACULTY AND STAFF BY RACE/ETHNICITY AND GENDER

FULL-TIME & PART-TIME EMPLOYEES - 11/1/2014

	<u>FEMALE</u>	<u>MALE</u>	<u>TOTAL</u>
AMERICAN INDIAN OR ALASKAN NATIVE	4	7	11
ASIAN	21	25	46
BLACK OR AFRICAN AMERICAN	24	31	55
HISPANIC OR LATINO	9	14	23
INTERNATIONAL	0	0	0
NATIVE HAWAIIAN OR PACIFIC ISLANDER	1	0	1
TWO OR MORE RACES	2	7	9
WHITE	986	842	1,828
UNREPORTED	91	69	160
TOTAL	1,138	995	2,133

The following definitions are used in determining racial/ethnic designations:

American Indian or Alaskan Native:

A person having origins in any of the original peoples of North and South America (including Central America), and who maintains cultural identification through tribal affiliation or community attachment.

Asian:

A person having origins in any of the original peoples of the Far East, Southeast Asia, or the Indian Subcontinent including, for example, Cambodia, China, India, Japan, Korea, Malaysia, Pakistan, the Philippine Islands, Thailand, and Vietnam.

Black or African American:

A person having origins in any of the black racial groups of Africa.

Hispanic or Latino:

A person of Cuban, Mexican, Puerto Rican, Central or South American, or other Spanish culture or origin, regardless of race.

International:

A person who is not a citizen of the United States, and who is in this country on a temporary basis and does not have a right to remain indefinitely.

Native Hawaiian or Pacific Islander:

A person having origins in any of the original peoples of Hawaii, Guam, Samoa, or other Pacific Island.

White:

A person having origins in any of the original peoples of Europe, the Middle East, or North Africa.

Source: Office of Human Resource Development

DISTINGUISHED TEACHER AWARD

The Ferris State University Academic Senate oversees the selection of the Distinguished Teacher Awards. Teachers receiving this award have been nominated by their peers based on the following criteria: teaching excellence; participation in professional development activities; interest in students outside the classroom/laboratory; and exhibiting distinction as a member of the university community.

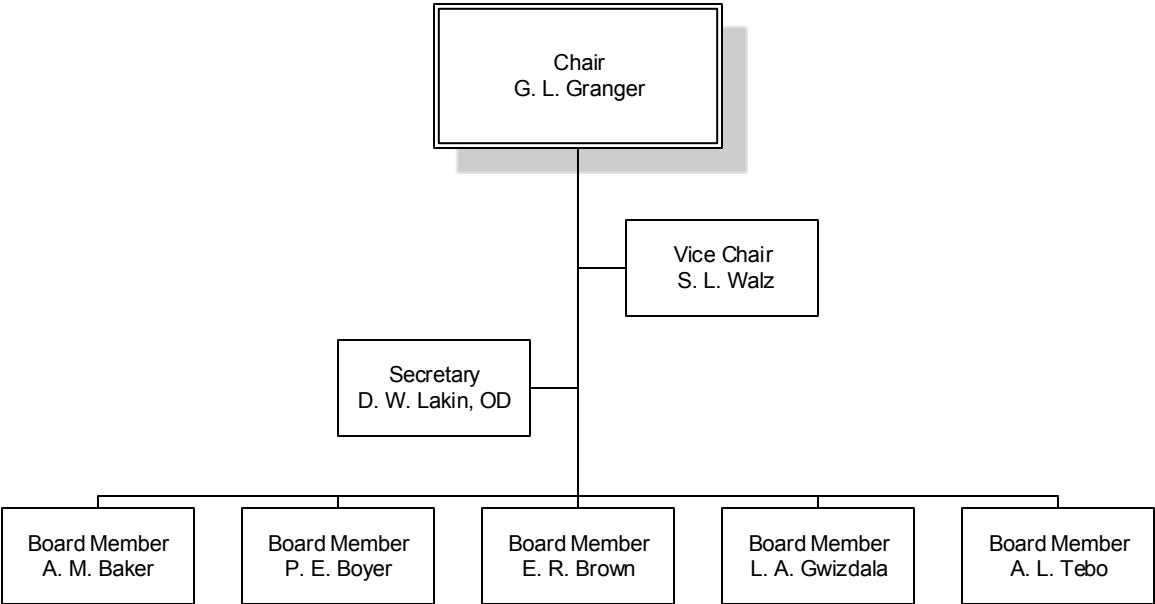
YEAR	RECIPIENT	COLLEGE	YEAR	RECIPIENT	COLLEGE
1968	Karlis Kazerovskis	Pharmacy	1993	Doug Fonner	Arts & Sciences
1969	Frank Karas	Arts & Sciences	1993	Terry Nerbonne	Education
1970	Robert K. Harry	Arts & Sciences	1994	Fred Lovgren	Business
1971	Kenneth O. McManis	Arts & Sciences	1994	Edward Stuart	Technology
1972	George N. Holcomb	Pharmacy	1995	Maude Bigford	Arts & Sciences
1973	Richard Hunter	Allied Health	1995	Judy Schottle	Allied Health Sciences
1974	Roger F. Kennedy	Technology	1996	Michael Keating	Optometry
1975	Everett J. Nienhouse	Arts & Sciences	1996	Caroline Stern	Arts & Sciences
1976	Barbara Sengelaub	Allied Health	1997	J. Randall Vance	Optometry
1977	Max T. Yeley	Technology	1998	Walt Hoeksema	Arts & Sciences
1978	Richard L. Shaw	Technology	1998	Mitchell LeClaire	Technology
1979	Joseph J. Mitala	Pharmacy	1999	Maryanne Heidemann	Arts & Sciences
1980	Sidney P. Sytsma	Business	1999	James (Ted) Walker	Arts & Sciences
1981	Richard A. Santer	Arts & Sciences	2000	Daniel E. Noren	Arts & Sciences
1982	Michael D. Ells	Allied Health	2000	Richard J. Pisacreta	Arts & Sciences
1982	Neill H. Nutter	Arts & Sciences	2001	Abdollah Ferdowsi	Business
1983	Herbert L. Carson	Arts & Sciences	2001	J. Randall Groves	Arts & Sciences
1984	Robert E. Friar	Arts & Sciences	2002	Sheila Squicciarini	Allied Health Sciences
1984	Newell H. Johnson	Technology	2003	David Aiken	Arts & Sciences
1985	Julia H. Bonkowski	Allied Health	2003	David Hanna	Technology
1985	James P. Lehnert	Arts & Sciences	2003	Phillip Middleton	Arts & Sciences
1986	Ada Lou Carson	Arts & Sciences	2004	David Pilgrim	Arts & Sciences
1987	Michael C. Cooper	Business	2005	Robert McCullough	Arts & Sciences
1987	Rose Ann Swartz	Business	2005	Fred Heck	Arts & Sciences
1988	Robert C. Ferguson	Arts & Sciences	2006	Pasquale Di Raddo	Arts & Sciences
1988	Garth S. McHattie	Education	2007	Mary Murnik	Arts & Sciences
1989	Mark A. Curtis	Technology	2008	Khagendra Thapa	Technology
1989	James D. Maas	Business	2009	Daniel Adsmond	Arts & Sciences
1990	Marilyn Keigley	Business	2010	Richard Goosen	Engineering Technology
1990	Christine Towner	Allied Health	2011	Greg Gogolin	Business
1991	Roxanne M. Cullen	Arts & Sciences	2012	Clifton V. Franklund	Arts & Sciences
1991	Gary C. Horn	Arts & Sciences	2013	Avesh Raghunandan	Optometry
1992	Bruce L. Beetley	Arts & Sciences	2014	Gary Huey	Arts & Sciences
1992	John H. Landis	Allied Health Sciences	2014	Jennifer Johnson	Arts & Sciences

Source: Academic Senate

ORGANIZATIONAL CHARTS

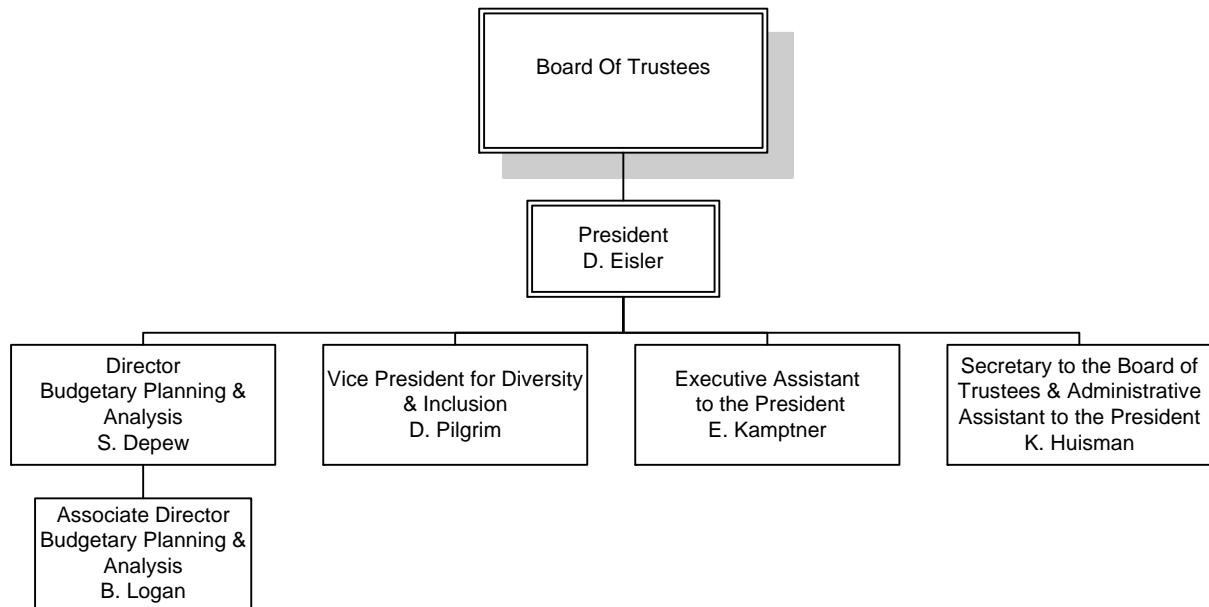
FERRIS STATE UNIVERSITY

BOARD OF TRUSTEES



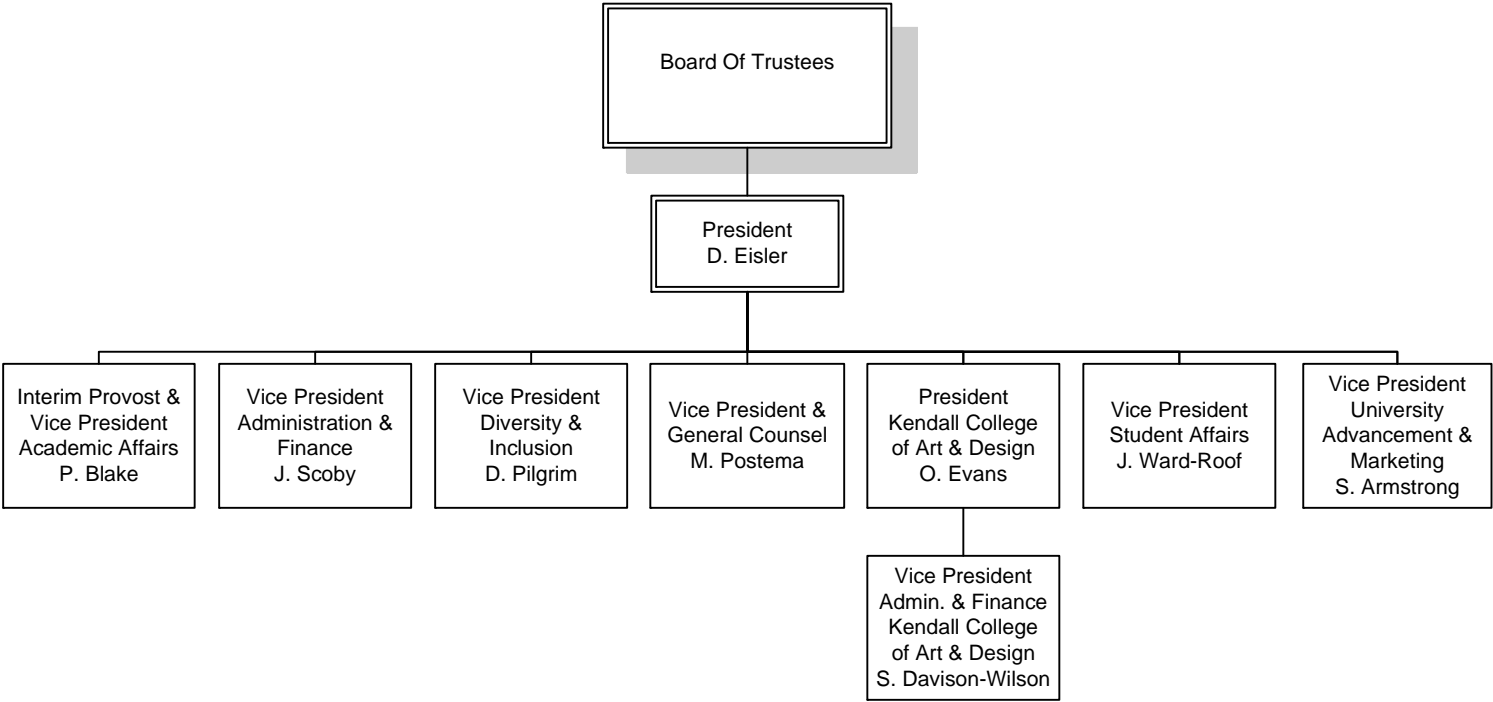
FERRIS STATE UNIVERSITY

EXECUTIVE DIVISION



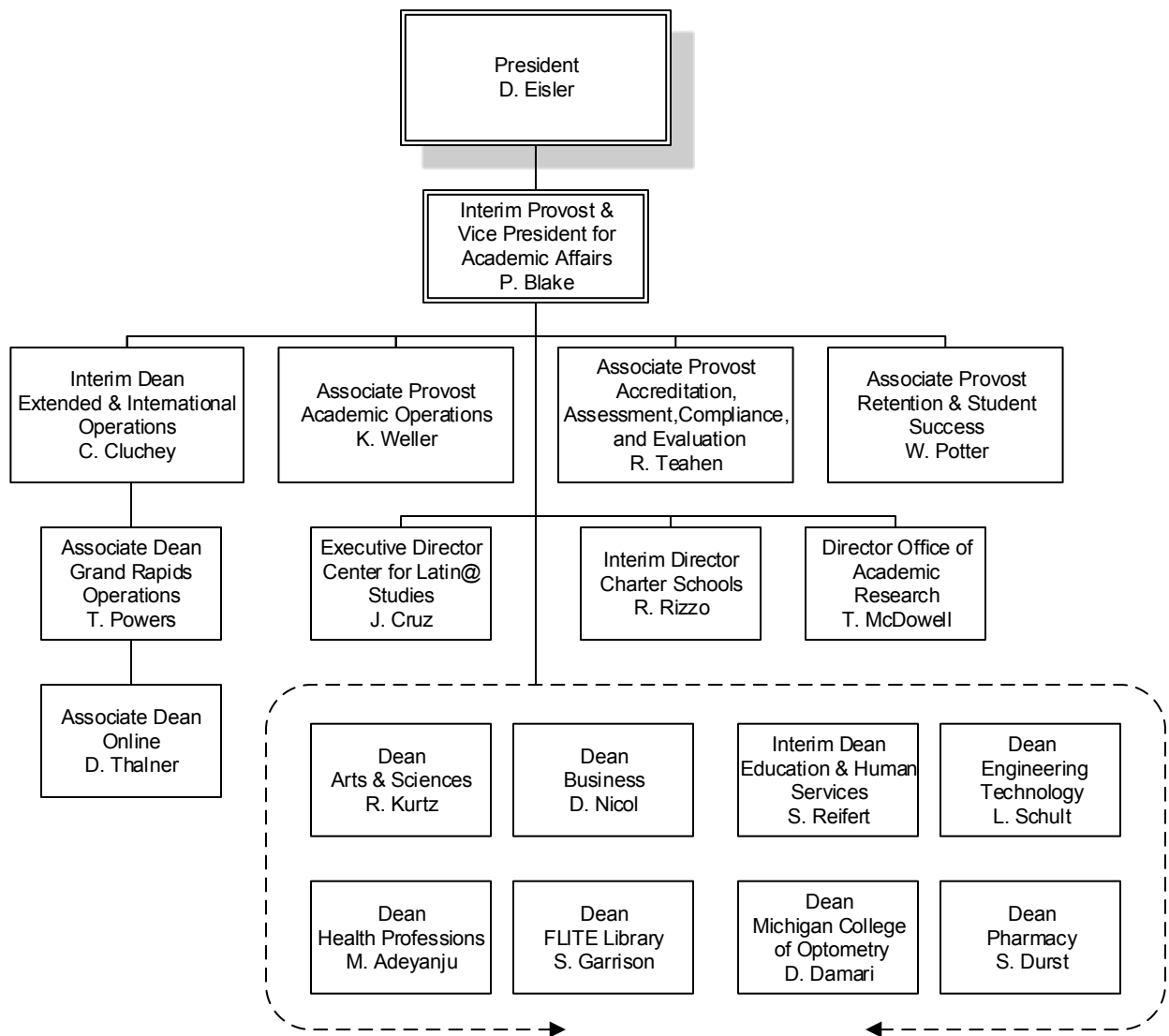
FERRIS STATE UNIVERSITY

PRESIDENT’S COUNCIL

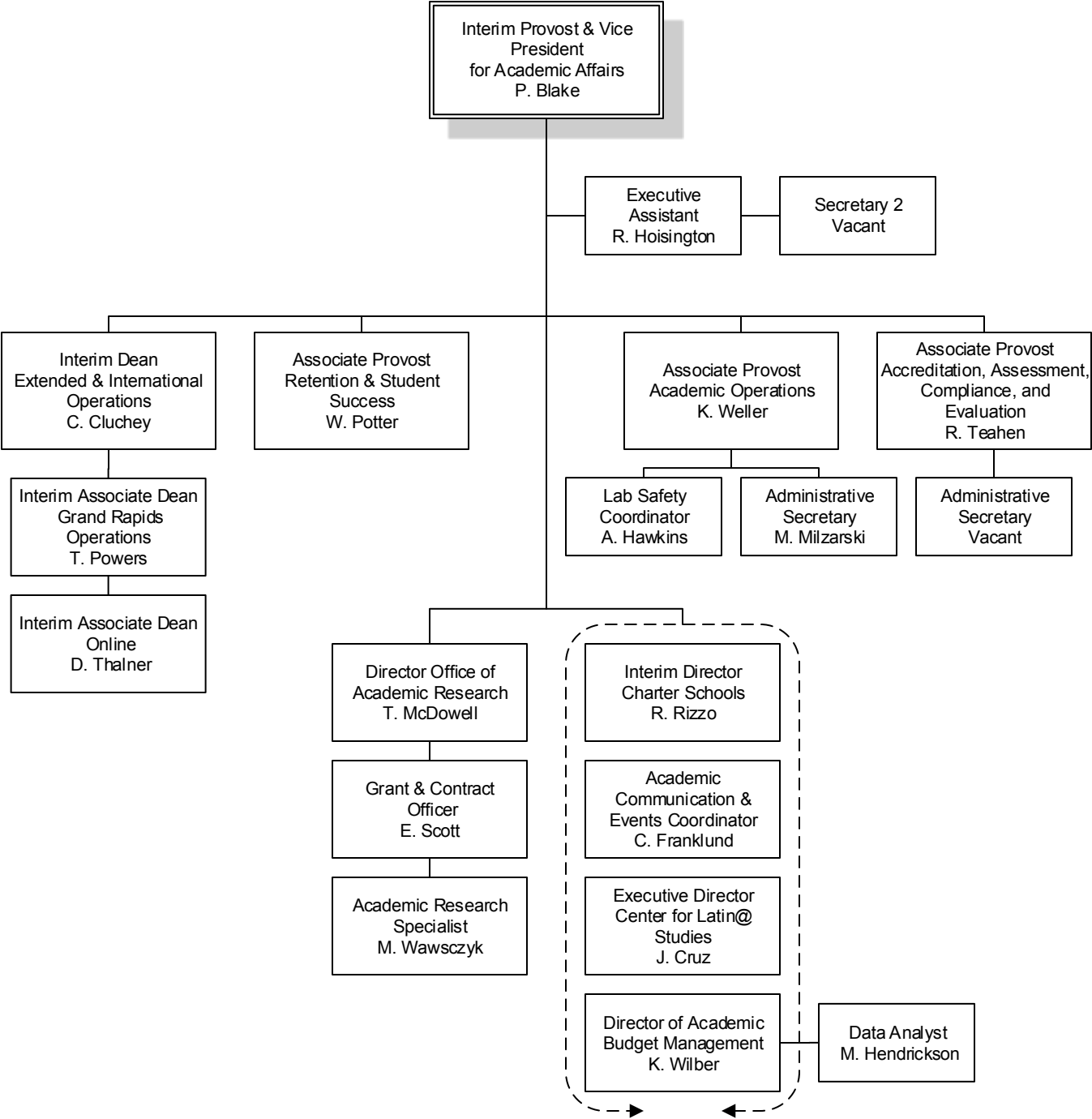


FERRIS STATE UNIVERSITY

ACADEMIC AFFAIRS DIVISION



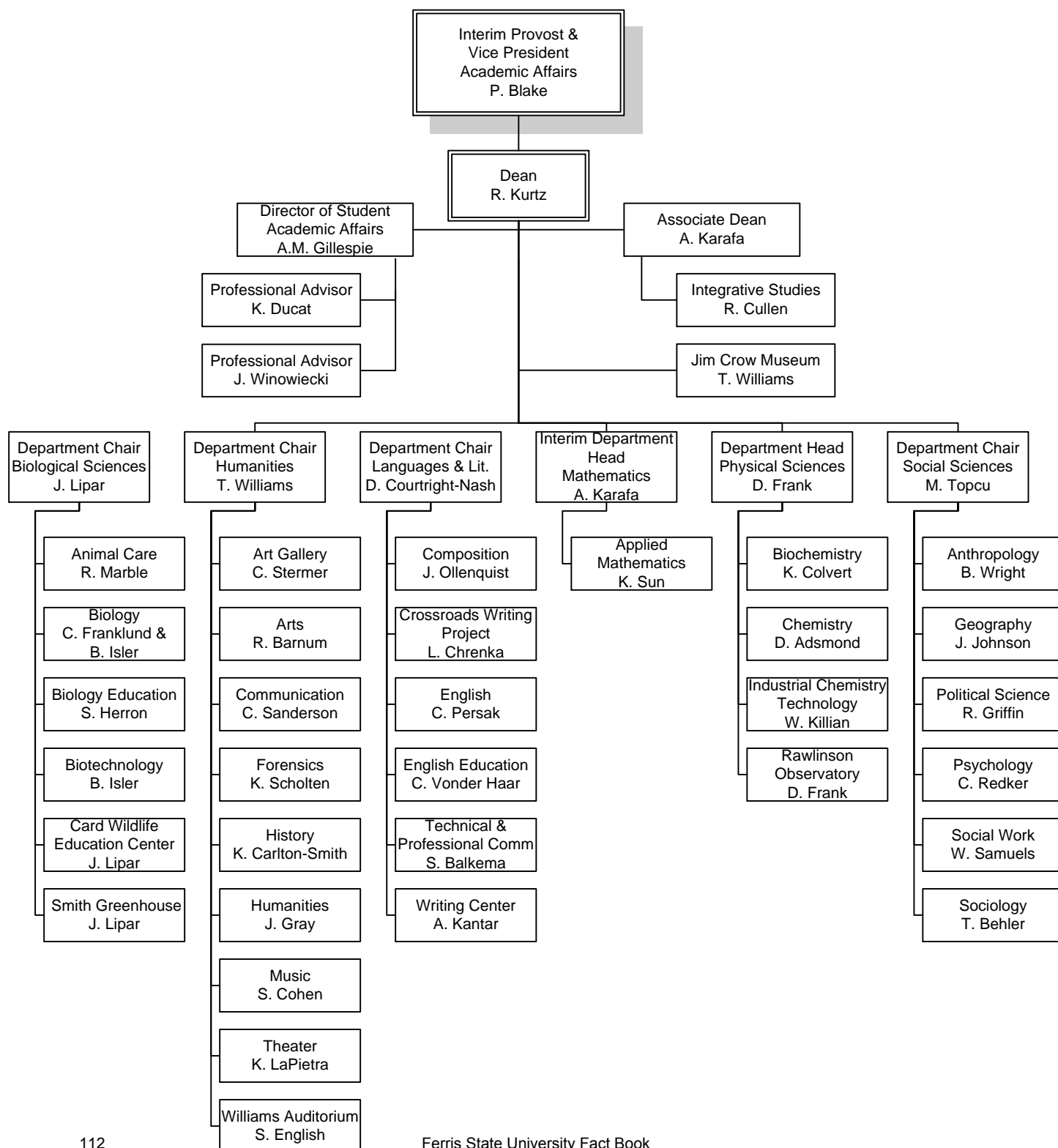
FERRIS STATE UNIVERSITY
ACADEMIC AFFAIRS DIVISION
OFFICE OF ACADEMIC AFFAIRS



FERRIS STATE UNIVERSITY

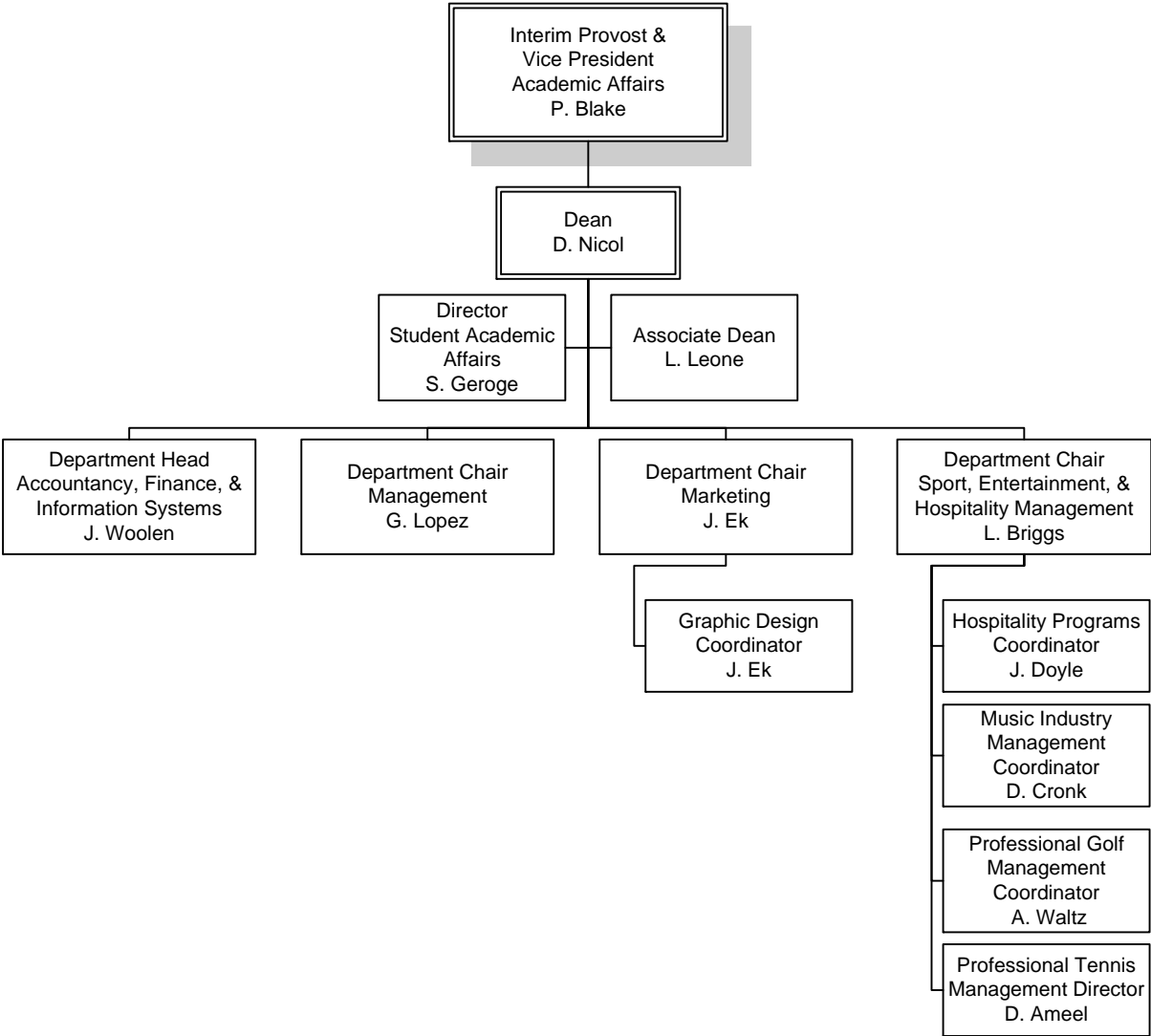
ACADEMIC AFFAIRS DIVISION

COLLEGE OF ARTS & SCIENCES



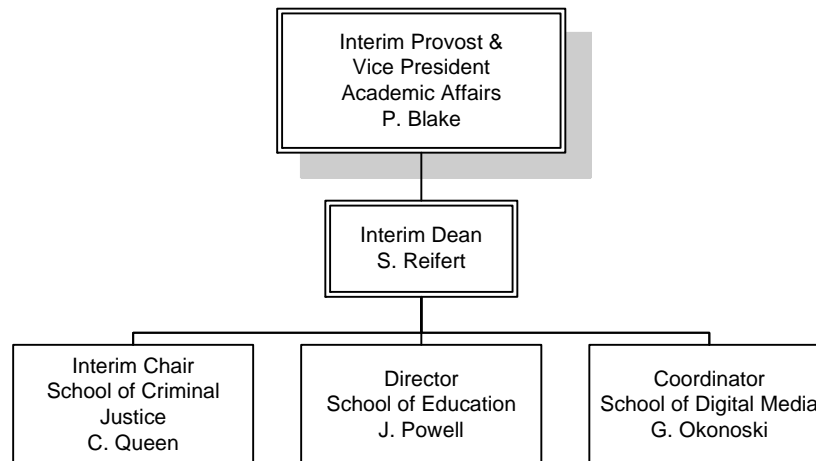
FERRIS STATE UNIVERSITY
ACADEMIC AFFAIRS DIVISION

COLLEGE OF BUSINESS



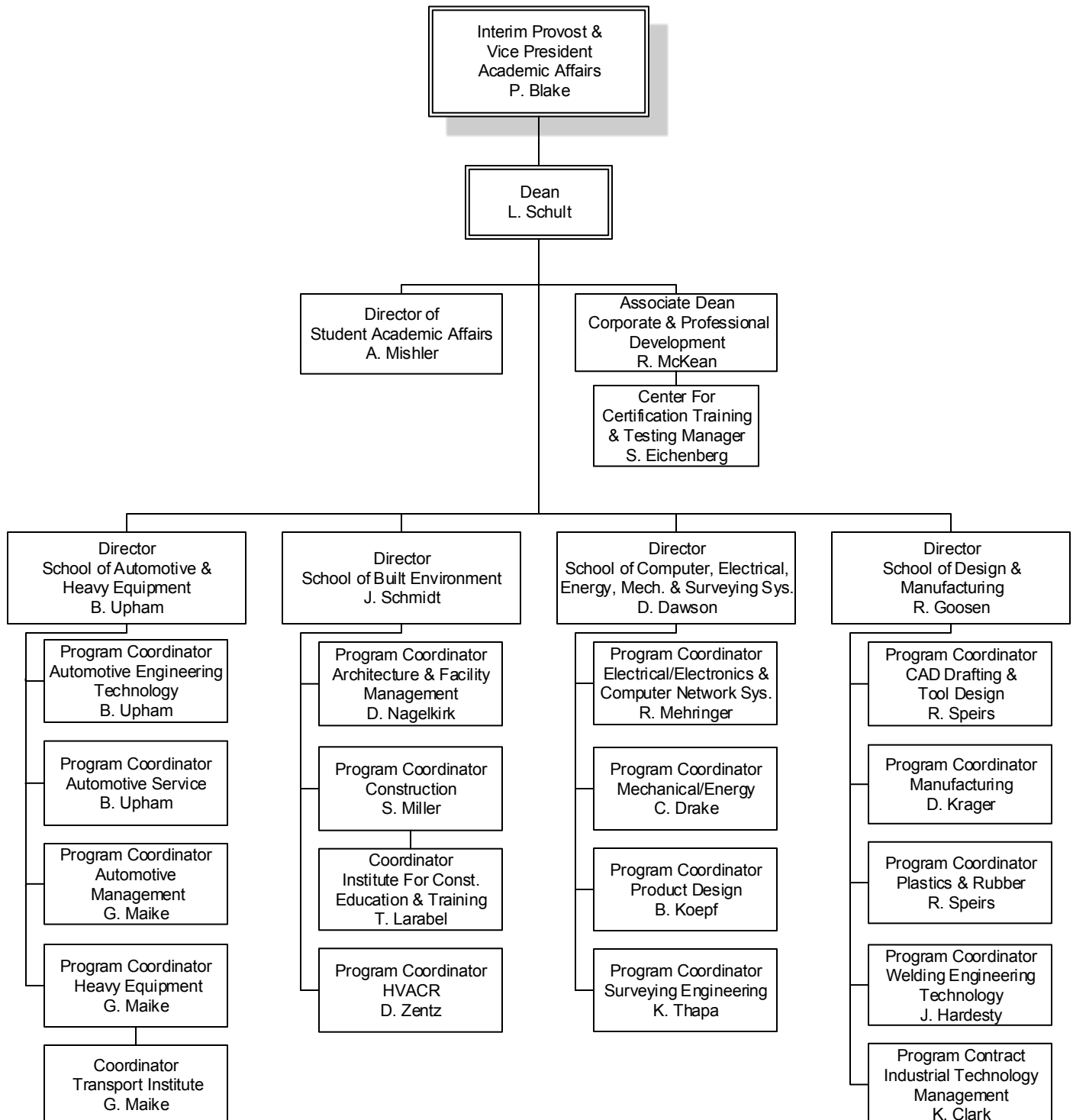
FERRIS STATE UNIVERSITY
ACADEMIC AFFAIRS DIVISION

COLLEGE OF EDUCATION & HUMAN SERVICES



FERRIS STATE UNIVERSITY
ACADEMIC AFFAIRS DIVISION

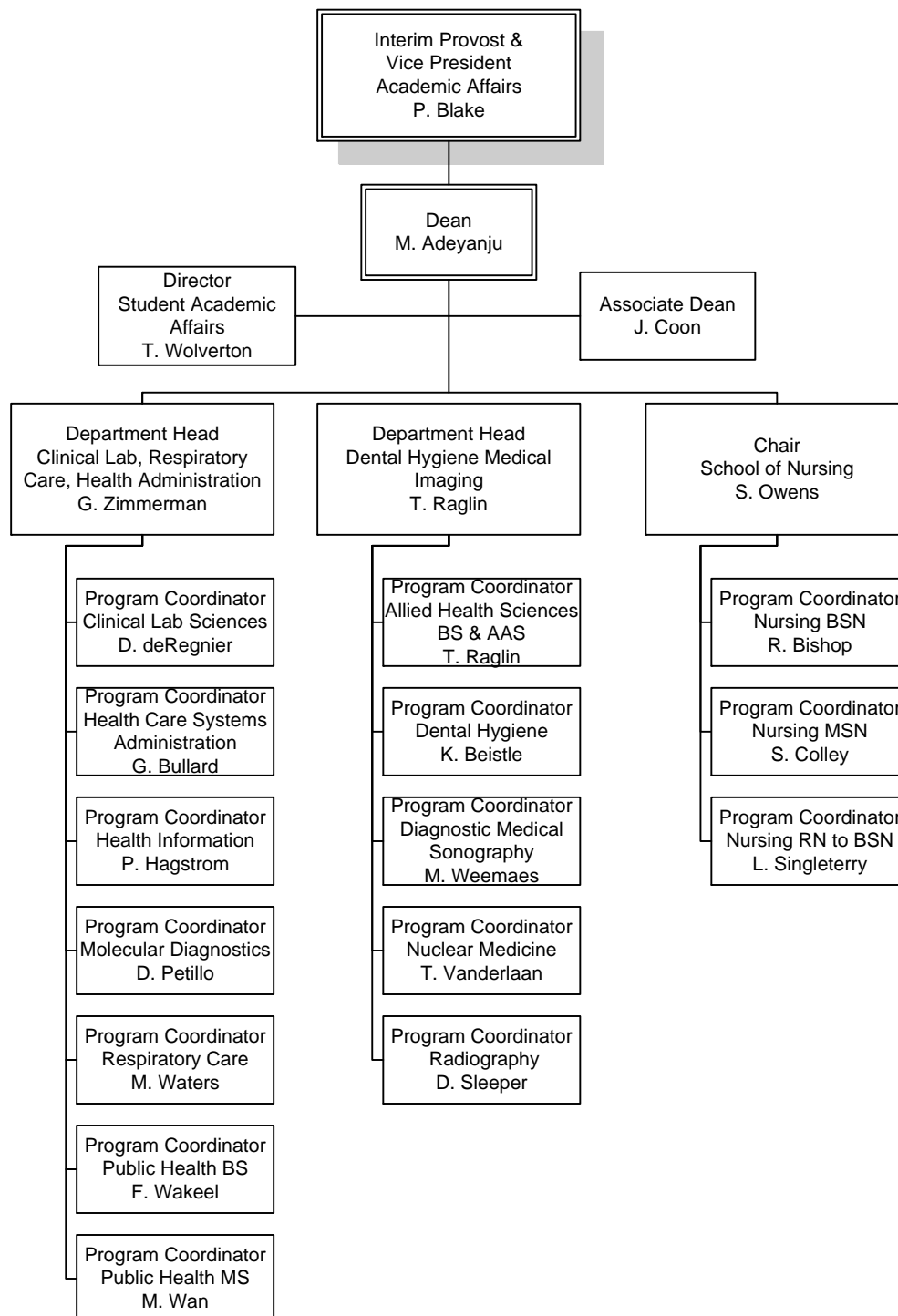
COLLEGE OF ENGINEERING TECHNOLOGY



FERRIS STATE UNIVERSITY

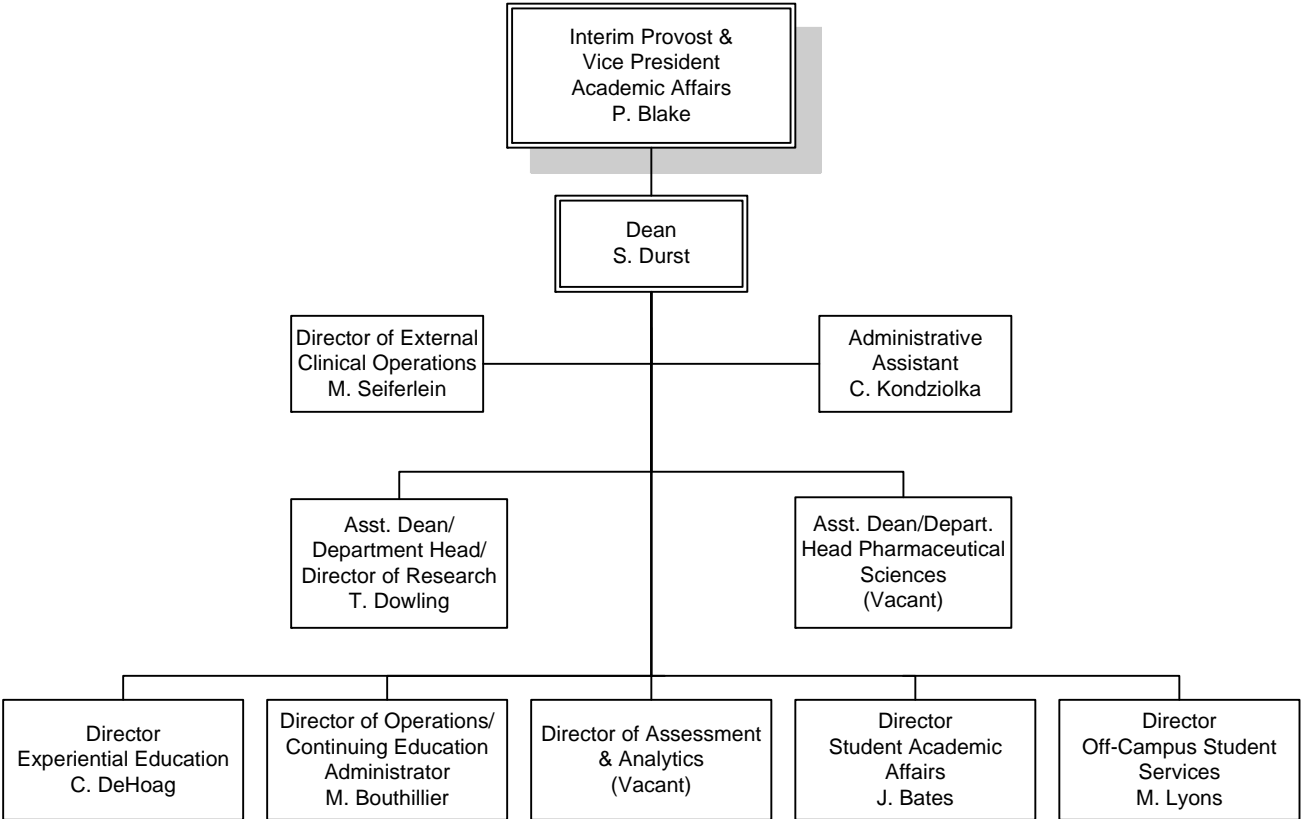
ACADEMIC AFFAIRS DIVISION

COLLEGE OF HEALTH PROFESSIONS



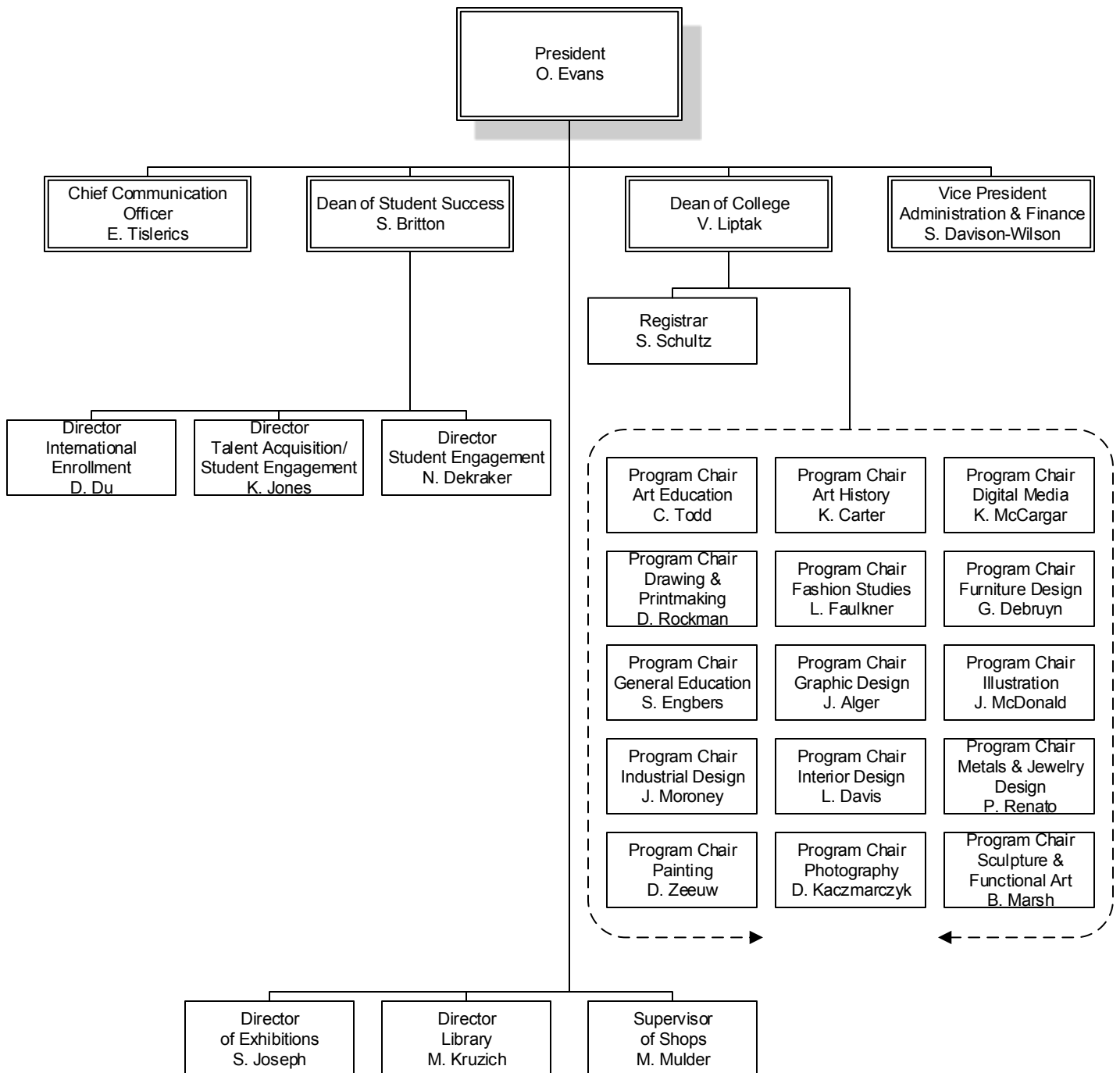
FERRIS STATE UNIVERSITY
ACADEMIC AFFAIRS DIVISION

COLLEGE OF PHARMACY



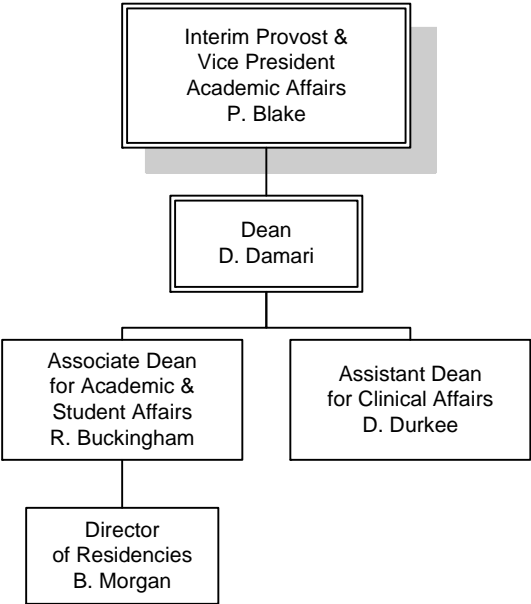
FERRIS STATE UNIVERSITY

KENDALL COLLEGE OF ART & DESIGN



FERRIS STATE UNIVERSITY
ACADEMIC AFFAIRS DIVISION

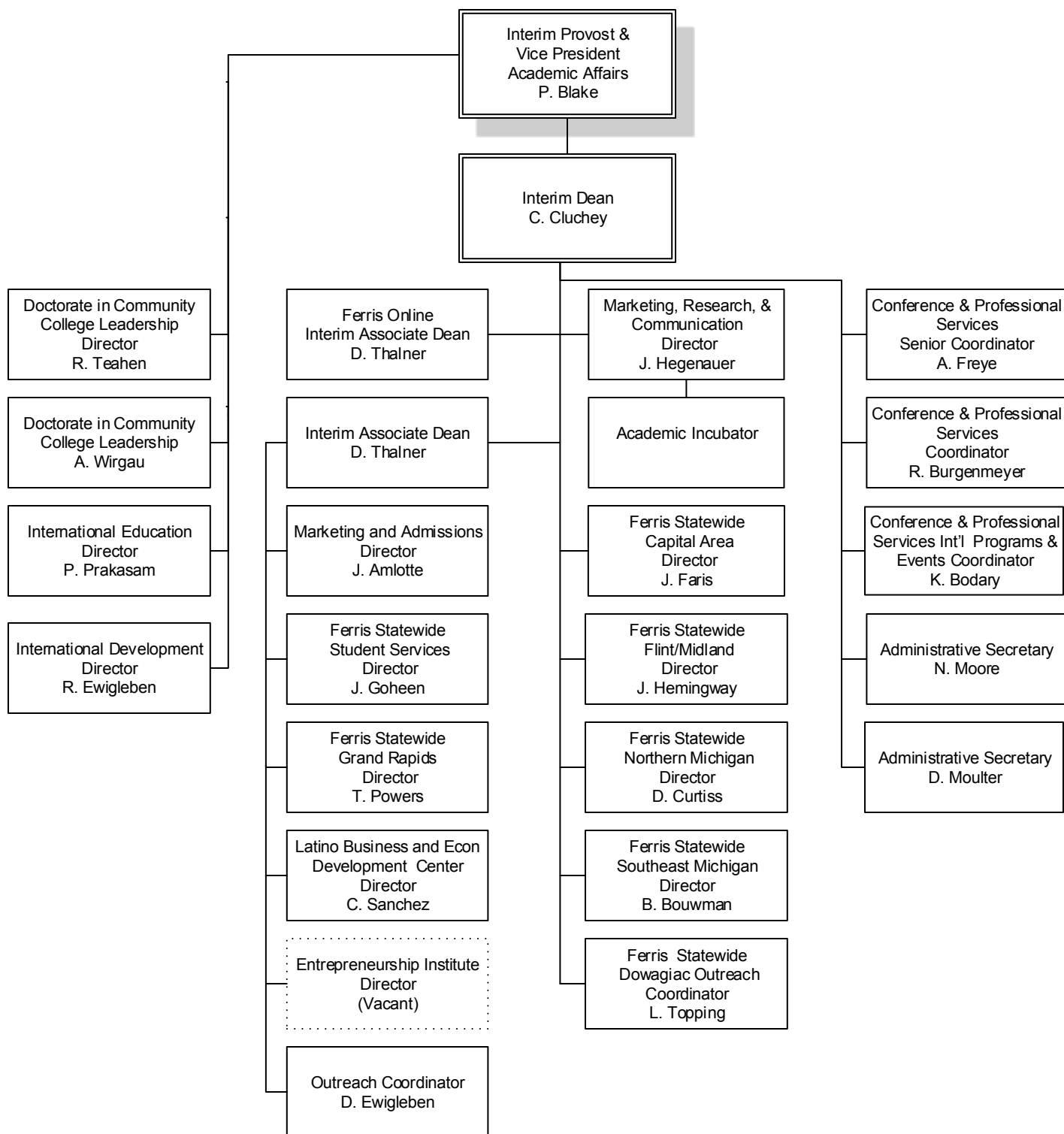
MICHIGAN COLLEGE OF OPTOMETRY AT FERRIS STATE UNIVERSITY



FERRIS STATE UNIVERSITY

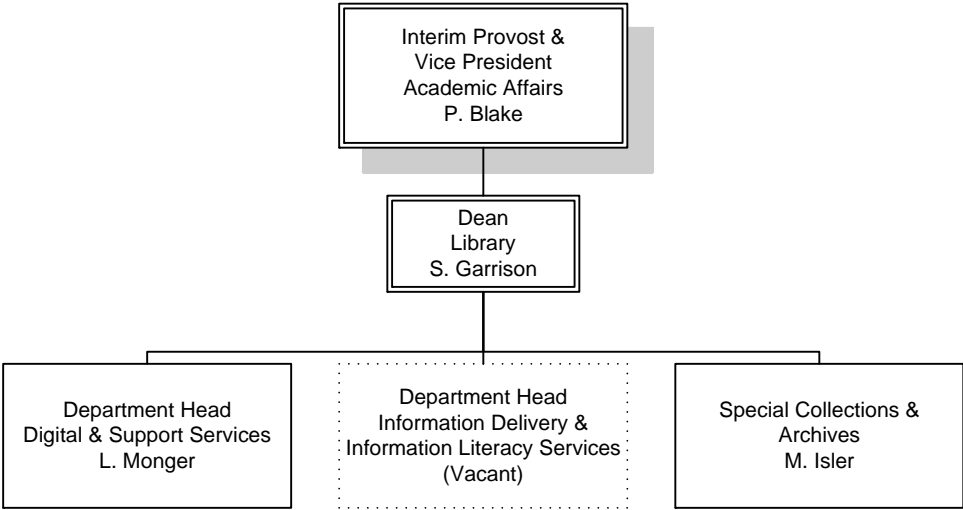
ACADEMIC AFFAIRS DIVISION

EXTENDED & INTERNATIONAL OPERATIONS



FERRIS STATE UNIVERSITY
ACADEMIC AFFAIRS DIVISION

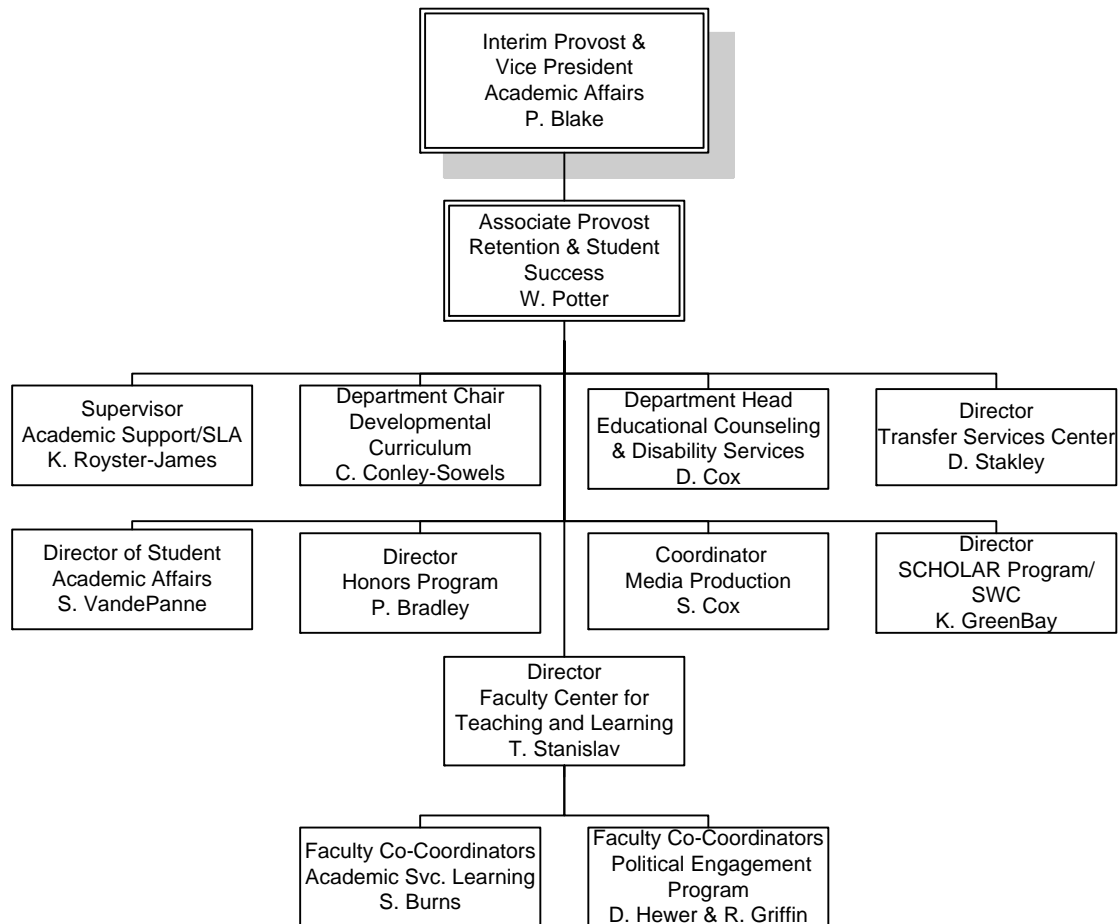
LIBRARY



FERRIS STATE UNIVERSITY

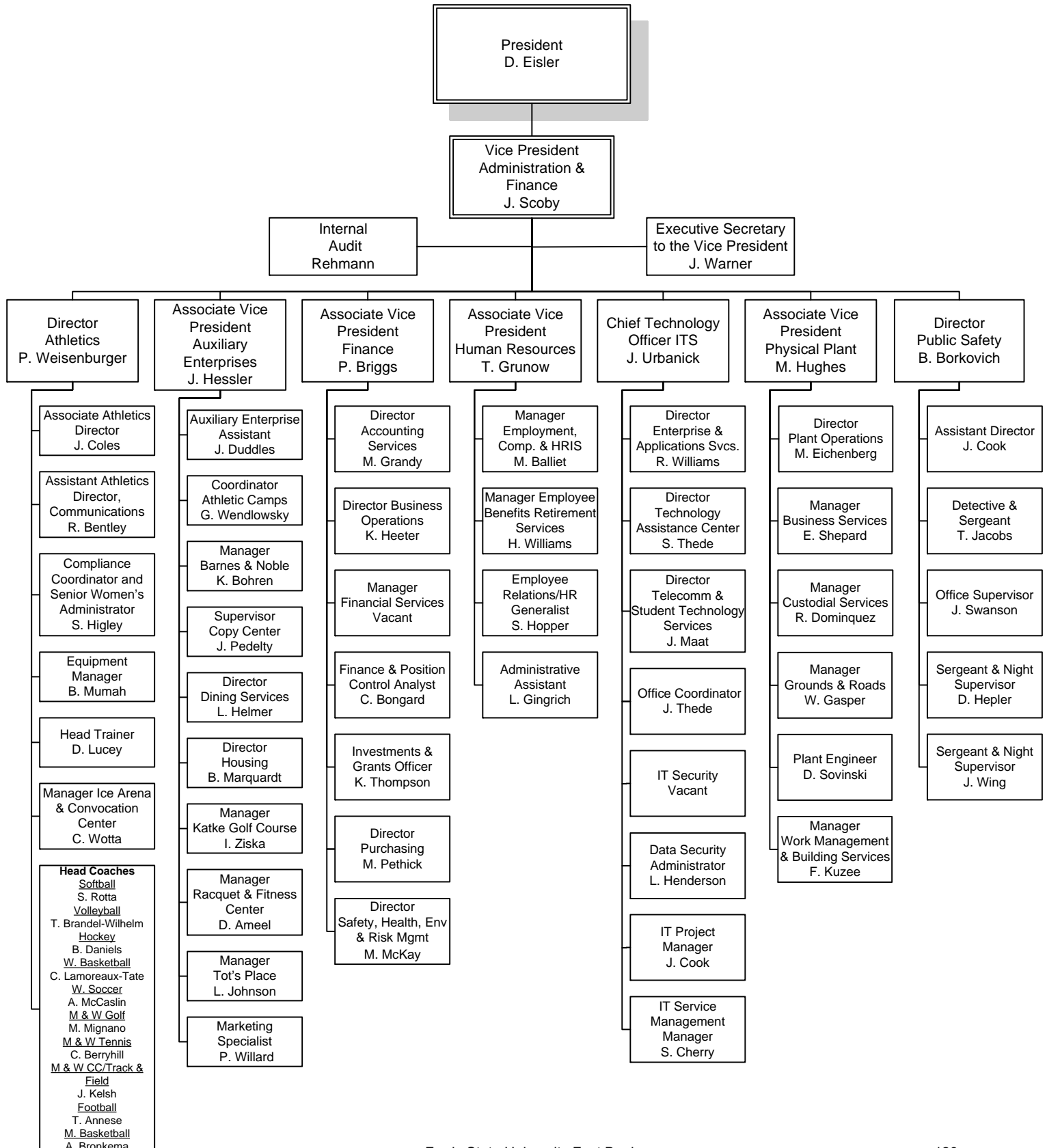
ACADEMIC AFFAIRS DIVISION

RETENTION & STUDENT SUCCESS



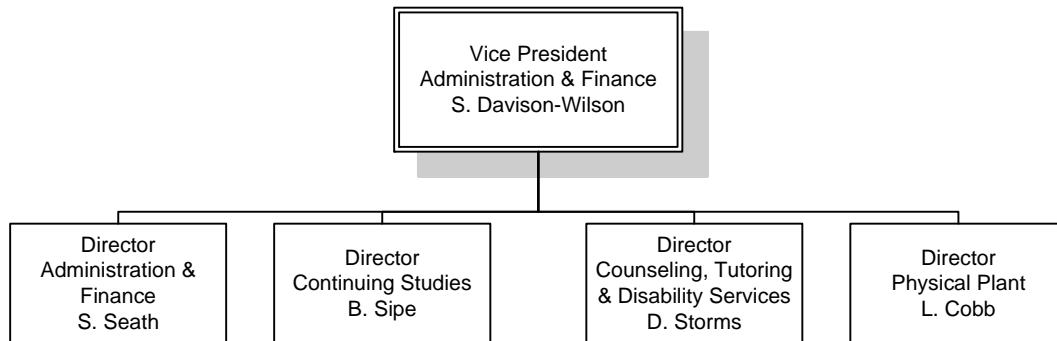
FERRIS STATE UNIVERSITY

ADMINISTRATION & FINANCE DIVISION



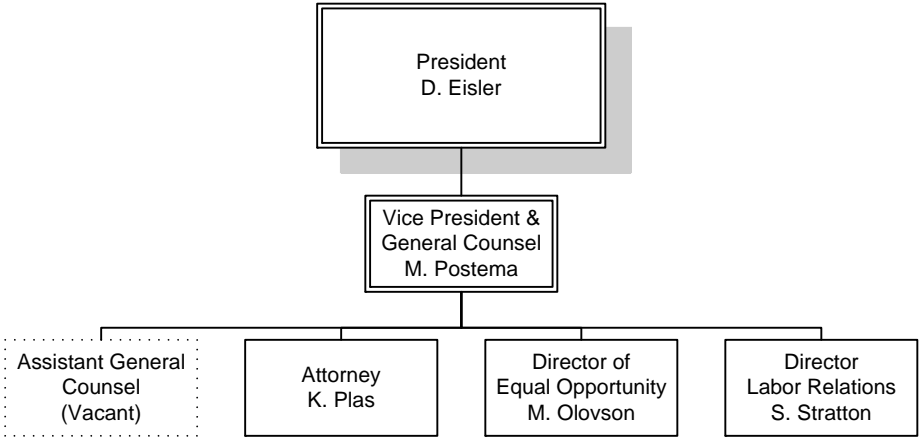
FERRIS STATE UNIVERSITY
KENDALL COLLEGE OF ART & DESIGN

ADMINISTRATION & FINANCE



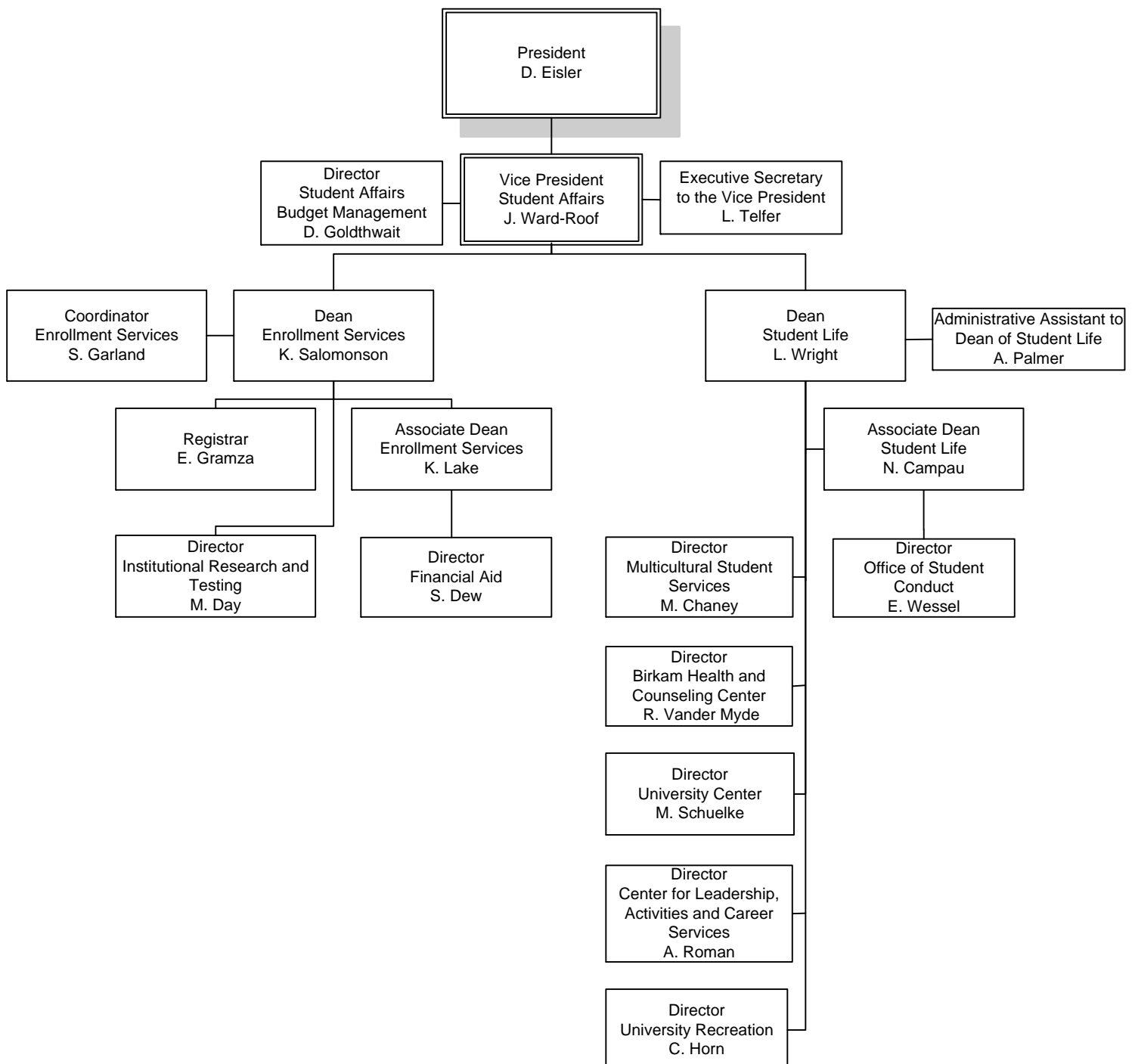
FERRIS STATE UNIVERSITY

GOVERNMENTAL RELATIONS & GENERAL COUNSEL



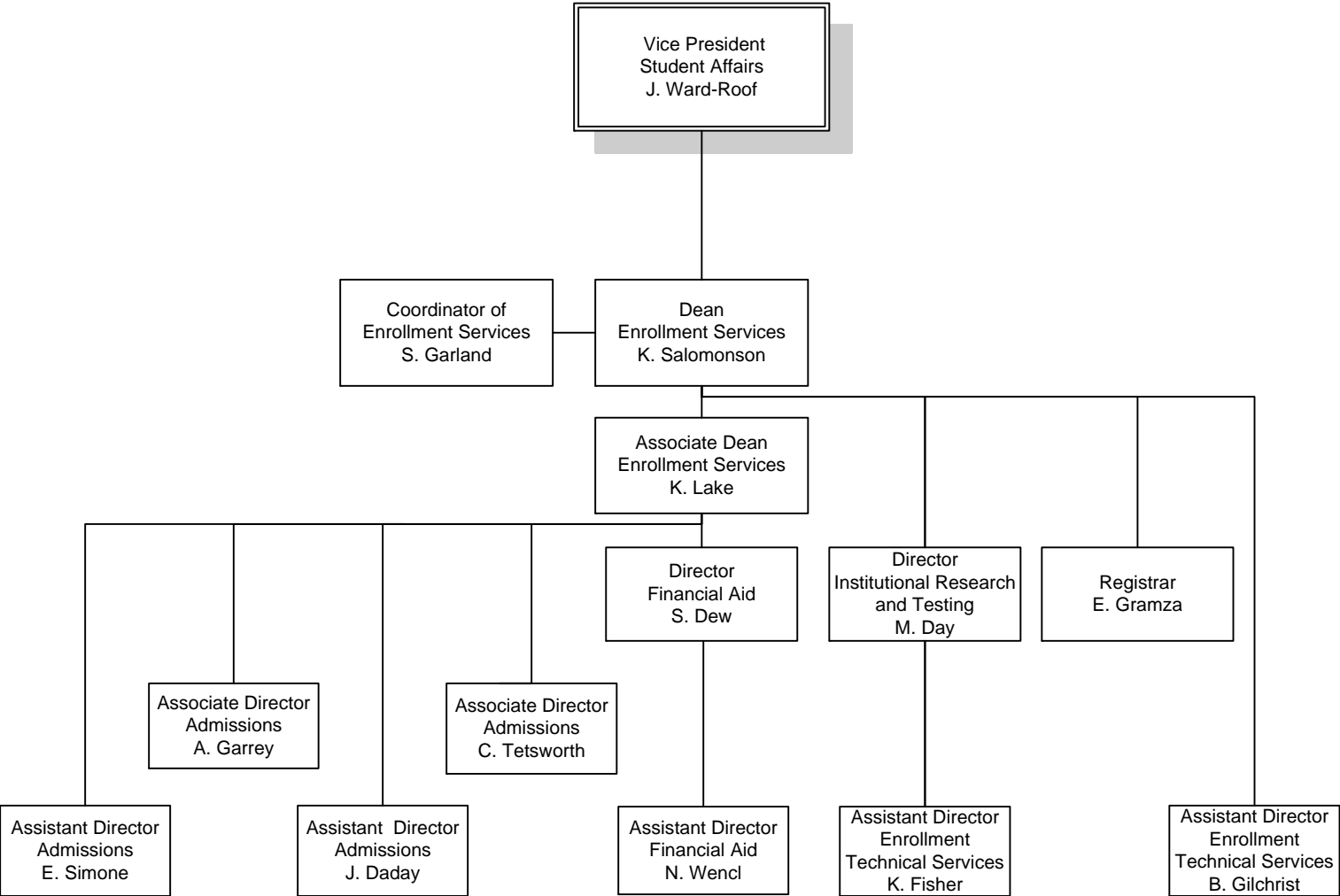
FERRIS STATE UNIVERSITY

STUDENT AFFAIRS DIVISION



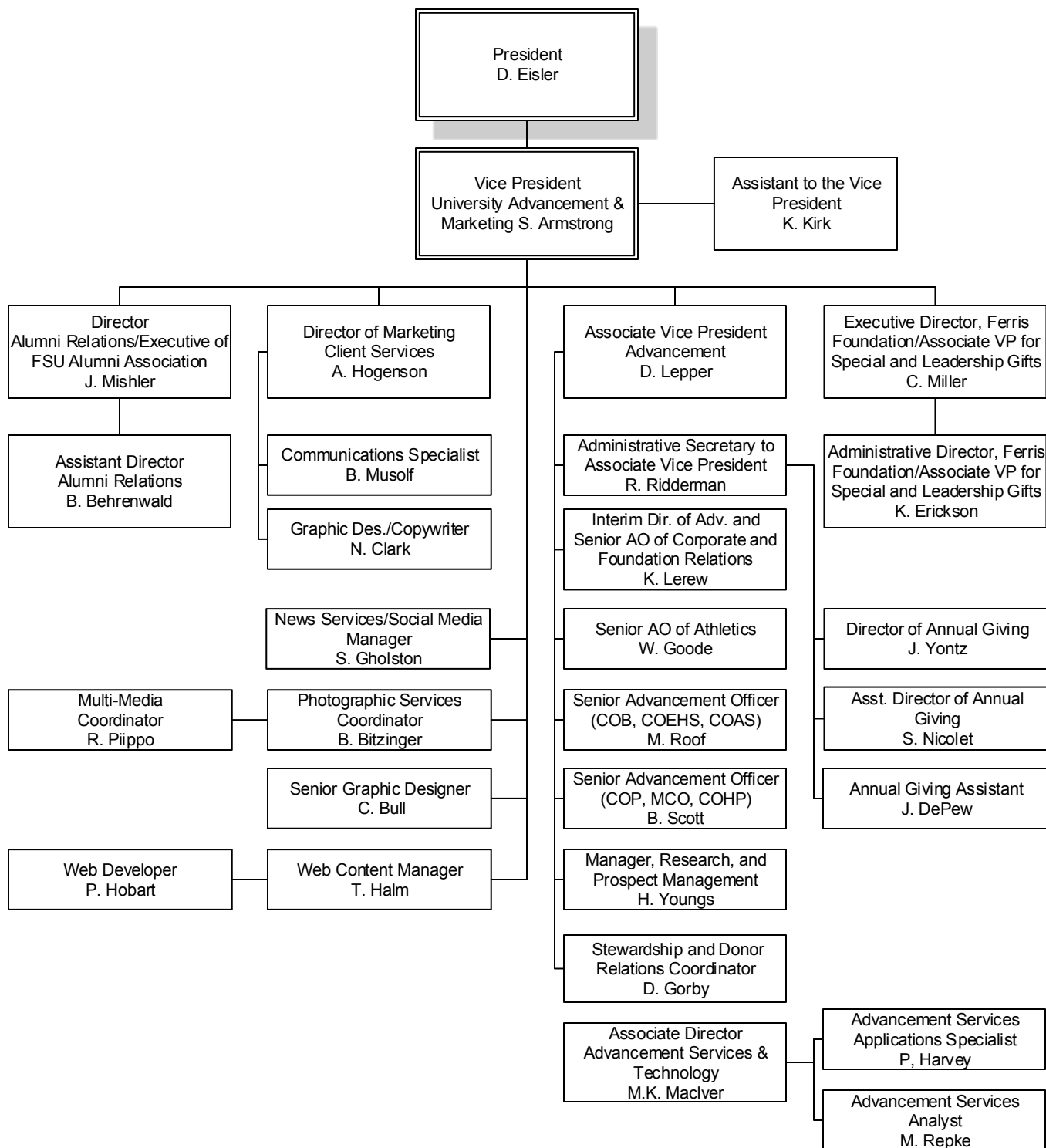
FERRIS STATE UNIVERSITY
STUDENT AFFAIRS DIVISION

ENROLLMENT SERVICES



FERRIS STATE UNIVERSITY

UNIVERSITY ADVANCEMENT & MARKETING



ALUMNI

ALUMNI BY STATE 2014

Alabama	247	Missouri	377
Alaska	196	Montana	135
Arizona	1,336	Nebraska	103
Arkansas	162	Nevada	368
Armed Forces California	13	New Hampshire	107
Armed Forces Florida	7	New Jersey	265
Armed Forces New York	39	New Mexico	173
California	2,102	New York	688
Colorado	1,150	North Carolina	1,306
Connecticut	194	North Dakota	49
Delaware	55	Ohio	1,932
District of Columbia	51	Oklahoma	189
Florida	3,867	Oregon	297
Georgia	1,166	Pennsylvania	629
Hawaii	121	Rhode Island	31
Idaho	118	South Carolina	621
Illinois	2,955	South Dakota	69
Indiana	2,016	Tennessee	777
Iowa	271	Texas	1,977
Kansas	181	Utah	137
Kentucky	372	Vermont	50
Louisiana	115	Virginia	821
Maine	90	Washington	554
Maryland	405	West Virginia	83
Massachusetts	279	Wisconsin	1,454
Michigan	108,724	Wyoming	106
Minnesota	697		
Mississippi	80	TOTAL	140,307

Source: University Advancement & Marketing

ALUMNI BY COUNTRY 2014

Canada		China, Peoples Rep.	21	Israel	5	Peru	1
Alberta	38	Columbia	14	Italy	1	Phillippines	1
British Columbia	41	Congo	1	Jamaica	4	Portugal	5
Canada	36	Costa Rica	7	Japan	90	Puerto Rico	7
Manitoba	33	Cote D'Ivoire	1	Jordan	2	Qatar	2
New Brunswick	2	Croatia	1	Kenya	9	Romania	3
Nova Scotia	3	Cyprus	1	Kuwait	8	Saudi Arabia	87
Ontario	346	Denmark	3	Lebanon	7	Senegal	1
Quebec	9	Dominica	1	Liberia	1	Singapore	2
Saskatchewan	15	Egypt	2	Liechtenstein	1	South Africa	5
Total Canada	523	England	7	Malawi	1	South Korea	59
		Finland	22	Malaysia	41	Spain	11
Afghanistan	2	France	30	Mali	1	Sri Lanka	2
Africa	7	Gambia	1	Mexico	11	Swaziland	5
American Samoa	1	German Demo. Rep.	1	Micronesia	1	Sweden	8
Australia	11	Germany	36	Morocco	7	Switzerland	6
Austria	2	Germany, Fed Rep	2	Myanmar	3	Syrian Arab Rep.	2
Bahamas	3	Ghana	3	Nepal	14	Taiwan	17
Bahrain	1	Great Britain & N. Ire	1	Netherlands	26	Tanzania, United Rep	1
Bangladesh	2	Greece	4	Netherlands Antille	17	Thailand	54
Barbados	2	Guam	1	New Zealand	4	Turkey	22
Belize	10	Guatemala	2	Niger	2	United Arab Emirate	9
Benin	1	Honduras	3	Nigeria	21	United Kingdom	17
Bermuda	1	Hong Kong	7	North Korea	9	Vatican City	1
Bolivia	2	Hungary	1	Norway	3	Venezuela	4
Botswana	77	India	97	Nor. Mariana Islands	1	Vietnam	23
Brazil	3	Indonesia	10	Oman	2	Virgin Islands	16
British Virgin Islands	1	Iran	1	Pakistan	8	West Indies Fed.	5
Burkina FASO	1	Iraq	1	Panama	4	Yemen, Sanaa	1
Burma	2	Ireland	1	Papua New Guinea	1	Zambia	18
						Zimbabwe	1

TOTAL OF ALL COUNTRIES INCLUDING CANADA 1,636

Source: University Advancement & Marketing

ALUMNI BY COLLEGE 2014

	<u>Active Alumni</u>	<u>Total Alumni</u>
Arts & Sciences	17,671	22,341
Business	40,671	46,114
Education & Human Services	18,120	18,937
Engineering Technology	30,318	31,738
Health Professions	19,778	20,123
Kendall College of Art & Design	7,117	7,273
Michigan College of Optometry at FSU	1,967	2,015
Pharmacy	6,779	9,329
Professional & Technological Studies	211	211
TOTAL	142,632	158,081

Total Donations - Fiscal Year 2014 **\$11,289,528**

Numbers may be duplicated if a degree was earned from more than one college.

Active includes everyone except deceased alumni.

Source: University Advancement & Marketing

PLACEMENT RATES

<u>Categories</u>	<u>2008-09</u>	<u>2009-10</u>	<u>2010-11</u>	<u>2011-12</u>	<u>2012-13</u>
Placement rate includes graduates who are continuing their education or are employed.	88%	86%	86%	87%	85%
Graduates in the job market who found jobs.	82%	84%	86%	88%	85%
Graduates who found jobs, employed in their field.	82%	72%	75%	79%	75%
Response rate of graduates completing the Graduate Follow-Up Survey.	18%	21%	19%	22%	27%

Respondents who are working and continuing their education concurrently are reported in both of these categories. The placement rate includes individuals only once and does not include those not seeking employment.

<u>Categories</u>	<u>2008-09</u>	<u>2009-10</u>	<u>2010-11</u>	<u>2011-12</u>	<u>2012-13</u>
Associate Degree graduates continuing their education at Ferris State. *	44%	46%	44%	45%	47%

**Based on 4th Day Headcount*

Source: Office of Institutional Research & Testing

RECIPIENTS OF ALUMNI AWARDS

Since 1956, Commencement week activities have included the presentation by the Ferris State University Alumni Association of Distinguished Alumni Awards recognizing exceptional career success and noteworthy fidelity and devotion to the University. Recipients from 1965-2013:

1965 Leo F. Duggan C. Gordon Phillips George C. Quinnell	1975 Rex O. Graff Fred Schnarr Chester I. Williams	1985 Jean D. Deupree Arnold L. Johnson Bruce N. Parsons	1994 Joseph C. Barney, Jr. Vernita Burrows R. Thomas Cook Kenneth Hoexum Robert N. Tenney	2006 Terrence G. Gohl Ken Lawless
1966 L. Dale Faunce Carlton H. Runcieman	1976 S. John Byington Gerald L. DeHaan Clare G. Johnson H. James Renaud	1986 Richard L. Antonini Bertil G. Carlson Kenneth L. Cook Jack D. Lewis	1995 William Adrian Jack Bates John Bradac Lawrence Marfechuk Ronald Snead	2007 Kurt A. Barrett Emily F. Hancock
1967 Albert F. Cleveland Roy A. Darling James C. Finney, Sr. Willard J. Nash	1977 James R. Hess Florence I. Holden Robert J. Norsworthy	1987 Roger W. Anderson Maurice Q. Bectel H. Kearney Walters	1996 David V. Dellar	2008 Brian F. Barry Michael J. Bettiga Paul T. Doyle David L. Stickles
1968 Norman E. Borgerson Ann W. Sawasky Reuben E. Trippensee	1978 Ruth Gibson Butler Leonard W. Gopp Robert C. Redman	1988 Marjorie L. Fleming Gordon E. Kamstra Charles E. Lippert George H. Ryan, Sr.	1997 John Wheeler	2009 Ronald Mahoney Tim Moore Mary Jane Thomson
1969 Carroll Boutell Elmon Cataline	1979 Peggy A. Frazier Thomas P. Scholler	1989 Albert J. Coudron Kenneth W. Kirk George J. Menoutes Jerry R. Tubbs	1998 Steve Harvey	2010 Raymond Baker Brent Knight James Rhodes Mark Swan John Trestrail III
1970 Charles E. Fairman Ethel Taylor Pierce John Stahlin	1980 Lee A. Westberg E. Elaine Davies Kuno Hammerberg	1990 Philip E. Hoffman Dennis B. Lerner Roger G. Stoll Clinton L. Swinehart	1999 Jerry Woodcock	2011 Richard L. Antonini II John Matlock Curt McAllister
1971 Stanley J. Byington Gerald McKessy Raymond Sines	1981 John F. Mangrum Alvin L. Burrige Floyd E. Curtis Avis J. Ericson	1991 Darroll Z. Howard Jane Reagan Jones Kenneth E. McCourt	2000 Daniel F. Niccolai	2012 Karl Huffman Ron Nichols George Nicolas Terrence Rollins Hazel Seaba Teresa Szymanski
1972 Clarence Freeman Delbert Long Ramsay Wardrop	1982 Howard L. Dell Jack M. Newcomb Rena D. Westra	1992 Paul E. Boyer Richard E. Hurst Carolyn C. Kilpatrick James Middaugh	2001 Robert S. Buckingham John D. Chinonis Robyn D. Myers Robert K. Scranton	2013 Terry Berden Mike Suman
1973 Bert C. Brennan Albert B. Doherty, III John W. Spicer Fred A. Westerman	1983 Douglas W. Call Darnell E. Cole Margaret Ethel Denise Elton "Ott" Gingrich	1993 Eugene A. DeFouw Douglas P. Johnson Barbara L. Ottinger Louis M. Sesti	2002 John C. Bond Joseph J. Corcoran II James B. Meyer	2014 Matthew Bissett Steven London Vivian Pickard Andrew Young
1974 Frank Curtis Phillip Runkel Colin Smith	1984 Richard C. Andersen Edmund D. Farhat Kenneth J. Hicks		2003 William J. Buckingham Suzette Compton	
			2004 Mark E. Alley Stephen R. Ehardt Dr. Gary Kadlec Richard Sauve	
			2005 Dick Dolack Randy Seaman	

The Pacesetter Award recognizes alumni who have been in the job field up to 13 years with exceptional success. Recipients are:

2000 Frank (Luke) Wyckoff	2003 James P. Chenier Mary Lee Pakieser	2006 William Davis Michael Travis	2009 Scott French Kathy LeMieux Mimi Miles	2012 Jessica Wortley Adler David Cox Recco Richardson
2001 Paul M. Eichenberg Thomas L. Miller	2004 Bradley A. Henion Kenneth W. Mance Mathew M. Vivona	2007 Keith Guy Barbara Horn Michael Moll Scott Seifferlein	2010 James Maher	2013 Shaun Phillips Heather Schalk Douglas Searles
2002 Mechele A. Churchfield Scott M. Mark	2005 Mark Guindon Michael Pung	2008 Michael J. Oxner	2011 Jason Mitchell Ryan Pohl Corey Wiggins	2014 Mark Langowski David Stevens

Source: University Advancement and Marketing

FINANCIAL AID

FINANCIAL AID APPLICANTS & AID AWARDED

Total Eligible, Total Receiving Aid and Aid Totals

Aid Year	Applications Received	Total Fall Undergrads in an Aid Eligible Program	Number of Students Receiving Any Aid	Percent of Total Receiving Any Aid	Fall Undergrads Total Aid
0910	21,779	12,216	10,257	84.0	139,057,000
1011	24,083	12,639	10,604	83.9	147,961,000
1112	24,988	12,741	10,823	84.9	148,341,000
1213	27,930	12,713	10,863	85.4	147,690,000
1314	27,342	12,651	10,710	84.7	145,216,000
1415	25,414	12,625	10,612	84.1	146,423,000

Type of Aid Awarded

Aid Year	Pell Grant		Need-Based Aid		Tuition Incentive Program	
	Student Count	Percent of Total	Student Count	Percent of Total	Student Count	Percent of Total
0910	4,678	38.3	7,961	65.2	728	6.0
1011	5,624	44.5	8,586	67.9	815	6.4
1112	5,646	44.3	8,727	68.5	899	7.1
1213	5,524	43.5	8,603	67.7	1072	8.4
1314	5,467	43.2	8,387	66.3	1200	9.5
1415	5,451	43.2	8,132	64.4	1269	10.1

Aid Year	First Generation College	
	Student Count	Percent of Total
0910	3,488	29
1011	3,666	29
1112	3,671	29
1213	3,538	28
1314	3,474	27
1415	3,399	27

Source: The Financial Aid Office

FINANCIAL AID DISBURSEMENTS 2013-2014

	<u>Undergraduate</u>		<u>Graduate</u>		<u>Total</u>	
Fund Source	Student Count	Paid	Student Count	Paid	Student Count	Paid
Federal	10,715	\$108,997,559	868	\$18,458,208	11,583	\$127,455,767
State	2,195	\$7,636,855	2	\$28,008	2,197	\$7,664,863
Institutional *	6,191	\$22,943,830	290	\$1,564,455	6,481	\$24,508,284
Private **	1,279	\$2,280,601	180	\$324,461	1,459	\$2,605,062
Other	1,461	\$14,184,861	57	\$478,763	1,518	\$14,663,624
GRAND TOTAL		\$156,043,706		\$20,853,894		\$176,897,601

* Includes the Great Lakes award which, while awarded in the Financial Aid Office is a tuition discount.

** Includes scholarships that students bring with them (e.g. Lion's Club, Boy Scouts, etc.)

STUDENT LOAN DEBT

Graduating Cohort	Student Count	Total Cumulative Loan Debt	Cumulative Federal Loan Debt	Percent Borrowers	Percent Federal Borrowers
2009-2010	1,003	35,468	22,287	76	75
2010-2011	817	35,476	25,706	80	78
2011-2012	1,033	36,930	27,466	81	80
2012-2013	747	37,325	28,600	81	80
2013-2014	773	35,720	28,300	83	82

Cumulative Loan Debt of Students Graduating with a Bachelor's Degree as reported on the Peterson's Annual Survey of Undergraduate Financial Aid.

Average debt includes only students who borrowed.

Includes only students who entered Ferris as FTIACs, and maintained enrollment until graduation with a first bachelor's degree.

Does not include parent loans.

THREE-YEAR OFFICIAL COHORT DEFAULT RATE

Entered
Repayment
Fiscal Year 2011

Default Rate
9.5%

Percent of borrowers who defaulted within 3 years of entering repayment (US Dept of Educ)

Source: The Financial Aid Office

BUDGET

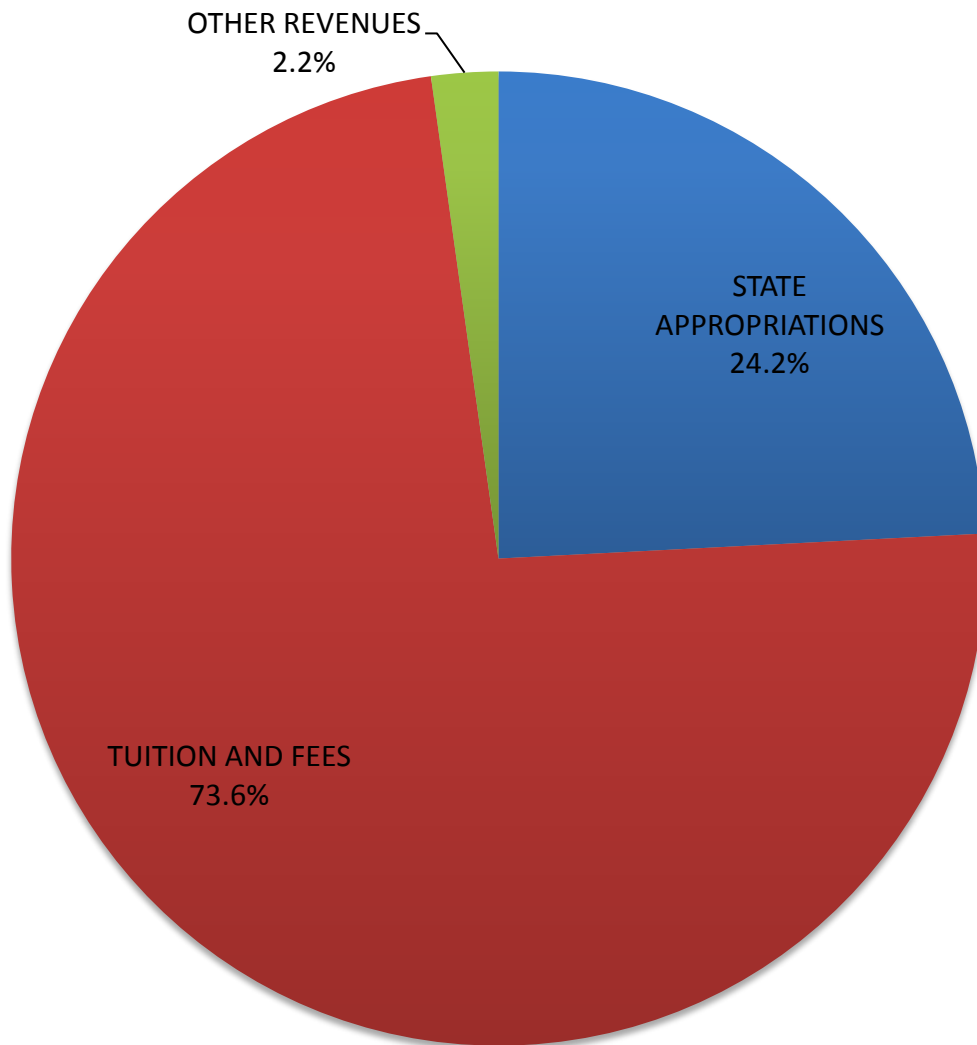
FERRIS STATE UNIVERSITY
FY 2014-15 GENERAL FUND OPERATING BUDGET
 (AMOUNTS IN MILLIONS)

<u>REVENUES</u>	FY 2014-15 <u>OPERATING BUDGET</u>
STATE APPROPRIATIONS	
OPERATIONS	\$49.1
MPSERS	\$0.4
MPSERS-one time	\$0.7
TUITION/FEES	\$152.8
OTHER REVENUES	\$4.6
<i>TOTAL REVENUE</i>	<hr/> <i>\$207.6</i>
 <u>EXPENDITURES</u>	
COMPENSATION	\$147.6
OPERATING EXPENSE	\$39.1
STUDENT ASSISTANCE	\$20.9
<i>TOTAL EXPENDITURES</i>	<hr/> <i>\$207.6</i>
 REVENUE/EXPENDITURE NET	 \$0

Source: Office of Budgetary Planning & Analysis, General Fund Operating Budget FY- 14/15

**FERRIS STATE UNIVERSITY
REVENUE SUMMARY**
(AMOUNTS IN MILLIONS)

	AMOUNT	PERCENT
STATE APPROPRIATIONS	\$50.2	24.2%
TUITION AND FEES	\$152.8	73.6%
OTHER REVENUES	<u>\$4.6</u>	<u>2.2%</u>
TOTAL	\$207.6	100%

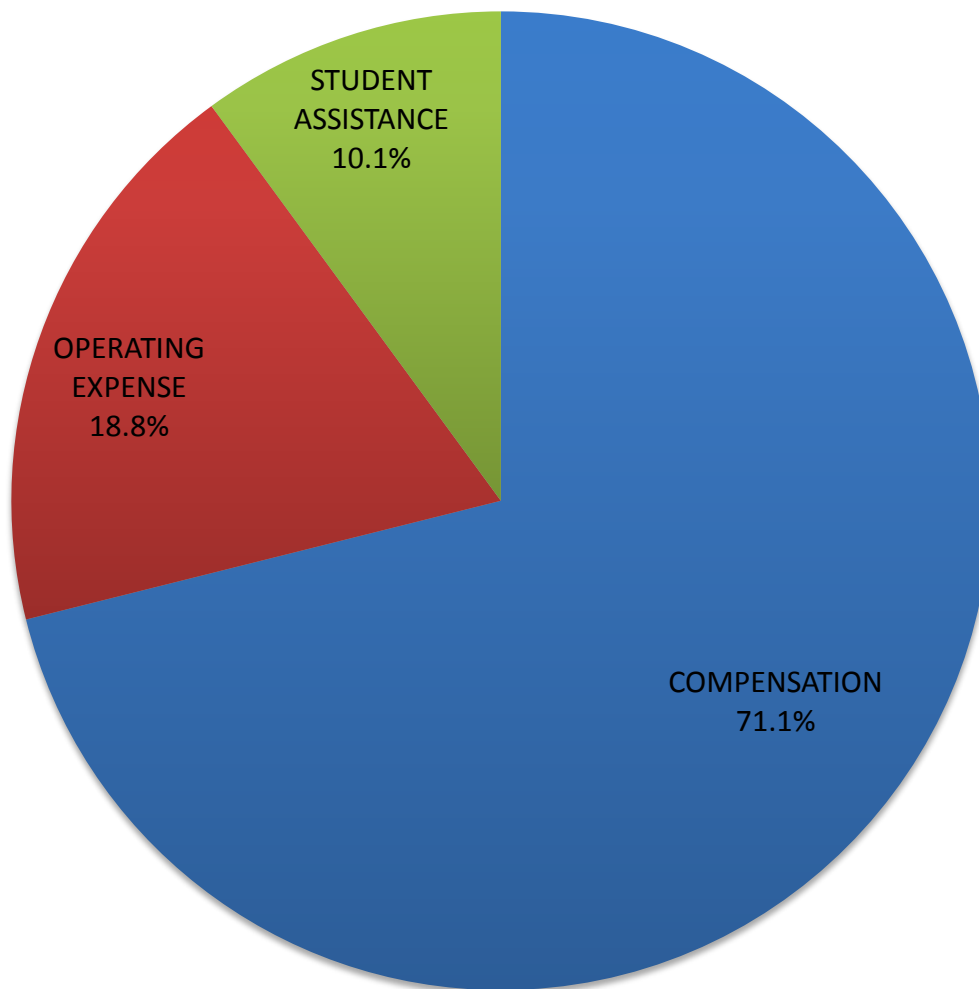


Source: Office of Budgetary Planning & Analysis, General Fund Operating Budget FY- 14/15

FERRIS STATE UNIVERSITY EXPENDITURE SUMMARY

(AMOUNTS IN MILLIONS)

	AMOUNT	PERCENT
COMPENSATION	\$147.6	71.1%
OPERATING EXPENSE	\$39.1	18.8%
STUDENT ASSISTANCE	<u>\$20.9</u>	<u>10.1%</u>
TOTAL	\$207.6	100%



Source: Office of Budgetary Planning & Analysis, General Fund Operating Budget FY- 14/15

FACILITIES

STATEMENT OF FACILITIES AT THE BIG RAPIDS CAMPUS

GENERAL FUNDED FACILITIES

# OF BUILDINGS	BUILDING	SQUARE FEET	CUBIC FEET	YEAR
				CONSTRUCTED OR IMPROVED
1.00	ALUMNI BUILDING	34,600	510,000	1929
1.00	ARTS/SCIENCE COMMONS	79,259	1,054,984	1996-99
1.00	AUTOMOTIVE CENTER	77,000	1,235,400	1956-88
1.00	BISHOP HALL	50,900	480,600	1968-87
1.00	BUSINESS BUILDING	90,600	700,000	1970
1.00	CARRILON TOWER	100	4,900	1968
1.00	CREATIVE ARTS	7,200	93,900	1965
1.00	DEPARTMENT OF PUBLIC SAFETY	400	3,200	1959-83-99-03
1.00	ELASTOMER/PLASTICS CENTER	43,392	510,555	1987-99
0.67	EWIGLEBEN SPORTS COMPLEX	76,600	1,280,806	1974-82-99
1.00	FLITE LIBRARY	173,484	2,081,800	2001
1.00	GENERAL SERVICES ANNEX	15,282	320,922	2005
1.00	GENERAL SERVICES BUILDING	28,571	518,885	1984-88-05
3.00	GENERAL SERVICES GROUNDS	7,232	80,856	1979-06
1.00	GRANGER CENTER (CTC)	75,298	1,358,200	1962-03
0.50	HEALTH CENTER (50%)	9,200	91,250	1959-67
1.00	HEAVY EQUIPMENT TECHNOLOGY	52,000	1,188,000	1987
1.00	INSTRUCTIONAL RESOURCE CENTER	61,425	683,800	1969-2008
1.00	JOHNSON HALL	33,600	328,600	1959
1.00	MCKESSY BARN	2,000	36,000	1989
1.00	MCKESSY HOUSE	2,800	23,000	1989-97
1.00	MICHIGAN COLLEGE OF OPTOMETRY	86,104	898,232	2010
1.00	MUSIC CENTER	10,000	137,900	1962
1.00	NORTH STORAGE FACILITY	10,711	152,900	2001
1.00	PHARMACY BUILDING	62,200	1,214,300	1972
1.00	POWER PLANT	19,900	421,900	1955-88
1.00	PRAKKEN BUILDING	42,100	503,900	1952
1.00	SCIENCE BUILDING	109,148	1,697,000	1955-67-97-99
1.00	STARR BUILDING	86,400	1,607,200	1962-96
1.00	STUDENT RECREATION CENTER	116,051	2,397,416	1962-99
1.00	SWAN BUILDING	133,680	1,706,200	1966-88-2004
1.00	TIMME CRT FOR STUDENT SERVICES	59,179	752,227	1967-02
1.00	TOP TAGGART WHEELER PAVILION	10,593	152,000	2001
1.00	VFS ALLIED HEALTH BUILDING	67,400	1,493,800	1979
1.00	WEST BUILDING	23,700	292,500	1952-85
1.00	WEST COMMONS	19,800	269,300	1968
37.17	TOTAL GENERAL FUNDED	1,777,909	26,282,433	

Source: Plant Operational Services (11/19/14)

FACILITIES

STATEMENT OF FACILITIES AT THE BIG RAPIDS CAMPUS

NON-GENERAL FUNDED FACILITIES

# OF BUILDINGS	BUILDING	SQUARE FEET	CUBIC FEET	YEAR CONSTRUCTED OR IMPROVED
2.00	BOND HALL	90,500	820,400	1966
1.00	BROPHY HALL	47,000	482,750	1962
1.00	CLARK HALL	41,500	360,900	1960
1.00	COPY CENTER PERRY STREET	2,070	30,015	2006
3.00	CORPORATE & PROF DEVELOP CTR	16,836	192,612	1985-87
1.00	CRAMER HALL	91,700	824,700	1969
2.00	EAST CAMPUS APTS. BLDG H & K	16,138	141,377	1955-2010
3.00	EAST CAMPUS SUITES BLDG 1, 2, 3	107,910	971,190	2010
1.00	HALLISY HALL	44,700	406,000	1958
0.50	HEALTH CENTER (50%)	9,200	91,250	1959-67
1.00	HENDERSON HALL	44,900	405,500	1965
0.33	ICE ARENA	69,460	980,570	1974-99
1.00	KATKE GOLF CART STORAGE	2,800	27,600	1984
1.00	KATKE GOLF CLUB HOUSE	5,700	57,000	2000
1.00	KATKE GOLF MAINTENANCE BLD.	3,200	44,800	1974
1.00	KNOLLCREST COMMONS	11,094	292,860	1961
1.00	MCNERNEY HALL	47,000	482,750	1962
1.00	MERRILL HALL	51,700	515,050	1961
1.00	MILLER HALL	47,382	444,245	1963
1.00	PICKELL HALL	50,400	468,600	1964
1.00	PUTERBAUGH HALL	46,400	436,400	1965
1.00	RACQUET BALL FACILITY	50,884	1,244,000	1980-87-01
4.00	SOUTH CAMPUS APTS.	42,560	373,120	1958-2009
1.00	SOUTH COMMONS ROCK	34,020	418,937	1963-64-94-09
1.00	SOUTHWEST COMMONS	19,500	253,600	1965-86
1.00	SOUTHWEST POWER PLANT	2,200	33,200	1964
1.00	TAGGART HALL	47,800	450,600	1964
1.00	TRAVIS HALL	51,700	515,050	1961
1.00	UNIVERSITY CENTER	142,779	1,196,700	1958-87-14
1.00	VANDERCOOK HALL	41,500	386,350	1957-98
1.00	WARD HALL	41,320	407,260	1963
32.00	WEST CAMPUS APTS.	242,870	5,100,270	1995
1.00	WEST CAMPUS COMMUNITY BLDG.	5,785	52,000	1996
1.00	WOMEN'S SOFTBALL FACILITY	1,008	25,200	2001
72.83	TOTAL NON-GENERAL FUNDED	1,571,516	18,932,856	
110.00	GRAND TOTAL	3,349,425	45,215,289	

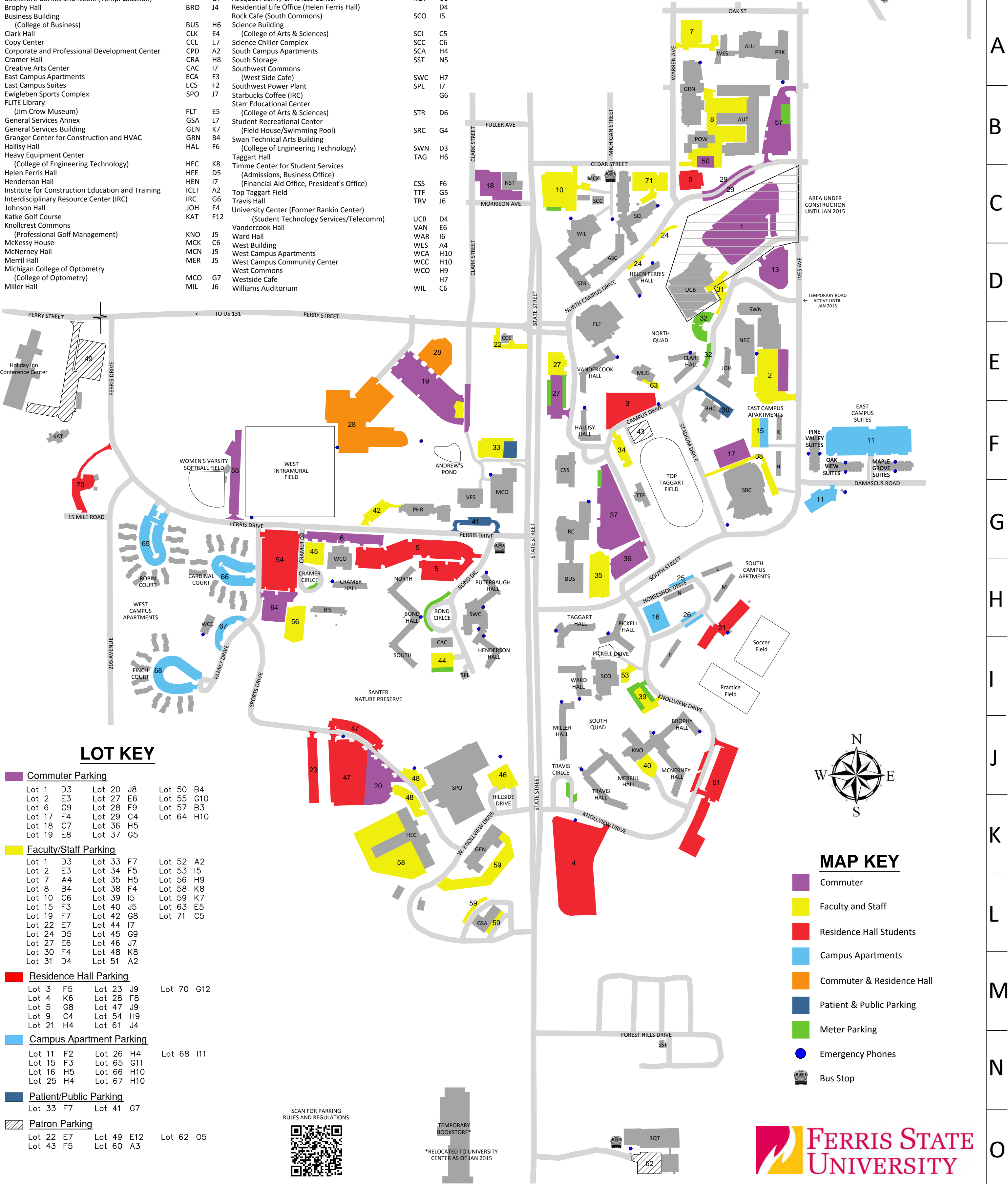
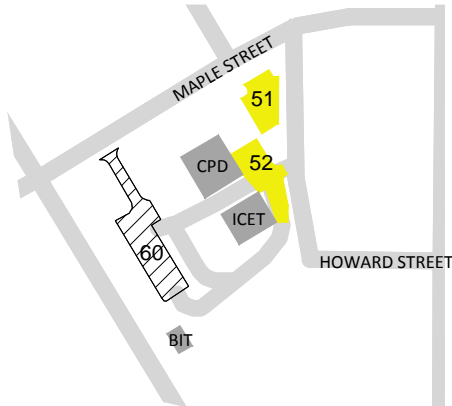
Source: Plant Operational Services (11/19/14)

Note - Carlisle, Masselink Complex, Conference Center & Holiday Inn Hotel have been taken off the list as well as the Rankin Center which will open late 2014 as University Center.

BUILDING KEY

Allied Health (Victor F Spathelf Center)	VFS	G7	Music Activities Center	MUS	E5
Alumni Building	ALU	A3	National Elastomer Center (College of Engineering Technology)	NEC	E4
Arts & Sciences Commons (College of Arts and Sciences)	ASC	D5	North Storage	NST	C7
Automotive Center (College of Engineering Technology)	AUT	B4	Pharmacy Building (College of Pharmacy)	PHR	G8
Birkam Health Center	BHC	F4	Pickell Hall (Honors Program)	PIC	H5
Bishop Hall (College of Education/Tot's Place)	BIS	H9	Power Plant	POW	B4
Bituminous Lab	BIT	A2	Prakken Building	PRK	A3
Bond Hall (North and South)	BON	H8	Public Safety (West Commons)	WCO	H9
Bookstore-Barnes and Noble (Temp. Location)	O7		Puterbaugh Hall	PUT	H7
Brophy Hall	BRO	J4	Racquet Facility & Fitness Center	RQT	O5
Business Building (College of Business)	BUS	H6	Residential Life Office (Helen Ferris Hall)	D4	
Clark Hall	CLK	E4	Rock Cafe (South Commons)	SCO	I5
Copy Center	CCE	E7	Science Building (College of Arts & Sciences)	SCI	C5
Corporate and Professional Development Center	CPD	A2	Science Chiller Complex	SCC	C6
Cramer Hall	CRA	H8	South Campus Apartments	SCA	H4
Creative Arts Center	CAC	I7	South Storage	SST	N5
East Campus Apartments	ECA	F3	Southwest Commons (West Side Cafe)	SWC	H7
East Campus Suites	ECS	F2	Southwest Power Plant	SPL	I7
Ewigleben Sports Complex	SPO	J7	Starbucks Coffee (IRC)	G6	
FLITE Library (Jim Crow Museum)	FLT	E5	Starr Educational Center (College of Arts & Sciences)	STR	D6
General Services Annex	GSA	L7	Student Recreational Center (Field House/Swimming Pool)	SRC	G4
General Services Building	GEN	K7	Swan Technical Arts Building (College of Engineering Technology)	SWN	D3
Granger Center for Construction and HVAC	GRN	B4	Taggart Hall	TAG	H6
Hallsy Hall	HAL	F6	Timme Center for Student Services (Admissions, Business Office)	CSS	F6
Heavy Equipment Center (College of Engineering Technology)	HEC	K8	(Financial Aid Office, President's Office)	TTF	G5
Helen Ferris Hall	HFE	D5	Top Taggart Field	TRV	J6
Henderson Hall	HEN	I7	Travis Hall	UCB	D4
Institute for Construction Education and Training	ICET	A2	University Center (Former Rankin Center) (Student Technology Services/Telecomm)	VAN	E6
Interdisciplinary Resource Center (IRC)	IRC	G6	Vandercook Hall	WAR	I6
Johnson Hall	JOH	E4	Ward Hall	WES	A4
Katke Golf Course	KAT	F12	West Building	WCA	H10
Knollcrest Commons (Professional Golf Management)	KNO	J5	West Campus Apartments	WCC	H10
McKessy House	MCK	C6	West Campus Community Center	WCO	H9
McNerney Hall	MCN	J5	West Commons	H7	
Merril Hall	MER	J5	Westside Cafe	WIL	C6
Michigan College of Optometry (College of Optometry)	MCO	G7	Williams Auditorium		
Miller Hall	MIL	J6			

FACILITIES



LOT KEY

Commuter Parking		
Lot 1 D3	Lot 20 J8	Lot 50 B4
Lot 2 E3	Lot 27 E6	Lot 55 G10
Lot 6 G9	Lot 28 F9	Lot 57 B3
Lot 17 F4	Lot 29 C4	Lot 64 H10
Lot 18 C7	Lot 36 H5	
Lot 19 E8	Lot 37 G5	
Faculty/Staff Parking		
Lot 1 D3	Lot 33 F7	Lot 52 A2
Lot 2 E3	Lot 34 F5	Lot 53 I5
Lot 7 A4	Lot 35 H5	Lot 56 H9
Lot 8 B4	Lot 38 F4	Lot 58 K8
Lot 10 C6	Lot 39 I5	Lot 59 K7
Lot 15 F3	Lot 40 J5	Lot 63 E5
Lot 19 F7	Lot 42 G8	Lot 71 C5
Lot 22 E7	Lot 44 I7	
Lot 24 D5	Lot 45 G9	
Lot 27 E6	Lot 46 J7	
Lot 30 F4	Lot 48 K8	
Lot 31 D4	Lot 51 A2	
Residence Hall Parking		
Lot 3 F5	Lot 23 J9	Lot 70 G12
Lot 4 K6	Lot 28 F8	
Lot 5 G8	Lot 47 J9	
Lot 9 C4	Lot 54 H9	
Lot 21 H4	Lot 61 J4	
Campus Apartment Parking		
Lot 11 F2	Lot 26 H4	Lot 68 I11
Lot 15 F3	Lot 65 G11	
Lot 16 H5	Lot 66 H10	
Lot 25 H4	Lot 67 H10	
Patient/Public Parking		
Lot 33 F7	Lot 41 G7	
Patron Parking		
Lot 22 E7	Lot 49 E12	Lot 62 O5
Lot 43 F5	Lot 60 A3	

MAP KEY

- Commuter
- Faculty and Staff
- Residence Hall Students
- Campus Apartments
- Commuter & Residence Hall
- Patient & Public Parking
- Meter Parking
- Emergency Phones
- Bus Stop



12

11

10

9

8

7

6

5

4

3

2

1

Driving Directions to Big Rapids Campus

Driving from East (Detroit): Take I-96 West to Grand Rapids. Take US-131 North to Big Rapids, Exit 139. Turn right and follow Perry Street 1.7 miles to the last stop light which is State Street (Business Loop-131). Proceed straight through the stoplight into the main campus.

Driving from East (Flint): Take I-69 West to Lansing. Take I-96 West to Grand Rapids. Take US-131 North to Big Rapids, Exit 139. Turn right and follow Perry Street 1.7 miles to the last stop light which is State Street (Business Loop-131). Proceed straight through the stoplight into the main campus.

Driving from East (Mt. Pleasant): Take M-20 West to Big Rapids, turn south (left) on State Street. Follow State Street (which is Business Loop-131) and stay in the left lane. You will drive past Big Boy Restaurant (which is on your right). Turn left at the next stoplight (Perry Street), which is the main entrance to campus.

Driving from North (Cadillac): US-131 South to Big Rapids, Exit 139. Turn left and follow Perry Street 1.7 miles to the last stop light which is State Street (Business Loop-131). Proceed straight through the stoplight into the main campus.

Driving from North (Old US-131): Continue on Old US-131 (which is State Street), stay in the left lane. You will drive past Big Boy Restaurant (which is on your right). Turn left at the next stoplight (Perry Street), which is the main entrance to campus.

Driving from South (Grand Rapids and Kalamazoo): US-131 North to Big Rapids, Exit 139. Turn right and follow Perry Street 1.7 miles to the last stop light which is State Street (Business Loop-131). Proceed straight through the stoplight into the main campus.

Driving from West: Take M-20 East to Stanwood and then US-131 North to Big Rapids, exit 139. Turn right and follow Perry Street 1.7 miles to the last stop light which is State Street (Business Loop-131). Proceed straight through the stoplight into the main campus.

MICHIGAN PUBLIC
UNIVERSITIES

ENROLLMENT MICHIGAN PUBLIC UNIVERSITIES

	<u>Fall 2010</u>	<u>Fall 2011</u>	<u>Fall 2012</u>	<u>Fall 2013</u>	<u>Fall 2014</u>
Central Michigan University	25,583	25,473	25,270	24,541	24,992
Eastern Michigan University	23,289	23,148	23,223	23,027	21,984
Ferris State University	14,381	14,560	14,533	14,707	14,600
Grand Valley State University	24,541	24,662	24,654	24,477	25,094
Lake Superior State University	2,652	2,789	2,496	2,367	2,367
Michigan State University	46,365	46,975	47,308	48,304	48,602
Michigan Tech University	6,967	7,030	6,939	6,971	7,092
Northern Michigan University	9,417	9,405	9,081	8,879	8,660
Oakland University	19,053	19,379	19,740	20,169	20,519
Saginaw Valley State University	10,656	10,659	10,552	10,245	9,021
University of Michigan - Ann Arbor	41,735	42,512	43,257	43,519	43,442
University of Michigan - Dearborn	8,885	8,955	9,083	9,003	9,193
University of Michigan - Flint	8,074	8,180	8,172	8,413	8,436
Wayne State University	31,505	30,765	28,938	27,897	27,578
Western Michigan University	24,963	24,965	24,486	24,172	23,783

Note: Fall numbers each year as of November.

Source: Budget Office

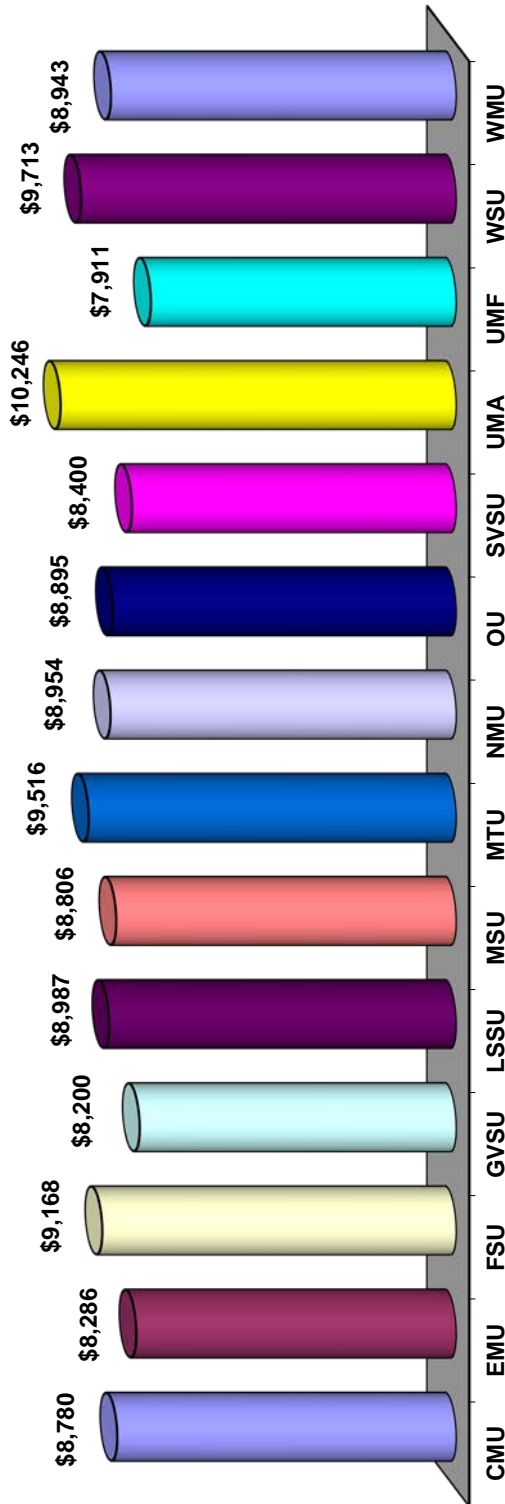
BUDGETARY PLANNING AND ANALYSIS
SUMMARY OF 2014-15 TUITION/FEES AND ROOM/BOARD
MICHIGAN PUBLIC UNIVERSITIES

	<u>FY-15</u> <u>TUITION</u>	<u>TUITION</u> <u>RANK</u>	<u>FY-15 ROOM</u> <u>& BOARD</u>	<u>ROOM &</u> <u>BOARD</u> <u>RANK</u>	<u>FY-15 TOTAL</u> <u>COST</u>	<u>TOTAL COST</u> <u>RANK</u>
Central Michigan	\$11,550	4	\$8,780	10	\$20,330	6
Eastern Michigan	\$9,663	13	\$8,286	12	17,949	13
Ferris State	\$11,190	6	\$9,168	4	20,358	5
Grand Valley	\$10,752	9	\$8,200	13	18,952	10
Lake Superior	\$10,498	11	\$8,987	5	19,485	9
Michigan State	\$13,252	3	\$8,806	9	22,058	3
Michigan Tech	\$14,040	1	\$9,516	3	23,556	2
Northern Michigan	\$9,559	14	\$8,954	6	18,513	11
Oakland	\$10,613	10	\$8,895	8	19,508	8
Saginaw Valley	\$8,691	15	\$8,400	11	17,091	14
University of Michigan	\$13,486	2	\$10,246	1	23,732	1
UM - Dearborn	\$10,952	8	\$0	15	N/A	N/A
UM - Flint	\$10,138	12	\$7,911	14	18,049	12
Wayne State	\$11,448	5	\$9,713	2	21,161	4
Western Michigan	\$10,985	7	\$8,943	7	19,928	7
 UNWEIGHTED AVERAGE	 11,121		 8,915		 20,048	

Note: FTIAC rates.

Source: President's Council, State Universities of Michigan, November 2014

Annual Room and Board Costs FY 2015

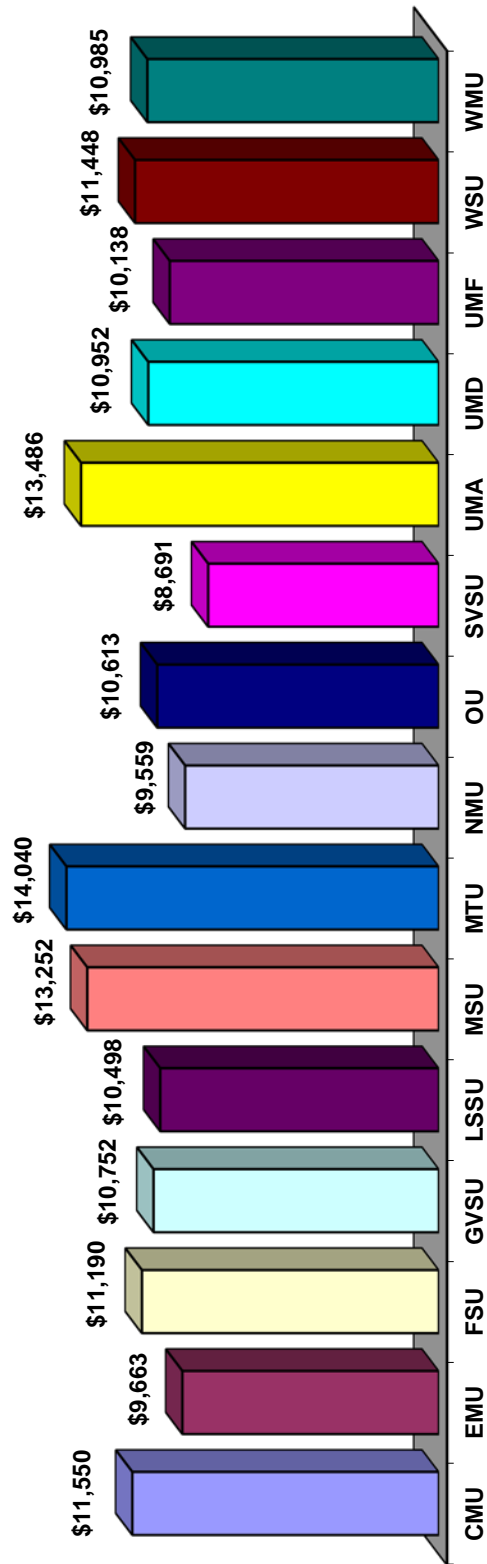


Five Year Trend

	FY '11	FY '12	FY '13	FY '14	FY '15
CMU	\$8,092	\$8,212	\$8,376	\$8,544	\$8,780
EMU	6,942	7,896	8,286	8,286	8,286
FSU	8,580	8,744	8,744	8,910	9,168
GVSU	7,624	7,624	7,920	8,080	8,200
LSSU	8,081	8,319	8,481	8,728	8,987
MSU	7,770	8,154	8,476	8,806	8,806
MTU	8,462	8,648	8,865	9,175	9,516
NMU	8,026	8,174	8,404	8,696	8,954
OU	7,680	7,968	8,207	8,576	8,895
SVSU	7,550	7,770	7,980	8,190	8,400
UMA	9,192	9,468	9,752	9,966	10,246
UMF	N/A	N/A	7,506	7,703	7,911
WSU	8,366	8,660	8,950	9,264	9,713
WMU	8,095	8,249	8,414	8,687	8,943

Source: Office of Budgetary Planning & Analysis/President's Council Tuition & Fees Report

Annual Tuition and Required Fees FY 2015



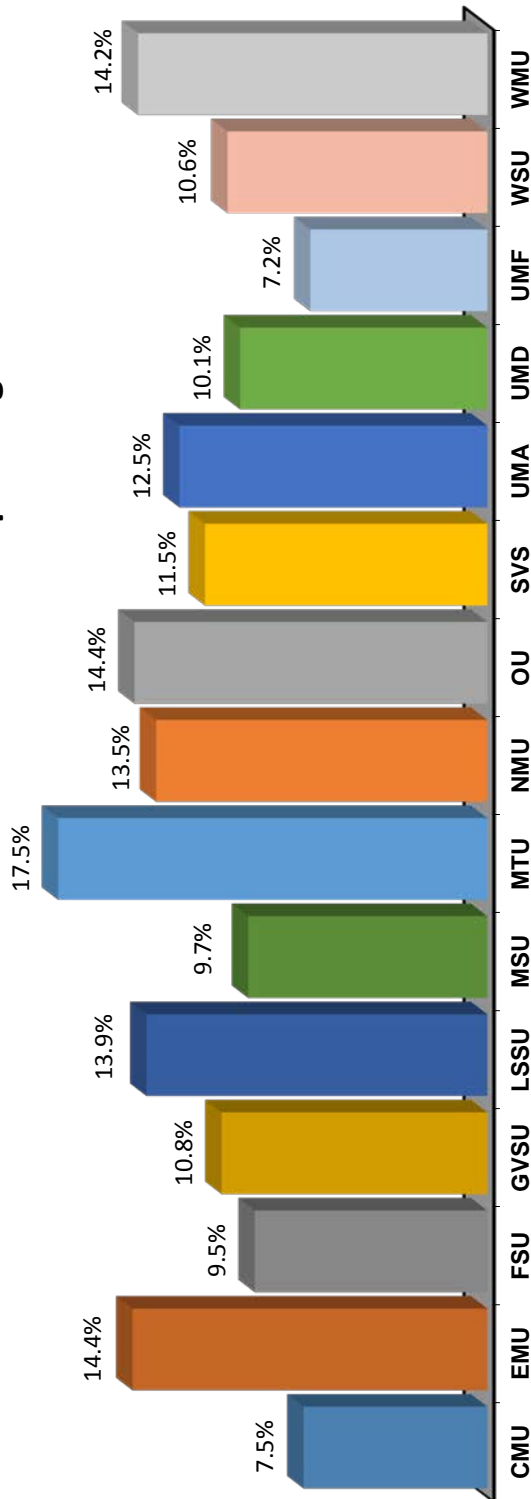
Five Year Trend

	FY '11	FY '12	FY '13	FY '14	FY '15
CMU	\$10,380	\$10,740	\$10,950	\$11,220	\$11,550
EMU	8,377	8,683	9,026	9,364	9,663
FSU	9,930	10,440	10,710	10,950	11,190
GVSU	9,088	9,716	10,078	10,454	10,752
LSSU	8,764	9,614	9,890	10,210	10,498
MSU	11,205	12,255	12,675	12,915	13,252
MTU	12,017	12,853	13,353	13,728	14,040
NMU	7,864	8,414	8,709	9,037	9,559
OU	9,285	9,938	10,230	10,613	10,613
SVSU	7,308	7,815	8,120	8,423	8,691
UMA	11,837	12,634	12,994	13,142	13,486
UMD	9,247	9,885	10,250	10,614	10,952
UMF	8,601	9,184	9,514	9,844	10,138
WSU	9,025	9,809	10,190	11,094	11,448
WMU	9,306	9,906	10,282	10,655	10,985

Source: Office of Budgetary Planning & Analysis/ President's Council Tuition & Fees Report

Note: Based on FTIAC Tuition Rates

Financial Aid as % of Total General Fund Spending FY 2014

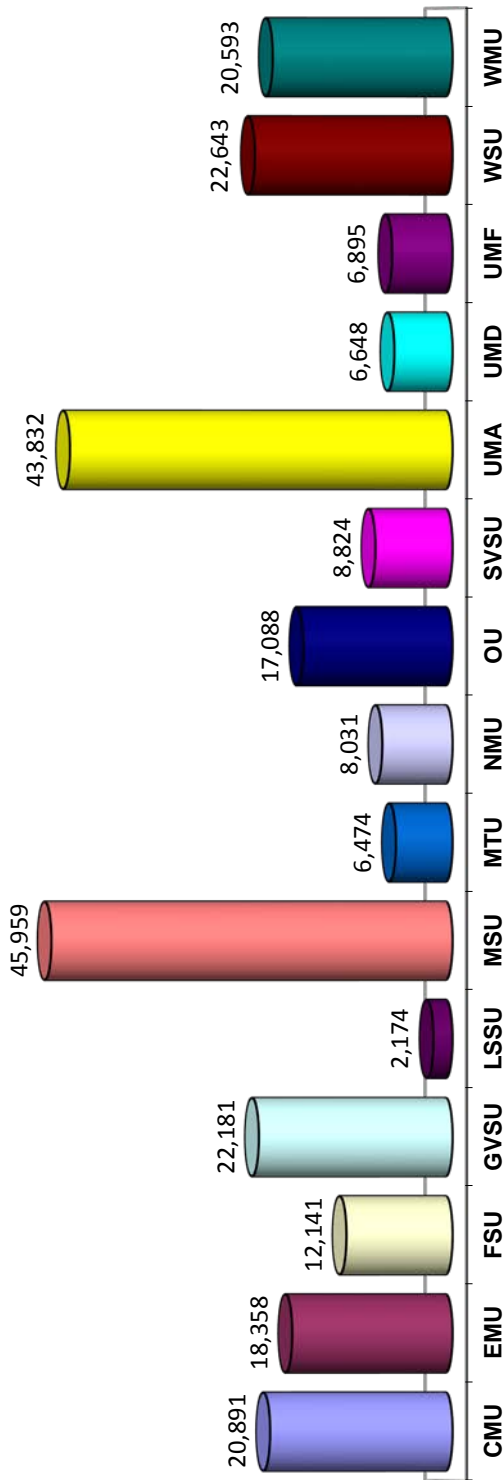


Five Year Trend

	FY '10	FY '11	FY '12	FY '13	FY '14
CMU	5.9%	6.4%	8.6%	8.4%	7.5%
EMU	10.4%	10.9%	11.6%	13.4%	14.4%
FSU	8.3%	10.0%	9.6%	9.5%	9.5%
GVSU	8.5%	8.6%	9.8%	11.0%	10.8%
LSSU	10.8%	0.0%	12.3%	13.2%	13.9%
MSU	6.6%	8.9%	10.1%	9.8%	9.7%
MTU	14.0%	14.7%	16.8%	17.0%	17.5%
NMU	11.5%	11.8%	13.9%	12.9%	13.5%
OU	8.2%	9.4%	10.6%	12.6%	14.4%
SVSU	9.1%	9.7%	10.1%	11.0%	11.5%
UMA	10.8%	12.5%	12.2%	12.2%	12.5%
UMD	8.0%	7.7%	8.2%	10.5%	10.1%
UMF	6.4%	6.0%	6.7%	6.5%	7.2%
WSU	8.6%	9.4%	10.1%	10.8%	10.6%
WMU	12.2%	14.0%	14.4%	14.3%	14.2%

Source: Office of Budgetary Planning & Analysis

Full Year-Equated Students FY 2014




Five Year Trend

	FY '10	FY '11	FY '12	FY '13	FY '14
CMU	21,888	22,522	22,510	21,694	20,891
EMU	18,355	18,718	18,434	18,358	18,358
FSU	11,791	12,076	12,217	12,206	12,141
GVSU	22,273	22,407	22,347	22,271	22,181
LSSU	2,292	2,396	2,418	2,238	2,174
MSU	44,152	44,039	44,738	45,446	45,959
MTU	6,650	6,583	6,378	6,135	6,474
NMU	8,588	8,606	8,568	8,257	8,031
OU	15,867	16,217	16,319	16,699	17,088
SVSU	8,841	9,031	9,190	9,025	8,824
UMA	42,005	42,232	42,918	43,761	43,832
UMD	6,521	6,595	6,669	6,687	6,648
UMF	6,372	6,693	6,732	6,760	6,895
WSU	6,372	6,693	23,873	23,301	22,643
WMU	21,824	21,990	21,603	20,978	20,593

Source: Office of Budgetary Planning & Analysis

Instruction as a % of Total General Fund Spending FY 2014

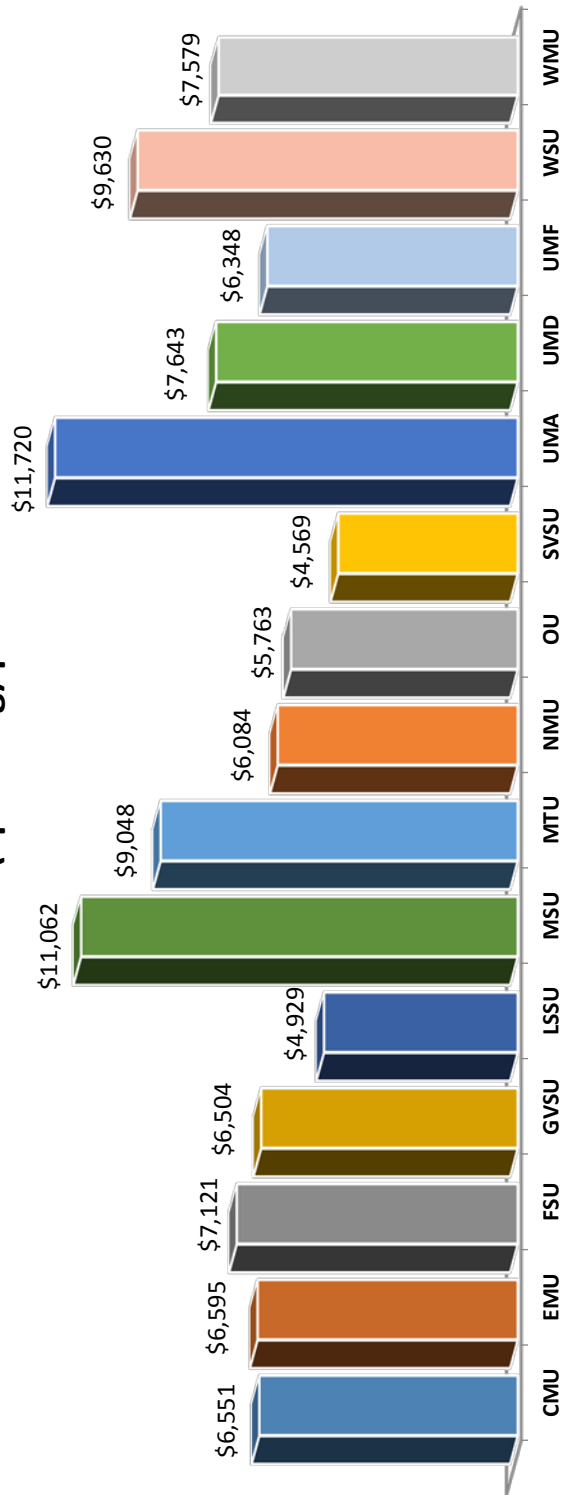


Five Year Trend

	FY '10	FY '11	FY '12	FY '13	FY '14
CMU	42.9%	38.2%	40.5%	41.8%	41.7%
EMU	42.4%	43.0%	44.9%	43.0%	42.5%
FSU	44.9%	43.5%	43.9%	44.1%	43.3%
GVSU	43.9%	41.7%	42.4%	43.3%	43.0%
LSSU	35.0%	39.0%	35.4%	32.5%	29.9%
MSU	45.6%	44.4%	44.2%	41.3%	42.5%
MTU	35.3%	34.7%	34.2%	35.4%	31.2%
NMU	36.9%	36.8%	38.9%	36.9%	38.9%
OU	37.9%	37.3%	38.8%	39.2%	38.5%
SVSU	36.2%	36.0%	35.4%	30.2%	34.7%
UMA	33.8%	31.0%	29.6%	29.3%	29.3%
UMD	44.0%	44.3%	44.2%	42.0%	41.7%
UMF	41.1%	41.3%	42.8%	41.5%	41.1%
WSU	39.8%	38.3%	37.7%	37.0%	37.2%
WMU	42.2%	42.8%	42.6%	42.0%	42.3%

Source: Office of Budgetary Planning & Analysis

Instructional Cost (Spending) per Student FY 2014

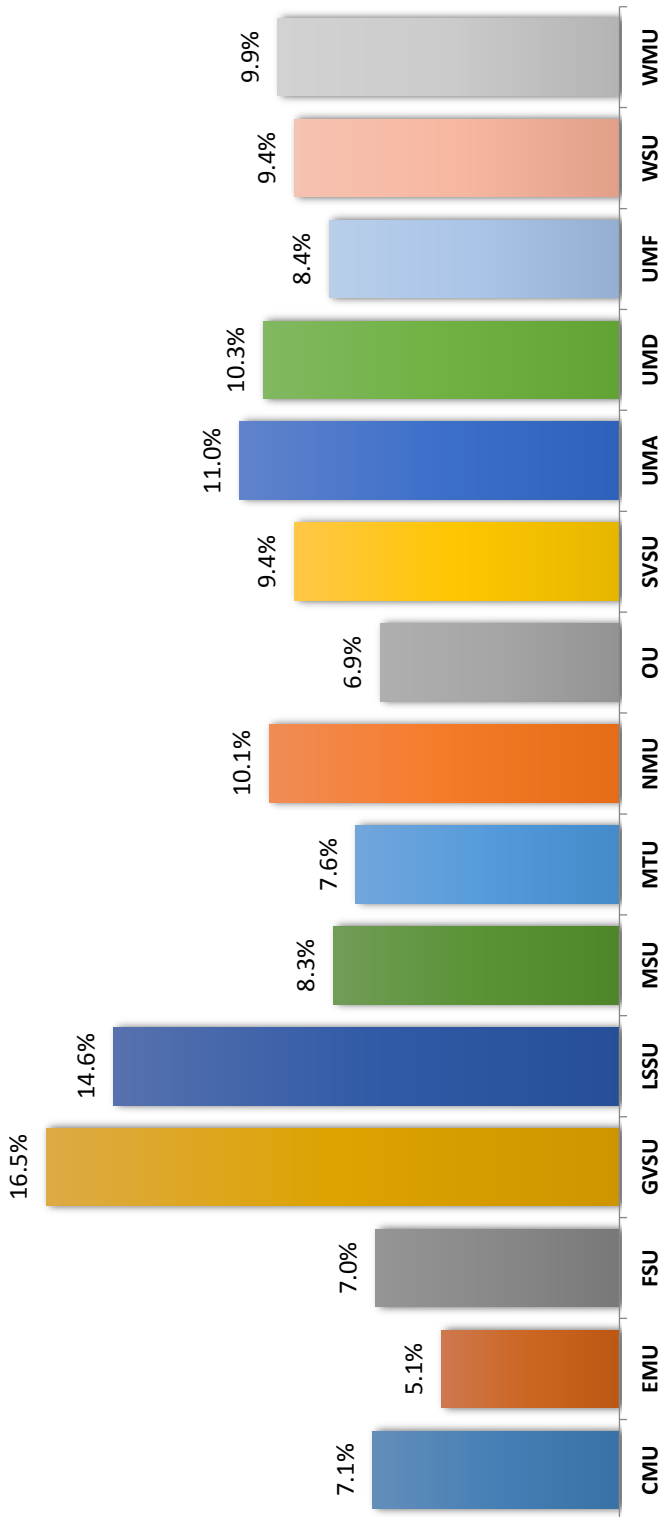


Five year Trend

	FY '10	FY '11	FY '12	FY '13	FY '14
CMU	\$5,448	\$5,303	\$5,660	\$6,063	\$6,551
EMU	6,095	6,486	6,776	6,599	6,595
FSU	6,727	6,903	6,308	7,041	7,121
GVSU	5,670	5,611	5,860	6,283	6,504
LSSU	5,306	5,215	5,231	5,082	4,929
MSU	9,753	10,034	10,332	10,208	11,062
MTU	8,240	8,313	8,684	9,390	9,048
NMU	5,053	5,187	5,008	5,464	6,084
OU	4,862	5,037	5,414	5,603	5,763
SVSU	4,106	4,238	4,193	4,368	4,569
UMA	11,868	11,470	11,267	11,439	11,720
UMD	7,022	7,239	7,343	7,500	7,643
UMF	5,406	5,539	5,756	6,019	6,348
WSU	8,718	8,885	9,011	9,295	9,630
WMU	6,358	6,680	6,694	7,051	7,579

Source: Office of Budgetary Planning & Analysis

Plant Spending as a % of Total General Fund Spending FY 2014




Five Year Trend

	FY '10	FY '11	FY '12	FY '13	FY '14
CMU	7.9%	6.3%	7.2%	7.2%	7.1%
EMU	10.8%	7.9%	5.2%	5.2%	5.1%
FSU	8.1%	7.5%	5.7%	7.2%	7.0%
GVSU	10.5%	10.0%	12.9%	19.1%	16.5%
LSSU	13.4%	15.3%	14.0%	13.6%	14.6%
MSU	10.9%	9.7%	9.3%	8.0%	8.3%
MTU	7.5%	7.3%	7.3%	7.4%	7.6%
NMU	10.4%	10.3%	10.4%	9.2%	10.1%
OU	7.5%	7.0%	6.9%	6.9%	6.9%
SVSU	9.0%	8.6%	8.6%	8.9%	9.4%
UMA	14.0%	13.6%	12.5%	11.2%	11.0%
UMD	11.1%	9.7%	9.3%	10.3%	10.3%
UMF	10.0%	10.0%	10.0%	9.3%	8.4%
WSU	10.9%	9.2%	9.3%	9.7%	9.4%
WMU	9.2%	10.8%	10.6%	10.1%	9.9%

Source: Office of Budgetary Planning & Analysis

State Appropriations per FYES FY 2014

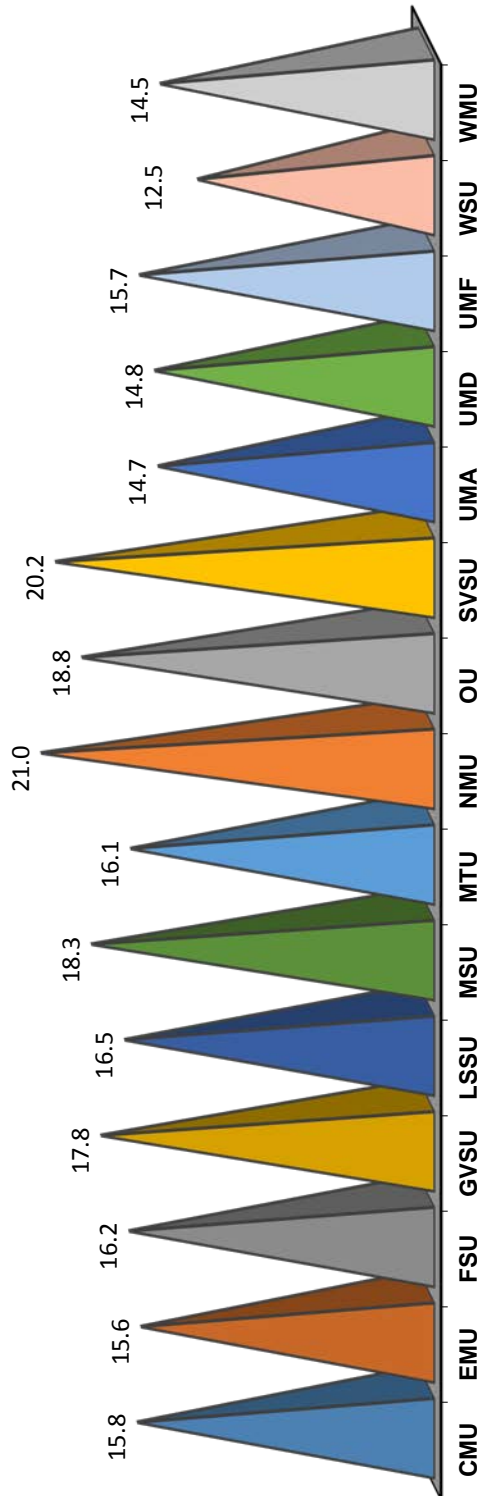


Five Year Trend

	FY '10	FY '11	FY '12	FY '13	FY '14
CMU	\$3,766	\$3,558	\$3,026	\$3,279	\$3,520
EMU	4,261	4,062	3,505	3,624	3,665
FSU	4,242	4,026	3,382	3,632	3,759
GVSU	2,863	2,766	2,357	2,489	2,607
LSSU	5,698	5,298	4,462	5,382	5,626
MSU	6,609	6,442	5,390	5,392	5,431
MTU	7,414	7,280	6,387	6,940	6,715
NMU	5,407	5,245	4,478	4,948	5,198
OU	3,291	3,130	2,644	2,693	2,672
SVSU	3,225	3,070	2,539	2,843	2,945
UMA	7,745	7,489	6,263	6,265	6,371
UMD	3,900	3,749	3,151	3,325	3,386
UMF	3,374	3,122	2,639	2,888	2,892
WSU	8,742	8,637	7,649	7,871	8,099
WMU	5,167	4,985	4,313	4,551	4,724

Source: Office of Budgetary Planning & Analysis

Student-to-Faculty Ratio FY 2014



Five Year Trend

	FY '10	FY '11	FY '12	FY '13	FY '14
CMU	17.0	16.6	15.2	16.8	15.8
EMU	17.2	15.9	16.1	17.3	15.6
FSU	15.7	16.2	15.9	16.1	16.2
GVSU	18.7	18.5	18.2	17.9	17.8
LSSU	14.4	15.4	14.4	13.7	16.5
MSU	13.1	12.8	12.8	18.2	18.3
MTU	13.0	12.6	12.1	15.3	16.1
NMU	20.6	20.4	20.0	18.6	21.0
OU	20.1	20.3	19.3	18.9	18.8
SVSU	20.1	19.8	20.4	18.9	20.2
UMA	12.9	12.2	11.1	14.9	14.7
UMD	15.8	15.1	15.1	14.9	14.8
UMF	16.9	16.6	16.2	16.9	15.7
WSU	11.7	11.7	11.4	13.8	12.5
WMU	13.9	13.9	13.7	14.8	14.5

Source: Office of Budgetary Planning & Analysis