



FERRIS STATE UNIVERSITY

Imagine More



Fall 2012 Orientation & Class Registration

Orientation and Class Registration

As a new student, Orientation will help you become familiar with Ferris, learn more about your major, graduation requirements and support services. At Class Registration you will work with University staff to build your academic schedule and register for classes.

As a family member, Orientation will help you learn more about Ferris and what our University has to offer you and your student. A Family and Friends information session will be held where you can learn more about financial aid, business services, housing options, and health services. Visit the Parent website for more information about Ferris at www.ferris.edu/htmls/parentinfo/.

Things to do before attending Orientation and Class Registration:

📌 Students required to live on campus must apply for Housing to be eligible for class registration. Starting in April, new students will apply for housing utilizing MYHOUSING which is located on the University Life tab of the student's MyFSU account. Students must submit a \$200 contract guarantee via credit card at the time of submitting their housing application. Students will receive an email when it is time to return to MYHOUSING to choose their room.

What should I bring to Orientation and Class Registration?

- 📌 MyFSU username and password.
- 📌 Medical questionnaire and immunization records (if not already submitted).
- 📌 Official copies of your high school or other college/university transcripts that include courses completed and grades earned, if you haven't already sent them to the Admissions Office. It is recommended that you send your transcript(s) to Admissions prior to your Orientation session if possible.
- 📌 If you have not already applied for housing you will need a credit card, to submit the \$200 contract guarantee when applying for housing. *See below.
- 📌 Work, athletic, or other schedules that will influence your academic schedule.
- 📌 Comfortable shoes, as you will be walking throughout campus and an umbrella if the forecast calls for rain.

What to expect at Orientation and Class Registration.

- 📌 *If you have not already applied for housing you may apply while you're on campus. Students must submit the \$200 contract guarantee via credit card at the time of application (you can apply for housing on-line starting in April utilizing MYHOUSING which is located on the University Life tab of the student's MyFSU account).
- 📌 Clear registration holds – holds will slow down your registration process.
- 📌 Check your MyFSU user ID and password - you will need to sign into MyFSU to register for classes.
- 📌 Have your student ID picture taken.
- 📌 Meet with offices such as, Dining Services, Birkam Health Center, Business Office, Huntington Bank, and Financial Aid.
- 📌 Attend a Welcome Presentation - where you will learn more about Ferris resources.
- 📌 Attend a College Meeting – where you will learn more about your program and graduation requirements.
- 📌 You will register for classes and receive a print out of your actual class schedule.
- 📌 Family and Friends will attend an informational program with information presented by the Ferris Business Office, Financial Aid, Birkam Health Center and the Office of Housing and Residence Life.
- 📌 Please keep in mind, each student needs vary, therefore, students will complete the process at varied times.

Special Arrangements

Participants with disabilities or other special needs are asked to advise the Orientation office at least one week prior to your arrival. Feel free to contact us via email at orientation@ferris.edu.



FERRIS STATE UNIVERSITY

Imagine More

Welcome to Ferris State University!

We are excited to connect with you whether you are starting college for the first time or transferring from another university! During a student's transition, his or her academic career will likely include a wide range of emotions, especially as they progress throughout their first year with us. Along with the excitement of starting college, transitioning from an established job, military experience, or just beginning a new chapter in life; students may also feel various levels of anxiety and frustration. Most literature available today suggests that a successful transition into the collegiate environment is directly impacted by a proactive support system.

Our students come from a variety of demographics and I consider it of prime importance that we are actively involved in their education and success. At Ferris, we want to weave a network of support to help our students assume greater responsibility for their daily decisions as they continue to grow over the course of their time with us.

Working together as a team with a common goal will help us educate and nurture students to be good citizens equipped to succeed in their future careers. It is very important that you are informed of the Code of Student Community Standards and other University policies so that you know what is expected. Please visit the Ferris web page (www.ferris.edu) to view these policies.

I believe firmly that we all must work together to not only develop students academically but as community members interested in making the world a better place. Family and friends play a critical role in a student's life and we value our partnership and collaborative efforts. There are many resources, services, and guidelines for students, families, and friends to stay connected. Information provided throughout the Orientation process will aid students in a successful transition to Ferris.

General ways to get students off to a great start:

- Listen and suggest the appropriate resources on campus
- Have a balance of challenge and support
- Encourage volunteerism and involvement

Be sure to ask your student these three simple questions:

- How are you doing?
- What can we do to help?
- Have you tried all your options?

We thank you, your family, and friends for choosing Ferris State University to pursue your future dreams. Be sure to explore the many opportunities we have to offer. I look forward to meeting you during Orientation, Homecoming, or during an athletic event coming soon!

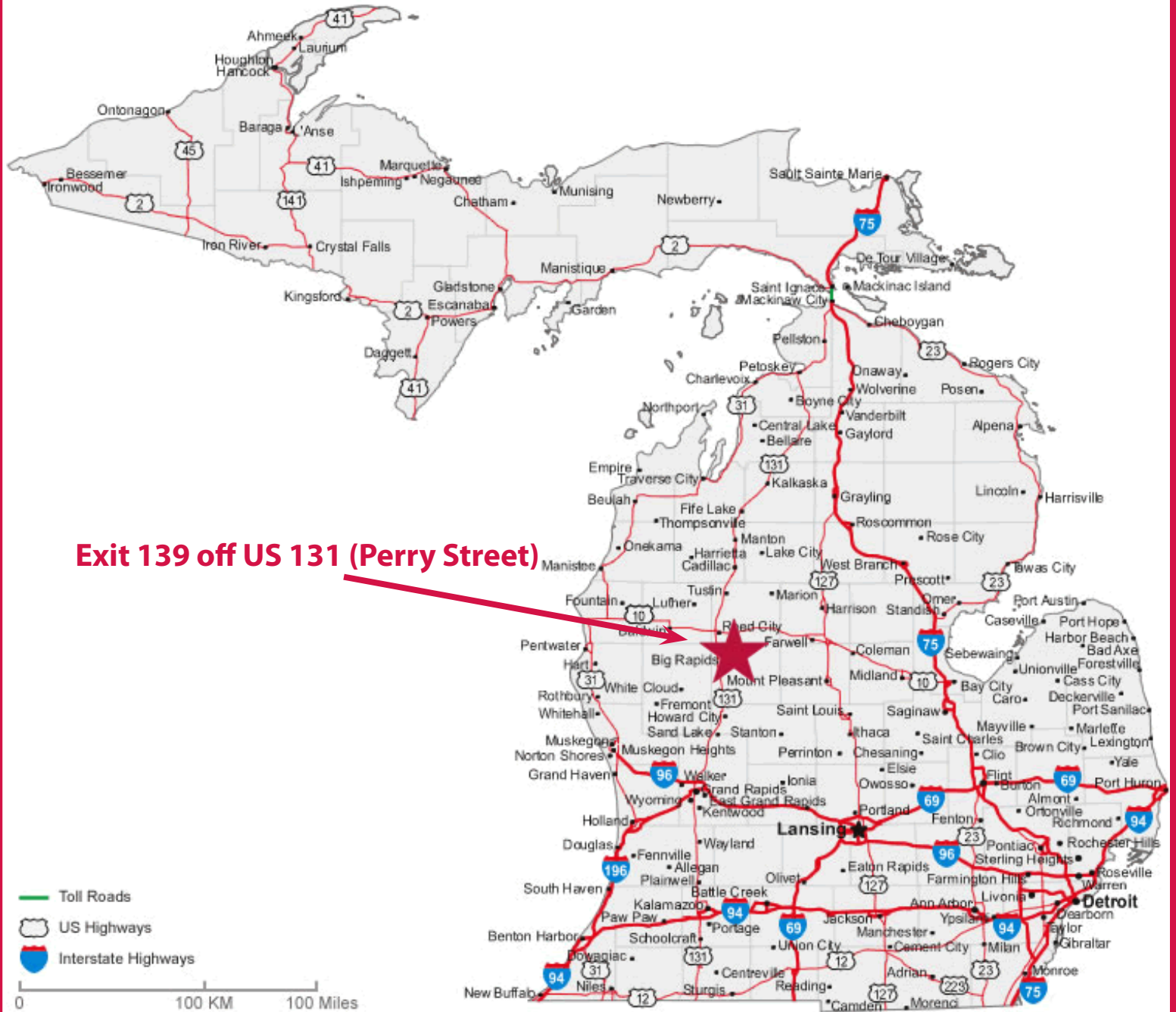
Go Bulldogs!

Leroy Wright
Dean of Student Life



FERRIS STATE UNIVERSITY

Imagine More



**Ferris State University
Timme Center for Student Services
1201 South State Street
Big Rapids, MI 49307
800-433-7747**

Driving From	Miles	Drive Time	Directions
Alpena	199	4 hrs	<ul style="list-style-type: none"> M-32 West to I-75 South (Gaylord) to M-27 South to M-55 West (Houghton Lake to US 131 South (Cadillac) to Big Rapids Exit 139.
Ann Arbor	171	3 hrs	<ul style="list-style-type: none"> I-94 West to US 131 North (Kalamazoo) to Grand Rapids to Big Rapids Exit 139. M-23 North to I-96 West to Lansing to Grand Rapids US 131 North to Big Rapids Exit 139. M-23 North to I-96 West to Lansing M-127/27 North to M-20 West to Mt. Pleasant to Big Rapids.
Bad Axe	130	2 hrs 15 min	<ul style="list-style-type: none"> 142 West to M-25 to US 10 West to M-20 West at Midland to Mt. Pleasant to Big Rapids.
Bay City	80	1.5 hrs	<ul style="list-style-type: none"> I-75 North to US 10 West at Bay City to M-20 West at Midland to Mt. Pleasant to Big Rapids.
Midland	70	1 hr 15 min	
Saginaw	107	1.5 hrs	
Benton Harbor St. Joseph	138	2 hrs 15 min	<ul style="list-style-type: none"> I-94 East to 196 North to US 131 North (Grand Rapids) to Big Rapids Exit 139.
Chicago	218	4 hrs	<ul style="list-style-type: none"> I-94 East to 196 North (Benton Harbor/St. Joseph) to US 131 North (Grand Rapids) to Big Rapids Exit 139.
Detroit Area	200	3.5 hrs	<ul style="list-style-type: none"> I-75 North to US 10 West at Bay City to M-20 West at Midland to Mt. Pleasant to Big Rapids. 696 West to 96 West to US 131 North (Grand Rapids) to Big Rapids Exit 139. I-94 West to US 131 North (Kalamazoo) to Grand Rapids to Big Rapids Exit 139.
Flint	130	2.5 hrs	<ul style="list-style-type: none"> I-75 North to US 10 West at Bay City to M-20 West at Midland to Mt. Pleasant to Big Rapids. I-69 West to 196 West at Lansing to US 131 North at Grand Rapids to Big Rapids Exit 139.
Grand Rapids	55	50 min	<ul style="list-style-type: none"> US 131 North to Big Rapids Exit 139
Ironwood	525	10 hrs	<ul style="list-style-type: none"> US-2 East or M-28 to US-2 to I-75 South (Bridge) to M-27 South to M-55 West to US 131 South (Cadillac) to Big Rapids Exit 139.
Jackson Area	141	2.5 hrs	<ul style="list-style-type: none"> I-94 West to US 131 North (Kalamazoo) to Grand Rapids to Big Rapids Exit 139. M-127 North to M-27 at Lansing North to M-20 West at Mt. Pleasant to Big Rapids. Can take I-96 West to Lansing to US 131 North at Grand Rapids to Big Rapids Exit 139.
Kalamazoo Area	100	1 hr 45 min	<ul style="list-style-type: none"> US 131 North to Big Rapids Exit 139.
Marquette Area	331	7 hrs	<ul style="list-style-type: none"> M-28 East to M-117 South to US-2 East to I-75 South (Mackinac Bridge) to M-27 South to M-55 West to US 131 South at Cadillac to Big Rapids Exit 139.
Muskegon Area	66	1.5 hrs	<ul style="list-style-type: none"> M-46 (Apple Ave) to US 131 North to Big Rapids Exit 139. M-46 (Apple Ave) East to M-37 North to M-82 East to US 131 North to Exit 139.
Port Huron Area	198	4 hrs	<ul style="list-style-type: none"> I-69 West to Flint to I-96 West at Lansing to US 131 North at Grand Rapids to Big Rapids Exit 139.
Sandusky	130	3 hrs	<ul style="list-style-type: none"> M-46 West to I-75 North to US 10 West at Bay City to M-20 West at Midland to Big Rapids.
Sault Ste. Marie Area	222	5 hrs	<ul style="list-style-type: none"> I-75 South to Mackinac Bridge. Continue South on I-75 to M-27 South to M-55 West (Cadillac) to US 131 South to Big Rapids Exit 139.
Toledo Area	221	4.5 hrs	<ul style="list-style-type: none"> Take 23 North to Ann Arbor to I-96 West to Lansing to US 131 North at Grand Rapids, then to Big Rapids Exit 139.
Traverse City	85	1.5 hrs	<ul style="list-style-type: none"> M-31/37 South to M-115 East to US 131 South at Cadillac to Big Rapids Exit 139.

ACADEMIC BUILDINGS

1. Allied Health Building (Victor F. Spathelf) | H-7
2. Alumni Building | K-1
3. Arts & Sciences Commons | I-4
4. Automotive Center | K-2
5. Bishop Hall (Tot's Place) | F-9
6. Business Building | I-8
7. Creative Arts Center | H-9
8. Granger Center for Construction & HVACR | J-2
9. Heavy Equipment Center | G-13
10. Interdisciplinary Resource Center (IRC)(Starbucks) | I-8
11. Johnson Hall | K-6
12. Knollcrest Commons | J-11
13. Michigan College of Optometry | H-7
14. Music Center | J-6
15. National Elastomer Center | K-5
16. Pharmacy Building | G-7

17. Science Building | J-4
18. Southwest Commons | H-9
19. Starr Building | I-4
20. Swan Technical Building | K-5
21. West Commons | F-8

ATHLETIC FACILITIES

22. Ewgleben Sports Complex | H-11
23. Student Recreation Center | K-7
24. Top Taggart Field | J-7
25. West Intramural Fields | F-7
26. Wheeler Pavilion | J-7
27. Women's Varsity Softball Field | E-7

DINING FACILITIES

28. Rock Café & The Market | J-10
29. Westview Dining, Gourmet Coffee Shop & Quiznos | J-4

- ## GENERAL BUILDINGS
30. Birks
 31. Copy
 32. Ferris
and
 33. Gen
 34. Katk
 35. Holi
 37. McK
 38. Pow
 39. Prak
 40. Publ
 41. Ran
 42. Timr
(Adn
 43. West
 44. West
 45. Willi



APARTMENTS & RESIDENCE HALLS

46. Bond Hall | G-9
47. Brophy Hall | K-11
48. Carlisle Hall | K-4
49. Clark Hall | J-6
50. Cramer Hall | F-9
51. East Campus Apartments | K-7
52. East Campus Suites (Pine Grove - Maple Grove - Oak View Suites) | L-7
53. Hallisy Hall | I-6
54. Helen Ferris Hall | J-4
55. Henderson Hall | H-10
56. Masselink Hall | K-3
57. Miller Hall | I-11
58. McNerney Hall | J-11
59. Merrill Hall | J-12
60. Pickell Hall | J-9
61. Puterbaugh Hall | H-9
62. South Campus Apartments | J-9
63. Taggart Hall | I-9
64. Travis Hall | J-12
65. Vandercook Hall | I-6
66. Ward Hall | I-10
67. West Campus Apartments (Cardinal-Finch-Robin Courts) | E-9



A B C D E F

ACADEMIC FACILITIES

- Health Center | K-6
- Library | H-5
- Library for Information, Technology, & Education (FLITE) | I-5
- General Services Building | H-13
- Recreation Club House & Golf Course | B-7
- Day Inn Conference Center | A-6
- Residence Hall | J-3
- Power Plant | K-3
- Student Center | K-1
- Public Safety | G-8
- Student Center (Bookstore) | J-4
- Center for Student Services (Admissions-Financial Aid-Business Offices) | I-7
- Student Center | K-1
- Student Center Community Center | E-9
- Stamps Auditorium | I-4

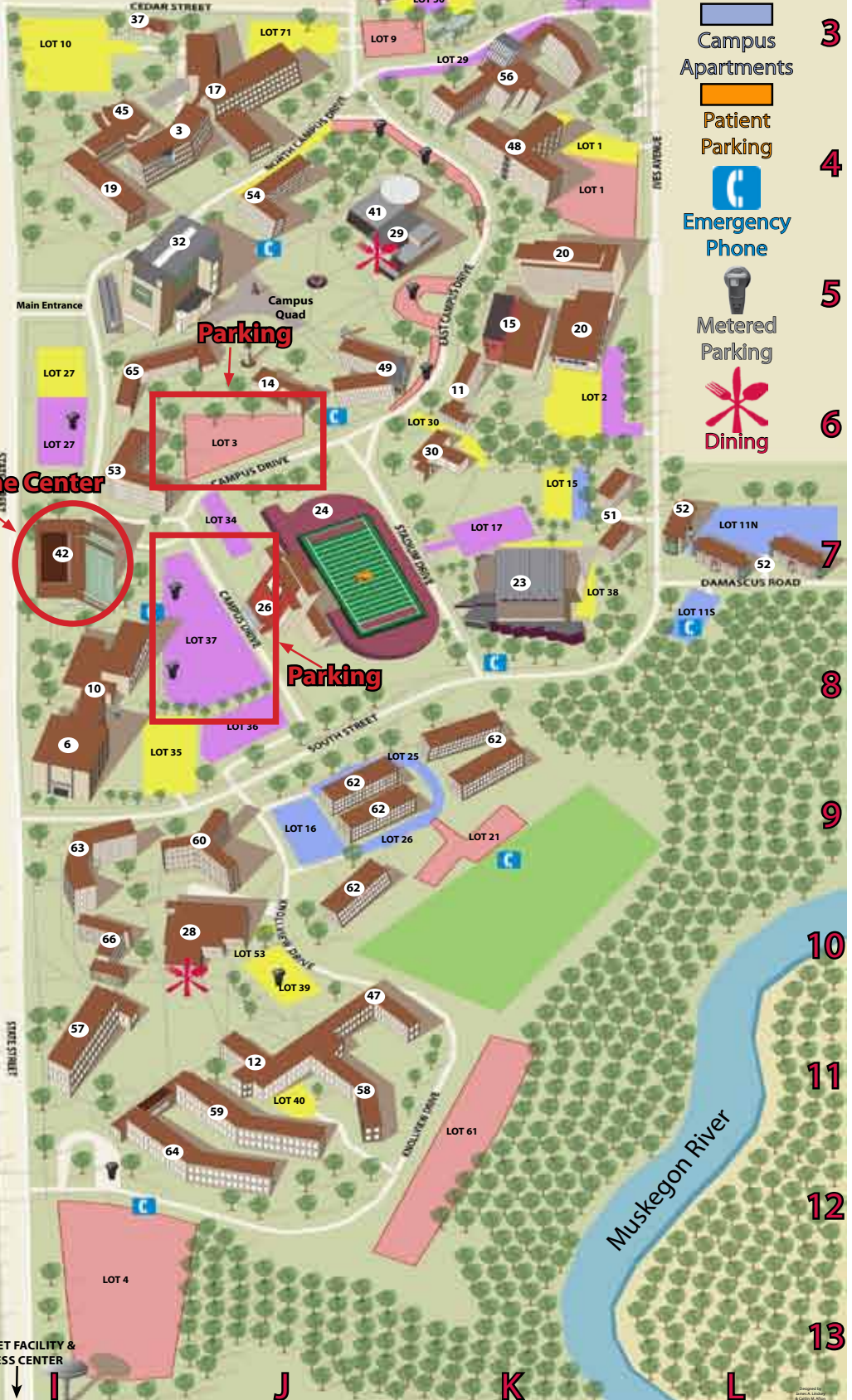
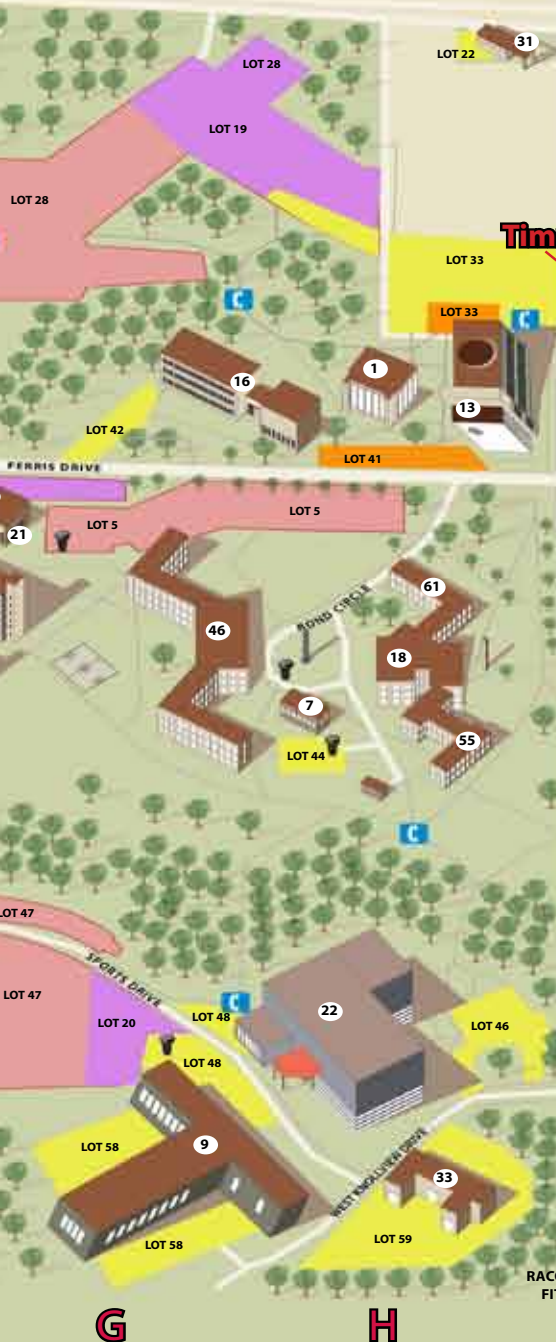


FERRIS STATE UNIVERSITY

Imagine More

Parking Key

- 1 Commuter
- 2 Faculty & Staff
- Residence Hall
- 3 Campus Apartments
- Patient Parking
- 4 Emergency Phone
- 5 Metered Parking
- 6 Dining



RACQUET FACILITY & FITNESS CENTER

G H I J K L

13



FERRIS STATE UNIVERSITY

Imagine More

