



FERRIS STATE BASKETBALL

Men's Game #26-27 Release – Northwood & Wayne State

Contact: Rob Bentley, Assistant Athletics Communications Director
Office: (231) 591-3821/2336; Home: (231) 796-1178; Cell: (231) 349-1934; Email: bentleyr@ferris.edu
www.ferris.edu/sports

UP NEXT IN BULLDOG MEN'S BASKETBALL:

Game #26

Thursday, Feb. 26 * 8 p.m. (EST)

Ferris State at Northwood

Bennett Sports Center (1,500) * Midland, Mich.

Game #27

Saturday, Feb. 28 * 3 p.m. (EST)

Ferris State at Wayne State

Matthaei Complex (2,000) * Detroit, Mich.

Media Coverage:

Live on WBRN Radio (1460 AM & 107.7 FM)

Live Audio & Video Webcasts – B2 Networks

Live Internet Statistics – <http://www.ferris.edu/sports>

Note: Links for all coverage will be available on the FSU Athletics Website at www.ferris.edu/sports (click on internet event schedule)

2008-09 Ferris State Record: 13-12, 11-9 GLIAC

BULLDOG BITES

✓**FSU BASKETBALL AT A GLANCE:** The Ferris State men's basketball team wraps up Great Lakes Intercollegiate Athletic Conference (GLIAC) regular-season play on the road this week as the Bulldogs first visit Northwood on Thursday, Feb. 26, for an 8 p.m. (EST) league tilt in Midland, Mich. Ferris then travels to Wayne State for its last regular-season contest on Saturday, Feb. 28, with tipoff set for 3 p.m. (EST) in Detroit, Mich.

✓**MEDIA COVERAGE:** Both games are slated to be carried live by WBRN (1460 AM or 107.7 FM) with Rob Bentley handling the play-by-play duties. Thursday's broadcast will be joined in progress following high school basketball coverage. A live audio/video pay-per-view webcast will be offered for both games by B2 Networks. Live internet statistics will also be available. Visit the FSU Athletics Website at www.ferris.edu/sports and click on internet event schedule for a complete list of all available links.

✓**TICKET INFO:** Tickets for both doubleheaders will be available at the door. For more information on ticket sales, please contact the NU or WSU athletics offices, respectively. To obtain ticket information for Thursday's game at Northwood, please call the NU Athletics Office at (989) 837-4381. WSU's main office number is (313) 577-4280.

✓**THE STANDINGS:** The Bulldogs currently are third in the GLIAC North Division with a 11-9 league mark and trail Lake Superior State (16-4) and Grand Valley State (13-7) in the division. Nationally top-ranked Findlay (20-0) heads the overall rankings followed by LSSU and GVSU. Hillsdale is fourth (12-8) with FSU fifth (11-9). The top eight teams overall will qualify for the GLIAC Postseason Tournament with the top four seeds earning first-round home games.

✓**THE TOURNEY:** Ferris has officially clinched its 10th GLIAC Tournament berth. The annual GLIAC Postseason Tournament will begin with four quarterfinal-round games at campus sites next Tuesday, March 3. The top remaining seed will then host the semifinals/finals Friday and Saturday, March 6-7, with the tournament winner receiving the league's automatic bid into the NCAA-II Great Lakes Regional March 14-17. FSU has advanced to the tournament nine previous times, including four years in a row prior to narrowly missing the field last year.

✓**TOURNEY SCENARIOS:** A number of possible scenarios still exist. Ferris presently sits in fifth place and owns a two-game lead over Northwood (9-11) and Michigan Tech (9-11). FSU needs either a win or a loss by both teams to secure the fifth spot. The Bulldogs would need two wins this week and two losses by Hillsdale or GVSU to move up to fourth place and host a first-round game. HC owns the tiebreaker edge over FSU, but Ferris holds the edge against GVSU. If Ferris finishes fifth, the Bulldogs would visit the number four seed in the first round, which would be either Hillsdale or Grand Valley State. HC needs a sweep and a GVSU loss or a split combined with two Laker losses in order to move past Grand Valley State.

✓**PINK WAVE WIN:** Ferris was forced to overcome adversity last week as the Bulldogs lost the GLIAC's leading scorer in sophomore forward/center Justin Keenan (Grand Rapids/Ottawa Hills) due to injury during Thursday's (Feb. 19) game versus Saginaw Valley State at FSU's Jim Wink Arena in Big Rapids, Mich. The Bulldogs, who trailed by as many as 10 points late in the first half versus SVSU, held a slim 56-55 advantage when Keenan was injured with 12:44 remaining in the "Pink Wave Night" contest. Although Keenan never returned to the game, the Bulldogs went on a 18-4 run over the next eight minutes to take control of the game and beat the Cardinals 80-69. Junior guard Josh Young (Ypsilanti) paced the Bulldogs against SVSU with a game-high 20 points in the contest. Young scored nine-straight Bulldog points in the final 1:40 of the opening half to help cut a 10-point Cardinal lead down to a single point at intermission. The Bulldogs also received 11 points from both sophomore guard Darien Gay (Detroit/Henry Ford) and junior forward Verdell Billingsley (Cleveland, Ohio/Lakewood). Gay added nine assists.

✓**SENIOR DAY SETBACK:** FSU battled GLIAC North Division champion Lake Superior State for much of the contest on Saturday (Feb. 21) despite the fact Justin Keenan did not play, but came up on the short end of a narrow 76-69 decision to LSSU in its regular-season home finale. The Bulldogs trailed by 17 points late in the first half versus the Lakers and were down by 12 at halftime. However, FSU cut the lead to a single point (62-61) with 5:02 to play before the Lakers answered with seven-straight points en route to the victory. The Bulldogs relied heavily on senior forward Jason Holder (Saginaw/Arthur Hill), who finished with a team-high 16 points and five rebounds in his final regular-season home contest at Wink Arena. Holder and fellow senior forward Mark Gildersleeve (Byron Center) were honored prior to the game as part of "Senior Day" festivities at FSU. The Bulldogs also received 15 points and seven boards from Josh Young along with 14 points and seven assists by Darien Gay. Sophomore forward Lou Williams (Muskegon Heights) totaled 10 points, seven rebounds and four blocked shots in helping fill Keenan's void.

✓**HEAD COACH BILL SALL:** A 1994 Calvin graduate, seventh-year FSU head coach Bill Sall previously held assistant coaching positions at Calvin (1992-95), Ferris State (1995-98) and Hillsdale (1998-02) prior to being named Ferris State's 11th head coach. The Jenison, Mich., native served as Ferris' interim head coach for a portion of the 1995-96 campaign and led the Bulldogs to a 5-8 mark. Before joining the coaching ranks, Sall was a standout player at Calvin from 1985-90. He twice (1989-90) received second-team National Association of Basketball Coaches Division III All-America honors and led Calvin to three Michigan Intercollegiate Athletic Conference (MIAA) championships, four NCAA-III Tournament bids and the 1990 NCAA-III Final Four. Sall has a current 105-106 (.498) career mark.

MEDIA INFORMATION

✓**B2 BROADBAND WEBCASTS:** A live broadband video and audio webcast will be available via B2 Networks for all of FSU's home games and selected road contests this season. The cost is \$6 per game and includes live video along with a radio audio feed. To access the service or obtain more info, please visit the FSU Athletics Website at www.ferris.edu/sports.

✓**LIVE INTERNET STATS:** "Live Stats" of all 2008-09 Ferris State home games will be provided in progress via the internet. Visit the site at www.ferris.edu/sports and click the "Live Stats" icon to access.

✓**GLIAC GAMES ON THE AIR:** All 22 of FSU's 2008-09 league games are tentatively slated to be carried live by local radio station WBRN (News Talk 1460 AM or 107.7 FM). FSU Assistant Athletics Communications Director Rob Bentley will once again call the play-by-play action on the road while Jason DaDay will be the on-air talent for home games. The audio from road contests can also be accessed live via the internet by clicking on the Bulldog Athletics Webcasts icon at www.ferris.edu/sports.

✓**ON THE INTERNET:** Ferris State University Athletics' official web site can be found at www.ferris.edu/sports.



FERRIS STATE UNIVERSITY

ATHLETICS COMMUNICATIONS

210 Sports Drive, SPC 001, Big Rapids, MI 49307-2031
Phone 231 591-2336/3821 FAX 231 591-3775

MORE BULLDOG NOTES

✓ **LAST SEASON:** Ferris posted a 10-19 overall record and was 5-13 in GLIAC play with nine freshmen in the program during the 2007-08 season. FSU previously advanced to the NCAA-II Tournament in both 2004-05 and 2005-06 after claiming back-to-back league titles in 2003-04 and 2004-05. The Bulldogs also reached the NCAA-II Sweet Sixteen in '04-05.

✓ **TEN MORE AGAIN:** This year marks the seventh-straight season with 10 or more victories for Ferris under seventh-year head coach **Bill Sall**. FSU tallied double-digit win totals 28-straight years from 1967 to 1995 under former head coaches Jim Wink and Tom Ludwig, but had done so only twice in the seven seasons prior to Sall's appointment in 2002.

✓ **TURN OF EVENTS:** The Bulldogs had posted only a 21-82 (.204) mark in the four seasons prior to head coach **Bill Sall's** arrival, but have since went 100-98 (.505) and claimed two divisional titles while making two NCAA-II Tournament appearances in his seven seasons at the helm. FSU won only four games (4-22) the year before Sall arrived in 2001-02. Including this year, Ferris has recorded seven consecutive seasons with 10 wins or more under Sall's direction after previously winning eight games or fewer four-straight years prior to his arrival. FSU posted its 100th victory since Sall's return in 2002 with last Thursday's triumph over Saginaw Valley State.

✓ **THE BULLDOG TRADITION:** The 2008-09 campaign marks the 81st season of Bulldog men's basketball. The program began in 1925 although Ferris did not field a team from 1942-45 due to World War II. FSU has compiled a 967-905 (.517) all-time mark. The Bulldogs have won 11 GLIAC titles, made eight NCAA Division II Tournament appearances and reached the 1988 NCAA-II Elite Eight. Ferris captured a league-record four consecutive GLIAC titles from 1986-90.

✓ **THE BULLDOG ROSTER:** Ferris' current 2008-09 roster includes three seniors, four juniors, five sophomores and three freshmen. Eight of the 15 players are guards while the remaining seven are frontcourt players. Fourteen of the 15 players on the Bulldogs' 2008-09 roster hail from Michigan.

✓ **LEAGUE LEADER:** FSU sophomore **Justin Keenan** presently ranks as the GLIAC's leading scorer this season with a 20.4 points per game average. He's also ranked second in offensive rebounds (3.4 rpg.), fourth in field goal percentage (.557) and fifth in rebounds (7.2 rpg.). Keenan's 159 made free throws and 211 attempts (.754) for all games this year both top the league charts. He's reached double-figure scoring in 23 of his 24 games and has totaled 20 points or more 14 times.

✓ **GLIAC LEADERS:** Freshman **Dontae Molden** is first in the GLIAC in assists (4.8 apg.) to date while sophomore **Darien Gay (Detroit/Henry Ford)** ranks second (4.5 apg.) Gay is also listed first in assist/turnover ratio (2.3), tied for third in steals (1.7 spg.) and fourth in three-point field goal % (.485) Junior **Josh Young** is ninth in scoring (14.3 ppg.) Ferris currently leads the GLIAC in offensive rebounds (14.3 pg.) while ranking second in scoring (77.4 ppg.), steals (8.8 pg.), assists (16.4 apg.), turnover margin (+2.32) and assist/turnover ratio (1.2).

✓ **NATIONAL STATS:** Ferris presently ranks 248th out of 270 NCAA Division II teams ranked in fouls per game this season as the Bulldogs are averaging 22.0 personal fouls per contest. FSU is listed 42nd nationally in assists, 44th in assist/turnover ratio, 48th in steals, along with 50th in turnover margin, 53rd in free throw percentage and 58th in three-point %. **Justin Keenan** ranks 24th nationally in scoring and 50th in field goal percentage with **Darien Gay** 22nd in assist/turnover ratio.

✓ **NEARING THE MARK:** FSU's **Justin Keenan** currently has 950 career points in his second-year and notched his 950th career point versus SVSU last week. He needs 50 more to become only the 26th player in school history to join the 1,000 career points club. The only player to score more than 2,000 points at FSU is all-time leading scorer Dennis Johnson with 2,312 (1969-73).

✓ **PRESEASON ALL-GLIAC:** FSU's **Justin Keenan**, who averaged 15.9 points and 6.9 rebounds per contest in his initial collegiate season a year ago, was one of five players named to the Preseason All-GLIAC North Division squad in voting by the league's member head coaches. Five players were also named to the South Division team with Findlay's Josh Bostic earning GLIAC Preseason Player of the Year laurels. Ferris was picked to finish fifth in the 2008-09 GLIAC Men's Basketball North Division Preseason Poll.

✓ **SCOUTING NORTHWOOD:** NU's currently 13-12 overall and 9-11 in GLIAC play this season. Northwood, which has split its last four games to date, is led in scoring by junior guard Chris Johnson (11.9 ppg). The Timberwolves are guided by 12th-year head coach Bob Taylor. Northwood was 11-16 overall during the 2007-08 campaign and placed tied for fifth in the GLIAC North Division with a 6-12 mark. NU is presently 8-5 overall at home this campaign and coming off a 60-55 league loss Sunday (Feb. 22) to Ashland at Quicken Loans Arena in Cleveland, Ohio.

✓ **SCOUTING WAYNE STATE:** The Warriors are led in scoring by junior guard Bryan Wright (14.0 ppg.) heading into Thursday's (Feb. 26) home game versus Grand Valley State. They are presently 10-14 overall and 8-12 in GLIAC action this season following last Saturday's (Feb. 21) 57-43 league road win at Tiffin. WSU recorded a 10-16 overall record last year and placed sixth in the GLIAC's South Division with a 4-13 ledger. The Warriors have won their last two games overall under eighth-year head coach David Greer.

✓ **SERIES INFORMATION:** Ferris holds a 46-24 advantage entering Thursday's 70th meeting with Northwood. The Bulldogs have claimed five of the last nine matchups to date, but suffered a 80-65 setback in the most recent encounter earlier this season (Jan. 24) at Big Rapids. FSU head coach **Bill Sall** owns a 7-7 mark to date versus Northwood The Bulldogs hold a 36-33 series' edge over Wayne State, but have dropped 10 of the last 13 series' games to date. FSU beat the Warriors 76-72 in overtime earlier this year (Jan. 22) at Big Rapids. Ferris snapped a nine-game series' losing streak with a 70-65 home triumph in 2006 (2/16), which was the squad's first win over WSU since 1996-97. Sall currently holds a 3-7 career coaching mark versus Wayne State.

2008-09 SEASON TRENDS

SITUATION	FSU RECORD
At home	8 - 7
On the road	5 - 5
At neutral sites	0 - 0
Shoot over 50% from floor	9 - 0
Shoot less than 50% from floor	4 - 12
Opponent shoots over 50% from floor	2 - 8
Opponent shoots less than 50%	11 - 4
Has higher shooting percentage	10 - 0
Shoot over 70% from free throw line	9 - 5
Shoot less than 70% from line	4 - 7
Opponent shoots over 70% from line	5 - 8
Opponent less than 70% from line	8 - 4
Has higher free throw percentage	7 - 5
Shoot over 30% from three-point line	12 - 6
Shoot less than 30% from 3-pt. line	1 - 6
Opponent over 30% from 3-pt. line	7 - 10
Opponent less than 30% from 3-pt. line	6 - 2
Has higher 3-pt. percentage	11 - 2
Has more assists	12 - 1
Opponent has more assists	0 - 10
Assists are equal	1 - 1
Has more turnovers	4 - 4
Opponent has more turnovers	7 - 8
Turnovers are equal	2 - 0
Has more steals	7 - 7
Opponent has more steals	4 - 3
Steals are equal	2 - 2
Has more blocks	5 - 3
Opponent has more blocks	7 - 5
Blocks are equal	1 - 4
In November	1 - 2
In December	2 - 3
In January	8 - 3
In February	2 - 4
In March	0 - 0
On Monday	2 - 1
On Tuesday	1 - 0
On Wednesday	0 - 0
On Thursday	6 - 3
On Friday	0 - 0
On Saturday	4 - 7
On Sunday	0 - 1
In afternoon games	4 - 8
In evening games	9 - 4
Against ranked teams	0 - 4
In non-conference games	2 - 3
In conference games	11 - 9
In non-conf. games vs. conf. teams	0 - 0
Attendance under 500	7 - 3
Attendance over 500	6 - 9
Has over 25 personal fouls	4 - 5
Opponent has over 25 personal fouls	2 - 1
In tournament games	0 - 0
Against in-state foes	9 - 8
Against out of state teams	4 - 4
Against teams with winning records	6 - 9
Against teams with losing records	5 - 1
Against teams with even records	2 - 2
When leading at halftime	11 - 1
When trailing at halftime	2 - 11
Three or more reach double-figures	12 - 8
In overtime game	0 - 0
Game margin is 1-5 points	2 - 1
Game margin 5-10 points	4 - 5
Game margin over 10 points	7 - 6



2008-09 FSU MEN'S BASKETBALL GAME NOTES

SERIES INFORMATION

vs. Northwood & Wayne State

Series Record vs. **Northwood**..... FSU leads 46-24
 Last Meeting..... 1/24/09; NU won 80-65 at Big Rapids, Mich.
 Last Ferris State Win..... 11/30/06; FSU won 69-63 at Midland, Mich.
 Series Note..... NU has won the last four meetings
 In The Bill Sall Head Coaching Era..... Series tied 7-7

Series Record vs. **Wayne State**..... FSU leads 36-33
 Last Meeting..... 1/22/09; FSU won 76-72 (OT) at Big Rapids, Mich.
 Last Ferris State Win..... 1/22/09; FSU won 76-72 (OT) at Big Rapids, Mich.
 Series Note..... WSU has won 10 of the last 13 meetings
 In The Bill Sall Head Coaching Era..... WSU leads 7-3



FSU's RECORD WHEN

shooting more free throws than opponent.....	6-1
outsourcing opponent from free throw line.....	7-2
shooting better than 80-percent from the line.....	3-3
shooting less than 60-percent from the line.....	0-2
out-rebounding opponent.....	11-3
having more offensive rebounds than opponent.....	8-11
recording more defensive rebounds than opponent.....	9-0
having 40 rebounds or more.....	7-1
having less than 40 total rebounds.....	5-11
giving up 40 rebounds or more.....	1-3
recording more three-point baskets than opponent.....	8-3
recording fewer three-point baskets than opponent.....	2-7
having seven three-point baskets or more.....	9-5
having less than seven three-point baskets.....	4-7
opponent has seven three-point baskets or more.....	6-8
recording more total field goals than opponent.....	10-2
recording fewer total field goals than opponent.....	2-8
recording 30 or more field goals in a contest.....	7-1
a Bulldog records a double-double.....	3-1
two Bulldogs record a double-double.....	0-0
a Bulldog records a triple-double.....	0-0
coming off of a loss.....	6-5
two Bulldogs play 30 minutes or more.....	3-5
three Bulldogs play 30 minutes or more.....	4-4
four Bulldogs play 30 minutes or more.....	1-1
two Bulldogs score in double figures.....	1-3
three Bulldogs score in double figures.....	7-5
four Bulldogs score in double figures.....	2-3
five Bulldogs score in double figures.....	2-0
six Bulldogs score in double figures.....	1-0
recording 20 turnovers or more.....	0-1
recording less than 20 turnovers.....	13-11
recording 10 steals or more.....	4-3
recording less than 10 steals.....	9-9
recording 20 assists or more.....	6-0
recording less than 20 assists.....	7-12

2008-09 MEN'S SCHEDULE

Oct. 30	CORNERSTONE †	W, 74-73
Nov. 11	CALVIN †	W, 80-66
15	at Northern Kentucky	L, 57-72
20	ST. JOSEPH'S (IND.)	L, 63-78
25	OLIVET	W, 87-76
Dec. 1	at Grand Valley State*	L, 62-72
4	at Ashland*	W, 96-91
6	at Tiffin*	W, 74-48
13	HILLSDALE*	L, 77-79
14	FINDLAY*	L, 60-83
Jan. 3	GRACE BIBLE	L, 80-86
5	KUYPER	W, 115-60
8	at Lake Superior State*	W, 86-59
10	at Saginaw Valley State*	L, 84-93
12	GRAND VALLEY STATE*	W, 74-67
15	TIFFIN*	W, 98-63
17	ASHLAND*	W, 100-74
22	WAYNE STATE*	W, 76-72 (OT)
24	NORTHWOOD*	L, 65-80
29	at Northern Michigan*	W, 87-81
31	at Michigan Tech*	W, 86-80
Feb. 5	at Hillsdale*	L, 66-79
7	at Findlay*	L, 62-85
12	MICHIGAN TECH*	L, 58-66
14	NORTHERN MICHIGAN*	W, 73-63
19	SAGINAW VALLEY STATE*	W, 80-69
21	LAKE SUPERIOR STATE*	L, 69-76
26	at Northwood*	8 p.m.
28	at Wayne State*	3 p.m.
Mar. 3	GLIAC Tournament Quarterfinals♣	TBA
6-7	GLIAC Tournament Semifinals/Finals♣	TBA
14-17	NCAA-II Regional♣	TBA
25-28	53rd annual NCAA-II Elite Eight★	TBA

All times are Eastern and subject to change
 Home games in **BOLD CAPS** and held at Wink Arena

† - GLIAC Game
 † - Exhibition

♣ - Campus Site
 ★ - Springfield, Mass.

PROBABLE STARTERS

#3	G	Dontae Molden	5-11	Fr.	Detroit, Mich.
#4	G	Darien Gay	5-10	So.	Detroit, Mich.
#24	G	Josh Young	6-2	Jr.	Ypsilanti, Mich.
#34	F	Jason Holder	6-4	Sr.	Saginaw, Mich.
#40	F	Justin Keenan	6-6	So.	Grand Rapids, Mich.

FSU HEAD COACH BILL SALL

Calvin, 1994 - Seventh Season As Head Coach*

Was FSU's Interim Head Coach In 1995-96 - Compiled 5-8 Record

Career Record.....	105-106 (.498)
Ferris State Record.....	105-106 (.498)
Best Season at FSU.....	2004-05; 24-7 overall
Record vs. the GLIAC (All Games).....	76-64 (.543)
Record in Big Rapids.....	60-31 (.659)
Record On The Road.....	38-63 (.376)
Record on Neutral Floors.....	6-11 (.353)
Record In Games Decided By Five Points Or Less.....	34-25 (.576)
Record In Games Decided Between Five and 10 Points.....	21-26 (.447)
Record In Games Decided By More Than 10 Points.....	50-55 (.476)
Record In Overtime Games.....	4-3 (.571)





FERRIS STATE ROSTER



2 Bryan Pasciak

So., Guard
Rockford, Mich.



3 Dontae Molden

Fr., Guard
Detroit, Mich.



4 Darien Gay

So., Guard
Detroit, Mich.



5 Matt DeHart

So., Guard
Greenville, Mich.



10 Austin Randel

Jr., Guard/Forward
Lake City, Mich.



21 Lou Williams

So., Guard/Forward
Muskegon Hts., Mich.



24 Josh Young

Jr., Guard
Ypsilanti, Mich.



31 Jon Yeazel

Sr., Guard
Middleville, Mich.



32 Max Gover

Fr., Guard/Forward
Lansing, Mich.



33 Verdell Billingsley

Jr., Forward
Cleveland, Ohio



34 Jason Holder

Sr., Forward
Saginaw, Mich.



40 Justin Keenan

So., Forward/Center
Grand Rapids, Mich.



42 Mark Gildersleeve

Sr., Forward
Byron Center, Mich.



50 Rob McPhillips

Jr., Forward
Midland, Mich.



54 Jim Boylan

RFr., Center
Grayling, Mich.




HC Bill Sall

Head Coach
Seventh Season



AC Cory Anderson

Assistant Coach
10th Season



MEN'S BASKETBALL ROSTER

ALPHABETICAL ROSTER

No.	Name	Pos.	Yr.	Ht.	Wt.	Exp.	Hometown/High School (College)
#2	Bryan Pasciak	G	So.	6-1	190	1L	Rockford, Mich.
#3	Dontae Molden	G	Fr.	5-11	180	HS	Detroit, Mich./Pershing
#4	Darien Gay	G	So.	5-10	160	1L	Detroit, Mich./Henry Ford
#5	Matt DeHart	G	So.	6-3	185	1L	Greenville, Mich.
#10	Austin Randel	G/F	Jr.	6-4	200	T	Lake City, Mich./McBain (North Greenville)
#21	Lou Williams	G/F	So.	6-6	200	1L	Muskegon Heights, Mich.
#24	Josh Young	G	Jr.	6-2	190	T	Ypsilanti, Mich. (Kellogg CC)
#31	Jon Yeazel ✱	G	Sr.	6-2	205	T	Middleville, Mich./Thomapple-Kellogg (Central Michigan)
#32	Max Gover	G/F	Fr.	6-4	200	HS	Lansing, Mich./Catholic Central
#33	Verdell Billingsley	F	Jr.	6-6	220	T	Cleveland, Ohio/Lakewood (Owens CC)
#34	Jason Holder	F	Sr.	6-4	205	2L	Saginaw, Mich./Arthur Hill (Cleveland State)
#40	Justin Keenan	F/C	So.	6-6	240	1L	Grand Rapids, Mich./Ottawa Hills
#42	Mark Gildersleeve	F	Sr.	6-5	210	3L	Byron Center, Mich.
#50	Rob McPhillips	F	Jr.	6-5	200	T	Midland, Mich. (Delta CC)
#54	Jim Boylan	C	RFr.	6-10	250	RS	Grayling, Mich.

No.	Name
33	Verdell Billingsley
54	Jim Boylan
5	Matt DeHart
4	Darien Gay
42	Mark Gildersleeve
32	Max Gover
34	Jason Holder
40	Justin Keenan
50	Rob McPhillips
3	Dontae Molden
2	Bryan Pasciak
10	Austin Randel
21	Lou Williams
31	Jon Yeazel
24	Josh Young

Head Coach: Bill Sall, seventh year (Calvin, 1994)
Assistant Coach: Cory Anderson, tenth year (Ferris State, 1999)
Volunteer Assistant Coaches: Bill Killian, Dave Schlump, Andy Bronkema
Athletics Trainer (Basketball): Joe Fox, ATC

HS - High School T - Transfer L - Letters Earned RS - Redshirted Last Season
 ✱ - Will Redshirt This Season



FERRIS STATE UNIVERSITY

2008-09 MEN'S BASKETBALL ROSTER

No.	Name	Pos.	Yr.	Ht.	Wt.	Exp.	Hometown/High School (College)
#2	Bryan Pasciak	G	So.	6-1	190	1L	Rockford, Mich.
#3	Dontae Molden	G	Fr.	5-11	180	HS	Detroit, Mich./Pershing
#4	Darien Gay	G	So.	5-10	160	1L	Detroit, Mich./Henry Ford
#5	Matt DeHart	G	So.	6-3	185	1L	Greenville, Mich.
#10	Austin Randel	G/F	Jr.	6-4	200	T	Lake City, Mich./McBain (North Greenville)
#21	Lou Williams	G/F	So.	6-6	200	1L	Muskegon Heights, Mich.
#24	Josh Young	G	Jr.	6-2	190	T	Ypsilanti, Mich. (Kellogg CC)
#31	Jon Yeazel ✕	G	Sr.	6-2	205	T	Middleville, Mich./Thomapple-Kellogg (Central Michigan)
#32	Max Gover	G/F	Fr.	6-4	200	HS	Lansing, Mich./Catholic Central
#33	Verdell Billingsley	F	Jr.	6-6	220	T	Cleveland, Ohio/Lakewood (Owens CC)
#34	Jason Holder	F	Sr.	6-4	205	2L	Saginaw, Mich./Arthur Hill (Cleveland State)
#40	Justin Keenan	F/C	So.	6-6	240	1L	Grand Rapids, Mich./Ottawa Hills
#42	Mark Gildersleeve	F	Sr.	6-5	210	3L	Byron Center, Mich.
#50	Rob McPhillips	F	Jr.	6-5	200	T	Midland, Mich. (Delta CC)
#54	Jim Boylan	C	RFr.	6-10	250	RS	Grayling, Mich.

Head Coach: Bill Sall, seventh year (Calvin, 1994)

Assistant Coach: Cory Anderson, tenth year (Ferris State, 1999)

Volunteer Assistant Coaches: Bill Killian, Dave Schlump, Andy Bronkema

HS – High School

T – Transfer

(C) – Denotes Captains

L – Letters Earned

RS – Redshirted Last Season

✕ – Will Redshirt This Season



2008-09 Ferris State Men's Basketball Schedule

Note: Schedule is subject to change

All times are Eastern

Date	Opponent	Location	Time
Oct. 30	CORNERSTONE (Exhibition)	BIG RAPIDS, MICH.	5 P.M.
Nov. 11	CALVIN (Exhibition)	BIG RAPIDS, MICH.	8 P.M.
Nov. 15	at Northern Kentucky	Highland Heights, Ky.	1 p.m.
Nov. 20	ST. JOSEPH'S (IND.)	BIG RAPIDS, MICH.	7:30 P.M.
Nov. 25	OLIVET	BIG RAPIDS, MICH.	7:30 P.M.
Dec. 1	at Grand Valley State*	Allendale, Mich.	8 p.m.
Dec. 4	at Ashland*	Ashland, Ohio	7:30 p.m.
Dec. 6	at Tiffin*	Tiffin, Ohio	3 p.m.
Dec. 13	HILLSDALE*	BIG RAPIDS, MICH.	3 P.M.
Dec. 14	FINDLAY*	BIG RAPIDS, MICH.	4 P.M.
Jan. 3	GRACE BIBLE	BIG RAPIDS, MICH.	3 P.M.
Jan. 5	KUYPER	BIG RAPIDS, MICH.	7:30 P.M.
Jan. 8	at Lake Superior State*	Sault Ste. Marie, Mich.	7:30 p.m.
Jan. 10	at Saginaw Valley State*	Univ. Center, Mich.	3 p.m.
Jan. 12	GRAND VALLEY STATE*	BIG RAPIDS, MICH.	8 P.M.
Jan. 15	TIFFIN*	BIG RAPIDS, MICH.	8 P.M.
Jan. 17	ASHLAND*	BIG RAPIDS, MICH.	2 P.M.
Jan. 22	WAYNE STATE*	BIG RAPIDS, MICH.	8 P.M.
Jan. 24	NORTHWOOD*	BIG RAPIDS, MICH.	3 P.M.
Jan. 29	at Northern Michigan*	Marquette, Mich.	7:30 p.m.
Jan. 31	at Michigan Tech*	Houghton, Mich.	3 p.m.
Feb. 5	at Hillsdale*	Hillsdale, Mich.	8 p.m.
Feb. 7	at Findlay*	Findlay, Ohio	3 p.m.
Feb. 12	MICHIGAN TECH*	BIG RAPIDS, MICH.	8 P.M.
Feb. 14	NORTHERN MICHIGAN*	BIG RAPIDS, MICH.	3 P.M.
Feb. 19	SAGINAW VALLEY STATE*	BIG RAPIDS, MICH.	8 P.M.
Feb. 21	LAKE SUPERIOR STATE*	BIG RAPIDS, MICH.	3 P.M.
Feb. 26	at Northwood*	Midland, Mich.	8 p.m.
Feb. 28	at Wayne State*	Detroit, Mich.	3 p.m.
March 3	GLIAC Tournament Quarterfinals	Campus Site TBA	TBA
March 6	GLIAC Tournament Semifinals	Campus Site TBA	TBA
March 7	GLIAC Tournament Championship	Campus Site TBA	TBA
March 14-15 & 17	NCAA-II Regional	Campus Site TBA	TBA
March 25-26 & 28	53rd annual NCAA-II Elite Eight #	Springfield, Mass.	TBA

All times are Eastern

Times & Dates are subject to change

HOME GAMES IN BOLD CAPS

* Great Lakes Intercollegiate Athletic Conference Games

NCAA-II Elite Eight (MassMutual Center - Hosted by American International & Naismith Memorial Hall of Fame)

[BACK](#)

NORTH DIVISION STANDINGS

	CONFERENCE					OVERALL						
	GP	RECORD	WIN %	PF	PA	GP	RECORD	WIN %	PF	PA	LAST 10	STREAK
Lake Superior St.	20	16-4	0.800	1476	1338	25	19-6	0.760	1875	1687	9-1	Won 7
Grand Valley St.	20	13-7	0.650	1406	1284	25	18-7	0.720	1786	1578	7-3	Won 1
Ferris St.	20	11-9	0.550	1533	1480	25	13-12	0.520	1935	1852	5-5	Lost 1
Michigan Tech	20	9-11	0.450	1304	1297	25	12-13	0.480	1637	1602	3-7	Lost 3
Saginaw Valley	20	7-13	0.350	1363	1479	24	7-17	0.292	1636	1799	4-6	Lost 2
Northern Mich.	20	6-14	0.300	1329	1418	25	11-14	0.440	1722	1686	2-8	Lost 4

[\[Printer Friendly\]](#)

SOUTH DIVISION STANDINGS

	CONFERENCE					OVERALL						
	GP	RECORD	WIN %	PF	PA	GP	RECORD	WIN %	PF	PA	LAST 10	STREAK
Findlay	20	20-0	1.000	1605	1177	25	25-0	1.000	2021	1500	10-0	Won 25
Hillsdale	20	12-8	0.600	1371	1322	24	14-10	0.583	1637	1604	8-2	Won 2
Northwood (Mich.)	20	9-11	0.450	1242	1314	25	13-12	0.520	1656	1621	4-6	Lost 1
Ashland	20	8-12	0.400	1449	1510	24	10-14	0.417	1796	1840	3-7	Won 1
Wayne St. (Mich.)	20	8-12	0.400	1285	1287	24	10-14	0.417	1549	1543	4-6	Won 2
Tiffin	20	1-19	0.050	1142	1599	25	2-23	0.080	1482	2028	1-9	Lost 6

[\[Printer Friendly\]](#)

OVERALL STANDINGS

	CONFERENCE					OVERALL						
	GP	RECORD	WIN %	PF	PA	GP	RECORD	WIN %	PF	PA	LAST 10	STREAK
Findlay	20	20-0	1.000	1605	1177	25	25-0	1.000	2021	1500	10-0	Won 25
Lake Superior St.	20	16-4	0.800	1476	1338	25	19-6	0.760	1875	1687	9-1	Won 7
Grand Valley St.	20	13-7	0.650	1406	1284	25	18-7	0.720	1786	1578	7-3	Won 1
Hillsdale	20	12-8	0.600	1371	1322	24	14-10	0.583	1637	1604	8-2	Won 2
Ferris St.	20	11-9	0.550	1533	1480	25	13-12	0.520	1935	1852	5-5	Lost 1
Northwood (Mich.)	20	9-11	0.450	1242	1314	25	13-12	0.520	1656	1621	4-6	Lost 1
Michigan Tech	20	9-11	0.450	1304	1297	25	12-13	0.480	1637	1602	3-7	Lost 3
Ashland	20	8-12	0.400	1449	1510	24	10-14	0.417	1796	1840	3-7	Won 1
Wayne St. (Mich.)	20	8-12	0.400	1285	1287	24	10-14	0.417	1549	1543	4-6	Won 2
Saginaw Valley	20	7-13	0.350	1363	1479	24	7-17	0.292	1636	1799	4-6	Lost 2
Northern Mich.	20	6-14	0.300	1329	1418	25	11-14	0.440	1722	1686	2-8	Lost 4
Tiffin	20	1-19	0.050	1142	1599	25	2-23	0.080	1482	2028	1-9	Lost 6

BULLDOG BASKETBALL RECORDS

TEAM RECORDS — GAME

Most Points — 126 vs. Hillsdale, 1/9/88 (W 126-77)
Most Points, Half — 73 vs. Kentucky St., 12/15/88 (73-63 – W 124-97)
Most Points, Losing Game — 122 vs. UW-Parkside, 11/23/87 (L 127-122 – 2 OT)
Most Points, Both Teams — 249 vs. UW-Parkside, 11/23/87 (L 127-122 – 2 OT)
Most Points Allowed — 127 vs. UW-Parkside, 11/23/87 (L 127-122 – 2 OT)
Largest Margin of Victory — 61 vs. Lawrence Tech, 1/27/65 (91-30); vs. Western Ontario, 11/27/73 (112-51)
Largest Margin of Defeat — 56 vs. Western Michigan, 12/46 (81-25)
Field Goals Made — 53 (53-90) vs. Hillsdale, 1/9/88
Field Goal Attempts — 113 (49-113) vs. Urbana (Ohio), 12/20/71
Best Field Goal Percentage — .726 (45-62) vs. Urbana (Ohio), 12/4/92
Most Free Throws Made — 44 (44-62) vs. Grand Valley State, 1/11/92
Most Free Throw Attempts — 62 (44-62) vs. Grand Valley State, 1/11/92
Best Free Throw Percentage — 1.000 (18-18) vs. Calvin, 11/26/02; .957 (22-23) vs. Northern Michigan, 1/9/78
Most 3-Pt. Field Goals Made — 16 (16-24) vs. Indianapolis, 12/21/04
Most 3-Pt. Field Goal Attempts — 33 (11-33) vs. Calvin, 12/7/88
Best 3-Pt. Field Goal Pct. (min. 10 atts.) — .900 (9-10) vs. Michigan Tech, 2/11/89
Most Rebounds — 71 vs. St. Procopius, 1/18/69
Most Assists — 38 vs. Hillsdale, 1/9/88
Most Blocked Shots — 11 vs. Grand Valley State, 1/22/01
Most Steals — 23 vs. Kuyper, 1/5/09

TEAM RECORDS — SEASON

Most Points — 2,869, 1987-88 (30 games)
Highest Scoring Average — 95.6, 1987-88 (2,869 pts/30 games)
Best Defensive Average — 62.0, 1981-82 (1,613 pts/26 games)
Most Wins — 26, 1972-73 (30 games)
Best Winning Percentage — .885, 1961-62 (23-3)
Longest Winning Streak — 18, 1/3/89-3/4/89
Field Goals Made — 1,090 (1090-2188), 1987-88
Best Field Goal Percentage — .523 (797-1525), 1978-79 (26 games)
Best Defense Field Goal Percentage — .381 (666-1749), 1961-62 (26 games)
Most Free Throws Made — 543, 1987-88 (748 attempts)
Best Free Throw Percentage — .765 (432-565), 2004-05 (31 games)
Most 3-Pt. Field Goals Made — 258, 2004-05 (644 att., 31 games)
Most 3-Pt. Field Goal Attempts — 644, 2004-05 (258 made, 31 games)
Best 3-Pt. Field Goal Percentage — .452 (42-93), 1982-83 (29 games)
Most Rebounds — 1,513, 1970-71 (28 games)
Most Assists — 599, 1987-88 (30 games)
Most Blocked Shots — 141, 1988-89 (30 games)
Most Steals — 374, 2004-05 (31 games)
Most Games — 33, 1997-98 (21-12)

INDIVIDUAL RECORDS — GAME

Most Points — 51, Jesse Mangham vs. Adrian, 1/30/69
Most Field Goals Made — 22, Bernie Kilpatrick vs. Aquinas, 1/13/65; Dennis Johnson vs. Urbana (Ohio), 12/20/71
Best Field Goal Percentage — 1.000 (13-13), Mike Johnson vs. Spring Arbor, 12/16/89
Most Free Throws Made — 18, Joe Blankenship vs. Grand Valley State, 1/11/92 (24 atts.)
Best Free Throw Percentage — 1.000 (13-13), Rick Baillergeon vs. Oakland, 1/26/80
Most 3-Pt. Field Goals Made — 9, Leon Larthridge vs. Quincy, 3/2/91
Best 3-Pt. Field Goal Pct. (min. 5 made) — 1.000 (6-6) Carlton Epps at Lake Superior State, 2/14/04
Most Rebounds — 25, Greg McGowan vs. Mercy, 12/13/74
Most Assists — 14, Tim Herman vs. Northwood, 1/16/78
Most Blocked Shots — 7, Dave Swilley vs. Grand Valley State, 1/9/82; Adam Anderson vs. Grand Valley State, 1/22/01
Most Steals — 8, Joe Blankenship vs. Northern Michigan, 12/10/92; Brian Monahan vs. Grace Bible, 12/18/99; Carlton Epps vs. Lake Superior State, 2/10/05


INDIVIDUAL RECORDS — SEASON

Most Points — 698, Dennis Johnson, 1971-72
Best Scoring Average — 30.0, Jesse Mangham, 1968-69
Most Field Goals Made — 279, Dennis Johnson, 1971-72 (485 attempts)
Best Field Goal Percentage (min. 100 att.) — .634 (154-243), Day Day Smith, 1997-98
Most Free Throws Made — 179 (276 att.), Adam Anderson, 2000-01
Best Free Throw Percentage (min. 50 att.) — .883 (98-111), Carlton Epps, 2004-05
Most 3-Pt. Field Goals Made — 102, Carlton Epps, 2004-05
Best 3-Pt. Field Goal Pct. (min. 50 att.) — .509 (54-106), Charlie Ballmer, 1995-96
Most Rebounds — 373, Gerald Woodberry, 1986-87
Best Rebounding Average — 12.9, Gerald Woodberry, 1986-87 (373/29 games)
Most Assists — 213, Dennis Springs, 2004-05
Most Blocked Shots — 50, Adam Anderson, 2000-01
Most Steals — 95, Carlton Epps, 2004-05

INDIVIDUAL RECORDS — CAREER

Most Points — 2,312, Dennis Johnson, 1969-73
Best Scoring Average — 22.4, Dennis Johnson, 1969-73
Most Field Goals Made — 892, Dennis Johnson, 1969-73 (1,632 atts.)
Best Field Goal Percentage (min. 200 att.) — .607 (559-921), Marcus Kennedy, 1986-89
Most Free Throws Made — 528, Dennis Johnson, 1969-73 (700 att.)
Best Free Throw Percentage (min. 100 att.) — .845 (87-103), Julius Vines, 2005-07
Most 3-Pt. Field Goals Made — 240, Carlton Epps, 2001-05
Best 3-Pt. Field Goal Pct. (min. 100 atts.) — .470 (78-166), Charlie Ballmer, 1995-97
Most Rebounds — 1,156, Dennis Johnson, 1969-73
Best Rebounding Average — 11.6, Gerald Woodberry, 1985-87 (650/56 games)
Most Assists — 713, Dennis Springs, 2002-06
Most Consecutive Free Throws — 20, Aaron Nauta, 11/13/98-1/2/99; Rick Baillergeon, 1/23/80-1/28/80; Dannie Hayes, 12/11/93-1/8/94
Most Blocked Shots — 142, Adam Anderson, 1998-03
Most Steals — 270, Carlton Epps, 2001-05





YEAR-BY-YEAR BULLDOG RECORDS



YEAR-BY-YEAR RECORD

Year	Record	GLIAC Record	Finish	Coach	Year	Record	GLIAC Record	Finish	Coach
1925-26	6-6	-	-	Hein	1989-90	18-11☆	14-2	1st	Ludwig
1926-27	7-13	-	-	Hein	1990-91	16-11	11-5	2nd	Ludwig
1927-28	5-10	-	-	McElwain	1991-92	12-13	7-9	T-6th	Ludwig
1928-29	13-6	-	-	McElwain	1992-93	16-11	10-6	2nd	Ludwig
1929-30	12-5	-	-	McElwain	1993-94	14-13	12-6	T-2nd	Ludwig
1930-31	12-5	-	-	McElwain	1994-95	16-9	13-5	1st	Ludwig
1931-32	17-4	-	-	McElwain	1995-96	6-20	3-15	12th	Ludwig-Sall*
1932-33	10-7	-	-	McElwain	1996-97	14-12	10-8	4th (North)	Wilson
1933-34	10-9	-	-	McElwain	1997-98	21-12☆	10-8	4th (North)⊕	Wilson
1934-35	5-14	-	-	McElwain	1998-99	4-21	3-16	T-6th (North)	Wilson
1935-36	7-9	-	-	McElwain	1999-00	5-21	3-16	7th (North)	Wilson
1936-37	8-12	-	-	McElwain	2000-01	8-18	5-13	T-5th (North)	Wilson
1937-38	7-15	-	-	McElwain	2001-02	4-22	1-17	7th (North)	Wilson
1938-39	1-16	-	-	McElwain	2002-03	11-15	7-11	T-4th (North)	Sall
1939-40	2-15	-	-	McElwain	2003-04	14-14	14-4	1st (North)	Sall
1940-41	5-11	-	-	Money	2004-05	24-7☆	13-5	1st (North)	Sall
1941-42	6-10	-	-	Money	2005-06	18-13☆	13-5	T-2nd (North)	Sall
1942-45	No Team Due to World War II				2006-07	10-18	8-10	T-3rd (North)	Sall
1945-46	6-6	-	-	Rankin	2007-08	10-19	5-13	7th (North)	Sall
1946-47	5-18	-	-	Sherman	2008-09	13-12	11-9		
1947-48	4-16	-	-	Sherman	Totals	967-905	340-245		
1948-49	7-11	-	-	Sherman					
1949-50	5-10	-	-	Sherman					
1950-51	9-11	-	-	Sherman					
1951-52	3-17	-	-	Sherman					
1952-53	5-12	-	-	Sherman					
1953-54	7-11	-	-	Ketchman					
1954-55	8-11	-	-	Ketchman					
1955-56	4-14	-	-	Smith					
1956-57	7-14	-	-	Smith					
1957-58	5-13	-	-	Smith					
1958-59	0-19	-	-	Smith					
1959-60	15-6	-	-	Wink					
1960-61	17-5	-	-	Wink					
1961-62	23-3	-	-	Wink					
1962-63	17-7	-	-	Wink					
1963-64	19-4	-	-	Wink					
1964-65	16-6	-	-	Wink					
1965-66	5-14	-	-	Wink					
1966-67	3-18	-	-	Wink					
1967-68	10-12	-	-	Wink					
1968-69	12-10	-	-	Wink					
1969-70	17-7	-	-	Wink					
1970-71	20-8	-	-	Wink					
1971-72	17-9	-	-	Wink					
1972-73	26-4	6-1	1st	Wink					
1973-74	21-6	6-2	1st	Wink					
1974-75	22-5	8-2	2nd	Wink					
1975-76	12-16	4-10	6th	Wink					
1976-77	19-8	12-4	2nd	Wink					
1977-78	13-11	8-8	5th	Wink					
1978-79	17-9	9-5	3rd	Wink					
1979-80	13-13	6-8	T-5th	Ludwig*					
1980-81	16-11	9-3	T-2nd	Wink-Ludwig*					
1981-82	20-6	14-2	1st	Ludwig					
1982-83	20-9☆	13-3	T-1st	Ludwig					
1983-84	14-14	9-7	T-4th	Ludwig					
1984-85	14-13	8-8	T-3rd	Ludwig					
1985-86	18-9	12-4	2nd	Ludwig					
1986-87	20-9☆	13-3	T-1st	Ludwig					
1987-88	25-5☆	14-2	1st	Ludwig					
1988-89	24-6☆	16-0	1st	Ludwig					

☆ – Qualified for NCAA Division II Tournament

⊕ – GLIAC Tournament Champions

* – Interim coach

FERRIS STATE ALL-TIME COACHING RECORDS

Name	Years	Games	Won	Lost	Pct.
Wallie Hein (1925-27)	2	32	13	19	.406
Bill McElwain (1927-40)	13	236	109	127	.462
C.V. Money (1940-42)	2	32	11	21	.344
Don Rankin (1945-46)	1	12	6	6	.500
Bob Sherman (1946-53)	7	133	38	95	.286
Sam Ketchman (1953-55)	2	37	15	22	.405
Chuck Smith (1955-59)	4	76	16	60	.211
Jim Wink (1959-81)	21	516	337	179	.653
Tom Ludwig (1981-96)	16	438	266	172	.607
Bill Sall (1995-96)*	1	13	5	8	.385
Edgar Wilson (1996-02)	6	162	56	106	.346
Bill Sall (2002-08)	7	198	100	98	.505

*Served As Interim Head Coach



INDIVIDUAL CAREER LEADERS

POINTS

2,312	Dennis Johnson	1969-73
1,962	Jesse Mangham	1966-72
1,910	Clarence Carlisle	1969-73
1,846	Dannie Hayes	1991-95
1,839	Bernie Kilpatrick	1961-65
1,713	Jarvis Walker	1985-89
1,597	Adam Anderson	1998-03
1,544	Carlton Epps	2001-05
1,504	Dennis Springs	2002-06
1,450	Marcus Kennedy	1986-89
1,437	Lewis Garner	1971-75
1,380	Mike Bohnet	1959-62
1,377	David Tuck	1986-90
1,370	Art Tetzlaff	1967-71
1,296	Ty Miller	1990-94
1,239	Zarie Phillips	1993-98
1,177	Ray Waits	1996-99
1,176	Richard Legreair	1985-89
1,161	Ted Bee	1973-77
1,159	Terrance Shaw	2003-07
1,098	Mike Gillespie	1979-83
1,082	Craig Chappell	1984-88
1,073	Toy Palmer	1959-62
1,018	Rudy Ransom	1962-65
1,004	Gerald Busby	1980-83

REBOUNDS

1,156	Dennis Johnson	1969-73
999	Bernie Kilpatrick	1961-65
763	Art Tetzlaff	1967-71
750	Ted Bee	1973-77
724	Jesse Mangham	1966-72
693	Jarvis Walker	1985-89
676	Marcus Kennedy	1986-89
650	Gerald Woodberry	1985-87
641	Terrance Shaw	2003-07
616	Adam Anderson	1998-03
606	Mike Bohnet	1959-62
594	Toy Palmer	1959-62
587	Ray Waits	1996-99
561	Michael Daniels	2003-07
551	Dannie Hayes	1991-95
531	Larry Woodford	1970-73
528	Jeffery Shanahan	2002-06
520	Charles Fuller	1969-73
495	Rudy Ransom	1962-65
490	Kevin Oldenberg	1991-93
476	Mark Leighton	1980-82

FIELD GOALS

892	Dennis Johnson	1969-73
784	Clarence Carlisle	1969-73
752	Bernie Kilpatrick	1961-65
739	Jesse Mangham	1966-72
670	Jarvis Walker	1985-89
636	Dannie Hayes	1991-95
635	Lewis Garner	1971-75
567	Art Tetzlaff	1967-71
559	Marcus Kennedy	1986-89
555	Adam Anderson	1998-03

FIELD GOAL PCT.

.607 (559-921)	Marcus Kennedy	1986-89
.590 (265-449)	Day Day Smith	1996-98
.577 (273-473)	Kevin Oldenberg	1991-93
.565 (205-363)	Mark Leighton	1980-82
.564 (230-408)	Rafeal Peterson	1993-95
.555 (136-245)	Dennis Bale	1973-75
.549 (310-565)	Justin Keenan	2007-
.548 (404-737)	Bob Fowler	1976-79
.547 (892-1,632)	Dennis Johnson	1969-73
.546 (377-391)	Ed Howell	1978-80

(min. 200 attempts)

THREE-POINT FG

240	Carlton Epps	2001-05
166	Aaron Nauta	1996-00
162	Dennis Springs	2002-06
160	Willie Thomas	2002-04
149	Corey Epps	2001-05
143	Joe Blankenship	1991-93
135	David Tuck	1986-90
129	Dannie Hayes	1991-95
123	Leon Larthridge	1989-91
116	Randy Prince	1994-96
109	Jessie York	2005-07

THREE-POINT FG PCT.

.470 (78-166)	Charlie Balmer	1995-97
.458 (65-142)	Nick Smith	1995-97
.429 (75-175)	Darien Gay	2007-
.428 (83-194)	Craig Chappell	1986-88
.426 (240-563)	Carlton Epps	2001-05
.426 (49-118)	Chris Smith	1990-91
.404 (116-287)	Randy Prince	1994-96
.396 (105-265)	Ty Miller	1990-94
.395 (45-114)	Rafeal Peterson	1993-95
.392 (123-314)	Leon Larthridge	1989-91

(min. 100 attempts)

FREE THROWS

528	Dennis Johnson	1969-73
484	Jesse Mangham	1966-72
482	Adam Anderson	1998-03
455	Ty Miller	1990-94
445	Dannie Hayes	1991-95
342	Clarence Carlisle	1969-73
338	Jarvis Walker	1985-89
335	Bernie Kilpatrick	1961-65
332	Marcus Kennedy	1986-89
326	Justin Keenan	2007-

FREE THROW PCT.

.845 (87-103)	Julius Vines	2005-07
.824 (145-176)	Rick Baillergeon	1978-81
.820 (210-256)	Carlton Epps	2001-05
.803 (228-284)	Mike Gray	1966-70
.789 (172-218)	Bob Fowler	1976-79
.788 (216-271)	David Tuck	1986-90
.780 (117-150)	Tim Coletta	1973-77
.780 (142-182)	Lewis Garner	1972-75
.777 (234-301)	Dennis Springs	2002-06
.776 (104-134)	Delaine Rimmer	1982-85

(min. 100 attempts)

ASSISTS*

713	Dennis Springs	2002-06
532	Jarvis Walker	1985-89
463	Ty Miller	1990-94
445	Tim Herman	1975-79
329	Jeff Byrd	1987-90
300	Mike Gillespie	1979-83
295	Randy Ross	1977-80
273	Kurt Stevens	1982-86
263	Lewis Garner	1972-75
250	Carlton Epps	2001-05
248	Ted Bee	1973-77
234	James Mungler	1971-74

*Team began recording assists in 1971-72

Returning Players in **Bold**

STEALS*

270	Carlton Epps	2001-05
227	Ty Miller	1990-94
226	Dennis Springs	2002-06
202	Jarvis Walker	1985-89
176	Corey Epps	2001-05
157	Richard Legreair	1985-89
149	Zarie Phillips	1993-98
125	Dannie Hayes	1991-95
116	Jeffery Shanahan	2002-06
112	Day Day Smith	1996-98


*Team began recording steals in 1986-87

BLOCKS*

142	Adam Anderson	1998-03
116	Terrance Shaw	2003-07
88	Marcus Kennedy	1986-89
72	Greg Hibbitts	1988-90
60	Lou Williams	2007-
60	Michael Daniels	2003-07
59	Day Day Smith	1996-98
53	Carlton Epps	2001-05
48	Jeffery Shanahan	2002-06
43	James Hudson	1989-92

*Team began recording blocks in 1986-87



**INDIVIDUAL SINGLE-SEASON LEADERS****POINTS**

698	Dennis Johnson	1971-72
660	Jesse Mangham	1968-69
650	Ray Waits	1997-98
632	Dennis Johnson	1972-73
609	Dennis Johnson	1970-71
602	Carlton Epps	2004-05
596	Marcus Kennedy	1987-88
577	Dannie Hayes	1993-94
568	Marcus Kennedy	1988-89
557	Clarence Carlisle	1970-71
555	Adam Anderson	2000-01

THREE-POINT FG

102	Carlton Epps	2004-05
91	Willie Thomas	2003-04
72	Carlton Epps	2003-04
	Joe Blankenship	1992-93
71	Joe Blankenship	1991-92
69	Willie Thomas	2002-03
66	Marcus Wallace	2001-02
65	Leon Larthridge	1990-91
63	Antwan Holt	2005-06
62	Dennis Springs	2005-06
60	Randy Prince	1994-95

BLOCKS*

50	Adam Anderson	2000-01
45	Terrance Shaw	2006-07
41	Lou Williams	2007-08
	Day Day Smith	1997-98
	Marcus Kennedy	1988-89
40	Adam Anderson	2002-03
	Greg Hibbitts	1989-90
33	Marcus Kennedy	1987-88
32	Greg Hibbitts	1988-89
28	Terrance Shaw	2004-05
	Adam Anderson	1999-00
26	Johnathan Bowers	2000-01

*Team began recording blocks in 1986-87

REBOUNDS

373	Gerald Woodberry	1986-87
355	Dennis Johnson	1970-71
286	Mike Bohnet	1961-62
285	Dennis Johnson	1971-72
283	Ray Waits	1997-98
277	Gerald Woodberry	1985-86
276	Marcus Kennedy	1987-88
266	Dennis Johnson	1972-73
265	Kevin Oldenberg	1992-93
	Bernard Kilpatrick	1962-63

THREE-POINT FG PCT.

.509 (54-106)	Charlie Ballmer	1995-96
.503 (72-143)	Carlton Epps	2003-04
.500 (32-64)	Ty Miller	1992-93
.500 (27-54)	Jarvis Walker	1988-89
.486 (52-107)	Craig Chappell	1987-88
.485 (50-103)	Darien Gay	2008-09
.483 (43-89)	Nick Smith	1995-96
.443 (102-230)	Carlton Epps	2004-05
.443 (27-61)	Antwan Holt	2004-05
.439 (29-66)	Rafeal Peterson	1993-94

(min. 50 attempts)

FIELD GOALS

279	Dennis Johnson	1971-72
252	Dennis Johnson	1972-73
245	Jesse Mangham	1968-69
243	Lewis Garner	1974-75
236	Ray Waits	1997-98
226	Clarence Carlisle	1972-73
224	Marcus Kennedy	1988-89
	Marcus Kennedy	1987-88
221	Dennis Johnson	1970-71
218	Mike Bohnet	1961-62

FREE THROWS

179	Adam Anderson	2000-01
177	Ray Waits	1997-98
170	Jesse Mangham	1968-69
167	Justin Keenan	2007-08
167	Dennis Johnson	1970-71
159	Justin Keenan	2008-09
156	Adam Anderson	2002-03
148	Marcus Kennedy	1987-88
146	Dannie Hayes	1994-95
140	Dennis Johnson	1971-72

FIELD GOAL PCT.

.634 (154-243)	Day Day Smith	1997-98
.623 (224-359)	Marcus Kennedy	1987-88
.615 (224-364)	Marcus Kennedy	1988-89
.601 (122-203)	Rafeal Peterson	1994-95
.586 (109-186)	Kevin Oldenberg	1991-92
.584 (236-404)	Ray Waits	1997-98
.578 (137-237)	Mark Leighton	1980-81
.577 (199-345)	Bob Fowler	1978-79
.575 (172-299)	Ed Howell	1978-79
.575 (279-485)	Dennis Johnson	1971-72

(min. 100 attempts)

FREE THROW PCT.

.883 (98-111)	Carlton Epps	2004-05
.873 (55-63)	Julius Vines	2006-07
.859 (61-71)	Lewis Garner	1974-75
.857 (60-70)	Rick Baillergeon	1980-81
.853 (58-68)	James Harris	1980-81
.849 (62-73)	Anthony Sydnor	2006-07
.839 (146-174)	Dannie Hayes	1994-95
.836 (82-98)	Leon Larthridge	1989-90
.829 (68-82)	Rick Baillergeon	1979-80
.825 (52-63)	Kurt Stevens	1984-85

(min. 50 attempts)

ASSISTS*

213	Dennis Springs	2004-05
186	Tim Herman	1977-78
178	Dennis Springs	2005-06
172	Jarvis Walker	1987-88
167	Dennis Springs	2003-04
161	Jarvis Walker	1986-87
155	Dennis Springs	2002-03
139	Randy Ross	1979-80
	Lewis Garner	1974-75
138	Tim Herman	1976-77
132	Jeff Byrd	1989-90
125	Ty Miller	1991-92
123	James Munger	1973-74

*Team began recording assists in 1971-72

STEALS*

95	Carlton Epps	2004-05
69	Day Day Smith	1997-98
68	Dennis Springs	2005-06
	Ray Waits	1997-98
66	Carlton Epps	2003-04
65	Ty Miller	1993-94
	Ty Miller	1992-93
63	Corey Epps	2004-05
	Richard Legreair	1987-88
62	Jarvis Walker	1986-87
61	Jarvis Walker	1987-88
58	Dennis Springs	2004-05
	Carlton Epps	2001-02

*Team began recording steals in 1986-87

Returning Players
in **Bold****Bulldogs**

Ferris St. (13-12)
Men's Basketball National Ranking Summary
Thru Games 02/22/2009

[Back to team selections](#)
[GLIAC - All Teams](#)

Category	Rank	Actual	National Leader	Actual
Won-Lost Percentage (270 ranked)	138	52.0	C.W. Post Claflin Findlay	100.0 100.0 100.0
Scoring Offense (270 ranked)	73	77.4	West Liberty St.	99.3
Scoring Defense (270 ranked)	180	74.1	Christian Bros.	54.9
Scoring Margin (270 ranked)	111	3.3	C.W. Post	26.4
Field-Goal Percentage (270 ranked)	123	45.0	Southern Ind.	53.1
Field-Goal Percentage Defense (270 ranked)	223	46.9	Adelphi	37.4
Three-Point Field Goals Per Game (270 ranked)	79	7.2	West Liberty St.	11.4
Three-Point Field-Goal Percentage (220 ranked)	58	37.2	Neb.-Omaha	43.3
Three Pt FG Defense (270 ranked)	226	36.6	Clark Atlanta	21.0
Free-Throw Percentage (270 ranked)	53	72.3	Northwest Nazarene	79.7
Rebound Margin (270 ranked)	98	2.4	Nova Southeastern	11.3
Assists Per Game (270 ranked)	42	16.4	West Liberty St.	22.7
Assist Turnover Ratio (270 ranked)	44	1.16	West Liberty St.	1.69
Blocked Shots Per Game (270 ranked)	123	3.0	Newberry	6.8
Steals Per Game (270 ranked)	48	8.8	Mars Hill	13.6
Turnovers Per Game (270 ranked)	80	14.1	Northern Ky.	10.8
Turnover Margin (270 ranked)	50	2.3	Mars Hill	6.9
Personal Fouls Per Game (270 ranked)	248	22.0	Pitt.-Johnstown	13.4

	Player	Rank	Actual	National Leader	Actual
Points Per Game (500 ranked)	Justin Keenan	24	20.4	LaVontay Fenderson, Wis.-Parkside	25.8
	Josh Young	250	14.3		
Field-Goal Percentage (270 ranked)	Justin Keenan	50	55.7	Jerry Felder, Morehouse	80.5
	Josh Young	226	41.5		
Three-Point Field Goals Per Game (500 ranked)	Darien Gay	183	2.0	San Liggins, Alderson-Broaddus	4.2
	Austin Randel	293	1.7		
Three-Point Field-Goal Percentage (85 ranked)				Trenson Akana, BYU-Hawaii	48.9
Free-Throw Percentage (500 ranked)	Josh Young	173	77.1	Zachary Baron, Benedict	93.8
	Justin Keenan	218	75.4		
Rebounds Per Game (500 ranked)	Justin Keenan	143	7.2	Nathan Schumacher, Oakland City	12.1
	Josh Young	442	5.2		
Assists Per Game (500 ranked)	Dontae Molden	46	4.8	Kyle Camper, Slippery Rock	10.8
	Darien Gay	61	4.5		
Blocked Shots Per Game (500 ranked)	Lou Williams	257	0.8	Matthew Rogers, Southwest Baptist	3.9
	Jason Holder	374	0.6		
	Justin Keenan	432	0.5		
Steals Per Game (500 ranked)	Darien Gay	137	1.7	Abdulah Lawal, Southwestern Okla.	4.5
	Dontae Molden	251	1.5		
	Josh Young	367	1.3		
	Justin Keenan	412	1.3		
Assist Turnover Ratio (282 ranked)	Darien Gay	22	2.31	Braydon Hobbs, Bellarmine	4.11
	Dontae Molden	113	1.66		

2008-09 Ferris State Men's Basketball
Ferris State Combined Team Statistics (as of Feb 25, 2009)
All games

RECORD:	OVERALL	HOME	AWAY	NEUTRAL
ALL GAMES	13-12	8-7	5-5	0-0
CONFERENCE	11-9	6-5	5-4	0-0
NON-CONFERENCE	2-3	2-2	0-1	0-0

#	Player	gp-gs	min	avg	Total		3-Point		F-Throw		Rebounds				pf	dq	a	to	blk	stl	pts	avg
					fg-fga	pct	3fg-fga	pct	ft-fta	pct	off	def	tot	avg								
02	Bryan Pasciak	7-7	153	21.9	11-30	.367	6-18	.333	2-2	1.000	10	8	18	2.6	18	0	14	9	0	2	30	4.3
03	Dontae Molden	25-20	654	26.2	48-159	.302	23-65	.354	35-54	.648	27	40	67	2.7	66	5	121	73	4	37	154	6.2
04	Darien Gay	25-22	755	30.2	96-216	.444	50-103	.485	37-40	.925	20	40	60	2.4	54	1	113	49	4	43	279	11.2
05	Matt DeHart	24-0	293	12.2	41-95	.432	29-75	.387	2-4	.500	22	32	54	2.3	27	0	16	12	3	13	113	4.7
10	Austin Randel	23-2	475	20.7	55-142	.387	39-111	.351	13-18	.722	17	42	59	2.6	56	1	24	13	1	21	162	7.0
21	Lou Williams	24-4	338	14.1	40-84	.476	0-0	.000	20-38	.526	44	33	77	3.2	76	4	11	19	19	10	100	4.2
24	Josh Young	25-24	718	28.7	129-311	.415	25-86	.291	74-96	.771	43	86	129	5.2	58	2	53	74	7	32	357	14.3
33	Verdell Billingsley	21-4	362	17.2	33-72	.458	4-12	.333	8-17	.471	17	57	74	3.5	52	1	14	28	9	14	78	3.7
34	Jason Holder	25-17	426	17.0	59-108	.546	0-1	.000	14-24	.583	31	45	76	3.0	66	3	15	23	15	12	132	5.3
40	Justin Keenan	24-24	716	29.8	165-296	.557	1-5	.200	159-211	.754	81	92	173	7.2	63	1	26	47	13	30	490	20.4
42	Mark Gildersleeve	18-1	92	5.1	6-12	.500	2-5	.400	4-6	.667	6	11	17	0.9	7	0	1	1	0	4	18	1.0
54	Jim Boylan	12-0	44	3.7	10-15	.667	0-0	.000	2-2	1.000	4	2	6	0.5	7	0	2	2	1	1	22	1.8
Total.....		25	5026		693-1540	.450	179-481	.372	370-512	.723	358	531	889	35.6	550	18	410	352	76	219	1935	77.4
Opponents.....		25	5025		614-1309	.469	166-453	.366	458-655	.699	266	565	831	33.2	441	-	361	410	63	174	1852	74.1

TEAM STATISTICS	FS	OPP	Date	Opponent	Score	Att.
SCORING	1935	1852	11/15/08	at Northern Kentucky	L 57-72	2477
Points per game	77.4	74.1	11/20/08	ST. JOSEPH'S (IND.)	L 78-63	415
Scoring margin	+3.3	-	11/25/08	OLIVET	w 76-87	500
FIELD GOALS-ATT	693-1540	614-1309	* 12/1/08	at Grand Valley State	L 62-72	1157
Field goal pct	.450	.469	* 12/4/08	at Ashland	w 96-91	489
3 POINT FG-ATT	179-481	166-453	* 12/6/08	at Tiffin	w 74-48	239
3-point FG pct	.372	.366	* 12/13/08	HILLSDALE	L 79-77	701
3-pt FG made per game	7.2	6.6	* 12/14/08	FINDLAY	L 83-60	346
FREE THROWS-ATT	370-512	458-655	1/3/09	GRACE BIBLE COLLEGE	L 86-80	250
Free throw pct	.723	.699	1/5/09	KUYPER	w 60-115	200
F-Throws made per game	14.8	18.3	* 1/8/09	at Lake Superior State	w 86-59	266
REBOUNDS	889	831	* 1/10/09	at Saginaw Valley State	L 84-93	729
Rebounds per game	35.6	33.2	* 1/12/09	GRAND VALLEY STATE	w 67-74	1067
Rebounding margin	+2.3	-	* 1/15/09	TIFFIN	w 63-98	480
ASSISTS	410	361	* 1/17/09	ASHLAND	w 74-100	460
Assists per game	16.4	14.4	* 1/22/08	WAYNE STATE	wot 72-76	565
TURNOVERS	352	410	* 1/24/09	NORTHWOOD	L 80-65	1013
Turnovers per game	14.1	16.4	* 1/29/09	at Northern Michigan	w 87-81	422
Turnover margin	+2.3	-	* 1/31/09	at Michigan Tech	w 86-80	985
Assist/turnover ratio	1.2	0.9	* 2/5/09	at Hillsdale	L 66-79	511
STEALS	219	174	* 2/7/09	at Findlay	L 62-85	2001
Steals per game	8.8	7.0	* 2/12/09	MICHIGAN TECH	L 66-58	690
BLOCKS	76	63	* 2/14/09	NORTHERN MICHIGAN	w 63-73	1059
Blocks per game	3.0	2.5	* 2/19/09	SAGINAW VALLEY STATE	w 69-80	836
ATTENDANCE	9604	9276	* 2/21/09	LAKE SUPERIOR STATE	L 76-69	1022
Home games-Avg/Game	15-640	10-928	* - Conference game			
Neutral site-Avg/Game	-	0-0				

Score by Periods	1st	2nd	OT	Totals
Ferris State	934	990	11	1935
Opponents	880	965	7	1852

2008-09 Ferris State Men's Basketball
Ferris State Season Box Score (as of Feb 25, 2009)
All games

RECORD:	OVERALL	HOME	AWAY	NEUTRAL
ALL GAMES	13-12	8-7	5-5	0-0
CONFERENCE	11-9	6-5	5-4	0-0
NON-CONFERENCE	2-3	2-2	0-1	0-0

#	Player	gp-gs	min		Total		3-Point		F-Throw		Rebounds				a			pts	avg			
			min	avg	fg-fga	pct	3fg-fga	pct	ft-fa	pct	off	def	tot	avg	pf	dq	to			blk	stl	
02	Bryan Pasciak	7-7	153	21.9	11-30	.367	6-18	.333	2-2	1.000	10	8	18	2.6	18	0	14	9	0	2	30	4.3
	Conference-Only...	4-4	68	17.0	5-11	.455	4-9	.444	0-0	.000	5	6	11	2.8	10	0	4	4	0	0	14	3.5
03	Dontae Molden	25-20	654	26.2	48-159	.302	23-65	.354	35-54	.648	27	40	67	2.7	66	5	121	73	4	37	154	6.2
	Conference-Only...	20-15	528	26.4	37-121	.306	20-49	.408	23-42	.548	19	31	50	2.5	49	4	100	55	1	30	117	5.9
04	Darien Gay	25-22	755	30.2	96-216	.444	50-103	.485	37-40	.925	20	40	60	2.4	54	1	113	49	4	43	279	11.2
	Conference-Only...	20-20	635	31.8	85-176	.483	48-96	.500	33-36	.917	16	32	48	2.4	40	0	93	42	3	31	251	12.6
05	Matt DeHart	24-0	293	12.2	41-95	.432	29-75	.387	2-4	.500	22	32	54	2.3	27	0	16	12	3	13	113	4.7
	Conference-Only...	19-0	219	11.5	34-74	.459	24-59	.407	2-4	.500	18	18	36	1.9	22	0	8	10	2	8	94	4.9
10	Austin Randel	23-2	475	20.7	55-142	.387	39-111	.351	13-18	.722	17	42	59	2.6	56	1	24	13	1	21	162	7.0
	Conference-Only...	20-1	407	20.4	46-117	.393	35-94	.372	13-18	.722	13	37	50	2.5	50	1	19	12	1	15	140	7.0
21	Lou Williams	24-4	338	14.1	40-84	.476	0-0	.000	20-38	.526	44	33	77	3.2	76	4	11	19	19	10	100	4.2
	Conference-Only...	20-4	289	14.5	33-69	.478	0-0	.000	17-32	.531	41	29	70	3.5	66	4	8	16	17	7	83	4.2
24	Josh Young	25-24	718	28.7	129-311	.415	25-86	.291	74-96	.771	43	86	129	5.2	58	2	53	74	7	32	357	14.3
	Conference-Only...	20-20	584	29.2	95-238	.399	18-69	.261	55-72	.764	34	70	104	5.2	48	2	42	64	6	21	263	13.2
33	Verdell Billingsley	21-4	362	17.2	33-72	.458	4-12	.333	8-17	.471	17	57	74	3.5	52	1	14	28	9	14	78	3.7
	Conference-Only...	17-1	278	16.4	25-55	.455	3-11	.273	8-15	.533	14	44	58	3.4	43	1	10	17	7	7	61	3.6
34	Jason Holder	25-17	426	17.0	59-108	.546	0-1	.000	14-24	.583	31	45	76	3.0	66	3	15	23	15	12	132	5.3
	Conference-Only...	20-15	364	18.2	52-93	.559	0-1	.000	13-21	.619	24	39	63	3.2	54	2	12	21	14	10	117	5.9
40	Justin Keenan	24-24	716	29.8	165-296	.557	1-5	.200	159-211	.754	81	92	173	7.2	63	1	26	47	13	30	490	20.4
	Conference-Only...	19-19	567	29.8	123-221	.557	1-3	.333	126-167	.754	59	79	138	7.3	50	1	20	35	8	22	373	19.6
42	Mark Gildersleeve	18-1	92	5.1	6-12	.500	2-5	.400	4-6	.667	6	11	17	0.9	7	0	1	1	0	4	18	1.0
	Conference-Only...	15-1	61	4.1	1-5	.200	0-2	.000	4-6	.667	2	5	7	0.5	3	0	1	1	0	3	6	0.4
54	Jim Boylan	12-0	44	3.7	10-15	.667	0-0	.000	2-2	1.000	4	2	6	0.5	7	0	2	2	1	1	22	1.8
	Conference-Only...	7-0	26	3.7	6-9	.667	0-0	.000	2-2	1.000	2	1	3	0.4	5	0	2	1	0	0	14	2.0
Total.....		25	5026		693-1540	.450	179-481	.372	370-512	.723	358	531	889	35.6	550	18	410	352	76	219	1935	77.4
Conference-Only...		20	4026		542-1189	.456	153-393	.389	296-415	.713	279	424	703	35.2	440	15	319	280	59	154	1533	76.7
Opponents.....		25	5025		614-1309	.469	166-453	.366	458-655	.699	266	565	831	33.2	441	-	361	410	63	174	1852	74.1
Conference-Only...		20	4025		489-1038	.471	137-373	.367	365-531	.687	210	432	642	32.1	357	9	279	296	49	141	1480	74.0

Score by Periods	1st	2nd	OT	Totals
Ferris State	934	990	11	1935
Opponents	880	965	7	1852

2008-09 Ferris State Men's Basketball
Ferris State Game-by-Game Points-Rebounds-Assists (as of Feb 25, 2009)
All games

Opponent	Date	Score	02		03		04		05		10		21		24	
			PASCIAK,BR	MOLDEN,DON	GAY,DARIEN	DEHART,MAT	RANDEL,AUS	WILLIAMS,L	YOUNG,JOSH							
at Northern Kentucky	11/15/08	57-72	L	3-3-6	4-2-2	11-1-1	0-0-0	3-2-0	0-1-0	18-2-0						
ST. JOSEPH'S (IND.)	11/20/08	63-78	L	5-3-1	4-5-2	10-3-3	0-4-1	DNP	2-0-0	11-9-2						
OLIVET	11/25/08	87-76	w	8-1-3	5-4-5	4-1-5	5-6-2	DNP	13-4-3	15-7-2						
at Grand Valley State	12/1/08	62-72	L	8-4-1	0-1-0	12-3-6	0-1-1	5-1-0	2-2-0	22-7-2						
at Ashland	12/4/08	96-91	w	3-4-3	5-4-9	22-2-2	3-3-1	2-1-0	6-1-2	30-11-4						
at Tiffin	12/6/08	74-48	w	3-3-0	5-4-7	12-3-5	3-1-1	10-3-1	2-3-0	9-3-3						
HILLSDALE	12/13/08	77-79	L	0-0-0	12-0-3	14-1-0	0-0-0	8-2-4	6-3-0	13-4-5						
FINDLAY	12/14/08	60-83	L	DNP	9-1-4	4-2-3	3-2-0	8-1-1	5-4-0	9-5-7						
GRACE BIBLE COLLEGE	1/3/09	80-86	L	DNP	9-4-7	0-4-2	3-2-0	4-4-1	2-2-0	32-3-2						
KUYPER	1/5/09	115-60	w	DNP	15-2-5	3-3-9	11-6-5	15-3-4	DNP	18-4-5						
at Lake Superior State	1/8/09	86-59	w	DNP	11-4-6	10-3-5	0-1-1	9-2-2	3-4-0	14-9-2						
at Saginaw Valley State	1/10/09	84-93	L	DNP	6-0-2	18-3-2	10-3-0	3-1-0	8-9-0	16-7-1						
GRAND VALLEY STATE	1/12/09	74-67	w	DNP	3-3-3	18-0-7	3-0-1	6-4-2	7-7-1	2-2-1						
TIFFIN	1/15/09	98-63	w	DNP	6-2-11	14-3-8	DNP	19-5-2	8-5-0	5-5-1						
ASHLAND	1/17/09	100-74	w	DNP	0-3-8	23-4-7	13-1-1	6-3-0	0-1-0	16-9-2						
WAYNE STATE	1/22/08	76-72	wo	DNP	13-2-4	7-5-6	0-2-0	3-2-2	3-3-0	14-5-1						
NORTHWOOD	1/24/09	65-80	L	DNP	6-3-2	3-2-4	13-2-0	4-4-1	2-2-0	19-5-2						
at Northern Michigan	1/29/09	87-81	w	DNP	4-3-6	6-2-4	13-4-0	11-1-0	7-4-0	13-3-0						
at Michigan Tech	1/31/09	86-80	w	DNP	1-1-3	22-2-5	5-3-0	14-3-0	2-3-1	7-2-0						
at Hillsdale	2/5/09	66-79	L	DNP	10-1-2	9-3-3	3-1-1	9-6-0	5-2-2	12-2-0						
at Findlay	2/7/09	62-85	L	DNP	10-1-4	5-1-4	5-3-0	0-2-0	3-5-1	9-4-2						
MICHIGAN TECH	2/12/09	58-66	L	DNP	0-6-7	16-3-3	3-1-1	8-3-0	0-1-0	7-1-0						
NORTHERN MICHIGAN	2/14/09	73-63	w	DNP	7-2-6	11-1-3	8-2-0	0-3-2	4-4-0	11-7-5						
SAGINAW VALLEY STATE	2/19/09	80-69	w	DNP	6-4-6	11-3-9	9-2-0	6-1-1	0-0-0	20-6-3						
LAKE SUPERIOR STATE	2/21/09	69-76	L	DNP	3-5-7	14-2-7	0-4-0	9-2-1	10-7-1	15-7-1						

Opponent	Date	Score	33		34		40		42		54	
			BILLINGSLE	HOLDER,JAS	KEENAN,JUS	GILDERSLEE	BOYLAN,JIM					
at Northern Kentucky	11/15/08	57-72	L	0-4-1	2-1-0	16-7-0	0-0-0	0-0-0				
ST. JOSEPH'S (IND.)	11/20/08	63-78	L	7-3-0	0-3-0	24-8-1	DNP	0-0-0				
OLIVET	11/25/08	87-76	w	2-5-3	2-0-2	33-5-3	DNP	0-0-0				
at Grand Valley State	12/1/08	62-72	L	3-1-0	0-0-1	10-5-2	DNP	DNP				
at Ashland	12/4/08	96-91	w	2-1-3	4-3-1	19-9-0	0-1-0	DNP				
at Tiffin	12/6/08	74-48	w	0-2-0	4-1-0	24-8-1	0-0-0	2-0-0				
HILLSDALE	12/13/08	77-79	L	0-3-0	3-3-0	21-9-4	0-0-0	DNP				
FINDLAY	12/14/08	60-83	L	0-1-1	6-4-1	16-4-0	DNP	0-0-0				
GRACE BIBLE COLLEGE	1/3/09	80-86	L	DNP	5-5-1	25-7-0	0-3-0	0-0-0				
KUYPER	1/5/09	115-60	w	8-4-0	6-4-0	19-8-2	12-7-0	8-3-0				
at Lake Superior State	1/8/09	86-59	w	4-7-1	6-2-1	25-5-0	0-0-0	4-1-0				
at Saginaw Valley State	1/10/09	84-93	L	2-1-0	7-3-0	14-7-0	0-0-0	DNP				
GRAND VALLEY STATE	1/12/09	74-67	w	0-3-0	8-5-0	27-12-1	0-1-0	DNP				
TIFFIN	1/15/09	98-63	w	26-6-1	4-1-1	11-7-1	1-2-1	4-1-2				
ASHLAND	1/17/09	100-74	w	8-9-2	10-2-0	20-5-1	0-0-0	4-1-0				
WAYNE STATE	1/22/08	76-72	wo	0-2-0	4-3-0	32-5-1	DNP	DNP				
NORTHWOOD	1/24/09	65-80	L	2-3-1	4-3-2	12-12-2	0-0-0	DNP				
at Northern Michigan	1/29/09	87-81	w	DNP	10-1-0	23-10-2	0-0-0	DNP				
at Michigan Tech	1/31/09	86-80	w	DNP	9-1-4	26-7-1	0-0-0	DNP				
at Hillsdale	2/5/09	66-79	L	DNP	3-5-0	12-6-1	3-2-0	DNP				
at Findlay	2/7/09	62-85	L	3-5-0	2-1-0	25-6-0	DNP	0-0-0				
MICHIGAN TECH	2/12/09	58-66	L	0-5-0	4-5-0	20-5-1	0-0-0	DNP				
NORTHERN MICHIGAN	2/14/09	73-63	w	0-0-0	4-5-1	28-8-1	0-1-0	0-0-0				
SAGINAW VALLEY STATE	2/19/09	80-69	w	11-8-0	9-10-0	8-8-1	DNP	DNP				
LAKE SUPERIOR STATE	2/21/09	69-76	L	0-1-1	16-5-0	DNP	2-0-0	DNP				

2008-09 Ferris State Men's Basketball
Ferris State Team Game-by-Game (as of Feb 25, 2009)
All games

TEAM STATISTICS

Opponent	Date	Score		Total		3-Pointers		Free throws		Rebounds				pf	a	t/o	blk	stl	pts	avg
				fg-fga	pct	3fg-fga	pct	ft-fa	pct	off	def	tot	avg							
at Northern Kentucky	11/15/08	57-72	L	19-57	.333	4-15	.267	15-18	.833	9	21	30	30.0	23	10	12	3	4	57	57.0
ST. JOSEPH'S (IND.)	11/20/08	63-78	L	21-66	.318	3-20	.150	18-24	.750	21	21	42	36.0	21	10	18	7	11	63	60.0
OLIVET	11/25/08	87-76	W	36-63	.571	3-7	.429	12-20	.600	12	22	34	35.3	27	28	16	0	11	87	69.0
at Grand Valley State	12/1/08	62-72	L	22-58	.379	10-29	.345	8-12	.667	14	14	28	33.5	26	13	16	2	6	62	67.2
at Ashland	12/4/08	96-91	W	37-73	.507	11-32	.344	11-17	.647	21	23	44	35.6	28	25	14	1	6	96	73.0
at Tiffin	12/6/08	74-48	W	26-49	.531	9-16	.563	13-14	.929	7	28	35	35.5	17	18	16	0	5	74	73.2
HILLSDALE	12/13/08	77-79	L	30-64	.469	8-19	.421	9-16	.563	14	16	30	34.7	21	16	15	2	9	77	73.7
FINDLAY	12/14/08	60-83	L	24-55	.436	6-14	.429	6-10	.600	11	14	25	33.5	27	17	18	3	9	60	72.0
GRACE BIBLE COLLEGE	1/3/09	80-86	L	26-77	.338	6-22	.273	22-26	.846	15	20	35	33.7	27	13	12	4	16	80	72.9
KUYPER	1/5/09	115-60	W	49-88	.557	10-24	.417	7-9	.778	22	23	45	34.8	12	30	14	3	23	115	77.1
at Lake Superior State	1/8/09	86-59	W	35-59	.593	9-15	.600	7-10	.700	11	29	40	35.3	25	18	11	3	4	86	77.9
at Saginaw Valley State	1/10/09	84-93	L	24-61	.393	8-27	.296	28-42	.667	21	16	37	35.4	30	5	16	3	8	84	78.4
GRAND VALLEY STATE	1/12/09	74-67	W	23-55	.418	4-18	.222	24-36	.667	17	25	42	35.9	21	16	10	4	8	74	78.1
TIFFIN	1/15/09	98-63	W	37-70	.529	9-14	.643	15-21	.714	19	23	42	36.4	13	28	10	2	11	98	79.5
ASHLAND	1/17/09	100-74	W	36-66	.545	11-25	.440	17-20	.850	13	29	42	36.7	16	21	17	2	8	100	80.9
WAYNE STATE	1/22/08	76-72	Wot	25-50	.500	5-13	.385	21-29	.724	14	16	30	36.3	22	14	19	8	10	76	80.6
NORTHWOOD	1/24/09	65-80	L	25-64	.391	5-19	.263	10-17	.588	16	21	37	36.4	29	14	14	2	6	65	79.6
at Northern Michigan	1/29/09	87-81	W	25-53	.472	8-13	.615	29-38	.763	13	18	31	36.1	21	12	12	1	9	87	80.1
at Michigan Tech	1/31/09	86-80	W	28-52	.538	10-17	.588	20-30	.667	8	20	28	35.6	27	14	13	4	6	86	80.4
at Hillsdale	2/5/09	66-79	L	21-63	.333	7-23	.304	17-27	.630	16	16	32	35.5	24	9	11	2	8	66	79.7
at Findlay	2/7/09	62-85	L	24-57	.421	5-16	.313	9-13	.692	14	17	31	35.2	18	11	20	1	7	62	78.8
MICHIGAN TECH	2/12/09	58-66	L	19-53	.358	6-18	.333	14-19	.737	12	19	31	35.0	22	12	12	4	12	58	77.9
NORTHERN MICHIGAN	2/14/09	73-63	W	24-51	.471	6-18	.333	19-21	.905	10	26	36	35.1	16	18	15	7	8	73	77.7
SAGINAW VALLEY STATE	2/19/09	80-69	W	30-68	.441	9-20	.450	11-14	.786	17	27	44	35.5	16	20	14	1	7	80	77.8
LAKE SUPERIOR STATE	2/21/09	69-76	L	27-68	.397	7-27	.259	8-9	.889	11	27	38	35.6	21	18	7	7	7	69	77.4
Ferris State		1935		693-1540	.450	179-481	.372	370-512	.723	358	531	889	35.6	550	410	352	76	219	1935	77.4
Opponents		1852		614-1309	.469	166-453	.366	458-655	.699	266	565	831	33.2	441	361	410	63	174	1852	74.1

Games played: 25
Points/game: 77.4
FG Pct: 45.0
3FG Pct: 37.2
FT Pct: 72.3

Rebounds/game: 35.6
Assists/game: 16.4
Turnovers/game: 14.1
Assist/turnover ratio: 1.2
Steals/game: 8.8
Blocks/game: 3.0

2008-09 Ferris State Men's Basketball
Ferris State Opponent Game-by-Game (as of Feb 25, 2009)
All games

OPPONENT STATISTICS

Opponent	Date	Score		Total		3-Pointers		Free throws		Rebounds				pf	a	t/o	blk	stl	pts	avg
				fg-fga	pct	3fg-fga	pct	ft-fa	pct	off	def	tot	avg							
at Northern Kentucky	11/15/08	57-72	L	21-47	.447	9-22	.409	21-26	.808	6	31	37	37.0	19	17	14	4	3	72	72.0
ST. JOSEPH'S (IND.)	11/20/08	63-78	L	29-64	.453	3-11	.273	17-20	.850	16	28	44	40.5	19	14	17	3	11	78	75.0
OLIVET	11/25/08	87-76	W	21-55	.382	5-15	.333	29-34	.853	15	18	33	38.0	19	14	19	1	6	76	75.3
at Grand Valley State	12/1/08	62-72	L	24-42	.571	5-15	.333	19-30	.633	11	24	35	37.2	17	14	18	2	7	72	74.5
at Ashland	12/4/08	96-91	W	28-54	.519	9-18	.500	26-38	.684	10	17	27	35.2	14	16	13	3	6	91	77.8
at Tiffin	12/6/08	74-48	W	16-48	.333	5-19	.263	11-18	.611	9	17	26	33.7	16	8	16	0	8	48	72.8
HILLSDALE	12/13/08	77-79	L	28-50	.560	10-20	.500	13-20	.650	8	24	32	33.4	19	19	19	4	11	79	73.7
FINDLAY	12/14/08	60-83	L	28-47	.596	8-16	.500	19-27	.704	11	22	33	33.4	16	15	19	4	7	83	74.9
GRACE BIBLE COLLEGE	1/3/09	80-86	L	30-53	.566	5-15	.333	21-36	.583	12	38	50	35.2	19	19	28	4	8	86	76.1
KUYPER	1/5/09	115-60	W	24-52	.462	7-17	.412	5-8	.625	7	18	25	34.2	8	18	36	2	5	60	74.5
at Lake Superior State	1/8/09	86-59	W	17-49	.347	5-16	.313	20-32	.625	9	14	23	33.2	13	11	8	2	6	59	73.1
at Saginaw Valley State	1/10/09	84-93	L	26-46	.565	8-16	.500	33-46	.717	8	24	32	33.1	25	11	15	3	7	93	74.8
GRAND VALLEY STATE	1/12/09	74-67	W	24-56	.429	4-16	.250	15-22	.682	12	20	32	33.0	26	10	13	2	4	67	74.2
TIFFIN	1/15/09	98-63	W	23-55	.418	8-19	.421	9-16	.563	11	17	28	32.6	16	16	16	6	7	63	73.4
ASHLAND	1/17/09	100-74	W	26-60	.433	7-24	.292	15-23	.652	11	18	29	32.4	11	15	15	3	9	74	73.4
WAYNE STATE	1/22/08	76-72	Wot	25-55	.455	5-14	.357	17-23	.739	16	16	32	32.4	20	14	19	2	11	72	73.3
NORTHWOOD	1/24/09	65-80	L	25-47	.532	8-17	.471	22-37	.595	8	27	35	32.5	18	18	11	2	6	80	73.7
at Northern Michigan	1/29/09	87-81	W	26-48	.542	8-21	.381	21-29	.724	10	19	29	32.3	26	10	17	3	6	81	74.1
at Michigan Tech	1/31/09	86-80	W	24-58	.414	5-21	.238	27-39	.692	19	24	43	32.9	26	12	15	5	6	80	74.4
at Hillsdale	2/5/09	66-79	L	27-49	.551	3-14	.214	22-30	.733	8	30	38	33.2	19	15	17	3	7	79	74.7
at Findlay	2/7/09	62-85	L	30-53	.566	8-15	.533	17-22	.773	8	22	30	33.0	11	19	15	2	15	85	75.1
MICHIGAN TECH	2/12/09	58-66	L	19-44	.432	7-17	.412	21-30	.700	10	26	36	33.1	18	14	14	1	4	66	74.7
NORTHERN MICHIGAN	2/14/09	73-63	W	23-58	.397	8-27	.296	9-12	.750	10	18	28	32.9	16	11	11	0	6	63	74.2
SAGINAW VALLEY STATE	2/19/09	80-69	W	26-61	.426	6-22	.273	11-14	.786	11	22	33	32.9	17	13	15	2	5	69	74.0
LAKE SUPERIOR STATE	2/21/09	69-76	L	24-58	.414	10-26	.385	18-23	.783	10	31	41	33.2	13	18	10	0	3	76	74.1
Opponents		1852		614-1309	.469	166-453	.366	458-655	.699	266	565	831	33.2	441	361	410	63	174	1852	74.1
Ferris State		1935		693-1540	.450	179-481	.372	370-512	.723	358	531	889	35.6	550	410	352	76	219	1935	77.4

Games played: 25
Points/game: 74.1
FG Pct: 46.9
3FG Pct: 36.6
FT Pct: 69.9

Rebounds/game: 33.2
Assists/game: 14.4
Turnovers/game: 16.4
Assist/turnover ratio: 0.9
Steals/game: 7.0
Blocks/game: 2.5

2008-09 Ferris State Men's Basketball
Ferris State Team High/Low Analysis (as of Feb 25, 2009)
All games

Ferris State - TEAM GAME HIGHS

POINTS	115		KUYPER (1/5/09)
	100		ASHLAND (1/17/09)
	98		TIFFIN (1/15/09)
	96		at Ashland (12/4/08)
	87		at Northern Michigan (1/29/09)
	87		OLIVET (11/25/08)
FIELD GOALS MADE	49		KUYPER (1/5/09)
	37		TIFFIN (1/15/09)
	37		at Ashland (12/4/08)
FIELD GOAL ATTEMPTS	88		KUYPER (1/5/09)
	77		GRACE BIBLE COLLEGE (1/3/09)
FIELD GOAL PERCENTAGE	.593	(35-59)	at Lake Superior State (1/8/09)
	.571	(36-63)	OLIVET (11/25/08)
3 PT FIELD GOALS MADE	11		ASHLAND (1/17/09)
	11		at Ashland (12/4/08)
3 PT FG ATTEMPTS	32		at Ashland (12/4/08)
	29		at Grand Valley State (12/1/08)
3 PT FG PERCENTAGE	.643	(9-14)	TIFFIN (1/15/09)
	.615	(8-13)	at Northern Michigan (1/29/09)
FREE THROWS MADE	29		at Northern Michigan (1/29/09)
	28		at Saginaw Valley State (1/10/09)
FREE THROW ATTEMPTS	42		at Saginaw Valley State (1/10/09)
	38		at Northern Michigan (1/29/09)
FREE THROW PERCENTAGE	.929	(13-14)	at Tiffin (12/6/08)
	.905	(19-21)	NORTHERN MICHIGAN (2/14/09)
REBOUNDS	45		KUYPER (1/5/09)
	44		SAGINAW VALLEY STATE (2/19/09)
	44		at Ashland (12/4/08)
ASSISTS	30		KUYPER (1/5/09)
	28		TIFFIN (1/15/09)
	28		OLIVET (11/25/08)
STEALS	23		KUYPER (1/5/09)
	16		GRACE BIBLE COLLEGE (1/3/09)
BLOCKED SHOTS	8		WAYNE STATE (1/22/08)
	7		LAKE SUPERIOR STATE (2/21/09)
	7		NORTHERN MICHIGAN (2/14/09)
	7		ST. JOSEPH'S (IND.) (11/20/08)
TURNOVERS	20		at Findlay (2/7/09)
	19		WAYNE STATE (1/22/08)
FOULS	30		at Saginaw Valley State (1/10/09)
	29		NORTHWOOD (1/24/09)

**2008-09 Ferris State Men's Basketball
 Ferris State High/Low Analysis (as of Feb 25, 2009)
 All games**

Opponent - GAME HIGHS

POINTS	93	at Saginaw Valley State (1/10/09)
	91	at Ashland (12/4/08)
	86	GRACE BIBLE COLLEGE (1/3/09)
	85	at Findlay (2/7/09)
FIELD GOALS MADE	83	FINDLAY (12/14/08)
	30	at Findlay (2/7/09)
FIELD GOAL ATTEMPTS	30	GRACE BIBLE COLLEGE (1/3/09)
	64	ST. JOSEPH'S (IND.) (11/20/08)
FIELD GOAL PERCENTAGE	61	SAGINAW VALLEY STATE (2/19/09)
	.596 (28-47)	FINDLAY (12/14/08)
3 PT FIELD GOALS MADE	.571 (24-42)	at Grand Valley State (12/1/08)
	10	LAKE SUPERIOR STATE (2/21/09)
3 PT FG ATTEMPTS	10	HILLSDALE (12/13/08)
	27	NORTHERN MICHIGAN (2/14/09)
3 PT FG PERCENTAGE	26	LAKE SUPERIOR STATE (2/21/09)
	.533 (8-15)	at Findlay (2/7/09)
	.500 (10-20)	HILLSDALE (12/13/08)
	.500 (9-18)	at Ashland (12/4/08)
FREE THROWS MADE	.500 (8-16)	at Saginaw Valley State (1/10/09)
	.500 (8-16)	FINDLAY (12/14/08)
FREE THROW ATTEMPTS	33	at Saginaw Valley State (1/10/09)
	29	OLIVET (11/25/08)
FREE THROW PERCENTAGE	46	at Saginaw Valley State (1/10/09)
	39	at Michigan Tech (1/31/09)
REBOUNDS	.853 (29-34)	OLIVET (11/25/08)
	.850 (17-20)	ST. JOSEPH'S (IND.) (11/20/08)
ASSISTS	50	GRACE BIBLE COLLEGE (1/3/09)
	44	ST. JOSEPH'S (IND.) (11/20/08)
STEALS	19	at Findlay (2/7/09)
	19	GRACE BIBLE COLLEGE (1/3/09)
BLOCKED SHOTS	19	HILLSDALE (12/13/08)
	15	at Findlay (2/7/09)
TURNOVERS	11	WAYNE STATE (1/22/08)
	11	HILLSDALE (12/13/08)
FOULS	11	ST. JOSEPH'S (IND.) (11/20/08)
	6	TIFFIN (1/15/09)
	5	at Michigan Tech (1/31/09)
	36	KUYPER (1/5/09)
	28	GRACE BIBLE COLLEGE (1/3/09)
	26	at Michigan Tech (1/31/09)
	26	at Northern Michigan (1/29/09)
	26	GRAND VALLEY STATE (1/12/09)

**2008-09 Ferris State Men's Basketball
 Ferris State High/Low Analysis (as of Feb 25, 2009)
 All games**

Ferris State - GAME LOWS

POINTS	57		at Northern Kentucky (11/15/08)
	58		MICHIGAN TECH (2/12/09)
	60		FINDLAY (12/14/08)
	62		at Grand Valley State (12/1/08)
	62		at Findlay (2/7/09)
	FIELD GOALS MADE	19	at Northern Kentucky (11/15/08)
	19		MICHIGAN TECH (2/12/09)
FIELD GOAL ATTEMPTS	49		at Tiffin (12/6/08)
	50		WAYNE STATE (1/22/08)
FIELD GOAL PERCENTAGE	.318	(21-66)	ST. JOSEPH'S (IND.) (11/20/08)
	.333	(19-57)	at Northern Kentucky (11/15/08)
	.333	(21-63)	at Hillsdale (2/5/09)
3 PT FIELD GOALS MADE	3		ST. JOSEPH'S (IND.) (11/20/08)
	3		OLIVET (11/25/08)
3 PT FG ATTEMPTS	7		OLIVET (11/25/08)
	13		WAYNE STATE (1/22/08)
	13		at Northern Michigan (1/29/09)
3 PT FG PERCENTAGE	.150	(3-20)	ST. JOSEPH'S (IND.) (11/20/08)
	.222	(4-18)	GRAND VALLEY STATE (1/12/09)
FREE THROWS MADE	6		FINDLAY (12/14/08)
	7		KUYPER (1/5/09)
	7		at Lake Superior State (1/8/09)
FREE THROW ATTEMPTS	9		KUYPER (1/5/09)
	9		LAKE SUPERIOR STATE (2/21/09)
FREE THROW PERCENTAGE	.563	(9-16)	HILLSDALE (12/13/08)
	.588	(10-17)	NORTHWOOD (1/24/09)
REBOUNDS	25		FINDLAY (12/14/08)
	28		at Grand Valley State (12/1/08)
	28		at Michigan Tech (1/31/09)
ASSISTS	5		at Saginaw Valley State (1/10/09)
	9		at Hillsdale (2/5/09)
STEALS	4		at Northern Kentucky (11/15/08)
	4		at Lake Superior State (1/8/09)
BLOCKED SHOTS	0		OLIVET (11/25/08)
	0		at Tiffin (12/6/08)
TURNOVERS	7		LAKE SUPERIOR STATE (2/21/09)
	10		GRAND VALLEY STATE (1/12/09)
	10		TIFFIN (1/15/09)
FOULS	12		KUYPER (1/5/09)
	13		TIFFIN (1/15/09)

2008-09 Ferris State Men's Basketball
Ferris State High/Low Analysis (as of Feb 25, 2009)
All games

Opponent - GAME LOWS

POINTS	48		at Tiffin (12/6/08)
	59		at Lake Superior State (1/8/09)
	60		KUYPER (1/5/09)
	63		TIFFIN (1/15/09)
	63		NORTHERN MICHIGAN (2/14/09)
FIELD GOALS MADE	16		at Tiffin (12/6/08)
	17		at Lake Superior State (1/8/09)
FIELD GOAL ATTEMPTS	42		at Grand Valley State (12/1/08)
	44		MICHIGAN TECH (2/12/09)
FIELD GOAL PERCENTAGE	.333	(16-48)	at Tiffin (12/6/08)
	.347	(17-49)	at Lake Superior State (1/8/09)
3 PT FIELD GOALS MADE	3		ST. JOSEPH'S (IND.) (11/20/08)
	3		at Hillsdale (2/5/09)
3 PT FG ATTEMPTS	11		ST. JOSEPH'S (IND.) (11/20/08)
	14		WAYNE STATE (1/22/08)
	14		at Hillsdale (2/5/09)
3 PT FG PERCENTAGE	.214	(3-14)	at Hillsdale (2/5/09)
	.238	(5-21)	at Michigan Tech (1/31/09)
FREE THROWS MADE	5		KUYPER (1/5/09)
	9		TIFFIN (1/15/09)
	9		NORTHERN MICHIGAN (2/14/09)
FREE THROW ATTEMPTS	8		KUYPER (1/5/09)
	12		NORTHERN MICHIGAN (2/14/09)
FREE THROW PERCENTAGE	.563	(9-16)	TIFFIN (1/15/09)
	.583	(21-36)	GRACE BIBLE COLLEGE (1/3/09)
REBOUNDS	23		at Lake Superior State (1/8/09)
	25		KUYPER (1/5/09)
ASSISTS	8		at Tiffin (12/6/08)
	10		GRAND VALLEY STATE (1/12/09)
	10		at Northern Michigan (1/29/09)
STEALS	3		at Northern Kentucky (11/15/08)
	3		LAKE SUPERIOR STATE (2/21/09)
BLOCKED SHOTS	0		at Tiffin (12/6/08)
	0		NORTHERN MICHIGAN (2/14/09)
	0		LAKE SUPERIOR STATE (2/21/09)
TURNOVERS	8		at Lake Superior State (1/8/09)
	10		LAKE SUPERIOR STATE (2/21/09)
FOULS	8		KUYPER (1/5/09)
	11		ASHLAND (1/17/09)
	11		at Findlay (2/7/09)

2008-09 Ferris State Men's Basketball
Ferris State Player High/Low Analysis (as of Feb 25, 2009)
All games

Ferris State - INDIVIDUAL GAME HIGHS

Points	33		Justin Keenan vs Olivet (11/25/08)
	32		Justin Keenan vs Wayne State (1/22/08)
	32		Josh Young vs Grace Bible College (1/3/09)
	30		Josh Young at Ashland (12/4/08)
	28		Justin Keenan vs Northern Michigan (2/14/09)
Field Goals Made	13		Justin Keenan vs Olivet (11/25/08)
	11		Verdell Billingsley vs Tiffin (1/15/09)
	11		Josh Young vs Grace Bible College (1/3/09)
Field Goal Att.	25		Josh Young vs Grace Bible College (1/3/09)
	20		Josh Young vs Saginaw Valley State (2/19/09)
	20		Josh Young at Grand Valley State (12/1/08)
FG Pct (min 5 made)	1.000	(5-5)	Jason Holder vs Ashland (1/17/09)
	.875	(7-8)	Justin Keenan vs Ashland (1/17/09)
3-Point FG Made	5		Austin Randel vs Tiffin (1/15/09)
	5		Darien Gay at Ashland (12/4/08)
3-Point FG Att.	12		Darien Gay vs Lake Superior State (2/21/09)
	11		Josh Young at Grand Valley State (12/1/08)
3-Pt FG Pct (min 2 made)	1.000	(4-4)	Darien Gay at Michigan Tech (1/31/09)
	1.000	(4-4)	Darien Gay at Tiffin (12/6/08)
	1.000	(3-3)	Matt DeHart vs Saginaw Valley State (2/19/09)
	1.000	(3-3)	Dontae Molden at Lake Superior State (1/8/09)
	1.000	(2-2)	Dontae Molden at Findlay (2/7/09)
	1.000	(2-2)	Darien Gay at Northern Michigan (1/29/09)
	1.000	(2-2)	Verdell Billingsley vs Tiffin (1/15/09)
	1.000	(2-2)	Darien Gay vs Tiffin (1/15/09)
	1.000	(2-2)	Darien Gay at Lake Superior State (1/8/09)
	1.000	(2-2)	Josh Young at Lake Superior State (1/8/09)
Free Throws Made	14		Justin Keenan vs Wayne State (1/22/08)
	13		Justin Keenan vs Grand Valley State (1/12/09)
Free Throw Att.	18		Justin Keenan vs Grand Valley State (1/12/09)
	17		Justin Keenan vs Wayne State (1/22/08)
	17		Justin Keenan at Saginaw Valley State (1/10/09)
FT Pct (min 3 made)	1.000	(8-8)	Justin Keenan vs Northern Michigan (2/14/09)
	1.000	(8-8)	Josh Young at Hillsdale (2/5/09)
	1.000	(6-6)	Darien Gay vs Grand Valley State (1/12/09)
	1.000	(5-5)	Josh Young vs Lake Superior State (2/21/09)
	1.000	(5-5)	Josh Young vs Northern Michigan (2/14/09)
	1.000	(5-5)	Justin Keenan at Lake Superior State (1/8/09)
	1.000	(5-5)	Josh Young at Northern Kentucky (11/15/08)
	1.000	(4-4)	Justin Keenan vs Saginaw Valley State (2/19/09)
	1.000	(4-4)	Dontae Molden vs Northern Michigan (2/14/09)
	1.000	(4-4)	Darien Gay at Michigan Tech (1/31/09)
	1.000	(4-4)	Jason Holder at Northern Michigan (1/29/09)
	1.000	(4-4)	Dontae Molden at Northern Michigan (1/29/09)
	1.000	(4-4)	Darien Gay vs Tiffin (1/15/09)
	1.000	(4-4)	Dontae Molden vs Grace Bible College (1/3/09)
	1.000	(4-4)	Dontae Molden at Northern Kentucky (11/15/08)
	1.000	(3-3)	Justin Keenan vs Kuyper (1/5/09)
	1.000	(3-3)	Justin Keenan at Ashland (12/4/08)
Rebounds	12		Justin Keenan vs Northwood (1/24/09)
	12		Justin Keenan vs Grand Valley State (1/12/09)
Assists	11		Dontae Molden vs Tiffin (1/15/09)
	9		Darien Gay vs Saginaw Valley State (2/19/09)

	9	Darien Gay vs Kuyper (1/5/09)
	9	Dontae Molden at Ashland (12/4/08)
Steals	6	Austin Randel vs Kuyper (1/5/09)
	6	Darien Gay vs Kuyper (1/5/09)
Blocked Shots	4	Lou Williams vs Lake Superior State (2/21/09)
	4	Jason Holder vs Northern Michigan (2/14/09)
Turnovers	7	Josh Young vs Findlay (12/14/08)
	6	Dontae Molden at Findlay (2/7/09)
	6	Josh Young at Saginaw Valley State (1/10/09)
	6	Josh Young at Grand Valley State (12/1/08)
Fouls	5	Josh Young vs Michigan Tech (2/12/09)
	5	Jason Holder vs Michigan Tech (2/12/09)
	5	Lou Williams at Hillsdale (2/5/09)
	5	Austin Randel at Hillsdale (2/5/09)
	5	Justin Keenan at Hillsdale (2/5/09)
	5	Josh Young at Michigan Tech (1/31/09)
	5	Dontae Molden at Michigan Tech (1/31/09)
	5	Jason Holder at Michigan Tech (1/31/09)
	5	Dontae Molden vs Northwood (1/24/09)
	5	Lou Williams vs Grand Valley State (1/12/09)
	5	Lou Williams at Saginaw Valley State (1/10/09)
	5	Dontae Molden at Saginaw Valley State (1/10/09)
	5	Dontae Molden vs Grace Bible College (1/3/09)
	5	Dontae Molden vs Findlay (12/14/08)
	5	Lou Williams at Tiffin (12/6/08)
	5	Verdell Billingsley at Grand Valley State (12/1/08)
	5	Darien Gay vs Olivet (11/25/08)
	5	Jason Holder at Northern Kentucky (11/15/08)

2008-09 Ferris State Men's Basketball
Ferris State Opponent High/Low Analysis (as of Feb 25, 2009)
All games

OPPONENT INDIVIDUAL GAME HIGHS

Points	28		Pete Trammell at Grand Valley State (12/1/08)
	28		Maguire, Dustin at Northern Kentucky (11/15/08)
	27		Williams, Dante at Saginaw Valley State (1/10/09)
	26		Andre Evans vs Olivet (11/25/08)
	25		Tyler Kazmierkoski at Northern Michigan (1/29/09)
	25		Allen Durham vs Grace Bible College (1/3/09)
Field Goals Made	9		Allen Durham vs Grace Bible College (1/3/09)
	9		Pete Trammell at Grand Valley State (12/1/08)
Field Goal Att.	19		Marc Renelique vs Northern Michigan (2/14/09)
	17		Bryan Wright vs Wayne State (1/22/08)
FG Pct (min 5 made)	1.000	(6-6)	Ryan Krombeen vs Grace Bible College (1/3/09)
	.875	(7-8)	Cory Jamieson vs Grace Bible College (1/3/09)
3-Point FG Made	5		Bret Wackerly at Ashland (12/4/08)
	5		Rack, Tony at Northern Kentucky (11/15/08)
3-Point FG Att.	12		Marc Renelique vs Northern Michigan (2/14/09)
	8		Avery Stephenson vs Saginaw Valley State (2/19/09)
	8		Tyler Kazmierkoski at Northern Michigan (1/29/09)
	8		Kale Richardson vs Ashland (1/17/09)
	8		Bret Wackerly at Ashland (12/4/08)
	8		Maguire, Dustin at Northern Kentucky (11/15/08)
3-Pt FG Pct (min 2 made)	1.000	(3-3)	Cory Jamieson vs Grace Bible College (1/3/09)
	1.000	(3-3)	Josh Bostic vs Findlay (12/14/08)
	1.000	(2-2)	Garrett Konuszewski at Lake Superior State (1/8/09)
	1.000	(2-2)	Justin Christensen vs Kuyper (1/5/09)
	1.000	(2-2)	Luke Laser vs Hillsdale (12/13/08)
Free Throws Made	13		Andre Evans vs Olivet (11/25/08)
	10		Stephenson, Avery at Saginaw Valley State (1/10/09)
	10		Williams, Dante at Saginaw Valley State (1/10/09)
Free Throw Att.	14		Allen Durham vs Grace Bible College (1/3/09)
	14		Andre Evans vs Olivet (11/25/08)
FT Pct (min 3 made)	1.000	(9-9)	Maguire, Dustin at Northern Kentucky (11/15/08)
	1.000	(7-7)	Justin Ringler vs Grand Valley State (1/12/09)
	1.000	(6-6)	Michael Horton vs St. Joseph's (Ind.) (11/20/08)
	1.000	(5-5)	Raymont McElroy vs Northern Michigan (2/14/09)
	1.000	(4-4)	Robby Springborn at Michigan Tech (1/31/09)
	1.000	(4-4)	Austin Rowe at Northern Michigan (1/29/09)
	1.000	(4-4)	Bryan Smothers vs Wayne State (1/22/08)
	1.000	(4-4)	Bylynn Hatcher vs Ashland (1/17/09)
	1.000	(4-4)	Evan Steward vs Hillsdale (12/13/08)
	1.000	(4-4)	Tony Gugino vs Hillsdale (12/13/08)
	1.000	(4-4)	James Scott vs Olivet (11/25/08)
	1.000	(4-4)	Michael McClary vs Olivet (11/25/08)
	1.000	(4-4)	Brandon McClary vs Olivet (11/25/08)
	1.000	(3-3)	Dante Williams vs Saginaw Valley State (2/19/09)
	1.000	(3-3)	Nathan Hyde vs Findlay (12/14/08)
	1.000	(3-3)	Anton Shoetan at Tiffin (12/6/08)
	1.000	(3-3)	Andrew Helmer vs St. Joseph's (Ind.) (11/20/08)
Rebounds	18		Allen Durham vs Grace Bible College (1/3/09)
	11		Don Fowler at Michigan Tech (1/31/09)
	11		Blake Saunders at Ashland (12/4/08)
Assists	9		Antonio Harrison vs Northwood (1/24/09)
	8		Marcus Parker vs Findlay (12/14/08)
Steals	5		Josh Bostic at Findlay (2/7/09)

Ferris State Career Statistics (Feb 25, 2009) Individual Career History

Verdell Billingsley

Season	gp-gs	min/avg	Total		3-Point		F-Throws		Rebounds				Scoring							
			fg-fga	pct	fg-fga	pct	ft-fta	pct	off	def	tot	avg	pf	fo	ast	to	blk	stl	pts	avg
2008-09	21-4	362/17.2	33-72	.458	4-12	.333	8-17	.471	17	57	74	3.5	52	1	14	28	9	14	78	3.7
TOTAL	21-4	362/17.2	33-72	.458	4-12	.333	8-17	.471	17	57	74	3.5	52	1	14	28	9	14	78	3.7

Jim Boylan

Season	gp-gs	min/avg	Total		3-Point		F-Throws		Rebounds				Scoring							
			fg-fga	pct	fg-fga	pct	ft-fta	pct	off	def	tot	avg	pf	fo	ast	to	blk	stl	pts	avg
2008-09	12-0	44/3.7	10-15	.667	0-0	.000	2-2	1.000	4	2	6	0.5	7	0	2	2	1	1	22	1.8
TOTAL	12-0	44/3.7	10-15	.667	0-0	.000	2-2	1.000	4	2	6	0.5	7	0	2	2	1	1	22	1.8

Matt DeHart

Season	gp-gs	min/avg	Total		3-Point		F-Throws		Rebounds				Scoring							
			fg-fga	pct	fg-fga	pct	ft-fta	pct	off	def	tot	avg	pf	fo	ast	to	blk	stl	pts	avg
2007-08	20-1	192/9.6	28-76	.368	24-66	.364	1-2	.500	5	20	25	1.3	7	0	12	17	1	5	81	4.1
2008-09	24-0	293/12.2	41-95	.432	29-75	.387	2-4	.500	22	32	54	2.3	27	0	16	12	3	13	113	4.7
TOTAL	44-1	485/11.0	69-171	.404	53-141	.376	3-6	.500	27	52	79	1.8	34	0	28	29	4	18	194	4.4

Darren Gay

Season	gp-gs	min/avg	Total		3-Point		F-Throws		Rebounds				Scoring							
			fg-fga	pct	fg-fga	pct	ft-fta	pct	off	def	tot	avg	pf	fo	ast	to	blk	stl	pts	avg
2007-08	29-24	773/26.7	69-181	.381	25-72	.347	34-45	.756	10	60	70	2.4	61	1	99	85	6	27	197	6.8
2008-09	25-22	755/30.2	96-216	.444	50-103	.485	37-40	.925	20	40	60	2.4	54	1	113	49	4	43	279	11.2
TOTAL	54-46	1528/28.3	165-397	.416	75-175	.429	71-85	.835	30	100	130	2.4	115	2	212	134	10	70	476	8.8

Mark Gildersleeve

Season	gp-gs	min/avg	Total		3-Point		F-Throws		Rebounds				Scoring							
			fg-fga	pct	fg-fga	pct	ft-fta	pct	off	def	tot	avg	pf	fo	ast	to	blk	stl	pts	avg
2005-06	8-0	10/1.3	1-1	1.000	0-0	.000	1-2	.500	0	1	1	0.1	0	0	0	1	0	0	3	0.4
2006-07	16-0	45/2.8	4-7	.571	0-0	.000	0-0	.000	7	4	11	0.7	5	0	0	2	1	2	8	0.5
2007-08	26-3	299/11.5	11-34	.324	6-19	.316	17-22	.773	14	25	39	1.5	28	0	11	11	0	11	45	1.7
2008-09	18-1	92/5.1	6-12	.500	2-5	.400	4-6	.667	6	11	17	0.9	7	0	1	1	0	4	18	1.0
TOTAL	68-4	446/6.6	22-54	.407	8-24	.333	22-30	.733	27	41	68	1.0	40	0	12	15	1	17	74	1.1

Jason Holder

Season	gp-gs	min/avg	Total		3-Point		F-Throws		Rebounds				Scoring							
			fg-fga	pct	fg-fga	pct	ft-fta	pct	off	def	tot	avg	pf	fo	ast	to	blk	stl	pts	avg
2006-07	28-1	370/13.2	41-68	.603	0-1	.000	13-17	.765	20	36	56	2.0	54	1	10	14	9	16	95	3.4
2007-08	29-13	585/20.2	66-133	.496	0-2	.000	14-21	.667	46	68	114	3.9	76	2	19	25	14	14	146	5.0
2008-09	25-17	426/17.0	59-108	.546	0-1	.000	14-24	.583	31	45	76	3.0	66	3	15	23	15	12	132	5.3
TOTAL	82-31	1381/16.8	166-309	.537	0-4	.000	41-62	.661	97	149	246	3.0	196	6	44	62	38	42	373	4.5

Justin Keenan

Season	gp-gs	min/avg	Total		3-Point		F-Throws		Rebounds				Scoring							
			fg-fga	pct	fg-fga	pct	ft-fta	pct	off	def	tot	avg	pf	fo	ast	to	blk	stl	pts	avg
2007-08	29-27	785/27.1	145-269	.539	3-10	.300	167-212	.788	100	101	201	6.9	86	3	19	80	3	19	460	15.9
2008-09	24-24	716/29.8	165-296	.557	1-5	.200	159-211	.754	81	92	173	7.2	63	1	26	47	13	30	490	20.4
TOTAL	53-51	1501/28.3	310-565	.549	4-15	.267	326-423	.771	181	193	374	7.1	149	4	45	127	16	49	950	17.9

Dontae Molden

Season	gp-gs	min/avg	Total		3-Point		F-Throws		Rebounds				Scoring							
			fg-fga	pct	fg-fga	pct	ft-fta	pct	off	def	tot	avg	pf	fo	ast	to	blk	stl	pts	avg
2008-09	25-20	654/26.2	48-159	.302	23-65	.354	35-54	.648	27	40	67	2.7	66	5	121	73	4	37	154	6.2
TOTAL	25-20	654/26.2	48-159	.302	23-65	.354	35-54	.648	27	40	67	2.7	66	5	121	73	4	37	154	6.2

**Ferris State Career Statistics (Feb 25, 2009)
Individual Career History**

Bryan Pasciak

Season	gp-gs	min/avg	Total		3-Point		F-Throws		Rebounds				Scoring							
			fg-fga	pct	fg-fga	pct	ft-fta	pct	off	def	tot	avg	pf	fo	ast	to	blk	stl	pts	avg
2007-08	29-15	711/24.5	70-154	.455	28-72	.389	33-45	.733	19	53	72	2.5	65	2	64	46	4	24	201	6.9
2008-09	7-7	153/21.9	11-30	.367	6-18	.333	2-2	1.000	10	8	18	2.6	18	0	14	9	0	2	30	4.3
TOTAL	36-22	864/24.0	81-184	.440	34-90	.378	35-47	.745	29	61	90	2.5	83	2	78	55	4	26	231	6.4

Austin Randel

Season	gp-gs	min/avg	Total		3-Point		F-Throws		Rebounds				Scoring							
			fg-fga	pct	fg-fga	pct	ft-fta	pct	off	def	tot	avg	pf	fo	ast	to	blk	stl	pts	avg
2008-09	23-2	475/20.7	55-142	.387	39-111	.351	13-18	.722	17	42	59	2.6	56	1	24	13	1	21	162	7.0
TOTAL	23-2	475/20.7	55-142	.387	39-111	.351	13-18	.722	17	42	59	2.6	56	1	24	13	1	21	162	7.0

Lou Williams

Season	gp-gs	min/avg	Total		3-Point		F-Throws		Rebounds				Scoring							
			fg-fga	pct	fg-fga	pct	ft-fta	pct	off	def	tot	avg	pf	fo	ast	to	blk	stl	pts	avg
2007-08	28-9	502/17.9	75-165	.455	1-2	.500	16-28	.571	41	90	131	4.7	99	8	12	45	41	17	167	6.0
2008-09	24-4	338/14.1	40-84	.476	0-0	.000	20-38	.526	44	33	77	3.2	76	4	11	19	19	10	100	4.2
TOTAL	52-13	840/16.2	115-249	.462	1-2	.500	36-66	.545	85	123	208	4.0	175	12	23	64	60	27	267	5.1

Josh Young

Season	gp-gs	min/avg	Total		3-Point		F-Throws		Rebounds				Scoring							
			fg-fga	pct	fg-fga	pct	ft-fta	pct	off	def	tot	avg	pf	fo	ast	to	blk	stl	pts	avg
2008-09	25-24	718/28.7	129-311	.415	25-86	.291	74-96	.771	43	86	129	5.2	58	2	53	74	7	32	357	14.3
TOTAL	25-24	718/28.7	129-311	.415	25-86	.291	74-96	.771	43	86	129	5.2	58	2	53	74	7	32	357	14.3

Official Basketball Box Score -- Game Totals -- Final Statistics
Wayne State vs Ferris State
1/22/08 8 p.m. at Big Rapids, Mich.

Wayne State 72 • 6-9, 4-7 GLIAC

#	Player		Total			3-Ptr			Rebounds			PF	TP	A	TO	Blk	Stl	Min
			FG-FGA	FG-FGA	FT-FTA	FG-FGA	FG-FGA	FT-FTA	Off	Def	Tot							
20	Shane Lawal	f	5-6	0-0	5-9	3	2	5	4	15	0	2	1	0			36	
22	Jerry Oden	f	5-7	0-0	0-0	1	3	4	5	10	1	2	1	4			28	
04	Dale Brundidge	g	2-7	0-0	0-0	0	1	1	1	4	1	2	0	1			15	
05	Larry Edwards	g	2-3	1-2	2-2	0	1	1	3	7	7	3	0	1			45	
11	Bryan Smothers	g	3-11	2-5	4-4	2	4	6	2	12	1	1	0	2			40	
03	Bryan Wright		6-17	2-7	5-6	1	2	3	2	19	3	4	0	1			35	
10	Ricky Rowse		0-0	0-0	0-0	0	0	0	0	0	0	0	0	0			0+	
42	Jay Kopicki		0-0	0-0	0-0	0	0	0	0	0	0	0	0	0			6	
55	Bryan Edwards		2-4	0-0	1-2	5	1	6	3	5	1	3	0	2			20	
Team						4	2	6				2						
Totals			25-55	5-14	17-23	16	16	32	20	72	14	19	2	11			225	

FG % 1st Half: 12-28 42.9% 2nd half: 10-22 45.5% OT: 3-5 60.0% Game: 25-55 45.5% Deadball
 3FG % 1st Half: 3-8 37.5% 2nd half: 1-3 33.3% OT: 1-3 33.3% Game: 5-14 35.7% Rebounds
 FT % 1st Half: 7-10 70.0% 2nd half: 10-11 90.9% OT: 0-2 0.0% Game: 17-23 73.9% 4

Ferris State 76 • 9-7, 7-4 GLIAC

#	Player		Total			3-Ptr			Rebounds			PF	TP	A	TO	Blk	Stl	Min
			FG-FGA	FG-FGA	FT-FTA	FG-FGA	FG-FGA	FT-FTA	Off	Def	Tot							
24	Josh Young	f	5-9	0-2	4-6	2	3	5	2	14	1	5	2	0			35	
34	Jason Holder	f	2-4	0-0	0-0	1	2	3	4	4	0	0	3	0			23	
40	Justin Keenan	c	9-14	0-0	14-17	4	1	5	4	32	1	2	0	3			34	
03	Dontae Molden	g	4-6	3-4	2-4	0	2	2	1	13	4	5	1	2			32	
04	Darien Gay	g	3-9	1-3	0-0	2	3	5	1	7	6	1	0	2			41	
05	Matt DeHart		0-0	0-0	0-0	2	0	2	0	0	0	0	0	0			3	
10	Austin Randel		1-2	1-2	0-0	0	2	2	2	3	2	2	0	3			26	
21	Lou Williams		1-2	0-0	1-2	2	1	3	4	3	0	2	1	0			16	
33	Verdell Billingsley		0-4	0-2	0-0	0	2	2	4	0	0	2	1	0			15	
Team						1	0	1										
Totals			25-50	5-13	21-29	14	16	30	22	76	14	19	8	10			225	

FG % 1st Half: 12-25 48.0% 2nd half: 12-23 52.2% OT: 1-2 50.0% Game: 25-50 50.0% Deadball
 3FG % 1st Half: 4-9 44.4% 2nd half: 1-4 25.0% OT: 0-0 0.0% Game: 5-13 38.5% Rebounds
 FT % 1st Half: 9-12 75.0% 2nd half: 3-4 75.0% OT: 9-13 69.2% Game: 21-29 72.4% 3

Officials: Mike Smith, Jim Schipper, Don Unruh
 Technical fouls: Wayne State-None. Ferris State-None.
 Attendance: 565
 Fourth-straight win for Ferris State

Score by periods	1st	2nd	OT	Total
Wayne State	34	31	7	72
Ferris State	37	28	11	76

Points	In	Off	2nd	Fast	Bench
	Paint	T/O	Chance	Break	
WSM	28	19	10	4	24
FS	26	27	20	9	6

Last FG - WSM OT-00:07, FS OT-02:51.
 Largest lead - WSM by 7 2nd-07:59, FS by 8 1st-09:10.

Score tied - 6 times.
 Lead changed - 10 times.

Official Basketball Box Score -- Game Totals -- Final Statistics

Northwood vs Ferris State

1/24/09 3 p.m. at Big Rapids, Mich.

Northwood 80 • 10-7, 6-6 GLIAC

#	Player		Total		3-Ptr	Rebounds			PF	TP	A	TO	Blk	Stl	Min
			FG-FGA	FG-FGA	FT-FTA	Off	Def	Tot							
23	Chris Johnson	f	2-5	1-1	1-2	0	4	4	4	6	1	1	1	0	19
24	Lionel Sullivan	f	6-8	0-0	2-5	0	3	3	3	14	1	2	0	0	27
44	Alex Erickson	c	2-3	0-0	4-6	3	4	7	4	8	2	2	0	2	27
03	Tony Marcotullio	g	1-8	0-4	2-2	1	3	4	1	4	2	2	0	2	32
11	Antonio Harrison	g	4-6	3-4	6-10	0	2	2	3	17	9	0	1	0	34
00	Aaron Simpson		7-11	4-7	1-5	2	5	7	0	19	3	1	0	2	33
02	Marcus Moore		3-5	0-0	6-7	1	2	3	2	12	0	2	0	0	22
04	Rico Thompson		0-1	0-1	0-0	0	0	0	0	0	0	0	0	0	1
14	Ali Barada		0-0	0-0	0-0	0	1	1	0	0	0	0	0	0	3
32	Jeremy Miles		0-0	0-0	0-0	0	0	0	1	0	0	0	0	0	1
33	Bobby Gibson		0-0	0-0	0-0	0	0	0	0	0	0	0	0	0	1
Team						1	3	4				1			
Totals			25-47	8-17	22-37	8	27	35	18	80	18	11	2	6	200

FG % 1st Half: 10-22 45.5% 2nd half: 15-25 60.0% Game: 25-47 53.2% Deadball
 3FG % 1st Half: 3-6 50.0% 2nd half: 5-11 45.5% Game: 8-17 47.1% Rebounds
 FT % 1st Half: 9-15 60.0% 2nd half: 13-22 59.1% Game: 22-37 59.5% 8

Ferris State 65 • 9-8, 7-5 GLIAC

#	Player		Total		3-Ptr	Rebounds			PF	TP	A	TO	Blk	Stl	Min
			FG-FGA	FG-FGA	FT-FTA	Off	Def	Tot							
34	Jason Holder	f	2-4	0-0	0-0	1	2	3	4	4	2	1	0	0	16
40	Justin Keenan	f	5-12	0-0	2-6	6	6	12	4	12	2	3	0	1	35
03	Dontae Molden	g	2-7	0-2	2-2	1	2	3	5	6	2	2	0	1	27
04	Darien Gay	g	1-6	1-2	0-0	1	1	2	1	3	4	5	0	2	21
24	Josh Young	g	7-15	1-4	4-7	2	3	5	4	19	2	0	2	1	33
05	Matt DeHart		5-8	3-5	0-0	0	2	2	2	13	0	0	0	0	18
10	Austin Randel		2-7	0-5	0-0	3	1	4	3	4	1	3	0	1	21
21	Lou Williams		0-2	0-0	2-2	1	1	2	2	2	0	0	0	0	13
33	Verdell Billingsley		1-3	0-1	0-0	0	3	3	4	2	1	0	0	0	12
42	Mark Gildersleeve		0-0	0-0	0-0	0	0	0	0	0	0	0	0	0	4
Team						1	0	1							
Totals			25-64	5-19	10-17	16	21	37	29	65	14	14	2	6	200

FG % 1st Half: 12-27 44.4% 2nd half: 13-37 35.1% Game: 25-64 39.1% Deadball
 3FG % 1st Half: 3-8 37.5% 2nd half: 2-11 18.2% Game: 5-19 26.3% Rebounds
 FT % 1st Half: 4-9 44.4% 2nd half: 6-8 75.0% Game: 10-17 58.8% 3

Officials: Kendal Smith, Mark Larson, Mark Maglona
 Technical fouls: Northwood-None. Ferris State-None.
 Attendance: 1013
 Community Health Day at FSU's Jim Wink Arena

Score by periods	1st	2nd	Total
Northwood	32	48	80
Ferris State	31	34	65

	In	Off	2nd	Fast	
Points	Paint	T/O	Chance	Break	Bench
NUM	28	12	7	6	31
FS	36	15	15	11	21

Last FG - NUM 2nd-07:07, FS 2nd-01:11.
 Largest lead - NUM by 19 2nd-06:30, FS by 5 1st-16:41.

Score tied - 5 times.
 Lead changed - 9 times.

Official Basketball Box Score -- Game Totals -- Final Statistics
Lake Superior State vs Ferris State
2/21/09 3 p.m. at Big Rapids, Mich.

Lake Superior State 76 • 19-6, 16-4 GLIAC

#	Player	f/g	Total		3-Ptr	Rebounds			PF	TP	A	TO	Blk	Stl	Min
			FG-FGA	FG-FGA	FT-FTA	Off	Def	Tot							
23	Tim VanOudheusden	f	5-10	0-0	3-4	2	7	9	0	13	2	3	0	0	30
43	Ryan Kuhl	f	4-9	0-0	1-2	2	2	4	3	9	1	0	0	0	25
05	Garrett Konuszewski	g	2-9	1-6	2-2	0	2	2	0	7	2	1	0	1	32
10	Scott Perkins	g	4-7	2-4	0-0	1	4	5	0	10	5	3	0	1	27
25	Mark Morse	g	4-9	4-7	4-5	0	3	3	3	16	4	0	0	1	22
15	Micah Hudson		2-5	2-5	1-2	1	1	2	1	7	1	0	0	0	19
24	Mike Rader		1-4	1-3	0-0	1	3	4	2	3	1	1	0	0	16
32	Kyle Hunt		1-4	0-1	7-8	2	7	9	2	9	2	1	0	0	18
33	Anthony Gibson		1-1	0-0	0-0	0	1	1	2	2	0	1	0	0	11
Team						1	1	2							
Totals			24-58	10-26	18-23	10	31	41	13	76	18	10	0	3	200

FG % 1st Half: 12-32 37.5% 2nd half: 12-26 46.2% Game: 24-58 41.4% Deadball Rebounds 2
 3FG % 1st Half: 6-15 40.0% 2nd half: 4-11 36.4% Game: 10-26 38.5%
 FT % 1st Half: 5-7 71.4% 2nd half: 13-16 81.3% Game: 18-23 78.3%

Ferris State 69 • 13-12,11-9 GLIAC

#	Player	f/g	Total		3-Ptr	Rebounds			PF	TP	A	TO	Blk	Stl	Min
			FG-FGA	FG-FGA	FT-FTA	Off	Def	Tot							
34	Jason Holder	f	8-13	0-0	0-0	0	5	5	2	16	0	0	1	2	31
42	Mark Gildersleeve	f	0-0	0-0	2-2	0	0	0	0	2	0	0	0	0	5
03	Dontae Molden	g	1-5	0-2	1-2	1	4	5	1	3	7	2	0	1	23
04	Darien Gay	g	5-15	4-12	0-0	1	1	2	4	14	7	1	0	3	35
24	Josh Young	g	5-14	0-4	5-5	3	4	7	1	15	1	3	1	1	34
05	Matt DeHart		0-3	0-2	0-0	1	3	4	3	0	0	0	1	0	11
10	Austin Randel		3-7	3-7	0-0	0	2	2	3	9	1	0	0	0	19
21	Lou Williams		5-8	0-0	0-0	3	4	7	4	10	1	0	4	0	25
33	Verdell Billingsley		0-3	0-0	0-0	1	0	1	3	0	1	1	0	0	17
Team						1	4	5							
Totals			27-68	7-27	8-9	11	27	38	21	69	18	7	7	7	200

FG % 1st Half: 8-27 29.6% 2nd half: 19-41 46.3% Game: 27-68 39.7% Deadball Rebounds 0
 3FG % 1st Half: 2-11 18.2% 2nd half: 5-16 31.3% Game: 7-27 25.9%
 FT % 1st Half: 5-6 83.3% 2nd half: 3-3 100.0% Game: 8-9 88.9%

Officials: Mark Maslona, Jim Schipper, Myke Foster
 Technical fouls: Lake Superior State-None. Ferris State-None.
 Attendance: 1022
 Senior Day at Ferris State University

Score by periods	1st	2nd	Total
Lake Superior State	35	41	76
Ferris State	23	46	69

Points	In Paint	Off T/O	2nd Chance	Fast Break	Bench
LS	22	11	11	8	21
FS	34	17	17	8	19

Last FG - LS 2nd-03:38, FS 2nd-00:04.
 Largest lead - LS by 17 1st-01:15, FS None.

Score tied - 1 time.
 Lead changed - 0 times.