


 FERRIS STATE UNIVERSITY

Imagine More

FACT BOOK

2009 – 2010



Celebrating **125** years



Institutional Research & Testing
FERRIS STATE UNIVERSITY

January 2010

Dear Colleague:

The *Ferris State University Fact Book* is an annual project conducted as a service to the university community by the Office of Institutional Research and Testing in the Division of Student Affairs. This 19th edition is a document designed to answer the most frequently asked questions about FSU.

This year please notice the change in the "Fall Enrollment by Program" section. Beginning summer semester 2009 programs are now coded and reported by on-campus, off-campus, Kendall, and on-line (further explanation can be found on page 58). To accommodate for this enhancement and format change, four years' worth of data is now included rather than five. This edition also includes internet course SCH's in addition to on-and off-campus SCH's on page 62 in the "Student Credit Hour by College" section.

The Fact Book is also available on the Ferris State University website. To access the current Fact Book, as well as previous editions, go to www.ferris.edu and click on the Faculty/Staff link. Select Student Affairs and then select Institutional Research and Testing. Finally, click on Fact Book Downloads. As an alternative you can simply type in the word "Fact Book" in the search box located on the Ferris homepage.

Our appreciation is extended to the many offices that assisted us with the development of the information. Please do not hesitate to contact us if you have any questions. Thank you.

Melissa Lindsey
Assistant Research Analyst

Jason Cronkrite
Enrollment Research Specialist

Mitzi Day
Senior Research Analyst

Kristen Salomonson
Dean of Enrollment Services

Ferris State University
Division of Student Affairs
Office of Institutional Research and Testing
CSS 201
(231) 591-3803

TABLE OF CONTENTS

GENERAL INFORMATION

Mission Statement/History/Campus Size/Academic Divisions.....	1
Location/Educational Programs/Admissions.....	2
Accreditation	3
Student Costs.....	4
Kendall Student Costs.....	5
Student Affairs/Financial Aid/Student Employment	6
Career Services/Career Resources/Educational & Career Counseling	7
Information Technology Services/Campus Media/Athletics/I.M. Sports.....	8
Cultural Events.....	9
Library (FLITE).....	10
Library Statistics.....	11
Gifts to the University	12
Housing.....	13
Corporate & Professional Development.....	14
College of Professional & Technological Studies	15
Kendall College	16
Points of Interest	17
Ferris State University Calendar	22
Telephone Numbers (frequently used).....	23
Educational Grants and Scholarships/Institutional Loans	24

STUDENTS/ENROLLMENT

Enrollment of Resident Students by County	31
Enrollment by State & Country.....	32
Total Headcount Enrollment, Fall 1980-2009.....	33
FYES Enrollment Per FTE Faculty.....	34
5-Year Enrollment by College	35
Percent of Students by College.....	36
Enrollment Summary.....	37
Comparative Enrollment Report by College.....	38
SCH/FTE/FYES	39
Comparative Fall Enrollment and SCH Production By Site.....	40
Total Headcount Enrollment Compared to FTE	41
Ethnic Distribution	42
Ethnic Distribution by College	43
Enrollment by Program (Allied Health Sciences)	44
Enrollment by Program (Arts & Sciences).....	46
Enrollment by Program (Business)	48
Enrollment by Program (Education & Human Services)	50
Enrollment by Program (Kendall College of Art & Design).....	52
Enrollment by Program (Michigan College of Optometry at FSU)	54
Enrollment by Program (Pharmacy).....	54
Enrollment by Program (College of Professional & Tech. Studies).....	54
Enrollment by Program (Engineering Technology)	55
Enrollment by Program (University College)	58
Retention Rates	59
Graduation Rates	60
FTIAC Fall to Fall Retention/Average Credits Taken/HSGPA & ACT Scores.....	61
Student Credit Hours by College.....	62
Transfer Students.....	63
Age Summary	64

TABLE OF CONTENTS

DEGREES

Degrees Conferred by Program (Allied Health Sciences).....	65
Degrees Conferred by Program (Arts & Sciences)	66
Degrees Conferred by Program (Business)	67
Degrees Conferred by Program (Education & Human Services).....	69
Degrees Conferred by Program (Kendall College of Art & Design)..	70
Degrees Conferred by Program (Michigan College of Optometry at FSU)	71
Degrees Conferred by Program (Pharmacy)	71
Degrees Conferred by Program (College of Professional & Tech Studies) ..	71
Degrees Conferred by Program (Engineering Technology).....	72
Degrees Conferred at FSU	74
Approved Programs	75

FACULTY/STAFF

Full-Time University Staff by Job Category & Gender	79
Part-Time University Staff by Job Category & Gender.....	80
Total University Staff by Job Category & Gender	81
Fall Faculty And Staff By Race/Ethnicity And Gender	82
Distinguished Teacher Awards	83

ORGANIZATIONAL CHARTS

Board of Trustees.....	85
Executive Division	86
President's Council	87
Academic Affairs Division.....	88
Office of Academic Affairs.....	89
Academic Affairs Division/College of Allied Health Sciences.....	90
Academic Affairs Division/College of Arts & Sciences	91
Academic Affairs Division/College of Business.....	92
Academic Affairs Division/College of Education & Human Services.....	93
Academic Affairs Division/Kendall College of Art & Design	94
Academic Affairs Division/Library.....	95
Academic Affairs Division/Michigan College of Optometry at FSU	96
Academic Affairs Division/College of Pharmacy	97
Academic Affairs Division/College of Engineering Technology.....	98
Academic Affairs Division/College of Professional and Technical Studies	99
Academic Affairs Division/University College.....	100
Administration and Finance Division	101
Administration and Finance Division (Kendall College of Art & Design)	102
Governmental Relations & General Counsel Division.....	103
Information Technology Services.....	104
Student Affairs Division	105
Student Affairs Division/Enrollment Services	106
University Advancement and Marketing Division	107

TABLE OF CONTENTS

ALUMNI

Alumni Listing by State.....	109
Alumni by College	110
Placement Rates.....	111
Recipients of Alumni Awards	112

BUDGET

FY 2009-2010 General Fund Operating Budget.....	113
Revenue Summary	114
Expenditure Summary.....	115

FACILITIES

Statement of Facilities at the Big Rapids Campus (General Fund).....	117
Statement of Facilities at the Big Rapids Campus (Non-General Fund).....	118
Ferris State University Campus Map	119
Directions to Ferris State University.....	120

MICHIGAN PUBLIC UNIVERSITY COMPARISONS

Enrollment Michigan Public Universities	121
Full Year Equated Students FY 2009.....	122
Student-to-Faculty Ratio FY 2009.....	123
Summary of 2009-10 Tuition/Fees and Room/Board	124
Annual Tuition and Required Fees FY 2010	125
Annual Room and Board Costs FY 2010	126
Faculty-to-Administrator Ratio FY 2009	127
Instructional Cost per Student FY 2009	128
State Appropriations per FYES FY 2009	129
Financial Aid as % of Total General Fund Spending FY 2009.....	130
Instruction as a % of Total General Fund Spending FY 2009.....	131
Plant Spending as a % of Total General Fund Spending FY 2009	132

General Information

MISSION STATEMENT

Ferris State University prepares students for successful careers, responsible citizenship, and lifelong learning. Through its many partnerships and its career-oriented, broad-based education, Ferris serves our rapidly changing global economy and society.

HISTORY

Ferris State University is recognized for its career-focused majors that give our students the education they need to meet the needs of a changing economy. Founded in 1884 on the concept of providing students with marketable skills, Ferris was established by Woodbridge N. Ferris (1853-1928), a distinguished Michigan educator and politician who served two terms as the state's governor and was elected a United States Senator. Ferris was a private institute until 1950, when it joined the state higher education system. The college obtained university status in 1987.

CAMPUS SIZE 880 acres

ACADEMIC DIVISIONS

- College of Allied Health Sciences
- College of Arts and Sciences
- College of Business
- College of Education and Human Services
- College of Engineering Technology
- College of Pharmacy
- College of Professional and Technological Studies
- Kendall College of Art and Design
- Michigan College of Optometry at FSU
- University College

GENERAL INFORMATION

LOCATION

The Ferris State University campus is located in Big Rapids, a west central Michigan city of approximately 10,700 in the vacation-recreation region. In addition to being home of Ferris State University, Big Rapids is the county seat of Mecosta County. The 880 acre campus is readily accessible by the US-131 expressway and state highway M-20. Big Rapids is 55 miles north of Grand Rapids and within 200 miles of Chicago and Detroit.

EDUCATIONAL PROGRAMS

Ferris offers more than 170 educational programs through the Colleges of Allied Health Sciences, Arts and Sciences, Business, Education and Human Services, Engineering Technology, Kendall College of Art and Design, Michigan College of Optometry at Ferris State University, Pharmacy, College of Professional and Technological Studies, and University College. These offerings lead to bachelor and associate degrees and certificates. Master degrees in Information Systems Management, Career and Technical Education, Criminal Justice, Business Administration, Curriculum and Instruction, Nursing, and Fine Arts are available. Ferris also offers doctorate degrees in Optometry and Pharmacy.

Each college encompasses a cluster of related programs that are targeted to prepare students for specific careers, responsible citizenship and lifelong learning. The colleges operate in facilities that have been specially designed and equipped to support their missions.

Ferris is a national leader in the development of the concept of laddering, which enables students to advance their careers by building on previous training. For example, an individual who has gained employment after completing a two-year degree may later seek career advancement by returning to Ferris and earning a bachelor degree. This concept also permits students to transfer readily into Ferris programs.

ADMISSIONS

Current admission criteria for new students require all incoming freshmen students to submit ACT or SAT test scores along with official high school transcripts prior to an admission decision. Transfer students are required to submit official transcripts from all colleges attended as well as official high school transcripts and test scores, if required as prescribed by university standards, to achieve a complete academic profile. Students fulfilling both university and program entrance requirements will be granted admission.

GENERAL INFORMATION

FERRIS STATE UNIVERSITY ACCREDITATION

FSU is accredited by The Higher Learning Commission of the North Central Association

Accrediting Agencies

(ACCE) American Council for Construction Education
AAALAC International, Association for Assessment and Accreditation of Laboratory Animal Care International
Association of Collegiate Business Schools & Programs
Accreditation Council for Pharmacy Education
Accreditation Council on Optometric Education (ACOE)
Accreditation Council on Optometric Education (ACOE)
Accreditation Council on Optometric Education (ACOE)

Accreditation Council on Optometric Education (ACOE)
Accreditation Council, Collegiate Graphic Comm. Inc. (ACCGC)
American Bar Association
American Dental Association (ADA)
American Optometric Association
American Society of Health-Care Systems Pharmacists
American Society of Health-Care Systems Pharmacists

Associated Equipment Distributors Foundation (AEDF)
Commission on Accreditation for Health Informatics and Information Management Education (CAHIIM)
Commission on Accreditation for Health Informatics and Information Management Education (CAHIIM)
Committee on Accreditation for Respiratory Care (CoARC)
Council on Social Work Education
Engineering Accreditation Commission of the Accreditation Board for Engineering and Technology, Inc. (EAC of ABE)
International Facility Management Association (IFMA)
Joint Review Committee on Edu. on Rad. Tech (JRCERT)
Joint Review Committee on Educational Programs in Nuclear Medicine Technology
MI Commission of Law Enforcement Standards (MCOLCS)
Michigan Correctional Officers' Training Council (MCOTC)
NAMM Affiliated Music Business (NAMBI)
National Accrediting Agency for Clinical Lab. Sciences (NAACLS)
National Accrediting Agency for Clinical Lab. Sciences (NAACLS)
National Accrediting Agency for Clinical Lab. Sciences (NAACLS)
Nat'l League for Nursing Accrediting Commission (NLNAC)
National Recreation and Parks Association of Leisure and Recreation Accreditation Council
Professional Golfers' Association of America (PGA)
Accreditation Board for Engineering and Technology (ABET)
National Automotive Technicians Education Foundation
Technology Accreditation Commission of the Accreditation Board for Engineering and Technology, Inc. (TAC of ABET)
Technology Accreditation Commission-Accreditation Board for Engineering and Technology, Inc. (TAC of ABET)
United States Professional Tennis Association, Inc.
Teacher Education Accreditation Council

Source: Academic Affairs

Academic Program

Construction Management, BS
Animal Care Facility

COB Programs
Pharmacy
Residency in Ocular Disease at TLC Eye Care of MI
Residency in Ocular Disease, Battle Creek VA Med. Ctr.
Residency in Primary Eye Care & Ocular Disease, VA Northern Indiana Health Care Systems, Ft. Wayne
Optometry - O.D. - Full College
Printing Management, BS
Legal Studies
Dental Hygiene
Optometry - Residency in cornea & contact lenses
Pharmacy Practice Residency w/ Emphasis in Managed Care
Pharmacy Practice Residency w/ Emphasis in Community Pharmacy
Heavy Equipment Technology, AAS
Medical Records Administration (MRA)

Medical Records Technology (MRT)

Respiratory Care
Social Work Program
Surveying Engineering, BS

Facilities Management
Radiography
Nuclear Medicine

Criminal Justice
Criminal Justice
Music Industry Management
Clinical Laboratory Sciences
Medical Technology
Medical Laboratory Technology
Nursing--BSN and MSN Program
Recreation Leadership and Management

Professional Golf Management
Automotive Engineering Technology
Automotive Service Technology
Mechanical Engineering Technology
(AAS and BS programs)
Electrical/Electronic Engineering Technology, BS

Professional Tennis Management
School of Education

GENERAL INFORMATION

STUDENT COSTS

The average annual cost for a Michigan resident to attend Ferris (based upon 2009-10 rates) including tuition, room and board, fees, estimated academic and personal expenses, is \$21,684.

2009-10 Costs	Semester	Year
Undergraduate (Michigan Resident)		
Tuition	\$ 4,740	\$ 9,480
Room & Board	\$ 4,470	\$ 8,940
Sub-Total	\$ 9,210	\$ 18,420
Books & Supplies (estimate)	\$ 550	\$ 1,100
Personal Expenses (estimate)	\$ 1,001	\$ 2,002
Refundable Fees *	\$ 81	\$ 162
Total Expenses (estimate)	\$ 10,842	\$ 21,684

*If requested, the Racquet Facility fee, Student Activity fee and Health Center fee will be deleted from the student's account. Cash refunds will only be granted for the Racquet Facility fee and the Student Activity fee if the student's account is paid in full.

Tuition

Full-Time Student (15 credits)

Undergraduate (non-resident)	\$ 8,385	\$ 16,770
Undergraduate (MSEP*)	\$ 7,110	\$ 14,220

Part-Time Student

Undergraduate Michigan Resident	\$ 316 p/credit
Undergraduate (non-resident)	\$ 559 p/credit
Undergraduate (MSEP*)	\$ 474 p/credit

Graduate Student

Michigan Resident	\$ 425 p/credit
Non-Resident & MSEP	\$ 637 p/credit

Professional Student

	Pharmacy	Optometry
Michigan Resident	\$ 504 p/credit	\$ 514 p/credit
Non-Resident	\$ 757 p/credit	\$ 771 p/credit

Family Apartments

	12-Month Contract
One Bedroom	\$ 8,385
Two Bedroom	\$ 7,110
Two Bedroom (Townhouse)	\$ 10,536
Three Bedroom (Townhouse)	\$ 11,520

Optional Meal Plan

Room & Board (12-meal plan)	\$ 8,540
-----------------------------	----------

Other meal plans available for nontraditional and deluxe halls.

*Students are eligible for the MSEP (Midwest Student Exchange Program) rate if they live in one of the following states: Illinois, Indiana, Iowa, Kansas, Minnesota, Missouri, Nebraska, North Dakota, Ohio, South Dakota & Wisconsin. This tuition-reduction program is not available for students enrolled in Doctor of Optometry, and Doctor of Pharmacy programs.

GENERAL INFORMATION

KENDALL COLLEGE OF ART AND DESIGN OF FERRIS STATE UNIVERSITY

2009/2010 Tuition & Fees

Tuition

Resident Undergraduate Studio per Credit Hour	\$613
Resident Undergraduate General Education per Credit Hour	\$316
Non-Resident Undergraduate Studio per Credit Hour	\$920
Non-Resident Undergraduate General Education per Credit Hour	\$474
Graduate per Credit Hour	\$685
Dual Enrollment per Credit Hour	\$214
	(\$624 per class)

Tuition Summary

	Resident <u>General Ed.</u>	Resident <u>Studio</u>	Non-Resident <u>General Ed.</u>	Non-Resident <u>Studio</u>	<u>Graduate</u>
Per Credit Hour:	\$316	\$613	\$474	\$920	\$685
3 credits	\$948	\$1,839	\$1,422	\$2,760	\$2,055
6 credits	\$1,896	\$3,678	\$2,844	\$5,220	\$4,110
9 credits	\$2,844	\$5,517	\$4,266	\$8,280	\$6,165
12 credits	\$3,792	\$7,356	\$5,688	\$11,040	\$8,220
15 credits	\$4,740	\$9,195	\$7,110	\$13,800	\$10,275

Related Fees

Admissions Application Fee	\$30	Model Fee	\$75
Enrollment Deposit	\$150	Kendall Experience Fee	\$250
Sculpture/Woodworking/3D Studio Fee	\$150	Technology Fee 0+ Credits	\$150
Printmaking Class Fee	\$150	Student Life Fee	\$5
Digital Resource Level 1	\$50	Deferred Payment Charge	\$30
Digital Resource Level 2	\$100	Studio Space Fee (per semester)	\$300
Digital Resource Level 3	\$150	Studio Deposit	\$100
Metal/Jewelry Studio Fee	\$300	Locker Fee	\$30
Metal/Jewelry Design Fee	\$150	Transcript Fee	\$5

Late Payment Penalty – 2% Of Unpaid Balance

Note: For Interior Design students taking KCID344 CADII, KCID319 Studio IV, there is an additional course CAP Dongle fee. The cost of the rental of the Dongle is \$175, which includes a \$50 rental fee and a \$125 deposit on the Dongle. This fee will be billed to your student account. When the Dongle is returned, undamaged, your account will be credited \$125.

GENERAL INFORMATION

STUDENT AFFAIRS

The division of Student Affairs provides a variety of services for students through the following departments: Birkam Health Center, Student Employment & Career Services, Counseling Center, Enrollment Services, Office of Multi-Cultural Student Services, Rankin Student Center, Student Leadership & Activities and University Recreation. All of these departments work with students to enhance their university experience.

The Office of Student Leadership & Activities helps students use and grow their talents through campus and community involvement. To keep students involved and connected to the University, there are more than 200 registered student organizations (RSOs), including sports clubs, Greek-letter organizations, spiritual groups, academic societies and professional associations. The Student Volunteer Center refers hundreds of Ferris students each year to area agencies seeking volunteers. A variety of leadership programs are offered throughout the year to help students develop marketable leadership and management skills.

FINANCIAL AID

More than 83 percent of the students presently enrolled at Ferris State receive some type of financial aid through federal, state and Ferris programs, including scholarships, grants, loans and student employment. Ferris State University awards more than \$145 million in student aid annually.

Financial aid is primarily based on financial need and is intended to assist students whose families lack the total resources needed to pay for college. Information on financial aid programs available at Ferris may be obtained by contacting the Office of Scholarships and Financial Aid at 1-231-591-2110 or via the Internet at www.ferris.edu and clicking on the Financial Aid link.

STUDENT EMPLOYMENT

The Student Employment Office is located in the Timme Center for Student Services. Our goal is to assist students in finding part time employment that will provide income while attending Ferris as well as help them learn transitional skills that will benefit them upon graduation. There are approximately 2,400 student employees on campus every year. In addition to helping students find jobs on campus we offer off campus job postings for area businesses. We participate in the Federal Community Service Work Study program that allows students to work in community based positions in the area such as the local food pantry, working as a reading tutor for local students, or the local recycling center. Students may also sign up for the Quick Cash program that puts them in touch with local residents who are looking to hire students for odd jobs such as yard work, painting, etc. More information on Student Employment can be found on our web page <http://www.ferris.edu/admissions/financialaid/studemploy.html>. Having a part time job while going to school is a great way to interact with others, learn valuable job skills and earn some spending money so you can keep your student loans to a minimum!

CAREER SERVICES

The Career Services Office assists students and alumni in preparing for and finding full-time employment, internships, and summer opportunities. We also assist employers who wish to recruit Ferris students by scheduling on-campus information sessions, posting job openings, and coordinating interview sessions.

Students/alumni have access to Bulldog Careerlink, which is a state-of-the-art internet-based software package that allows students to write resumes, upload their resumes into the FSU Resume Book database, search and apply for employment/internship opportunities and sign up for on-campus interviews and events. On-campus interviews take place both fall and spring semesters with approximately 120 employers participating per academic year.

Career Services takes part in many campus activities and holds many workshop sessions on a variety of job search techniques, all of which teach students at every academic level how to transfer their in and out of classroom experiences to the work world.

Every fall and spring the Career Services office sponsors a general job fair to assist students in connecting with employers who are hiring interns and full-time employees. These job fairs consistently bring 120+ employers to campus.

Students can register with Bulldog Careerlink and view a whole array of other career/employment-related information on our website at www.ferris.edu/careerservices. Walk-in assistance is available at the Career Services office in Rankin Student Center Room 135.

CAREER RESOURCES AT FSU

A Ferris State University career-oriented education is complemented by comprehensive educational planning and career counseling resources available from the Educational and Career Counseling Center (ECCC) which is staffed with licensed professional counselors. The ECCC is located on the 3rd floor of the Starr Building and provides a wide range of services for FSU students. See <http://www.ferris.edu/eccc> for more details of the services and programming offered.

EDUCATIONAL AND CAREER COUNSELING

Every undergraduate college has educational counselors to provide information on all of their academic programs in Ferris's undergraduate colleges. These counselors are located in the colleges of Allied Health Sciences, Arts and Sciences, Business, Education & Human Services, Engineering Technology and University College.

In addition to providing academic counseling, educational counselors in the Educational and Career Counseling Center (ECCC) located in STARR 313, help students to identify and overcome obstacles to their academic success through the identification of both learning preferences and an individual's approach to the college learning experience. ECCC also offers assistance in making career choices. While finding the right career depends on several factors, two strong influences are personality and interests. Students can receive information in these areas by completing the Myers-Briggs Type Indicator and the Strong Interest Inventory through the ECCC. A licensed counselor interprets the results with the student and provides information on careers that are aligned with the individual's personality, interests, values, and skills.

GENERAL INFORMATION

INFORMATION TECHNOLOGY SERVICES

A high-speed, wide-area network provides broad campus access to academic resources, the Internet, and other computing resources such as FLITE library. Each of the 3,000 residence hall rooms and University apartments has network connections. Every residence hall is equipped with a computer lab. In addition, there are large computing laboratories available to students in various locations on the Ferris State University campus. Student Technology Services provides installation of network cards and computer support to students for a fee. Copies of the Microsoft software Office 2003 Professional, FrontPage 2003, Windows XP Professional, Visual Studio Professional, and Office for MAC are available for a \$25.00 per year blanket license fee and \$10.00 per copy of the software.

The University operates a Nortel Private Branch Exchange for voice services. Remote data access to the Internet and campus facilities is available for all faculty, staff, and students. Fiber optic, broadband, twisted pair, and wireless networks are utilized to provide services for voice, data, and video. I-mail electronic mail is offered to students on and off campus. The Ferris Web site (<http://www.ferris.edu>) provides information about the University and is used to support student Web services. The University portal, My FSU, links products such as Student, Faculty, and Employee Web Services with capabilities of the Internet to create a customized campus experience.

CAMPUS MEDIA

Ferris offers students a variety of media, including a campus newspaper and local television cable system (Channel 22). *The Torch*, which is published weekly, informs students of University news, events, and other campus-related issues. FSU-TV Cable 22 serves the campus and community with educational and public service television programming. The *FYI* is an internal newsletter published weekly for faculty and staff with limited student distribution, and the *Crimson & Gold*, published three times yearly, is aimed at keeping alumni and other key audiences informed. Some of the colleges and programs on campus also publish their own alumni publications.

ATHLETICS

The Ferris State University Bulldogs are members of the National Collegiate Athletic Association (NCAA). Varsity teams compete in the Central Collegiate Hockey Association (NCAA Division I) in ice hockey and the Great Lakes Intercollegiate Athletic Conference (NCAA Division II) in all other sports. Ferris student athletes participate in 15 varsity sports: golf, tennis, basketball, track, cross-country, softball, soccer and volleyball for women; golf, tennis, basketball, track, cross-country, hockey and football for men.

INTRAMURAL AND RECREATIONAL SPORTS

Annually, more than half of the student body participates in organized recreational sports activities, including extensive intramural and club sport programs. Other students participate in informal recreation activities. Ferris provides ample facilities for athletics and recreation, including a Student Recreation Center with pool, weight room, basketball and volleyball courts and indoor track; a golf course; a sports complex including full-and half-size ice rinks, additional basketball and volleyball courts; racquetball courts and indoor and outdoor tennis courts.

CULTURAL EVENTS

Concerts by Ferris State Music Center organizations such as the West Central Concert Band, Chamber Orchestra, Jazz Ensemble, Concert Choir, and Ferris Wheels (men's glee club), and productions of the University Theater are augmented by appearances of professional music, drama and dance organizations and other performing arts groups.

The Ferris Art Gallery features exhibits of paintings, prints, photography, sculpture and crafts, as well as special exhibits featuring leading Michigan artists, FSU faculty and students.

The Arts and Lectures Committee offers a schedule of lectures, concerts and films, while Entertainment Unlimited and the Music Industry Management Association present pop/rock and comedy concerts and other events of a contemporary nature.

The Office of International Affairs "International Festival of Cultures" brings the world to Big Rapids with students, faculty, staff, and community members presenting cultural displays, performances, and food from more than fifty countries worldwide.

Entertainment Unlimited, the campus programming board, is responsible for coordinating more than 30 student-produced events each year including comedy shows, films, novelties and live contemporary music performances. Entertainment Unlimited also programs the Student Speaker Series which brings 6-8 speakers to campus each year. The Music Industry Management Association helps students get experience behind the scenes of producing live campus entertainment through their annual Autumn Alive Concert and Delta Chi Fraternity does the same with their annual January Jams Concert.

GENERAL INFORMATION

FERRIS LIBRARY FOR INFORMATION, TECHNOLOGY, AND EDUCATION (FLITE)

FLITE opened on March 12, 2001, as a premier research facility integrating modern technology with traditional information resources. Designed for flexibility and versatility, FLITE continues to adapt to the world's advancing digital age. The Library houses 195 public computers (185 PCs and ten Macs, which includes a Mac Design Center of eight computers loaded with design software), approximately 1,000 ports to accommodate laptop access and future expansion, wireless connectivity, seating for 1,300 visitors, and 54 individual and group study rooms. Among its customer-service-oriented attributes, FLITE contains an extended-hours study area, a family study room for visitors accompanied by children, and a food court with vended beverages and snacks. Students using FLITE have access to laptop computers and scanners. An adaptive technologies laboratory facilitates the learning and research of students requiring special accommodations.

FLITE serves as a gateway to a variety of information resources available both on-site and off-campus in print and digital formats. FLITE houses a collection of more than 350,000 volumes and provides access to online databases, reference resources, and more than 45,000 electronic journals, newspapers, and magazines. FLITE is a Federal Depository Library for U.S. Government Documents and a Patent and Trademark Depository Library. The Library's online catalogs and digital resources are available through the FLITE Website at <http://www.ferris.edu/library/>. Interlibrary loan and document delivery services are offered to all faculty, staff, and students, including distance-education students, allowing users access to an immeasurable number of additional resources. Faculty, staff, and students can receive help using these resources by phone, email, or real-time chat reference service, submitting electronic forms via the Website, or in-person at the Reference Desk in FLITE. Students and faculty can also request reference and research assistance from subject specialist librarians. Faculty can also search and reserve titles in the "Media Booking" collection, which includes media resources purchased by FSU for in-classroom use.

FLITE takes full advantage of advanced technologies to expand opportunities for teaching and learning. The Library contains four instructional studios equipped with 20 to 30 computer stations, an instructor's workstation, sound and projection equipment, TV/VCR, and DVD. One studio is a "smart classroom" and includes a docucam. Additional equipment such as smart boards, laptop computers, and wireless microphones are available upon request. The instructional studios allow librarians and other faculty to teach the information seeking and critical thinking skills necessary to evaluate information resources. The information literacy program starts with the basics in the Ferris State University Seminar (FSUS) courses and provides instruction in library use and research to classes upon request of instructors. In addition to instructional studios, FLITE also contains six seminar rooms of various sizes to accommodate library instruction classes, meetings, and professional development activities.

The FSU Media Production Center is a part of FLITE. The Mission of Media Production is to provide assistance to faculty, staff, and students in the design, development, implementation, and distribution of media-related resources in support of Ferris instruction and activities. Activities range from videography to graphic design and production to creating DVDs from slide collections. FLITE also houses the Office for Multicultural Student Services and the International Center.

FERRIS LIBRARY FOR INFORMATION, TECHNOLOGY, AND EDUCATION (FLITE)

2008-2009 Statistics

Services - July 2008 to June 2009

Hours open	99.5/week
Door count	455,037
Average daily attendance	1,360
Circulation (not including reserves)	24,712
Reserve circulation	4,411
Study room checkouts	27,814
Seminar room bookings	2,506
Library instruction sessions	385
Reference questions	4,799
Interlibrary borrowing	10,779
Interlibrary lending	9,801
Titles catalogued	25,915

Access/Holdings - July 2009

Total print volumes (books and bound journals)	325,128
Periodical subscriptions (print and microform)	659
Periodical titles available electronically	ca. 45,000
Catalogued electronic books	78,234
Information resource databases	131
New monograph titles purchased	3,452
Archival holdings (cubic feet)	2,055
Public computers	195

Source: LIS

GENERAL INFORMATION

GIFTS TO THE UNIVERSITY

Private giving to the University in fiscal year 2009 totaled \$5,626,648 including cash contributions of \$3,582,950 and in-kind gifts of \$2,043,698.

Contributions may be made in many ways:

- Gifts from alumni and parents
- Gifts from business and industry, including cash, equipment, and materials
- Gifts and grants from foundations
- Matching gifts (companies or corporate foundations match their employees' gifts to Ferris from a one-to-one to a four-to-one ratio)
- Gifts in memory or honor of individuals
- Gifts through naming Ferris State University as a beneficiary in estate plans

Donor societies recognize extraordinary generosity:

- **Woodbridge N. Ferris Society:** \$1,000,000 cash or in-kind gifts
- **Helen Gillespie Ferris Society:** \$750,000 cash or in-kind gifts
- **Abigail Timme Smith Society:** All planned gifts \$35,000 or more
- **Legacy Society:** \$500,000 cash or in-kind gifts
- **Crimson and Gold Society:** \$1,000 cash or in-kind gifts from graduates of 5 years or less
- **Phoenix Society:** \$100,000 in cash or in-kind gifts
- **Old Main Society:** \$50,000 cash or in-kind gifts
- **Founder's Society:** \$25,000 in cash or in-kind gifts
- **President's Society:** \$10,000 in cash or in-kind gifts
- **Dean's Club:** Annual gift of \$500-\$999 with funding designated to a specific college or program
- **Carillon Society:** \$250,000 cash or in-kind gifts

Athletic booster clubs help student-athletes:

- **Bulldog Club:** Gifts are designated to support athletic programs. Top Dog \$1,000, Coach \$500, Captain \$250, Booster \$100, Friend \$50
- **Blueline Club:** Gifts are designated to support the varsity hockey program. Hobey Baker \$1,000+, All American \$500-\$999, All Conference \$300-\$499, Captain \$100-\$299, Member \$50-\$99
- **6th Dawg Club:** Gifts are designated to support the women's basketball program. All-American \$250+, GLIAC All-Conference \$100-\$249, FSU Team Member \$25-\$99.
- **Diamond Dawg Club:** Gifts are designated to support the softball program. Champion \$1,000+, Coach \$500-\$999, Captain \$300-\$499, Gold \$150-\$299 and Crimson \$50-\$149.
- **Gridiron Club:** Gifts are designated to support the football program. Champion \$1,000+, Gold \$500-\$999 and Crimson \$150-\$499
- **Rebounders Club:** Gifts are designated to support the men's basketball program. Company/Community Member \$250+, Member Plus \$100-\$249, Individual Member \$25-\$99.
- **The Gallery:** Gifts are designated to support the men's and women's golf teams. All-American \$300+, All-Conference \$150-\$299, Team Player \$50-\$149.

HOUSING

Living on campus has proven to foster better student success. From the most convenient access to all that campus has to offer to fostering a fuller engagement in the learning process, students who live on campus consistently succeed. Ferris State University residence halls provide environments that are clean, comfortable, safe and conducive to supporting the academic mission of the University. Living in the residence halls enhances and completes the learning that occurs at the University.

Student's growth is further enhanced through exposure to other points of view, experiencing diverse populations and living in a community of peers. Living with others helps residents learn coping skills and experiment with responsible decision-making in a safe environment.

A variety of housing and dining options exists to allow students the opportunity to create the environment in which they feel most comfortable. Options include computer labs in several halls and internet connections in each residence hall room, a choice of private rooms, health, wellness and substance-free living, the first-year experience and many other themed housing opportunities. Cable television connections are provided in each room with access to numerous channels including movie channels. Washers and dryers are located on virtually every floor. Students are provided telephones with individual long-distance access codes for personalized billing of long-distance charges. Local and on-campus calling is free. Mail is delivered to each residence hall lobby and express delivery, flowers and packages are delivered to the hall front desk. Board games, large screen televisions and hall-sponsored activities are available in each residence hall lobby. A laser printer is available via the network from most students' rooms for printing at the front desk.

Living in the residence halls is an educational endeavor. Professional and student paraprofessional hall staffs are trained to provide social and educational programming aimed at building cohesive communities on each floor which we call "houses." While hall staffs are in place to assist in maintaining community standards, assist students in their transition to college, provide individual assistance as needed as well as making referrals to appropriate campus resources, residents are reminded that maintaining community standards is a shared responsibility. As a member of a community, each resident is expected to adhere to community standards and take steps to maintain the positive community atmosphere most suited for academic excellence. Students are encouraged to take an active role in the governance of their living environments, including making decisions regarding the use of social activity funds. In addition, student governance in the residence halls helps shape residence hall policy and provides a means by which student opinions can be heard. Leadership experience gained through these opportunities proves invaluable in the eyes of future employers.

The University apartment community consists of the west campus townhouses, and the east and south campus apartment complexes. The west campus complex has 150 two-bedroom and 50 three-bedroom unfurnished townhouses which are designed to provide a neighborhood atmosphere for all students. Fully accessible townhouses are also available for students with disabilities in which the entire living area is on the ground floor, including laundry facilities.

The east and south complexes consist of 88 traditional one-and two-bedroom units. They are designed for single students and have laundry facilities in each building.

All apartments are within walking distance to classes and provide computer network connections to access the Internet, FLITE library and the University mainframe. Telephone and cable television connections are also provided. A community center in the center of the west campus complex houses a computer lab, meeting rooms and a large multipurpose room where educational, social, community and children's programs are held.

Learn more of what Housing has to offer on line at <http://www.ferris.edu/htmls/studentlife/reslife/>

GENERAL INFORMATION

CORPORATE & PROFESSIONAL DEVELOPMENT

Division of the College of Engineering Technology

Ferris State University's Corporate & Professional Development (CPD) has been involved in partnerships to help businesses and industries with solutions to training, certification, custom assessment & gap analysis, product development, grant services, and consulting/applied research needs since 1984. More than 2,000 companies have taken advantage of the skills and facilities offered for training or testing, and over 150,000 participants in over 1,000 offered titles/projects have been served. CPD is known for its ability to partner with business and industry clients, associations, and other providers to tackle issues related to custom training, process consulting, product development, certification, and assessment. Through the establishment of custom workshops and public institutes, training and certification needs can be solved at company, state and national levels. Work is accomplished by contracting with the CPD to create the proper partnership between the company, FSU faculty and staff, outside resources, and students to complete the project goals.

CPD offers custom assessment and technical training solutions to business and industry-specific problem areas, products, processes, and equipment to provide a return on investment of training dollars. Training can be delivered at the training facilities located at the main campus complex in Big Rapids, the Grand Rapids Campus, any of Ferris' Regional Centers, at the company's plant site, or company selected offsite. CPD training facilities are air conditioned and equipped with state-of-the-industry audiovisual equipment. Computers, projection systems and related equipment may be provided and interactive television programming is possible. Training on hundreds of technical, safety & health, business, science, and supervision/leadership topics can be provided. Training may also involve participant assessment, certification, CEU's, and credit conversion as required.

With changing world needs, CPD is investing in new offerings for the community it serves through an Energy Efficiency Center & Annual Michigan Energy Conference, as well as activities in product innovation and entrepreneurship. CPD has invested in the future of training by creating the ability for development of computer interactive training for business and industry (custom CD-ROM, interactive television or internet delivery as well as traditional lecture and application labs).

In order to keep costs down (through long-term delivery methods) and keep training value high (while providing a customized training program) CPD creates custom or standard training modules. These modules utilize computer interactive theoretical training combined with hands-on applied training for a blended teaching approach. This type of training has been successfully completed for Evert Products - Textron to teach plastic injection mold operation, D-M-E Co., Inc. to teach injection mold base technology, custom automated production assembly line training for FIAMM Tech., Inc., and Rubber Processing Operator training nationally for the Rubber Manufacturers Assoc., industry- wide "Manufacturing Safety & Health Training," "Binocular Indirect Ophthalmoscope" training for optometrists, and "Material Handling Safety" in the plastics industry.

New trends in industry show that the new workforce requires more technical training and employers want to pay for skill, not time-in-task. Therefore, certification tools have become an important part of CPD's offerings. Good examples of certification are: the national training and assessment program developed for the Rubber Manufacturers Association, Molding Operator training packages; international certification tools for the United Assoc. of Journeymen and Apprentice Plumbers & Pipe Fitters of the U.S., Panama, and Canada; national certification for the Electrical Generating Systems Assoc.; as well as many custom certifications for private industries. In the area of grant writing services, CPD has been successful in helping gain support for industrial and business projects through state Economic Development Job Training, Michigan Works Incumbent Worker, Small Business Investment Research and Michigan Dept. of State grants. In the past ten years, CPD has managed over \$3.25 million in grants. Through the State Workforce Commission-Economic Development Job Training Grants, eighteen companies have obtained a total of over \$1,488,000 in grants to provide needed training to upgrade their workforce. The providing of delivery services has also been completed in partnership with many community college held grants.

Corporate & Professional Development provides custom and institute-based training and certification; grant writing services, computer interactive training, applied research, manufacturing consulting, and assessments to meet the needs of business and industry.

CPD can also assist businesses, industries, and individuals in the development and refinement of new product/process ideas. Third-party validation studies can be performed to prove client claims on their products.

The Corporate & Professional Development Center is located at 1020 Maple Street, Building Suite 101. Phone 231-591-5819, Toll free 866 -880-7674, Fax 231-591-3539. Website www.ferris.edu/cpd

COLLEGE OF PROFESSIONAL AND TECHNOLOGICAL STUDIES

In the early 1970s, Ferris State University opened the Office of Continuing Education on the Big Rapids, MI campus. At that time, the office focused on the development and delivery of non-credit, continuing education programs, institutes, and camps. In the late 1970s, the offering of degree programming was added to its operation and the first off-campus location was opened in Traverse City, MI.

In 1983 the unit was reorganized as the Gerholz Institute for Lifelong Learning (GILL) and then changed again in 1998 to the University Center for Extended Learning (UCEL). Other early off-campus sites included Dowagiac in 1978 and Grand Rapids that began operation in the early 1980s. The Grand Rapids location, dubbed Ferris-Grand Rapids, operated as a standalone campus and, for a short time in the late 1990s, oversaw the operations of the Dowagiac, Jackson, and Muskegon sites before oversight for those locations reverted back to UCEL.

In 1999, the College of Professional and Technological Studies (CPTS) was established on the Grand Rapids campus with the mission to serve the area through the development and delivery of academic programs that met the specific needs of that area's business, industry and the community at large.

In 2007, CPTS and UCEL operations merged to bring cohesion and economy to the operations that serve the needs of more than 5,000 off-campus and online students each year.

Today, CPTS delivers more than 50 career-focused professional development certificates, associate, bachelor, and master degrees through a network of 19 locations - all aimed toward helping students advance toward their career goals. Students, many of whom are working adults, find earning their degree convenient with classes that fit within their busy schedules. Programs are offered in direct response to needs identified in communities throughout the state, often in partnership with the local community college.

In addition to academic programming, CPTS operates the Conference and Professional Services (CPS) office. The CPS team provides conference design and development consultation services that include planning, strategy, and implementation. To help ensure that programs succeed, they assist with marketing and promotion, financial management, contracts, registration, site selection, facilities arrangements, on-site services, and evaluations.

More information about the College of Professional and Technological Studies can be found online at <http://cpts.ferris.edu>.

GENERAL INFORMATION

KENDALL COLLEGE OF ART AND DESIGN OF FERRIS STATE UNIVERSITY

Kendall College of Art and Design began in 1928 through a generous endowment provided by Helen M. Kendall as a memorial to her husband, David Wolcott Kendall, known as the Dean of American Furniture Designers. Helen Kendall envisioned a school whose graduates would be leaders in the world of art and design, and throughout history, Kendall College of Art and Design has prepared generations of students for careers as professional artists and designers. In addition, Kendall College of Art and Design is an active partner with the community, annually providing more than 2,000 children and adults with the opportunity to pursue courses in art and design through one of the richest and most varied continuing studies programs in the United States.

In 1996, the Board of Trustees of Kendall College of Art and Design voted to merge Kendall with Ferris State University, a process that was completed in December 2000. In combining these two distinctive institutions, the Boards of both Kendall and Ferris have forged a union that offers students the educational opportunities and strengths of each institution.

The mission of Kendall College of Art and Design of Ferris State University is to educate its students to be leaders in the arts by nurturing creative and intellectual excellence, to promote in its students an awareness of social responsibility, to provide a dynamic professional environment, to move the institution toward national prominence, and to support institutional integrity through resource development.

As part of Ferris State University, Kendall College of Art and Design is accredited by:

The Higher Learning Commission
Of the North Central Association of Colleges and Schools
30 North LaSalle Street, Suite 2400
Chicago, IL 60602
800.621.7440

Kendall College of Art and Design of FSU is an accredited institutional member of:

The National Association of Schools of Art and Design
11250 Roger Bacon Drive, Suite 21
Reston, VA 22090
703.437.0700

Kendall's Interior Design program is accredited by:

The Council for Interior Design Accreditation
60 Monroe Center NW
Grand Rapids, MI 49503-2920
616.458.0400

Kendall College of Art and Design of Ferris State University are authorized under the laws of the State of Michigan to grant:

Bachelor of Fine Arts in:

Art Education with K12 Art Education
Certification
Digital Media-Digital Illustration, 2D Animation,
3D Animation, Motion Graphics, or Interactive
Design
Drawing
Fine Arts Printmaking
Furniture Design
Graphic Design
Illustration
Industrial Design
Interior Design

Metals/Jewelry Design

Painting
Photography
Sculpture/Functional Art

Bachelor of Science in:

Art History-Studio Academic

Master of Art Education

Master of Fine Arts in:

Drawing
Painting
Photography
Printmaking

POINTS OF INTEREST

Alumni Building (1929) - The oldest building on campus and the only building to survive the fire in 1950. Classrooms and faculty offices for the College of Arts and Sciences are in this building. It also houses the College of Professional and Technological Studies and the Corporate & Professional Development Center.

Arts and Sciences Commons (1996) - houses Arts and Sciences faculty and administrative offices, the Card Wildlife Education Center, the Math Science Technology Center, and features "The Visionary," a mural - one of the largest of its type in the world - depicting the history of FSU, and the Writing Center which provides peer tutoring to assist students with writing and study skills. This building connects the Science and Starr Buildings.

Automotive Center (former Technical and Applied Arts Center) (1956) - Comprises the instructional and lecture facilities for Automotive Services, Auto and Heavy Equipment Management and Automotive Engineering Technology.

Bishop Hall/College of Education (1967) - Built as a residence hall, it was remodeled in 1986 to house the College of Education & Human Services administrative offices and classrooms. Tot's Place is also located in Bishop.

Business Building (1970) - The College of Business houses classrooms and computer labs (Mac, PC, and Networking), as well as administrative and faculty offices. The facility also includes an auditorium that accommodates in excess of 200.

Creative Arts Center (1965) - This building houses the studios, classrooms, and faculty offices needed for the Studio Arts in the College of Arts and Sciences.

Ewigleben Sports Complex/Ice Arena - Comprises two indoor ice rinks and a recreational wing with facilities for intercollegiate hockey, recreational hockey and skating, basketball, and volleyball, all completed in 1975. An addition completed in 1981 includes a combative room, fitness and sports medicine facilities and a mini-arena.

Ferris Library for Information, Technology, and Education (FLITE) (2001) - Located in the heart of the main campus, FLITE features a variety of work and study spaces, including an information commons, 4 instructional studios, 6 seminar rooms, 44 individual and group study rooms, a reading room, and an extended hours study area, all with wireless access capability. FLITE has a total seating capacity of 1,300, more than 350,000 total volumes (books and periodicals), and 195 public computers. The FLITE webpage provides access to a broad collection of electronic databases, documents, books and journals. FLITE is a U.S. Government Documents Depository, a Patent and Trademark Depository Library for western lower Michigan, and a depository for the U.S. Bureau of the Census. FLITE also houses the International Center and the Media Production Center.

G. Mennen Williams Auditorium (1961) - This facility houses FSU's theater program and also serves as the major multipurpose auditorium for the FSU campus. With seating for 1,644, Williams Auditorium hosts musical, dramatic, cultural, and convocation events throughout the year. It also is available for public rental use when scheduling allows.

GENERAL INFORMATION

Granger Center for Construction & HVACR - The Granger Center for Construction and HVACR is a state-of-the-art facility that features an interactive learning center where all structural steel, process piping, mechanical systems, and electrical systems are exposed or behind glass. Laboratory facilities provide a practical, "hands-on" experience using an extensive array of sophisticated equipment in up-to-date laboratories devoted to testing and solving problems students are likely to encounter in the field.

Heavy Equipment Center (1987) - A 53,000-square-foot building accommodating students in the 2 and 4-year heavy equipment technology programs. The HEC building is the largest facility in the country dedicated to educate and train graduates for entry into the heavy equipment industry workforce; additionally, it is home to the Heavy Equipment Service Engineering Technology B.S. Degree, the only one of its kind in the US.

Holiday Inn Hotel and Conference Center (1993) - The facility is located adjacent to the Katke Golf Course and overlooks the campus. The complex houses 16,772 square feet of meeting facilities, 118 guest rooms, banquet facilities and a restaurant. The conference facilities are used for continuing education activities, conferences and workshops.

Interdisciplinary Resource Center (1969, renovated 2007) - Contains one large lecture hall seating 120, six classrooms with state of the art teaching technology seating 30-50, television studios, and the Faculty Center for Teaching and Learning office suite that includes two computer training rooms. The second floor houses faculty from the College of Business.

Katke Golf Course (est. 1974) - Katke is a full service 18-hole championship golf course that measures 6,729 yards (slope rating 130) from the back tees, 6,174 (slope rating 124) from the middle tees and 5,355 (slope rating 124) from the forward tees. The state-of-the-art practice facility includes 100,000 square feet of grass teeing space, six target greens, a large short game area that includes a chipping area and bunker for greenside or fairway bunker shots and 2 practice greens with over 15,000 square feet of space. The practice facility is encompassed by a 3-hole practice course that includes two par 4's measuring 325 yards each and a 150 yard par 3. Our full service clubhouse sits atop the highest point in Mecosta County with excellent views back to campus. The clubhouse facilities include the Founders Grille Restaurant which features burgers, sandwiches and a wide selection of appetizers; a 1,000 square foot multi-purpose room that holds up to 75 people for meetings or small parties; men's and women's locker rooms and a golf shop stocked complete with all of your golfing needs. A staff of PGA Golf Professionals is available to provide tournament services, golf clinics, private video lessons and club fittings by appointment. The golf course is conveniently located adjacent to the Holiday Inn Hotel and Conference Center on the far west point of campus.

McKessy House (1989) - McKessy House, resembling an Old English cottage on Cedar Street, north of Williams Auditorium, was purchased by Ferris State University in 1989 as a result of a generous gift from Gerald McKessy, a 1929 graduate of Ferris' college preparatory program who went on to graduate from the Detroit College of Law in 1933. Mr. McKessy was a Charter Member of the Presidents' Club, a member of the Phoenix Society, a founding father of the Alumni Foundation, a 12-year member of the Board of Directors of the Alumni Association and a recipient of the Distinguished Alumnus Award in 1971 for the generous donation of his time and talents to Ferris State University. Mr. McKessy donated stock, the proceeds of which were used to buy the house, barn and two acres that is now utilized as parking and additional Arts and Sciences classroom space. Mr. McKessy's gift also made it possible to remodel the house which is currently occupied by the Division of Governmental Relations and General Counsel. This division is responsible for governmental and community relations, legal affairs, equal opportunity, and labor relations.

Michigan Art Walk (1996) - The Michigan Art Walk is an ongoing project whereby original pieces of art work created by Michigan artists are installed throughout campus and linked by a meandering pathway, ultimately reaching into the Big Rapids community. The inaugural sculpture of the Michigan Art Walk, by Ann Arbor-based artist Barron Naegel, was installed in the fall of 1996. Also installed in the fall of 1996 were a wall sculpture by Daniel Roache, under the auspices of the Presidential Art Collection, and the main panel of Robert Barnum's "The Visionary," which depicts the history of Ferris State University. The unveiling of "Escape," an outdoor sculpture by R. Farrington Sharp, on October 17, 1997 continued the project, along with the side panels of "The Visionary" which were unveiled on February 20, 1998, completing Barnum's triptych. "Totem Stack," a sculpture by Ferndale artist Albert Young, was unveiled on May 7, 1998. "Muse" by Irina A. Koukhanova, was dedicated on November 19, 1998, and sculptor Fritz Olsen's "Ripples" was unveiled November 19, 1999. Lois Teicher's functional piece, "Bench With Three Deep Seats," was dedicated on June 14, 2000. "Ferris Arch," a limestone sculpture by Kenneth Thompson, was dedicated October 10, 2001. Mark Chatterley's "Journey to the Body Collective", a flying wall sculpture located in the reading room at FLITE, was dedicated on October 29, 2002. Robert Barnum's "Of Thought and Reason," a 130-foot-long, 10-foot-tall painting on canvas located in FLITE's Extended Study Area was unveiled on August 28, 2003. Ray Katz' "Celebration," a large-scale metal sculpture, was unveiled September 3, 2004. The Art Walk pieces can be viewed on the Ferris website along with information about the artists.

Music Center (1962) - The Music Center is located at the heart of the campus at the foot of the Carillon Clock Tower on the south end of the quad "green space" and just north of Top Taggart Field (football stadium). This facility offers rehearsal and practice space for all varieties of ensembles. The band room can accommodate groups of up to 100 musicians and the Choral Room provides room for 60 musicians. Private practice rooms are available and are ideal for individual practice or small groups of 2-3 persons. Each practice room contains an acoustic piano. The Humanities Department maintains these instruments (regular tuning, etc.) as a service to currently enrolled students. The piano lab has 12 stations (full-size keyboards) which are used for group instruction and practice for those enrolled in music classes. The music faculty and ensemble director's offices are also in the Music Center.

National Elastomer Center for Plastics and Rubber Technology - The Ferris Plastics and Rubber program is the largest and most respected undergraduate program in the United States. The Plastics B.S. program was started in 1982 and continues to fill a great need in the growing plastics industry for technically trained personnel. Ferris graduates gain immediate status as recognized technical leaders. This innovative program provides students with a background that includes topics such as processing, material testing and properties, and mold and product design. Classes emphasize hands-on learning, using the same type of equipment that is currently used in industry. The Plastics building was expanded in 1998, and renamed the "National Elastomer Center" to include educational space for the new Rubber degrees. The Rubber program is a unique educational experience with graduates being sought after by the rubber industry. Coursework follows the original plastics degree in processing, testing, and design but also includes rubber compounding. The plastics and rubber industry has shown support for the Ferris programs by sponsoring the construction of the Plastics Building in 1987 and the expansion in 1998 with funding for equipment and supplies, providing job experience by employing our students for summer internships and finally hiring our graduates.

Pennock Hall/Michigan College of Optometry (1968) - Built as a residence hall, it was adapted in 1977 to serve as the home for the Michigan College of Optometry at FSU and the University Eye Center.

GENERAL INFORMATION

Pharmacy Building (1972) - Designed to house all on-campus operations of the College of Pharmacy, including specialized laboratories and the model pharmacy, and also contains an antique pharmacy exhibit.

Presidential Art Collection (1996) - Daniel Roache was chosen as the first contributor for a collection featuring commissioned works by Michigan artists honoring Ferris presidents. His aluminum, wall-mounted sculpture representing the seven academic colleges hangs in the Williams Auditorium lobby. A bronze bust of President Byron Brophy by Midland sculptors James S. Hopfensperger and Joan Hopfensperger-Most was dedicated on April 30, 1999. It is on display in the Ferris Library for Information, Technology, and Education (FLITE).

Racquet Facility (acquired in 1980) - The facility offers 4 indoor tennis courts, 10 outdoor hard courts, 2 outdoor clay courts, indoor racquetball, cardiovascular and free-weight equipment, aerobic and fitness classes, tanning booths, tennis lesson programs, rental equipment and a full-service tennis pro shop. This facility serves intramural and intercollegiate athletes, faculty/staff, students and the general public.

Rankin Center (1957) - considered the “campus living room,” is the center of student campus activities. The Student Center provides a wide variety of services and activities to meet the interest and needs of students, faculty, staff and guests of the University. Among the activities available are billiards, table tennis, and video games. Also offered are a television lounge, computers, information center, Seattle’s Best Coffee Shop, Quizno’s Subs, Westview Student Dining, James L. Lundberg Bookstore, fine arts gallery and a variety of conference rooms. Offices for student organizations include The Student Government of FSU, Entertainment Unlimited (programming board) and *The Torch* (student newspaper). On the administrative side, there are offices for Student Affairs, Student Conduct, Residential Life, Student Activities, Catering Services, and the Student Center.

Science Building - Originally built in 1956, remodeled and expanded in 1967, completely renovated in 1997, this building provides teaching auditoria, classrooms, and science laboratories for the College of Arts and Sciences, as well as the Rawlinson Observatory, John and Rhea Smith Greenhouse, and Ritz Reading Room.

Starr Building (1961) - Completely renovated in 1995, students now enjoy new furnishings, state-of-the-art instructional equipment, multimedia labs, study rooms and lounges. It is FSU’s largest general classroom building and houses the Educational and Career Counseling Center including services for students with disabilities; Williams Auditorium, where dozens of live performances and special events are offered each year; and The Jim Crow Museum, a privately donated collection of American racist memorabilia artifacts.

Student Convocation Center/Wink Arena (1999) - This 42,000 square foot facility, located adjacent to the Ewigleben Ice Arena, seats 2,400, including prime sections of chair-back seating. The building complex features an expanded lobby that adjoins the Ice Arena with a pro shop, concession stands, and a display for the Bulldog Hall of Fame. This new center serves as the home for the FSU men’s and women’s basketball programs, and is also used for commencement exercises, major concerts, and special events.

GENERAL INFORMATION

Student Recreational Center (1998) - The former HPE/Wink Arena building was remodeled and reopened August 30, 1998. The facility gives students, faculty, staff, and community members a modern gymnasium, weight room, aerobic room, exercise machines, elevated track, and a variety of fitness classes. A student lounge, indoor swimming pool, spa, and 40-foot climbing wall was completed in 1999.

Swan Technical Center (1966) - This building contains many classrooms and laboratories designed specifically for engineering technology instruction. The building also contains offices of several College of Engineering Technology program coordinators and directors.

Timme Center for Student Services (CSS) (1967) (Renovated 2002) - As the official “welcome center” for the University, the Timme Center for Student Services (CSS) serves as a one-stop service center in which students can register for classes, obtain financial aid and housing information, request transcripts, pay bills, and inquire about student employment opportunities. Highlights of Timme CSS include a glass atrium that extends the full height of the eastern side of the building and a second atrium facing State Street, providing natural sunlight and openness for the building. Formerly the campus library, the Timme CSS is a place of diversity, art, history and service. The First Floor houses the Financial Aid, Business, and Student Employment offices; the offices of Admissions and Records, Enrollment Services, Academic Senate, & Institutional Research are on the Second Floor. The Third Floor features a display of Ferris historical memorabilia, as well as houses the offices of the President, Provost & Vice President for Academic Affairs, Chief Diversity Officer, Budgetary Planning and Analysis, and the Testing Office. The carefully chosen combination of offices and services provides a wonderful welcome to all constituents in the middle of campus.

Tot’s Place (instituted 1987) - Located on the first floor of Bishop Hall, Tot’s Place Child Development Center is a full service child care center providing educational programs for children of FSU students, faculty/staff, and the surrounding community. Tot’s Place also serves as a laboratory for many FSU academic programs.

Victor F. Spathelf College of Allied Health Sciences (1979) - This four-level structure contains the specialized classrooms, laboratories and offices for the students, faculty and administration of the College of Allied Health Sciences.

GENERAL INFORMATION

FERRIS STATE UNIVERSITY CALENDAR

Fall Semester, 2009

Aug. 26-28	Registration
Aug. 31	Classes begin
Sept. 7	Labor Day - no classes
Oct. 26	Mid-term grades due
Nov. 4	Last day for approved unqualified W grade
Nov. 25	Thanksgiving recess begins
Nov. 30	Classes resume
Dec. 11	Last day of classes
Dec. 14	Examination week begins
Dec. 18	Last day of examination week
Dec. 19	Fall Commencement

Spring Semester, 2010

Jan. 6-8	Registration
Jan. 11	Classes begin
Jan. 18	Martin Luther King Day - no classes
Mar. 6	Spring recess begins
Mar. 8	Mid-term grades due
Mar. 15	Classes resume
Mar. 25	Last day for approved unqualified W grade
Apr. 1	Mid-term break begins - no classes
Apr. 5	Classes resume
Apr. 30	Last day of classes
May 3	Examination week begins
May 7	Last day of examination week
May 7 & 8	Spring Commencement

Summer Semester, 2010

May 18	Registration
May 18	Classes begin
May 31	Memorial Day - no classes
July 5	Independence Day recess - no classes
July 8	Last day for approved unqualified W grade
Aug. 11	Last day of summer semester classes

Fall Semester, 2010

Aug. 25-27	Registration
Aug. 30	Classes begin
Sept. 6	Labor Day - no classes
Oct. 25	Mid-term grades due
Nov. 3	Last day for approved unqualified W grade
Nov. 24	Thanksgiving recess begins
Nov. 29	Classes resume
Dec. 10	Last day of classes
Dec. 13	Examination week begins
Dec. 17	Last day of examination week
Dec. 18	Fall Commencement

TELEPHONE NUMBERS (frequently used)

The telephone number for the Ferris State switchboard is (231) 591-2000; the telephone operator can assist you. Most colleges, departments and offices also have their own numbers. The toll free number is 800-433-7747. Some frequently called numbers are listed below:

Academic Deans Offices

College of Allied Health Sciences	591-2270
College of Arts and Sciences	591-3661
College of Business	591-2420
College of Education & Human Services	591-3646
College of Pharmacy	591-3780
College of Professional & Technological Studies	231-591-2340
College of Technology	591-2890
Kendall College of Art & Design.....	616-451-2787
Michigan College of Optometry at FSU.	591-3700
University College	591-2428

Student Services

Admissions & Records	591-2100
Birkam Health Center.....	591-2614
Business Operations	591-2125
Career Services	591-2685
Institutional Research & Testing	591-3628
Orientation.....	591-2100
Residential Life (Housing)	591-3745
Student Employment	591-2010

General

Alumni Relations	591-2345
Athletic Department.....	591-2860
FLITE Library	591-3500
Public Safety	591-5000
Rankin Student Center.....	591-5916
Student Activities.....	591-2606
University Advancement & Marketing	591-3815

Kendall College of Art & Design 616-451-2787

Admissions.....	EXT 1107
College Counselor.....	EXT 1136
Enrollment Management	EXT 1113
Financial Aid.....	EXT 1112
Library	EXT 1122
Registrar.....	EXT 1141

College of Professional & Technological Studies (Off-Campus Offerings):

Big Rapids.....	231-591-2340
Grand Rapids.....	616-643-5737

GENERAL INFORMATION

EDUCATIONAL GRANTS AND SCHOLARSHIPS

2009-2010 FIRST-TIME FRESHMAN SCHOLARSHIPS			
<u>Scholarship</u>	<u># Awarded</u>	<u>Total Amount</u>	<u>Average Award</u>
Founder's	33	\$307,620	\$9,321
President's	49	\$269,500	\$5,500
Dean's	376	\$1,128,000	\$3,000
Residential Life	192	\$384,000	\$2,000

FEDERAL

Academic Competitiveness Grant (ACG)
 National Science and Mathematics Access to Retain
 Talent Grant (SMART)
 Teacher Education Assistance for College and Higher
 Education Grant (TEACH)
 The Federal Pell Grant
 The Supplemental Educational Opportunity Grant

STATE

Gear Up Grant
 KCP Future Faculty Fellowship
 Michigan Competitive Scholarship
 Michigan Merit Award
 Michigan Nursing Grant
 Michigan Nursing Scholarship
 Tuition Incentive Program (TIP)

INSTITUTIONAL

Ability Scholarship
 Academic Opportunity Scholarship
 Athletic Grants (Individual Sports)
 COB Leadership Scholarship
 College of Business Scholarship
 Community Based Scholarship
 COT Student Kickoff Award
 Dean's Scholarship
 Detroit Compact Scholarship
 Detroit Public Scholarship
 Doctor of Pharmacy Scholarship
 Entertainment Unlimited Scholarship
 Ferris Achievement Scholarship
 Ferris Grant
 Ferris Support Grant
 Founder's Scholarship
 FSU Native American Tuition Waiver
 Honors Residential Life Scholarship
 Intensive English Scholarship
 International Transfer Scholarship
 Kelso-Battle Scholarship
 Kendall Assistance Grant
 Military Veteran's Scholarship
 Non Resident Transfer Scholarship
 Phi Theta Kappa Scholarship
 President's Invitational Scholarship
 President's Scholarship
 Pro Start Scholarship
 PTM Scholarship
 Residential Life Scholarship
 Skills USA Scholarship
 Study Abroad Scholarship
 Transfer Academic Achievement Scholarship
 Transfer Academic Excellence Scholarship
 Transfer Residential Life Scholarship
 Wade McCree Scholarship
 Wenrich Tuition Scholarship

EDUCATIONAL GRANTS AND SCHOLARSHIPS

GRANTS AND SCHOLARSHIPS

1968 Football Scholarship
A. Cramer Memorial Scholarship
Abbott Laboratories Scholarship
ACCA Past Presidents Council Scholarship
AITP Scholarship
Alton/Evelyn Brayton Scholarship
Alumni Association Legacy
AM Welding Society - Detroit Scholarship
AM Welding Society-District Eleven Scholarship
AM Welding Society-Miami Scholarship
AM Welding Society-National Named Scholarship
AM Welding Society-Saginaw Scholarship
AM Welding Society-West MI Scholarship
American Assoc. of HTG, REF and A/C Eng. Scholarsh
American Foundation for Vision Awareness Scholarshi
American Hotel Foundation Scholarship
American Photo Marketing Scholarship
American Professional Estimators Scholarship
American Society for Quality Control Scholarship
Amerikam Scholarship
Amy Ament Award
Andrea L. Warfield Memorial Endowed Scholarship
Anne Szabunia Memorial Scholarship
AOA Advantage Scholarship
AOF Carl Zeiss Vision Fellowship
Applied Math/Actuarial Science Scholarship
Army ROTC Scholarship
Arnold & Carolyn Johnson Scholarship
ASHP Student Leadership Award
Association of Golf Exhibitors
Automotive Aftermarket Industry Scholarship
Barbara Chapman International Study
Barnes & Noble Scholarship
Barry Barratt Scholarship
BCI New OD Scholarship
Bel-Aire HVACR Scholarship
Big Rapids Garden Club Scholarship
Bill & Lynne Scheible Scholarship
Bingman Scholarship
Blanche Arnold Scholarship
Board of Nursing Scholarship - MSN
Board of Nursing Scholarship - RN
Boerma Eagle Scout Scholarship
Brian & Grace Brown Scholarship
Brian Chapman Memorial PGM Scholarship
Brian McDonald Scholarship
Brudy Memorial Pharmacy Scholarship
Business Student Assistance Scholarship
C. Alan Tressler Memorial Scholarship Fund
Cadillac Area Human Association Scholarship
Canadian Collection Scholarship
Canadian Lakes Garden Club Scholarship
Canadian Lakes Mecosta County Scholarship
Canteen Services Inc. Scholarship
Capital Regional Community Foundation Scholarship
Cascade Engineering Annual Scholarship
CCNA Certification Scholarship
Celestine Moloney Scholarship
Charles G. Jehnzen Basketball Scholarship
Charles Hampton Scholarship
Charles J. Kodis Advanced Industrial Automation
Charles Jehnzen Scholarship
Charles Kodis Scholarship
Charlotte Kiwanis Scholarship
Charter Schools Office Scholarship
Chase Plastic Scholarship
Chicago Rawhide Scholarship
Chrysler Apprenticeship Scholarship
Class of 1974 Linda Willette Scholarship
Claucherty Scholarship
CLS - Clinical Lab Sciences Scholarship
CM Industry Golf Outing Scholarship
COB Leadership Scholarship
Coca-Cola/Crystal Mountain Scholarship
College of Education Alumni Scholarship
Construction Assoc/Don Purdie Mem Sch
Craig and Lee Ann Westman Scholarship
Cummings Scholarship
Cummins Inc. Scholarship
Curtis Brown Scholarship
CVS Pharmacy Award
Daniel Tyler Scholarship
Daudi Book Scholarship
David D. Whalen Scholarship
David Prior Scholarship
David R. Greer Surveying Engineering Scholarship
David/Carol Drake Scholarship
DECA Scholarship
Dee Kap Memorial Scholarship
Delta Tau/Lambda Chi Scholarship
Dental Health Professionals Dental Hygiene Scholarship
Diane Nix Memorial Scholarship
Dick Brammer Scholarship
Dick Dolack Excellence in Officiating Scholarship
Dieter H. Weiss Award
Distinguished Zerocrats Scholarship
Doctor of Pharmacy Scholarship
Donald and E. Lyle Magee Scholarship
Donald Shreve Scholarship
Douglas Froelich Scholarship
Douglas Hagemann Scholarship
Dow Industrial Chemical Scholarship
Call Family Scholarship
Dr. Adnan Dakkuri Pharmacy Scholarship
Dr. Gabriel Memorial End. Scholarship
Dr. Henry R. Racki OPT Scholarship
Dr. Henry Reitz End. Scholarship
Dr. Ian Mathison Endowed Scholarship
Dr. Jack Bennett Memorial Scholarship
Dr. Merrill R. Murray Memorial Scholarship
Dr. William Sakalauskas Scholarship

GENERAL INFORMATION

EDUCATIONAL GRANTS AND SCHOLARSHIPS

Dr. William Sederburg Scholarship
DuPont-Dow Elastomers Scholarship
Dykstra Scholarship
ECNS 115 Incentive Scholarship
E-Commerce Marketing Scholarship
Ed Harris Memorial Scholarship
Edward Griffen Memorial Teacher Education
Edward Redwood Scholarship
Edwin/Barbara Courtright Scholarship
Eisler Annual Scholarship
Elizabeth Keeney Scholarship
Enterprise Book Scholarship
Eric Rudert Scholarship
Ernie Fuller Scholarship
Esther Ewigleben Memorial Scholarship
Ewigleben Scholarship
Excellence Alliance Scholarship
F.A. Muehlenbeck Scholarship
Fairman Scholarship Fund
Falcone Memorial Scholarship
Family Fare Pharmacy Scholarship
Felpausch Pharmacy Scholarship
Fenn & Associates Surveying Scholarship
Ferris Foundation Need Based Scholarship
Ferris Leach Annual Scholarship
Ferris Professional Women
Ferris State University Scholarship
Ferris/Jean Leach Scholarship
FFA/Russel Moffett Scholarship
Finishmaster Automotive Scholarship
First Robotics Scholarship
Flint Public Schools Scholarship
Ford Motor Company Scholarship
Fortune/Morlock Memorial Scholarship
Foundation Federated Garden Club Scholarship
Foundation for Excellence Scholarship
Frances Friar Nursing Scholarship
Frank Karas Scholarship
Frank L. Greathouse Gov't Accounting Scholarship
Frank Marra Memorial Scholarship
Fred E. Taylor Endowed Scholarship
Fred Kellogg Scholarship
Frederick Broemer Award
Freudenberg NOK Scholarship
FSU Alumni & Friends Scholarship
FSU Alumni Softball Scholarship
FSU Dental Hygiene Alumni Scholarship
FSU Dining Services Scholarship
Fund Evaluation Group Scholarship
G Storm Memorial Technical Teacher Education
Gary Trimarco Automotive Scholarship
Gary Waters Basketball Scholarship
Gateway to Germany Scholarship
Geff Reinke Endowed Scholarship
George & Kathryn Menoutes Scholarship
George A. Nielsen Public Investor Scholarship
George Bowlby Scholarship
George Holcomb Memorial Scholarship Fund
George Kossaras Scholarship
Gerace Construction Scholarship
Glen's Pharmacy Scholarship
Glenna F. Spellicy Memorial Scholarship
GM Service Op Auto Tech Scholarship
Godfrey Parsons Scholarship
Gordon Kamstra Memorial Scholarship
Governors Career Scholarship
GR Club of Printing Craftsmen Scholarship
GR New Car Dealers Scholarship
Gregory Dreuth Scholarship
Hammer's 4-C's Award
Harley Halsted Scholarship
Harper Wildern Pharmacy Scholarship
Harry & Belle Schwarzbach Scholarship
Harry Larson Memorial Scholarship
Harry Melling Memorial Scholarship
Harry Swartz Pharmacy Administration Award
Hashimi Dental Leadership Scholarship
Helen Bennett Memorial Scholarship
Helen Ferris Vartan Scholarship Fund
Helen Popovich Scholarship
Henry Tschappat Scholarship
Hicks Gridiron Scholarship
Hoexum Scholarship
Home Builders of Mecosta County
Honorable John O'Brien Scholarship
Horticulture and Technology Scholarship
Hospitality GALA-DECA Scholarship
Hospitality Management Scholarship
Howard Hulsman Scholarship
HS Die Engineering, Inc.
HURCO Engineering Scholarship
Hurco Ultimax Scholarship
Hurst Mechanical Inc. Scholarship
HVACR - Htg. Vent, A/C, Ref. Engineering Scholarship
Independent Inc. Scholarship
Innovative Breakthrough SBM
Intensive English Scholarship
International Student Emergency Scholarship
Jack LeBarre Scholarship
Jack Newcombe Scholarship
J.B. McCormick Scholarship Fund
J. N. Nelson Family Scholarship
Jacob & Gertrude VanDyke Scholarship
James Bolthouse Memorial Scholarship
James Shane Scholarship
Japanese Parent's Textbook Scholarship
Jenny Jacobs Softball Scholarship
Jerry and Mary Ford Scholarship
Jerry Moore Memorial PGM Scholarship
Jessica Nagle-Wilson Scholarship
Jim Ferrell Memorial Endowed Scholarship
Joan Nelson Scholarship

EDUCATIONAL GRANTS AND SCHOLARSHIPS

Joan Reirson Draugalis Endowment
John Celestino Endowed Scholarship
John Christie Scholarship
John Deere Foundation Scholarship
John J. Wheeler Scholarship
John Newell Scholarship
John P. Nelson Endowed Scholarship
John R. Smith Memorial Endowed Leadership
John Sebold Memorial Scholarship
Jordan Scholarship
Joseph Bishop Surveying Scholarship
Joseph Juran Scholarship
Joseph Sasaki Scholarship Fund
Jourdain Scholarship
Julia McCormick
Junior Achievement Scholarship
Karlis K. Kazerovskis Scholarship
Kearn's Educational Award
KEBS Incorporated Scholarship
Kendall Digital Media Scholarship
Kenneth Spoerk Memorial Scholarship
Khagendra Thapa K. Surveying Scholarship
K-Mart Pharmacy Scholarship
Korean Students Scholarship
Kurt Hellthaler Memorial Scholarship
Labroff Scholarship
Lakeview Foundation Healthcare Scholarship
Lambda Sigma Honor Society Scholarship
Laverne Curtis Scholarship
Lewis & Lewis Surveying
Lloyd C. Zill Scholarship
Long Scholarship
Lorna Lewis Holistic Nurse Scholarship
Louis/Angeline Burg Scholarship
Lula Coker Nash Scholarship
Macomber/Atwell Hicks, Inc. Scholarship
Mahida Surveying Scholarship
Manufacturing Scholarship
Marco Family Foundation Grant
Marriot Golf Scholarship
Martin J Wozniak End. Scholarship
Marty Lass Golf Scholarship
Mary Ann Hashimi Memorial Scholarship
Mary C. Feint Surveying Scholarship
Mary McCorriston Child Development
Mary T. Creswell Scholarship
Matt Lichtle Scholarship
Maude Korstange Scholarship
Mavcon "Ken Reinink" Construction Sch
McKesson Med. Mgmt Dean's Scholarship
McLoughlin Family Endowed Scholarship
McNaughton/McKay Scholarship
MCO Alumni Endowed Scholarship
Mechanical Service Contractors of America
Mecosta County Veterans Scholarship
Medicine Shoppe Scholarship
Meijer Inc. Accountancy Scholarship
Meijer Inc. Pre-Senior Scholarship Award
Melling Memorial Endowed Scholarship
MI Pharmacists A D PRFFLSM Award
MIAEYC Student Leadership Scholarship
Michael/Paula Rushford Scholarship
Michelle Robinson Scholarship
Michigan Adjusters Association Scholarship
Michigan Association Pipe Trades Scholarship
Michigan Chapter Air/Cond Contractors Scholarship
Michigan Kroger/Dairy Scholarship
Michigan Mechanical Contractor Scholarship
Michigan Pharmacy Fund Scholarship
Michigan Printing Week Association Scholarship
Mid Michigan Engineering And Surveying Scholarship
Mid Michigan Pharmacists Association Scholarship
Midland Lions Club R. Maier Scholarship
Mike Shira Health Systems Management
Military Veteran's Scholarship
Millard/Ida Quinlan Scholarship
Minnie Mould Marsh Endowed Scholarship
Minorities in Government Finance Scholarship
Minority Student/Academic Opportunity
ML King/ALPHA PHI ALPHA Scholarship
ML King/Rosa Parks/KCP Future Faculty
Moore & Bruggink Incorporated Scholarship
Morris Hood Scholarship
Mylo Ragan Endowed Scholarship
NA Heat-Air Conditioners Scholarship
NACDS Dean's Scholarship
National Guard Scholarship
National Scholars Honor Society
New Horizon Scholarship
Norris & Irene Johnson Scholarship
Northern Michigan Road Commission Scholarship
O.B. Davenport Scholarship
Oakland Area Scholarship
O'Brien, Quy Scholarship
Order of Omega Beta Phi Annual Scholarship
Orville Hoffman Scholarship
Oswald Rossi Scholarship
Outer Drive Hospital Auxiliary Scholarship
Patricia Berry Intensive English Scholarship
Paul E. Borton Memorial Scholarship
Paul Runyan Scholarship
Paul Winfred Owens Scholarship
Pfizer Scholarship
PGA Diversity Scholarship
PGM Alumni Scholarship
PGM Scholarship
Pharmacists Mutual Scholarship Award
Pharmacy Alumni Scholarship
Pharmacy Dean's Scholarship
Phillip's Ford Lincoln Mercury
Plumbers/Steamfitters 190 Scholarship
Prism Writing Contest Annual Scholarship

GENERAL INFORMATION

EDUCATIONAL GRANTS AND SCHOLARSHIPS

Progressive Group Alliance Scholarship
Puterbaugh Scholarship
Rautiola PTM Scholarship
Raymond Kenyon Scholarship
Reed City FSU Distinguished Alumni Scholarship
Refrigeration Engineering Inc. Scholarship
Reginald/Vivian Sharkey Scholarship
Resistance Welder Scholarship
RESPY Pharmacy Scholarship
Rex Dew Memorial Textbook Fund
Rhein Chemie Scholarship
Richard Hunter Scholarship
Rick Carlton PTM Business Scholarship
Rick Rodenhouse Memorial Scholarship
Rite-Aid Junior Scholarship Award
Robert Brand Memorial Scholarship
Robert Brauer Award
Robert Buchdahl Memorial Award
Robert Burch Scholarship
Robert Byrd Scholarship
Robert Hendricks Memorial Scholarship
Robert VanHoven Memorial Award
Robert Williams Scholarship
Robert/Jean Olson Scholarship
Roberta Teahen University Center for Extended Learning
Roger/Debra Card Wildlife Scholarship
Rolland L. Hicks Endowed Scholarship
Rought Surveying Scholarship
Rowe Incorporated Scholarship
Rubber Manufacturing Association Scholarship
Ruby MacNeill Endowed Memorial
Rumsey Memorial Scholarship
Runners Memorial Scholarship
Russell & Avis Gerber Endowed Scholarship
Russell G. Merithew Scholarship
Ruth L. Shattuck Scholarship
Safe Scholarship
Saginaw Community Foundation Scholarship
Scott D. Anderson Mem. Schol. - Morley/Stanwood HS
Scott D. Anderson Mem. Scholarship for FSU
Scott Schultz Excellence Scholarship
Scott Whitener Memorial Scholarship
Searle Pharmacy Scholarship
Sherman Throop Memorial Scholarship
Shopko Pharmacy Scholarship Award
Sloan Trans. Prod. Heavy Equip. Scholarship
Smith/Taylor/Malloy Scholarship
Society Of Mfg Eng - Chapter 11
Society Of Mfg Eng - Chapter 38
S-STEM Scholarships
Stan Dean Memorial Endowed Scholarship
Stephen E Martin Memorial Award
Steven Brown Memorial Scholarship
Student Affairs Student Leadership
Student Ambassador Scholarship
Student Senator Scholarship
Susan Greene Memorial Scholarship
Susan Marie Edwards Scholarship
TAC Automotive Group Scholarship
Talbots Women's Scholarship
Target Pharmacy Scholarship
Target Scholarship
Technology in Optometry Scholarship
Theta Alpha Sigma Scholarship
Thomas Reuther Scholarship
Thomas Sobota Memorial Scholarship
Three Rivers Construction Scholarship
Tingley & Associates Scholarship
TJ Amick Memorial Endw- Kendall Scholarship
Tokie Yamada Scholarship
Toyota Scholarship
TVP Silver Anniversary Scholarship
Tylenol Scholarship
Upper Division Academic Scholarship
Upper Peninsula MPA Scholarship
Urban Land Consultants Scholarship
Vanderlaan Leadership Award
Vanduinen Memorial Scholarship
Victoria Kamm Scholarship
Vision Service Plan Academic Scholarship
W. J. Stevenson Scholarship Fund
W.C. Judson Scholarship
W.S. Garrison Scholarship
Walgreen Scholarship
Wal-Mart Optical Scholarship
Wal-Mart Pharmacy Scholarship
Wanda Butler Memorial Award
Warren & Beverly Parker Scholarship Endowment
W. E. Dengler Pharmacy Scholarship
Weeks-Lakin Optometry Scholarship
Welding Competition Scholarship
West Michigan Credit Union Scholarship
West Michigan Mechanical Contractors Scholarship
West Michigan Rubber Group Scholarship
Whitehead Memorial Scholarship
Wildern Family Scholarship
William Beagle Scholarship
Willis J. Heyl Award in Pharmacognosy
WM Merle Morris Endowed Scholarship
Woolpert LLP Scholarship
Zakov Family Endowed Scholarship

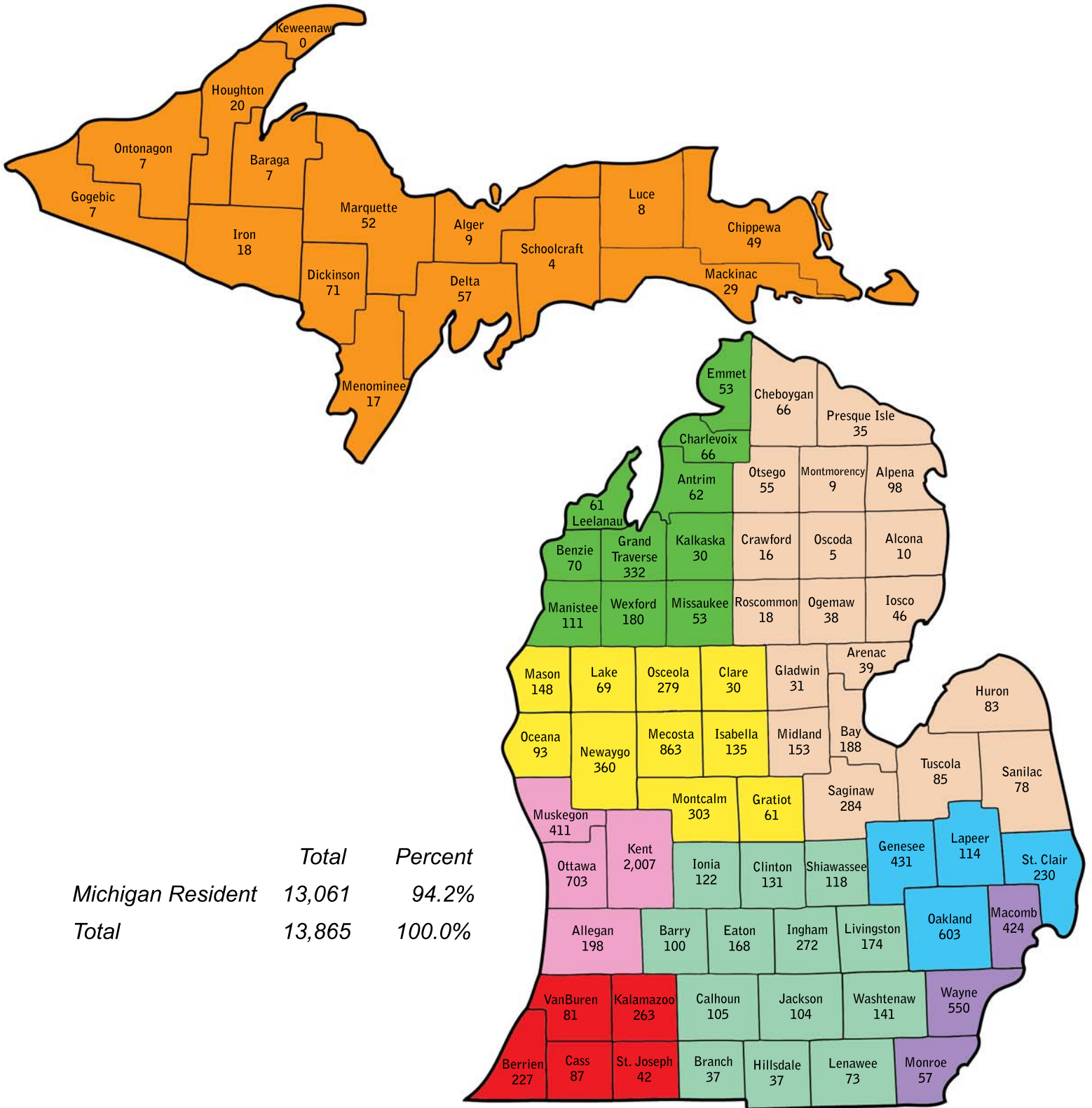
EDUCATIONAL GRANTS AND SCHOLARSHIPS

INSTITUTIONAL LOANS

A.G. Buchman Student Loan Fund
Abigail Timme Endowed Student Loan Fund
Addie & Earl Campbell Memorial Loan Fund
Albert Pisa Loan
Alden W. Brown Student Loan Fund
Allied Health Loan
Alma Lidell Tufveson Memorial Loan Fund
Alumni Loan
Ansel C. Hook Memorial
Arthur E. Ormsbee Memorial Loan Fund
Asian Student Loan
Augusta Taisey Memorial Loan Fund
Bernice Behrens Student Assistance Fund
Bush Memorial Loan Fund
Carl Starkey Loan
Carlisle Memorial Fund
Carlton G. Ferris Student Loan Fund
Carr/South Emergency Loan
Charles S. Neithercut Student Loan Fund
Claus, Graduate Loan Fund
Clyde C. Heinonen Memorial Loan Fund
College of Business Memorial Loan Fund
College of Business Student Emergency Loan Fund
College of Optometry Student Emergency Loan Fund
College of Pharmacy Student Emergency Loan Fund
Cronk Loan
Cummings Loan
David M. Denbrock Memorial Loan Fund
Dean Donald Rankin Loan Fund
Dingman, William E. Loan
Discretionary Loan Fund
Dr. P & L Scholler Fund
Dr. Ralph Pino Memorial Loan Fund
Earl H. McCormick Memorial Loan Fund
Fern & William Brown Loan Fund
Fern R. Holden Student Loan Fund
Francis R. Piper Loan Fund
Frank Clark Loan
Fred W. Swan Memorial Student Assistance Fund
George Berden Loan
Geraldine Travis MacGregor Memorial Loan Fund
Gerrit Masselink Memorial Loan Fund
Glenn C. Bond Memorial Loan Fund
Graphic Art Loan Fund
Helena E. Paris Loan Fund
Henry Lowsma Memorial Loan Fund
Herbert H. Martz Student Assistance Fund for Pharmacy Students
James Morton Memorial Loan Fund
Jay Oviatt Pharmacy Student Loan Fund
Jordan, R & A Loan
Kappa Alpha Psi Loan
Karlis K. Kazerovski Endowment Loan
Kenneth Spoerk Memorial Loan Fund
Kuhlman/Greene Loan
Kurt Hellthaler Loan Fund
Lee W. Cookson Memorial Loan Fund
Leon Probst Memorial Loan Fund
Lithocrafters and Bookcrafters Loan Fund
Louis Legg Loan
Lowell DeMoss Memorial Student Loan Fund
Lynn H. Cook Memorial Loan Fund
M. Lewis Fishman Memorial Loan Fund
Matilda Ann Dell Pharmacy Student Loan Fund
Max E. Smith Memorial Loan Fund
MI Construction Equipment Dealer Loan
MI State Federation of Women's Clubs Student Loan
Michigan Assoc. of Edu. Secretaries Memorial Loan Fund
Michigan Pest Control Loan
Nancy Ingall Memorial Loan Fund
Northern Michigan Road Comm Assoc Loan Fund
Orval Plank Memorial Loan Fund
Perry Converse Loan
Perry Drug Stores, Inc. Loan Fund
R.M. Wylie Student Loan Fund
Raymond W. Starr Student Loan Fund
Redman Agency Inc. Student Loan Fund
Regina L. Stevenson Holt Memorial Loan Fund
Richard Faber Loan
Richard J. and Marion Morley Memorial Loan Fund
Richard S. Labroff Loan
Robert and Gertrude Burns Memorial Loan Fund
Roger Allen Student Assistance Fund
Ronald M. Solomon Memorial Loan Fund
Roy Alvarado Memorial Loan Fund
Roy Clark Vandercook Memorial Loan Fund
Rueben E. & Gertrude A. Trippensee Memorial Loan
Spathelf Loan
Special Loan Fund
Steve Bordano Memorial Loan Fund
Townsend and Buttum, Inc. Student Loan Fund
UMOI-United Migrants Loan
V.R. Sines Memorial Fund
Veddar Loan
Walter Armbruster Memorial Loan Fund
Walter H. Gillette Memorial Loan Fund
Will Lane Pharmacy Student Assistance Fund
William C. Moore Memorial Loan Fund
William C. Wolfinger Memorial Loan Fund
Wolverine Club Student Loan Fund

Students/Enrollment

FALL 2009 ENROLLMENT BY COUNTY



* Colors denote admissions counselors recruiting territories.

	Total	Percent
Michigan Resident	13,061	94.2%
Total	13,865	100.0%

STUDENTS/ENROLLMENT

FALL 2009 ENROLLMENT BY STATE & BY COUNTRY

NON-MICHIGAN STUDENTS BY STATE

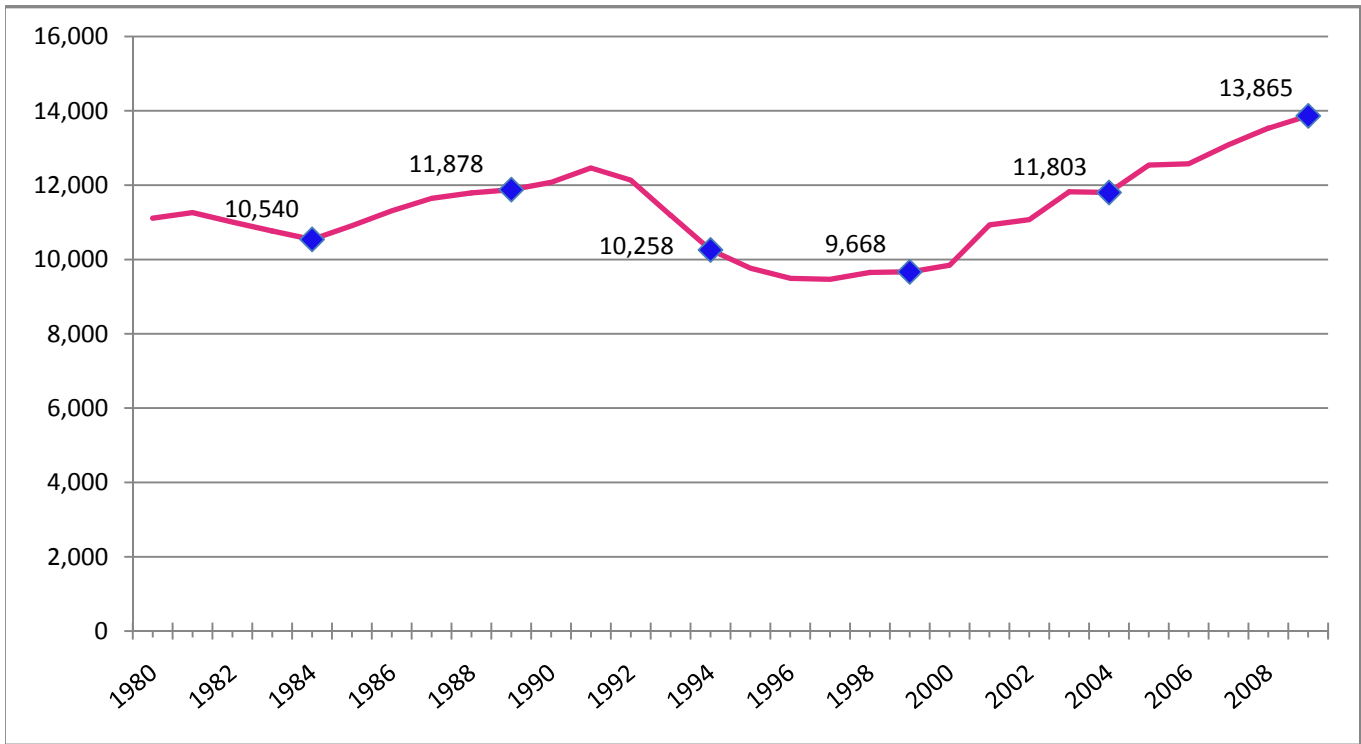
Alabama	1	Illinois	180	Montana	4	Rhode Island	1
Alaska	4	Indiana	74	Nebraska	2	South Carolina	1
Arizona	5	Iowa	8	Nevada	2	South Dakota	4
Arkansas	0	Kansas	1	New Hampshire	3	Tennessee	4
California	25	Kentucky	0	New Jersey	7	Texas	11
Colorado	9	Louisiana	1	New Mexico	3	Utah	5
Connecticut	1	Maine	0	New York	28	Vermont	1
Delaware	1	Maryland	9	North Carolina	7	Virginia	11
Florida	15	Massachusetts	5	North Dakota	2	Washington	6
Georgia	17	Minnesota	25	Ohio	52	West Virginia	1
Hawaii	1	Mississippi	1	Oklahoma	4	Wisconsin	63
Idaho	2	Missouri	10	Oregon	3	Wyoming	0
				Pennsylvania	12	Unidentified	11
						TOTAL	643
						TOTAL STATES	45

FOREIGN STUDENTS BY COUNTRY

<u>Africa</u>	<u>11</u>	<u>Asia</u>	<u>74</u>	<u>Europe</u>	<u>13</u>	<u>North America</u>	<u>51</u>
Botswana	2	Afghanistan	1	Cyprus	1	Canada	50
Congo	1	Bangladesh	1	England	2	Mexico	1
Ghana	1	China	1	Finland	2		
Kenya	2	India	40	France	4	<u>South America</u>	<u>2</u>
Nigeria	5	Japan	1	Germany	2	Brazil	1
		Kuwait	1	Sweden	1	Venezuela	1
		Pakistan	1	Turkey	1		
		Saudi Arabia	15				
		South Korea	10				
		Vietnam	3			Unidentified	10
						TOTAL	161
						TOTAL COUNTRIES	26

Source: Office of Institutional Research & Testing

TOTAL HEADCOUNT ENROLLMENT



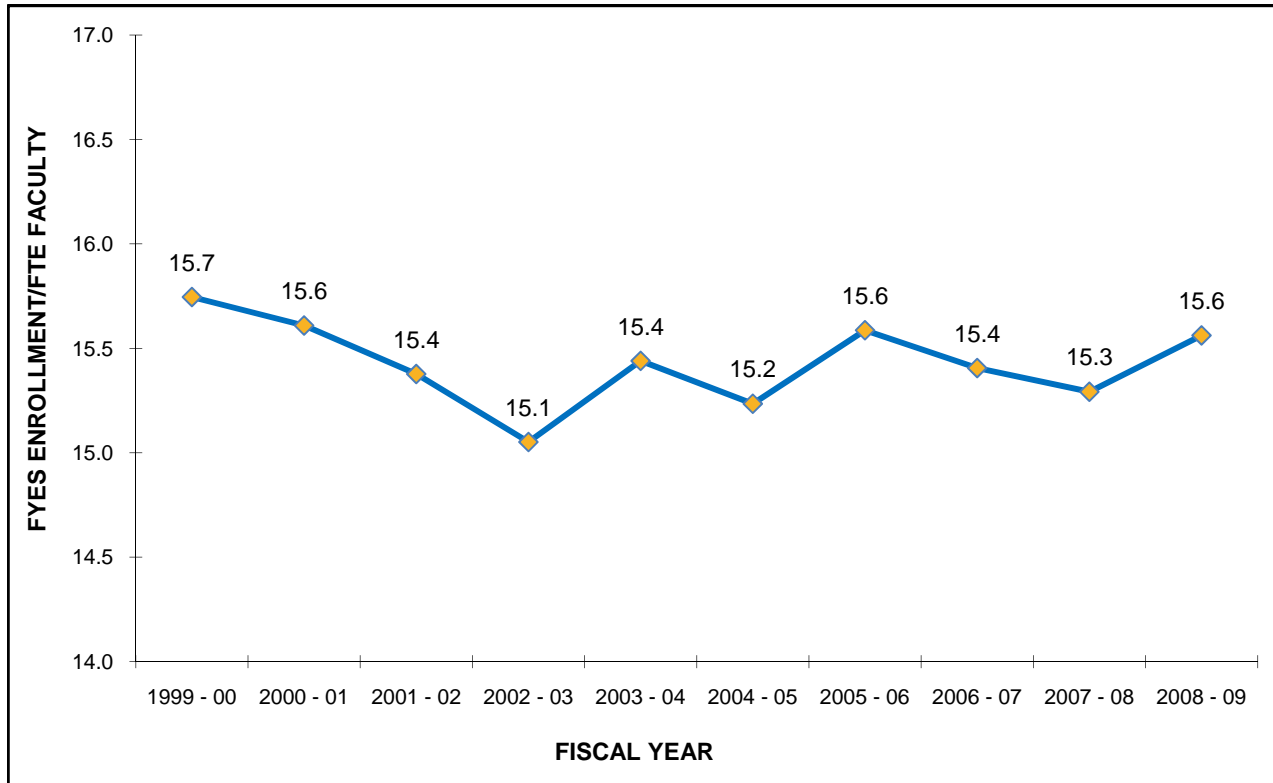
FALL ENROLLMENT 1980 - 2009

1980	11,112	1995	9,767
1981	11,261	1996	9,495
1982	11,008	1997	9,468
1983	10,767	1998	9,651
1984	10,540	1999	9,668
1985	10,909	2000	9,847
1986	11,310	2001	10,930
1987	11,643	2002	11,074
1988	11,792	2003	11,822
1989	11,878	2004	11,803
1990	12,076	2005	12,540
1991	12,461	2006	12,575
1992	12,134	2007	13,087
1993	11,188	2008	13,532
1994	10,258	2009	13,865

Source: Office of Institutional Research and Testing

STUDENTS/ENROLLMENT

FULL-YEAR EQUATED STUDENT (FYES) ENROLLMENT PER FULL-TIME EQUATED (FTE) FACULTY 1999 - 00 to 2008 - 09



STUDENT - FACULTY RATIO

	<u>FYES</u>	<u>FTE</u>	<u>RATIO</u>
1999 - 00	8,527	541.55	15.7
2000 - 01	8,977	575.11	15.6
2001 - 02	9,568	622.23	15.4
2002 - 03	9,841	653.82	15.1
2003 - 04	10,340	669.70	15.4
2004 - 05	10,548	692.37	15.2
2005 - 06	11,063	709.78	15.6
2006 - 07	11,098	720.39	15.4
2007 - 08	11,392	744.96	15.3
2008 - 09	11,667	749.72	15.6

Source: State of Michigan HEIDI Database, Budget Office

**5-YEAR ENROLLMENT BY COLLEGE
FALL SEMESTER**

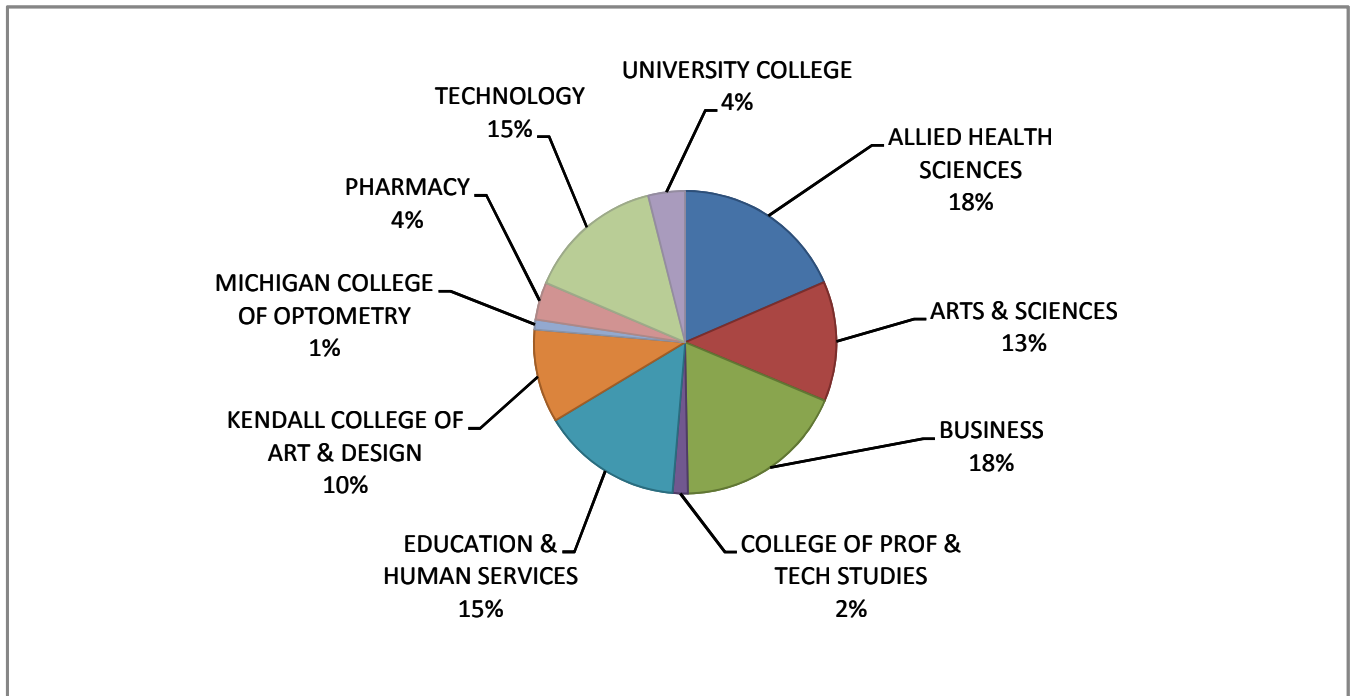
<u>COLLEGE</u>	<u>2005-06</u>	<u>2006-07</u>	<u>2007-08</u>	<u>2008-09</u>	<u>2009-10</u>
ALLIED HEALTH SCIENCES	1,767	1,764*	1,960	2,314	2,566
ARTS & SCIENCES	1,743	1,783	1,837	1,763	1,775
BUSINESS	2,173	2,205	2,364	2,473	2,550
COLLEGE OF PROF & TECH STUDIES	210	216	256	223	225
EDUCATION & HUMAN SERVICES	2,218	2,114*	2,013	1,993	2,085
KENDALL COLLEGE OF ART & DESIGN	1,036	1,082	1,180	1,352	1,385
MICHIGAN COLLEGE OF OPTOMETRY	131	133	138	146	146
PHARMACY	489	515	542	546	557
TECHNOLOGY	2,395	2,263	2,264	2,160	2,029
UNIVERSITY COLLEGE	385	500	533	562	547
TOTAL	12,547	12,575	13,087	13,532	13,865

* Totals for Allied Health Sciences & Education and Human Services differ from the official 4th day count.
8 students in nursing were incorrectly coded to Education & Human Services.

Source: Office of Institutional Research and Testing

STUDENTS/ENROLLMENT

PERCENT OF STUDENTS BY COLLEGE FALL SEMESTER 2009



STUDENT ENROLLMENT BY COLLEGE

ALLIED HEALTH SCIENCES	2,566
ARTS & SCIENCES	1,775
BUSINESS	2,550
COLLEGE OF PROF & TECH STUDIES	225
EDUCATION & HUMAN SERVICES	2,085
KENDALL COLLEGE OF ART & DESIGN	1,385
MICHIGAN COLLEGE OF OPTOMETRY	146
PHARMACY	557
TECHNOLOGY	2,029
UNIVERSITY COLLEGE	547
TOTAL	13,865

Source: Office of Institutional Research and Testing

ENROLLMENT SUMMARY FALL 2009

	<u>FULL-TIME</u>		<u>PART-TIME</u>		<u>TOTAL</u>
UNDERGRADUATE STUDENTS	9,203	73%	3,389	27%	12,592
GRADUATE STUDENTS	94	16%	476	84%	570
FIRST PROFESSIONAL STUDENTS	681	97%	22	3%	703
ALL STUDENTS	9,978	72%	3,887	28%	13,865

	<u>MEN</u>		<u>WOMEN</u>		<u>TOTAL</u>
TOTAL FULL-TIME	5,246	53%	4,732	47%	9,978
TOTAL PART-TIME	1,671	43%	2,216	57%	3,887
TOTALS	6,917	50%	6,948	50%	13,865

	<u>FALL 2007</u>	<u>FALL 2008</u>	<u>FALL 2009</u>
FTIAC'S * (First Time In Any College)	2,340	2,403	2,242
READMITS	439	441	473
TRANSFERS	1,489	1,597	1,677
CONTINUING	8,802	9,059	9,441
GUEST	17	32	32
TOTAL	13,087	13,532	13,865

<u>FRESHMAN</u>	<u>FALL 2007</u>	<u>FALL 2008</u>	<u>FALL 2009</u>
APPLIED	9,097	11,767	10,743
ACCEPTED	5,403	6,449	5,942
ENROLLED	2,340	2,403	2,242
RATIO of ENROLLED to ACCEPTED	0.43	0.37	0.38

	<u>FALL 2007</u>	<u>FALL 2008</u>	<u>FALL 2009 **</u>
TOTAL	13,087	13,532	13,865
ON-LINE	N/A	N/A	377
KENDALL	1,180	1,352	1,385
OFF CAMPUS	2,227	2,513	2,238
BIG RAPIDS	9,680	9,667	9,865
IN RESIDENCE HALLS	3,472	3,541	3,353
IN APARTMENTS	362	523	424
COMMUTERS	5,846	5,603	6,088

* Includes all students, F-T, P-T, degree-seeking and non-degree-seeking.

** Note: Methodology for determining program location changed as of Summer Semester 2009. See page 58 for details.

Source: Office of Institutional Research and Testing

STUDENTS/ENROLLMENT

COMPARATIVE FALL ENROLLMENT REPORT BY COLLEGE

	<u>MEN</u>	<u>WOMEN</u>	<u>2008 TOTAL</u>	<u>2009 TOTAL</u>
ALLIED HEALTH SCIENCES	489	2,077	2,314	2,566
Associate Degree	175	798	904	973
Bachelor Degree	305	1,212	1,335	1,517
Certificate	1	7	10	8
Master's Degree	6	58	59	64
Non-Degree Seeking Graduate	0	0	1	0
Non-Degree Seeking Undergraduate	2	2	5	4
ARTS & SCIENCES	737	1,038	1,763	1,775
Associate Degree	315	328	680	643
Bachelor Degree	381	651	980	1,032
Non-Degree Seeking Undergraduate	41	59	103	100
BUSINESS	1,513	1,037	2,473	2,550
Associate Degree	213	208	366	421
Bachelor Degree	1,194	752	1,926	1,946
Certificate	3	4	9	7
Master's Degree	96	71	163	167
Non-Degree Seeking Undergraduate	7	2	9	9
EDUCATION & HUMAN SERVICES	1,004	1,081	1,993	2,085
Associate Degree	233	122	329	355
Bachelor Degree	659	739	1,320	1,398
Certificate	0	0	1	0
Master's Degree	95	165	267	260
Non-Degree Seeking Certificate	13	33	24	46
Non-Degree Seeking Graduate	4	19	48	23
Non-Degree Seeking Undergraduate	0	3	4	3
KENDALL	493	892	1,352	1,385
Associate Degree	0	1	1	1
Bachelor Degree	444	745	1,133	1,189
Master's Degree	19	34	52	53
Non-Degree Seeking Certificate	0	2	11	2
Non-Degree Seeking Special Programs	4	6	0	10
Non-Degree Seeking Undergraduate	26	104	155	130
OPTOMETRY	61	85	146	146
O.D. Degree	61	85	146	146
PHARMACY	249	308	546	557
Pharm D Degree	249	308	546	557
PROFESSIONAL & TECHNOLOGICAL STUDIES	202	23	223	225
Bachelor Degree	196	23	222	219
Non-Degree Seeking Undergraduate	6	0	1	6
TECHNOLOGY	1,890	139	2,160	2,029
Associate Degree	648	65	777	713
Bachelor Degree	1,228	72	1,361	1,300
Certificate	10	2	17	12
Non-Degree Seeking Undergraduate	4	0	5	4
UNIVERSITY COLLEGE	279	268	562	547
Associate Degree	243	234	497	477
Non-Degree Seeking Undergraduate	36	34	65	70
TOTAL	6,917	6,948	13,532	13,865

Source: Office of Institutional Research and Testing

SCH/FTE/FYES

Student Credit Hours (SCH) Produced By Campus

<u>STUDENT CREDIT HOURS</u>	<u>FALL 2007</u>	<u>FALL 2008</u>	<u>FALL 2009 *</u>	<u>% Δ '08 to '09</u>
BIG RAPIDS	128,634	128,333	127,165	-1%
KENDALL	12,845	14,619	14,986	3%
OFF CAMPUS	17,314	19,234	11,699	-39%
INTERNET	N/A	N/A	9,676	N/A
TOTAL	158,793	162,186	163,526	1%

Student Credit Hours (SCH) Produced By Student Level

Fall Semester	Undergrad	Graduate	1st Prof	Total
2004	135,193	3,091	9,827	148,111
2005	142,653	3,068	10,467	156,188
2006	140,328	3,063	10,657	154,048
2007	143,998	3,426	11,369	158,793
2008	147,326	3,380	11,480	162,186
2009	148,893	3,252	11,381	163,526

Full-Time Equated Student (FTE) By Student Level

Fall Semester	Undergrad	Graduate	1st Prof	Total
2004	9,013	258	587	9,858
2005	9,510	256	620	10,386
2006	9,355	255	648	10,258
2007	9,600	286	680	10,566
2008	9,822	282	692	10,796
2009	9,926	271	703	10,900

Source: Office of Institutional Research and Testing

Full-Year Equated Student (FYES)

Academic Year	FYES	Academic Year	FYES
1999/00	8,527	2004/05	10,548
2000/01	8,977	2005/06	11,063
2001/02	9,568	2006/07	11,098
2002/03	9,841	2007/08	11,392
2003/04	10,340	2008/09	11,667

* Note: Methodology for determining program location changed as of Summer Semester 2009. See page 58 for more details.

STUDENTS/ENROLLMENT

COMPARATIVE FALL ENROLLMENT & STUDENT CREDIT HOUR (SCH) PRODUCTION BY SITE

Student Headcount

Headcount based on where student enrolled

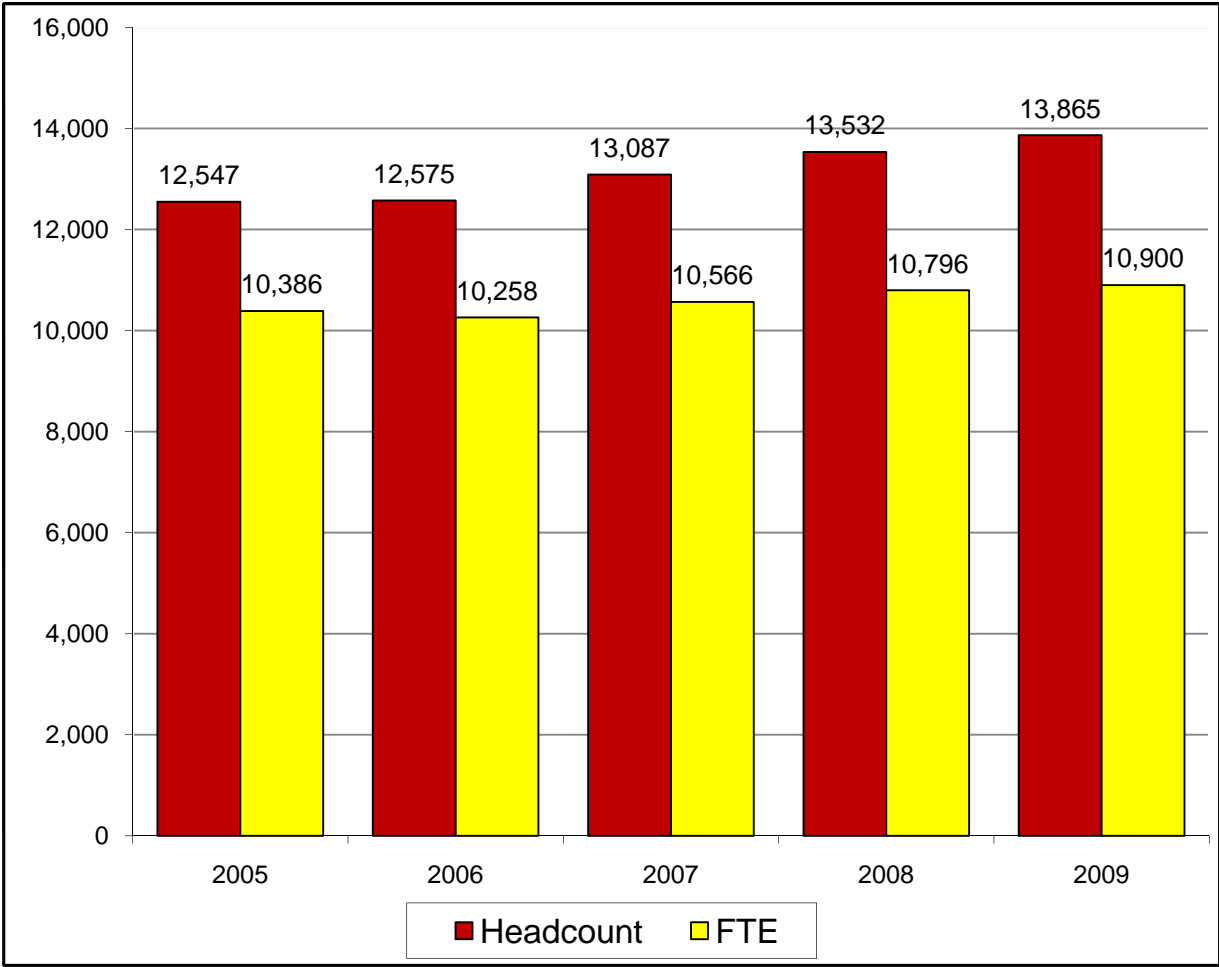
Student Credit Hours

SCHs based on Course Credit Production

Student Site		Student Headcount		Course Section		Student Credit Hours	
Code	Site	Fall 2008	Fall 2009	Code	Site	Fall 2008	Fall 2009
AG	Grand Rapids	888	986	AG	Grand Rapids	7,308	7,093
EA	Auburn Hills	2	0	EA	Auburn Hills	0	0
ED	Dearborn	3	4	ED	Dearborn	0	0
EF	Flint	207	186	EF	Flint	2,185	2,200
EG	Garden City	40	36	EG	Garden City	301	220
EH	Howell	19	14	EH	Howell	69	90
EL	Lansing	106	160	EL	Lansing	1,108	1,273
EM	Midland/University Center	121	109	EM	Midland/University Center	618	637
EP	Port Huron	17	39	EP	Port Huron	170	330
ER	Warren	23	33	ER	Warren	138	282
EU	Utica/Clinton Township	50	49	EU	Utica/Clinton Township	363	306
K	Kendall	1,357	1,395	K	Kendall	14,619	14,986
M	Main Big Rapids	9,662	9,663	M	Main Big Rapids	128,505	127,351
MB	Big Rapids/CPTS	228	192	MB	Big Rapids/CPTS	2,957	5,113
MH	Harrison	28	27	MH	Harrison	132	237
NA	Alpena	8	10	NA	Alpena	62	32
NE	Escanaba	10	0	NE	Escanaba	204	0
NG	Gaylord	4	4	NG	Gaylord	0	0
NL	Ludington	28	20	NL	Ludington	0	0
NP	Petoskey	7	41	NP	Petoskey	0	306
NS	Scottville	1	14	NS	Scottville	144	69
NT	Traverse City	349	380	NT	Traverse City	2,283	2,403
O	Off-campus	3	1	O	Off-campus	0	0
OL	Online	234	377	OL	Online	0	0
OS	Study Away	0	0	OS	Study Away	92	65
WD	Dowagiac	88	79	WD	Dowagiac	495	420
WH	Holland	N/A	29	WH	Holland	N/A	113
WK	Kalamazoo	25	4	WK	Kalamazoo	261	0
WM	Muskegon	24	13	WM	Muskegon	157	0
WN	Niles	0	0	WN	Niles	15	0

Source: Office of Institutional Research and Testing

TOTAL FALL HEADCOUNT COMPARED TO FTE



<u>Fall Semester</u>	<u>Headcount</u>	<u>FTE</u>
2005	12,547	10,386
2006	12,575	10,258
2007	13,087	10,566
2008	13,532	10,796
2009	13,865	10,900

Source: Office of Institutional Research and Testing

STUDENTS/ENROLLMENT

COMPARATIVE FALL ENROLLMENT BY RACE/ETHNIC ORIGIN

	2008 TOTAL		2009 TOTAL		DIFFERENCE
AMERICAN INDIAN OR ALASKA NATIVE	108	1%	125	1%	17
ASIAN	259	2%	251	2%	-8
BLACK OR AFRICAN AMERICAN	843	6%	888	6%	45
FOREIGN	163	1%	161	1%	-2
HISPANIC OR LATINO	259	2%	296	2%	37
NATIVE HAWAIIAN OR PACIFIC ISLANDER	N/A	N/A	1	0%	N/A
WHITE	10,857	80%	11,019	79%	162
TWO OR MORE RACES	N/A	N/A	62	0%	N/A
UNREPORTED	1,043	8%	1,062	8%	19
TOTAL	13,532		13,865		333

The following definitions are used in determining racial/ethnic designations.

American Indian or Alaska Native:

A person having origins in any of the original peoples of North and South America (including Central America), and who maintains cultural identification through tribal affiliation or community attachment.

Asian:

A person having origins in any of the original peoples of the Far East, Southeast Asia, or the Indian Subcontinent including, for example, Cambodia, China, India, Japan, Korea, Malaysia, Pakistan, the Philippine Islands, Thailand, and Vietnam.

Black or African American:

A person having origins in any of the black racial groups of Africa.

Foreign:

A person who is not a citizen of the United States, and who is in this country on a temporary basis and does not have a right to remain indefinitely.

Hispanic or Latino:

A person of Cuban, Mexican, Puerto Rican, Central or South American, or other Spanish culture or origin, regardless of race.

Native Hawaiian or Pacific Islander:

A person having origins in any of the original peoples of Hawaii, Guam, Samoa, or other Pacific Island.

White:

A person having origins in any of the original peoples of Europe, the Middle East, or North Africa.

Note: Changes in IPEDS race and ethnicity categories per federal mandate for Fall 2009.

Source: Office of Institutional Research and Testing

STUDENTS/ENROLLMENT

ETHNIC DISTRIBUTION BY COLLEGE FALL 2009

COLLEGE	American Indian/ Native Alaskan	Asian	Black Or African American	Foreign	Hispanic Or Latino	Native Hawaiian Or Pacific Islander	White	Two Or More Races	Unreported	Total
Allied Health										
Female	21	30	101	3	50	0	1,785	8	79	2,077
Male	4	11	28	5	10	0	414	1	16	489
Total	25	41	129	8	60	0	2,199	9	95	2,566
Arts & Sciences										
Female	8	29	77	8	19	0	843	11	43	1,038
Male	9	27	45	10	12	0	606	1	27	737
Total	17	56	122	18	31	0	1,449	12	70	1,775
Business										
Female	16	16	70	12	21	0	858	4	40	1,037
Male	25	24	98	42	20	0	1,243	5	56	1,513
Total	41	40	168	54	41	0	2,101	9	96	2,550
CPTS										
Female	0	0	2	0	1	0	17	0	3	23
Male	1	3	7	0	4	0	165	0	22	202
Total	1	3	9	0	5	0	182	0	25	225
Education										
Female	10	5	144	4	32	0	831	5	50	1,081
Male	10	4	68	0	20	0	867	3	32	1,004
Total	20	9	212	4	52	0	1,698	8	82	2,085
Kendall										
Female	3	14	19	3	25	0	426	10	392	892
Male	2	7	26	1	15	0	225	5	212	493
Total	5	21	45	4	40	0	651	15	604	1,385
Optometry										
Female	0	7	0	6	1	0	71	0	0	85
Male	0	2	0	1	0	0	58	0	0	61
Total	0	9	0	7	1	0	129	0	0	146
Pharmacy										
Female	0	22	8	18	2	0	254	1	3	308
Male	2	19	5	16	2	0	199	2	4	249
Total	2	41	13	34	4	0	453	3	7	557
Technology										
Female	1	5	9	1	3	0	117	1	2	139
Male	10	13	53	26	37	1	1,691	4	55	1,890
Total	11	18	62	27	40	1	1,808	5	57	2,029
University College										
Female	1	6	72	2	9	0	166	1	11	268
Male	2	7	56	3	13	0	183	0	15	279
Total	3	13	128	5	22	0	349	1	26	547
University Totals										
Total Female	60	134	502	57	163	0	5,368	41	623	6,948
Total Male	65	117	386	104	133	1	5,651	21	439	6,917
Total	125	251	888	161	296	1	11,019	62	1,062	13,865

Source: Office of Institutional Research and Testing

STUDENTS/ENROLLMENT

FALL ENROLLMENT BY PROGRAM

ALLIED HEALTH SCIENCES

	2006/07			2007/08			2008/09			2009/10		
	On	Off	OL	On	Off	OL	On	Off	OL	On	Off	OL
CLINICAL LAB, RESPIRATORY CARE, & HEALTH ADMINISTRATION												
Coding/Reimbursement Specialist CERT	0	14		0	8		2	7		2	2	
Environmental Health & Safety Mgmt BS	6	1		0	0		1	0		0	0	
Health Care Systems Administration BS	214	41		245	47		274	75		260	105	
Health Information Management BS	0	0		0	0		17	17		19	12	
Health Information Technology AAS	33	76		35	62		35	38		48	57	
Medical Laboratory Technology AAS	8			13			11			6		
Medical Record Administration BS	24	16		1	2		1	1		0	2	
Medical Record Technology AAS	0	0		0	0		3	4		3	2	
Medical Technology BS	63			63			47			48		
Nuclear Medicine Technology AAS	43			52			46			20		
Nuclear Medicine Technology BS	0	0		0	6		27	35		49	43	20
Phlebotomy CERT	5	6		5	0		1	0		4	0	
Pre-Health Care Systems Administration BS	18			22			17			16		
Pre-Health Information Management AAS	0			1			2			2		
Pre-Health Information Technology AAS	8			9			5			4		
Pre-Medical Laboratory Technology AAS	4			7			11			21		
Pre-Medical Record Administration BS	3			2			1			1		
Pre-Medical Record Technology AAS	0			0			1			1		
Pre-Medical Technology BS	0			13			29			31		
Pre-Medical Technology AAS	14			3			3			3		
Pre-Nuclear Medicine AAS	59			45			39			8		
Pre-Nuclear Medicine BS	0	0		0	0		20	1		45	2	
Pre-Respiratory Care AAS	17	4		31	7		22	8		30	10	
Respiratory Care AAS	32	103		34	100		34	104		36	131	
PROGRAM LOCATION TOTAL	551	261	0	581	232	0	649	290	0	657	366	20
DEPARTMENT TOTAL	812			813			939			1,043		

DENTAL HYGIENE & MEDICAL IMAGING												
Dental Hygiene AAS	101	1		104	0		101	26		91	0	
Dental Hygiene BS												48
Diagnostic Medical Sonography AAS	26			26			19			23		
Pre-Dental Hygiene AAS	95			131			127			145		
Pre-Diagnostic Medical Sonography AAS	36			66			70			76		
Pre-Radiography AAS	111			113			147			152		
Radiography AAS	70			79			68			68		
PROGRAM LOCATION TOTAL	439	1	0	519	0	0	532	26	0	555	0	48
DEPARTMENT TOTAL	440			519			558			603		

HEALTH MANAGEMENT												
Coding/Reimbursement Specialist CERT		0			3			0			0	
Environmental Health & Safety Mgmt BS	0			2			0			0		
Health Information Management BS	0			21	10		0	0		0	0	
PROGRAM LOCATION TOTAL	0	0	0	23	13	0	0	0	0	0	0	0
DEPARTMENT TOTAL	0			36			0			0		

FALL ENROLLMENT BY PROGRAM

ALLIED HEALTH SCIENCES	2006/07			2007/08			2008/09			2009/10		
	On	Off	OL	On	Off	OL	On	Off	OL	On	Off	OL
SCHOOL OF NURSING												
Master of Science in Nursing MSN		34			43			59		64	0	
Nursing AAS	70	0		36	2		0	1		1	0	
Nursing BS	0	0		20	217		5	347		10	130	223
Nursing BSN *	24	167		31	0		105	0		147	0	
Nursing Education CERT		1			1			0			0	
Pre-Nursing AAS	208			11			7			5		
Pre-Nursing BS	0			216			287			304		
<i>PROGRAM LOCATION TOTAL</i>	302	202	0	314	263	0	404	407	0	531	130	223
<i>DEPARTMENT TOTAL</i>	504			577			811			884		
ALLIED HEALTH SCIENCES												
Allied Health Science AAS	0			0			0			32		
Undeclared Graduate		0			8			1			0	
Undeclared Undergraduate		8			7			5		1	3	
<i>PROGRAM LOCATION TOTAL</i>	0	8	0	0	15	0	0	6	0	33	3	0
<i>DEPARTMENT TOTAL</i>	8			15			6			36		
<i>COLLEGE LOCATION TOTAL</i>	1,292	472	0	1,437	523	0	1,585	729	0	1,776	499	291
<i>COLLEGE TOTAL</i>	1,764			1,960			2,314			2,566		

* Total Off-Campus Nursing BSN for 2006/07 is 8 higher than the official 4th day count data due to being incorrectly coded in the College of Education

Note: Methodology for determining program location changed as of Summer Semester 2009. See page 58 for more details.

Source: Office of Institutional Research & Testing

STUDENTS/ENROLLMENT

FALL ENROLLMENT BY PROGRAM

ARTS & SCIENCES

	2006/07			2007/08			2008/09			2009/10		
	On	Off	OL	On	Off	OL	On	Off	OL	On	Off	OL
BIOLOGICAL SCIENCES												
Biology BS	56	1		130	0		72	0		116	0	
Biology/Environmental Biology BS	17			23			21			28		
Biology/Forensic Biology BS	87			75			80			68		
Biology/Pre-Dentistry BS	23			22			30			32		
Biology/Pre-Medicine BS	70			83			79			86		
Biology/Pre-Optometry BS	23			0			61			93		
Biology/Pre-Physical Therapy BS	33			34			37			46		
Biology/Pre-Veterinary Medicine BS	20			23			18			23		
Biochemistry BA	9			14			15			10		
Biology BA	13			26			52			8		
Biotechnology BS	41			47			38			31		
Chemistry BA	22			0			0			0		
Ornamental Horticulture Technology AAS	20			20			20			17		
Pre-Science AS	101			83			69			88		
PROGRAM LOCATION TOTAL	535	1	0	580	0	0	592	0	0	646	0	0
DEPARTMENT TOTAL	536			580			592			646		

HUMANITIES

Applied Speech Communication AA	5			3			7			5		
Applied Speech Communication BS	33	1		41	0		27	0		23	0	
Communication BA	24			16			11			7		
History BA	27			29			29	1		28	0	
PROGRAM LOCATION TOTAL	89	1	0	89	0	0	74	1	0	63	0	0
DEPARTMENT TOTAL	90			89			75			63		

LANGUAGES & LITERATURE

English BA	3			2			0			20		
English Literature BA	23	1		16	0		23	0		3	0	
Journalism & Technical Communication BS	0			2			11			8		
Liberal Arts AA	26			31			24			22		
Pre-Arts AA	0			1			0			3		
Pre-Technical Communications AA							1			5		
Tech & Prof Comm/Automotive Writing BS	0			2			1			0		
Tech & Prof Comm/Multi Media Writing BS	0			1	1		1	1		0	1	
Tech & Prof Comm/Publication Mgmt BS	0			1			0			1		
Tech & Prof Comm/Sci. & Medical Writing BS	0			0			1			1		
Tech & Prof Comm/Technical Journalism BS	5			9			0			0		
Technical & Professional Communication BS	11			4			5			8		
PROGRAM LOCATION TOTAL	68	1	0	69	1	0	67	1	0	71	1	0
DEPARTMENT TOTAL	69			70			68			72		

FALL ENROLLMENT BY PROGRAM

ARTS & SCIENCES	2006/07			2007/08			2008/09			2009/10		
	On	Off	OL	On	Off	OL	On	Off	OL	On	Off	OL
MATHEMATICS												
Applied Mathematics BS	15			15			17			16		
Applied Mathematics/Actuarial Science BS	1			7			8			13		
Applied Mathematics/Computer Science BS	8			6			6			7		
Applied Mathematics/Operation Research BS	1			0			0			1		
Applied Mathematics/Statistics BS	1			0			0			0		
Mathematics BA	3			2			0			3		
Pre-Engineering AS	2			1			3			5		
<i>PROGRAM LOCATION TOTAL</i>	31	0	0	31	0	0	34	0	0	45	0	0
<i>DEPARTMENT TOTAL</i>	31			31			34			45		
PHYSICAL SCIENCES												
Chemistry BA	0			31			28			28		
Industrial Chemistry Technology AAS	5			1			2			4		
Pre-Mortuary Science AS	3			7			4			11		
Pre-Optometry AS	101			44			14			2		
Pre-Pharmacy AS	503			543			506			449		
<i>PROGRAM LOCATION TOTAL</i>	612	0	0	626	0	0	554	0	0	494	0	0
<i>DEPARTMENT TOTAL</i>	612			626			554			494		
SOCIAL SCIENCES												
Political Science BS	0			0			5			24		
Pre-Law AA	5			6			8			10		
Pre-Psychology AA	8			12			15			14		
Pre-Public Administration AA	1			0			0			1		
Pre-Social Work AA	8			10			7			7		
Psychology BS	109			95			97	1		108	0	
Public Administration BS	24			31			33			16		
Social Work BSW	108	22		101	29		95	43		103	43	
Sociology BA	17			14			12			7		
<i>PROGRAM LOCATION TOTAL</i>	280	22	0	269	29	0	272	44	0	290	43	0
<i>DEPARTMENT TOTAL</i>	302			298			316			333		
ARTS & SCIENCES												
Fast Track	111	3		115	0		88	0		99	0	
Integrative Studies BIS	12			17			21			22		
Math/Science Technology Center	15			10			15			0		
Undeclared Undergraduate		1			1			0			1	
<i>PROGRAM LOCATION TOTAL</i>	138	4	0	142	1	0	124	0	0	121	1	0
<i>DEPARTMENT TOTAL</i>	142			143			124			122		
<i>COLLEGE LOCATION TOTAL</i>	1,753	29	0	1,806	31	0	1,717	46	0	1,730	45	0
<i>COLLEGE TOTAL</i>	1,782			1,837			1,763			1,775		

Note: Methodology for determining program location changed as of Summer Semester 2009. See page 58 for more details.

Source: Office of Institutional Research & Testing

STUDENTS/ENROLLMENT

FALL ENROLLMENT BY PROGRAM

BUSINESS	2006/07			2007/08			2008/09			2009/10		
	On	Off	OL	On	Off	OL	On	Off	OL	On	Off	OL
ACCOUNTING, FINANCE, & INFORMATION SYSTEMS												
Accountancy AAS	18			16			20			26		
Accountancy BS	70	51		66	51		62	71		58	82	
Accountancy/Computer Info Systems BS	5			8			7			12		
Accountancy/Finance BS	34	1		42	2		35	1		36	1	
Accountancy/Public Accounting BS	2			8			17			18		
Computer Information Systems AAS	18			9			19			18		
Computer Information Systems BS	86	45		84	60		71	71		78	62	
Finance BS	39			34			33			26		
Finance/Corporate Accounting BS	0			2			5			12		
Finance/Investment Concentration BS	1			5			9			9		
Finance/Real Estate Concentration BS	0			1			2			2		
Homeland Security Digital/Forensics CERT	0			0			1			0		
Information Security & Intelligence BS		0			8			48			66	
Information Security & Network Mgmt CERT										1		
Master of Information Systems Management	0			0			32	25		51	7	
PROGRAM LOCATION TOTAL	273	97	0	275	121	0	313	216	0	347	218	0
DEPARTMENT TOTAL	370			396			529			565		

MANAGEMENT												
Adv Study Mgmt Tools/Techniques CERT		0			0			1			0	
Advanced Study Design/Innovation CERT	0			0			1	2			2	
Business Admin w/ Professional Tracks BS	5	18		12	25		12	48		16	65	
Business Admin/Leadership-Org. Dev. BS		0			1			0			0	
Business Administration BS	188	127		195	194		191	211		196	230	
Business Administration w/ Legal Studies BS	54			42			44			29		
Business Administration/Aviation BS		4			8			8			7	
Business Administration/Maritime BS		15			0			0			0	
Business Administration/TACOM BS		2			0			0			0	
Business Administration/Transfer BS	10			0			0			0		
General Business AAS	83			96			75			46		
Hotel Mgmt/Restaurant & Food Ind. Mgmt BS	29			35			36			48		
Human Resource Management BS	24			32			24			32		
Human Resource Management CERT		0			1			2		1	1	
International Business BS	26			9			4			1		
International Business CERT	0			0			1			0		
Legal Studies AAS	12			10			13			11		
Management BS	13			16			17			26		
Marketing/Sales BS	0			1			0			0		
Master of Business Administration	0			0			13	93		91	13	5
Operations & Supply Management BS	9			8			11			8		
Pre-Business AAS	42			44			54	2		89	2	
Pre-Professional Golf Management BS	14			13			10			12		
Resort Management BS	68			80			90			84		
Restaurant & Food Industry Mgmt AAS	24			25			32			26		
Restaurant & Food Industry Mgmt CERT		8			1			0			0	
Small Business & Entrepreneurship BS	45			34			14			8		
Supervision CERT	1	33		0	24		0	0		0	0	
PROGRAM LOCATION TOTAL	647	207	0	652	254	0	642	367	0	724	320	5
DEPARTMENT TOTAL	854			906			1,009			1,049		

FALL ENROLLMENT BY PROGRAM

BUSINESS	2006/07			2007/08			2008/09			2009/10		
	On	Off	OL	On	Off	OL	On	Off	OL	On	Off	OL
MARKETING												
Advertising BS	57			71			67			54		
Advertising CERT										2		
Advertising/ Integrative Marketing Comm BS										10		
Graphic Design AAS	50			84			130	1		160	0	
Graphic Design BS	0			43			59	1		49	0	
Hotel Management BS	21	1		21	0		13	0		10	0	
Hotel Management CERT		3			1			0			0	
Marketing BS	146	1		133	3		128	1		115	0	
Marketing CERT	0			1			0			0		
Marketing/Sales BS	1			0			0			0		
Music Industry Management BS	158			149			164			174		
Pre-Visual Design & Web Media AAS	3			0			0			0		
Professional Golf Management BS	251			269			237			227		
Professional Tennis Management BS	43			44			46			34		
Public Relations BS	46			54			56			44		
Visual Design & Web Media AAS	52			15			3			0		
Visual Design & Web Media BS	30			7			0			0		
PROGRAM LOCATION TOTAL	858	5	0	891	4	0	903	3	0	879	0	0
DEPARTMENT TOTAL	863			895			906			879		
SPORTS, ENTERTAINMENT, & HOSPITALITY MANAGEMENT												
Pre-Marketing/Prof Tennis AAS	0			0			6			17		
Pre-Music Industry Management AAS	0			0			11			26		
Special Event/Meeting Planning CERT	0			0			1			0		
PROGRAM LOCATION TOTAL	0	0	0	0	0	0	18	0	0	43	0	0
DEPARTMENT TOTAL	0			0			18			43		
COLLEGE OF BUSINESS GRADUATE PROGRAMS												
Adv. Studies in Quality Management CERT	1			0			0			0		
Adv. Studies in System Integration CERT	1			0			0			0		
Adv. Studies Info Security/Networking CERT	0			1			0			0		
Adv. Studies Outsourcing Management CERT	0			1			0			0		
Master of Business Administration	30	37		21	72		0	0		0	0	
Master of Information Systems Management	17	9		29	25		0	0		0	0	
PROGRAM LOCATION TOTAL	49	46	0	52	97	0	0	0	0	0	0	0
DEPARTMENT TOTAL	95			149			0			0		
BUSINESS												
Integrative Studies BS	0			2			2			5		
Undeclared Undergraduate	1	22		0	16		0	9		0	9	
PROGRAM LOCATION TOTAL	1	22	0	2	16	0	2	9	0	5	9	0
DEPARTMENT TOTAL	23			18			11			14		
COLLEGE LOCATION TOTAL	1,828	377	0	1,872	492	0	1,878	595	0	1,998	547	5
COLLEGE TOTAL	2,205			2,364			2,473			2,550		

Note: Methodology for determining program location changed as of Summer Semester 2009. See page 58 for more details.

Source: Office of Institutional Research & Testing

STUDENTS/ENROLLMENT

FALL ENROLLMENT BY PROGRAM

EDUCATION & HUMAN SERVICES	2006/07			2007/08			2008/09			2009/10		
	On	Off	OL	On	Off	OL	On	Off	OL	On	Off	OL
LEISURE STUDIES & WELLNESS												
Recreation Leadership & Management BS	0			73			81			77		
<i>PROGRAM LOCATION TOTAL</i>	0	0	0	73	0	0	81	0	0	77	0	0
<i>DEPARTMENT TOTAL</i>	0			73			81			77		

RECREATION, LEISURE SERVICES & WELLNESS												
Recreation Leadership & Management BS	70			0			0			0		
<i>PROGRAM LOCATION TOTAL</i>	70	0	0	0	0	0	0	0	0	0	0	0
<i>DEPARTMENT TOTAL</i>	70			0			0			0		

SCHOOL OF CRIMINAL JUSTICE												
Criminal Justice BS	198	206		200	278		207	317		188	404	
Pre-Criminal Justice AA	295	1		254	0		273	0		299	0	
Master of Criminal Justice Administration	23	35		29	40		22	35		25	31	
<i>PROGRAM LOCATION TOTAL</i>	516	242	0	483	318	0	502	352	0	512	435	0
<i>DEPARTMENT TOTAL</i>	758			801			854			947		

SCHOOL OF EDUCATION												
Adv. Studies Total Quality Mgmt CERT	0			0			1			0		
Allied Health Education BS	5	5		1	1		0	1		0	1	
Biology Education BS	22	5		25	3		24	1		27	1	
Business Education BS	10	6		5	2		3	2		3	0	
Career & Technical Education MS	17	36		32	32		25	32		33	38	
Teacher Certification CERT	9	4		6	2		9	10		12	24	
Certification Graduate CERT	2	1		1	0		0	0		0	0	
Chemistry Education BS	6			9			4			3	1	
Curriculum & Instruction M.Ed.	75	115		65	94		61	91		52	81	
Early Childhood Education AAS	31			25			21			15		
Early Childhood Education BS	20	1		31	9		23	21		29	26	
Elementary Education BS	274	161		237	136		204	101		189	116	
English Education BS	50	10		50	11		46	7		43	6	
History Education BS	73	10		68	4		66	5		59	2	
Mathematics Education BS	51	7		48	8		44	9		45	13	
Political Science Education BS	0			1			0			3		
Pre-Teaching Elementary AA	8			10			15			13		
Pre-Teaching Secondary AA	16			17			21			28		
Social Studies BS	2	2		0	4		4	3		16	3	
Social Studies/Elementary BS		0		1			0			1	0	
Technical Education BS	26	39		12	26		14	31		6	23	15
Training in Business & Industry BS	1			0			0	1		0	0	
Wage Earning Home Economics Edu. BS	1	3		1	1		0	1		0	0	
<i>PROGRAM LOCATION TOTAL</i>	699	405	0	644	334	0	585	316	0	577	335	15
<i>DEPARTMENT TOTAL</i>	1,104			978			901			927		

FALL ENROLLMENT BY PROGRAM

EDUCATION & HUMAN SERVICES	2006/07			2007/08			2008/09			2009/10		
	On	Off	OL	On	Off	OL	On	Off	OL	On	Off	OL
TELEVISION PRODUCTION												
Television & Digital Media Production BS	113			109			100			98		
<i>PROGRAM LOCATION TOTAL</i>	113	0	0	109	0	0	100	0	0	98	0	0
<i>DEPARTMENT TOTAL</i>	113			109			100			98		
EDUCATION & HUMAN SERVICES												
Art Education CERT for BFA	3			2			5			10		
Undeclared Undergraduate	1	19		0	8		0	4		0	3	
Undeclared Graduate	8	38		7	35		10	38		15	8	
<i>PROGRAM LOCATION TOTAL</i>	12	57	0	9	43	0	15	42	0	25	11	0
<i>DEPARTMENT TOTAL</i>	69			52			57			36		
<i>COLLEGE LOCATION TOTAL</i>	1,410	704	0	1,318	695	0	1,283	710	0	1,289	781	15
<i>COLLEGE TOTAL</i>	2,114			2,013			1,993			2,085		

Note: Methodology for determining program location changed as of Summer Semester 2009. See page 58 for more details.

Source: Office of Institutional Research & Testing

STUDENTS/ENROLLMENT

FALL ENROLLMENT BY PROGRAM

KENDALL	2006/07			2007/08			2008/09			2009/10		
	Ken	Off	OL	Ken	Off	OL	Ken	Off	OL	Ken	Off	OL
DESIGN STUDIES												
Digital Media BFA	51			30			13			4		
Digital Media 2D Animation BFA	0			10			16			24		
Digital Media 3D Animation BFA	0			6			20			24		
Digital Media Digital Illustration BFA	0			26			42			57		
Digital Media Interactive Design BFA	0			9			15			15		
Digital Media Motion Graphics BFA	0			4			6			12		
Furniture Design BFA	33			36			41			35		
Graphic Design BFA	181			188			214			224		
Illustration BFA	110			118			121			170		
Illustration-Digital Media BFA	28			15			4			1		
Industrial Design BFA	64			66			70			80		
Interior Design AFA	0			0			1			1		
Interior Design BFA	186			192			199			180		
Metals/Jewelry Design BFA	0			0			23			22		
Visual Communication & Multi-Media BFA	0			1			0			0		
PROGRAM LOCATION TOTAL	653	0	0	701	0	0	785	0	0	849	0	0
DEPARTMENT TOTAL	653			701			785			849		

FINE ARTS/FOUNDATION												
Art Education BFA										71		
Art Education CERT										2		
Drawing BFA										19		
Fine Arts BFA	6			0			0			0		
Fine Arts Drawing BFA	18			18			22			9		
Fine Arts Drawing MFA	5			6			6			10		
Fine Arts Painting BFA	17			8			9			10		
Fine Arts Painting MFA	24			21			23			21		
Fine Arts Photography BFA	6			5			1			3		
Fine Arts Photography MFA	7			7			5			4		
Fine Arts Printmaking BFA	2			7			12			12		
Fine Arts Printmaking MFA	3			2			2			3		
Fine Arts Sculpture BFA	5			2			2			1		
Fine Arts Undecided BFA	23			19			12			7		
Fine Arts Woodwork BFA	9			2			3			1		
Metals/Jewelry Design BFA	25			21			0			0		
Painting BFA	13			39			35			46		
Photography BFA	41			59			77			88		
Sculpture/Functional Art BFA	13			16			23			27		
PROGRAM LOCATION TOTAL	217	0	0	232	0	0	232	0	0	334	0	0
DEPARTMENT TOTAL	217			232			232			334		

FALL ENROLLMENT BY PROGRAM

KENDALL	2006/07			2007/08			2008/09			2009/10		
	Ken	Off	OL	Ken	Off	OL	Ken	Off	OL	Ken	Off	OL
LIBERAL ARTS & SCIENCES												
Art Education BFA	44			67			76			0		
Art Education CERT	1			3			1			0		
Art History BFA										1		
Art History BS	10			21			23			18		
Master of Art Education	0			0			16			15		
<i>PROGRAM LOCATION TOTAL</i>	55	0	0	91	0	0	116	0	0	34	0	0
<i>DEPARTMENT TOTAL</i>	55			91			116			34		
KENDALL												
Fast Track	90			112			155			130		
Non-Degree Special Program	7			9			10			10		
Undecided BFA	60			35			54			28		
<i>PROGRAM LOCATION TOTAL</i>	157	0	0	156	0	0	219	0	0	168	0	0
<i>DEPARTMENT TOTAL</i>	157			156			219			168		
<i>COLLEGE LOCATION TOTAL</i>	1,082	0	0	1,180	0	0	1,352	0	0	1,385	0	0
<i>COLLEGE TOTAL</i>	1,082			1,180			1,352			1,385		

Note: Methodology for determining program location changed as of Summer Semester 2009. See page 58 for more details.

Source: Office of Institutional Research & Testing

STUDENTS/ENROLLMENT

FALL ENROLLMENT BY PROGRAM

OPTOMETRY	2006/07			2007/08			2008/09			2009/10		
	On	Off	OL	On	Off	OL	On	Off	OL	On	Off	OL
OPTOMETRY												
Optometry OD	133			138			146			146		
<i>PROGRAM LOCATION TOTAL</i>	133	0	0	138	0	0	146	0	0	146	0	0
<i>DEPARTMENT TOTAL</i>	133			138			146			146		
<i>COLLEGE LOCATION TOTAL</i>												
	133	0	0	138	0	0	146	0	0	146	0	0
<i>COLLEGE TOTAL</i>	133			138			146			146		

FALL ENROLLMENT BY PROGRAM

PHARMACY	2006/07			2007/08			2008/09			2009/10		
	On	Off	OL	On	Off	OL	On	Off	OL	On	Off	OL
PHARMACY												
Pharmacy PD	515			542			546			557		
<i>PROGRAM LOCATION TOTAL</i>	515	0	0	542	0	0	546	0	0	557	0	0
<i>DEPARTMENT TOTAL</i>	515			542			546			557		
<i>COLLEGE LOCATION TOTAL</i>												
	515	0	0	542	0	0	546	0	0	557	0	0
<i>COLLEGE TOTAL</i>	515			542			546			557		

FALL ENROLLMENT BY PROGRAM

COLLEGE OF PROFESSIONAL & TECHNOLOGICAL STUDIES	2006/07			2007/08			2008/09			2009/10		
	On	Off	OL	On	Off	OL	On	Off	OL	On	Off	OL
COLLEGE OF PROFESSIONAL & TECHNOLOGICAL STUDIES												
Digital Animation & Game Design BAS		137			141			147			134	
Digital Media Software Engineering BAS		0			0			10			11	
Fast Track		1			43			1			4	
Industrial Technology & Mgmt BAS		78			69			65			74	
Undeclared		0			3			0			2	
<i>PROGRAM LOCATION TOTAL</i>	0	216	0	0	256	0	0	223	0	0	225	0
<i>DEPARTMENT TOTAL</i>	216			256			223			225		
<i>COLLEGE LOCATION TOTAL</i>												
	0	216	0	0	256	0	0	223	0	0	225	0
<i>COLLEGE TOTAL</i>	216			256			223			225		

Note: Methodology for determining program location changed as of Summer Semester 2009. See page 58 for more details.

Source: Office of Institutional Research & Testing

FALL ENROLLMENT BY PROGRAM

ENGINEERING TECHNOLOGY	2006/07			2007/08			2008/09			2009/10		
	On	Off	OL	On	Off	OL	On	Off	OL	On	Off	OL
ARCHITECTURAL TECHNOLOGY & FACILITY MANAGEMENT												
Architectural Technology AAS	102			107			79			64		
Facilities Management BS	40	4		37	1		58	0		59	0	
Facilities Management CERT		12			13			14		1	0	10
Pre-Architectural Technology AAS	10			4			5			4		
Pre-Facilities Management BS	4			5			6			3		
<i>PROGRAM LOCATION TOTAL</i>	156	16	0	153	14	0	148	14	0	131	0	10
<i>DEPARTMENT TOTAL</i>	172			167			162			141		

AUTOMOTIVE												
Automotive & Heavy Equipment Mgmt BS	106	15		72	14		21	21		4	14	
Automotive Body BS	32			7			0			0		
Automotive Engineering Technology BS	97			155			160			146		
Automotive Management BS	0			32			48	5		47	4	
Automotive Service Technology AAS	148	1		93	0		69	0		30	0	
Pre-Automotive & Heavy Equipment BS	7			7			7			0		
Pre-Automotive Engineering Technology BS	3			10			4			5		
Pre-Automotive Service Technology AAS	18			4			6			7		
<i>PROGRAM LOCATION TOTAL</i>	411	16	0	380	14	0	315	26	0	239	18	0
<i>DEPARTMENT TOTAL</i>	427			394			341			257		

CONSTRUCTION TECHNOLOGY & MANAGEMENT												
Advanced Construction Management CERT		1			1			2			1	
Building Construction Technology AAS	28	0		31	2		27	1		23	5	
Civil Engineering Technology AAS	20			17			19			17		
Construction Administration CERT		1			2			0			0	
Construction Management BS	286	20		290	20		289	16		263	26	
Pre-Building Construction Technology AAS	5			6			6			4		
Pre-CAD Drafting & Tool Design AAS	0			1			2			0		
Pre-Civil Engineering Technology AAS	1			0			3			1		
Pre-Construction Management BS	8			13			11			7		
<i>PROGRAM LOCATION TOTAL</i>	348	22	0	358	25	0	357	19	0	315	32	0
<i>DEPARTMENT TOTAL</i>	370			383			376			347		

ELECTRONICS/CNS												
Computer Networks & Systems BS	81	1		73	1		69	1		66	1	
Electrical/Electronics Engineering Tech BS	22			33			33			35		
Industrial Electronics Technology AAS	43			47			43			42		
Pre-Computer Networks & Systems BS	4			2			6			5		
Pre-Electrical/Electronics Engineer Tech AAS	5			4			0			0		
Pre-Industrial Electronics Technology AAS	10			4			2			4		
<i>PROGRAM LOCATION TOTAL</i>	165	1	0	163	1	0	153	1	0	152	1	0
<i>DEPARTMENT TOTAL</i>	166			164			154			153		

STUDENTS/ENROLLMENT

FALL ENROLLMENT BY PROGRAM

ENGINEERING TECHNOLOGY	2006/07			2007/08			2008/09			2009/10		
	On	Off	OL	On	Off	OL	On	Off	OL	On	Off	OL
HEAVY EQUIPMENT												
Heavy Equipment Service Engineering BS	30			25			35			40		
Heavy Equipment Technology AAS	47			63			74			65		
Pre-Heavy Equipment Service Engineer AAS	0			1			0			0		
Pre-Heavy Equipment Technology AAS	5			7			1			1		
<i>PROGRAM LOCATION TOTAL</i>	82	0	0	96	0	0	110	0	0	106	0	0
<i>DEPARTMENT TOTAL</i>	82			96			110			106		

HVACR												
HVACR Engineering Technology BS	64	66		62	68		73	54		92	55	
HVACR Technology AAS	72			80	1		63	0		59	0	
Pre-HVACR Engineering Technology BS	3			1			3			4		
Pre-HVACR Technology AAS	10			10			11			9		
<i>PROGRAM LOCATION TOTAL</i>	149	66	0	153	69	0	150	54	0	164	55	0
<i>DEPARTMENT TOTAL</i>	215			222			204			219		

MANUFACTURING ENGINEERING TECHNOLOGY												
Manufacturing Engineering Technology BS	40	44		41	39		43	35		37	44	
Manufacturing Tooling Technology AAS	38	1		31	1		15	0		27	0	
Pre-Manufacturing Engineering BS	8			8			8			6		
Pre-Manufacturing Tooling Technology AAS	2			1			1			1		
Quality Engineering Technology BS		13			16			14			15	
Quality Technology BS		1			2			1			1	
Quality Technology CERT		1			1			1			0	
<i>PROGRAM LOCATION TOTAL</i>	88	60	0	81	59	0	67	51	0	71	60	0
<i>DEPARTMENT TOTAL</i>	148			140			118			131		

MECHANICAL DESIGN												
CAD Drafting & Tool Design Technology AAS	60			51			48			42		
Mechanical Engineering Technology BS	30			28			37			43		
Mechanical Engineering Technology AAS	54	1		57	0		68	0		70	0	
Pre-Mechanical Engineering Technology BS	5			6			7			2		
Pre-Mechanical Engineering Technology AAS	4			5			5			6		
Pre-Product Design Engineering Tech BS	3			6			8			7		
Product Design Engineering Technology BS	28	16		25	27		35	26		32	15	
<i>PROGRAM LOCATION TOTAL</i>	184	17	0	178	27	0	208	26	0	202	15	0
<i>DEPARTMENT TOTAL</i>	201			205			234			217		

PLASTICS & RUBBER												
Plastics Engineering Technology BS	45			51			45			37		
Plastics Technology AAS	65	1		56	1		53	0		55	0	
Pre-Plastics Engineering Technology BS	3			5			8			7		
Pre-Plastics Technology AAS	4			8			6			5		
Pre-Rubber Engineering Technology BS	2			0			2			2		
Pre-Rubber Technology AAS	0			1			2			2		
Rubber Engineering Technology BS	4			4			3			3		
Rubber Technology AAS	10			12			12			13		
<i>PROGRAM LOCATION TOTAL</i>	133	1	0	137	1	0	131	0	0	124	0	0
<i>DEPARTMENT TOTAL</i>	134			138			131			124		

FALL ENROLLMENT BY PROGRAM

ENGINEERING TECHNOLOGY	2006/07			2007/08			2008/09			2009/10		
	On	Off	OL	On	Off	OL	On	Off	OL	On	Off	OL
PRINTING & IMAGING TECHNOLOGY MANAGEMENT												
New Media Printing & Publishing BS	16			10			11			16		
Pre-Printing Management AAS	1			1			0			0		
Printing & Digital Graphic Imaging Tech AAS	39			40			31			32		
Printing Management BS	31			19			24			16		
<i>PROGRAM LOCATION TOTAL</i>	87	0	0	70	0	0	66	0	0	64	0	0
<i>DEPARTMENT TOTAL</i>	87			70			66			64		
SURVEYING												
Pre-Surveying Engineering AAS	4			2			0			0		
Pre-Surveying Technology AAS	3			3			3			4		
Surveying Engineering BS	77			70			73			68		
Surveying Technology AAS	34			43			31			26		
<i>PROGRAM LOCATION TOTAL</i>	118	0	0	118	0	0	107	0	0	98	0	0
<i>DEPARTMENT TOTAL</i>	118			118			107			98		
WELDING ENGINEERING TECHNOLOGY												
Pre-Welding Engineering Technology BS	2			4			7			2		
Pre-Welding Technology AAS	3			4			6			1		
Welding Engineering Technology BS	56			54			54			71		
Welding Technology AAS	72			92			85			94		
<i>PROGRAM LOCATION TOTAL</i>	133	0	0	154	0	0	152	0	0	168	0	0
<i>DEPARTMENT TOTAL</i>	133			154			152			168		
ENGINEERING TECHNOLOGY												
Undeclared Undergraduate		10			13			5			3	1
<i>PROGRAM LOCATION TOTAL</i>	0	10	0	0	13	0	0	5	0	0	3	1
<i>DEPARTMENT TOTAL</i>	10			13			5			4		
<i>COLLEGE LOCATION TOTAL</i>	2,054	209	0	2,041	223	0	1,964	196	0	1,834	184	11
<i>COLLEGE TOTAL</i>	2,263			2,264			2,160			2,029		

Note: Methodology for determining program location changed as of Summer Semester 2009. See page 58 for more details.

Source: Office of Institutional Research & Testing

STUDENTS/ENROLLMENT

FALL ENROLLMENT BY PROGRAM

UNIVERSITY COLLEGE	2006/07			2007/08			2008/09			2009/10		
	On	Off	OL	On	Off	OL	On	Off	OL	On	Off	OL
DEVELOPMENTAL PROGRAM & CURRICULUM												
Career Exploration AA	101			92			85			65		
Directed Studies AA	24			35			51			48		
General Studies AA	254			270			288			281		
University College Program AA	48			71			73			83		
<i>PROGRAM LOCATION TOTAL</i>	427	0	0	468	0	0	497	0	0	477	0	0
<i>DEPARTMENT TOTAL</i>	427			468			497			477		
UNIVERSITY COLLEGE												
Intensive English Language Program	2			0			0			0		
Non-Degree Undergraduate	66			62			51	13		58	12	
Undeclared Undergraduate	5			3			0	1		0	0	
<i>PROGRAM LOCATION TOTAL</i>	73	0	0	65	0	0	51	14	0	58	12	0
<i>DEPARTMENT TOTAL</i>	73			65			65			70		
<i>COLLEGE LOCATION TOTAL</i>	500	0	0	533	0	0	548	14	0	535	12	0
<i>COLLEGE TOTAL</i>	500			533			562			547		

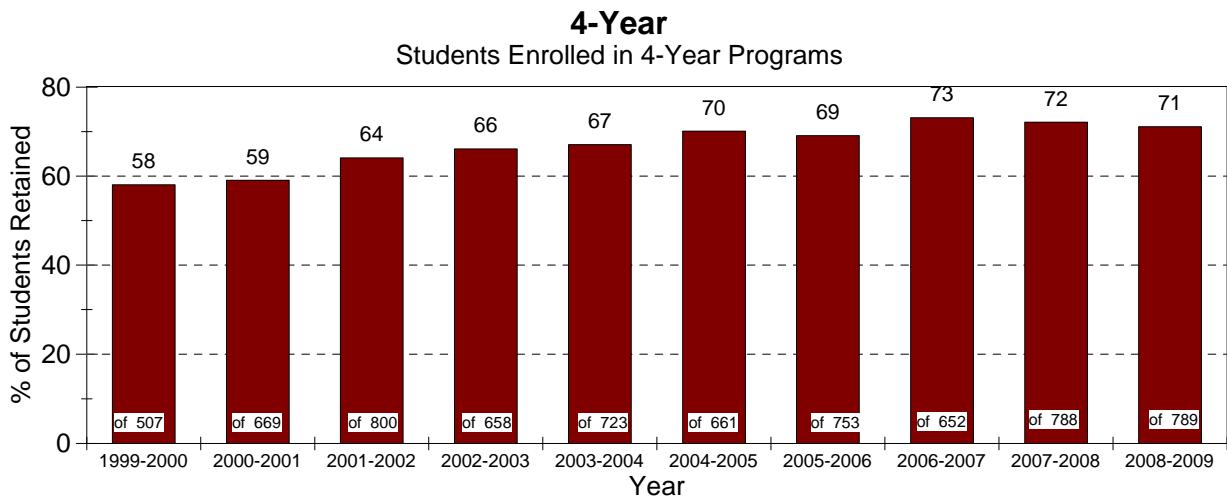
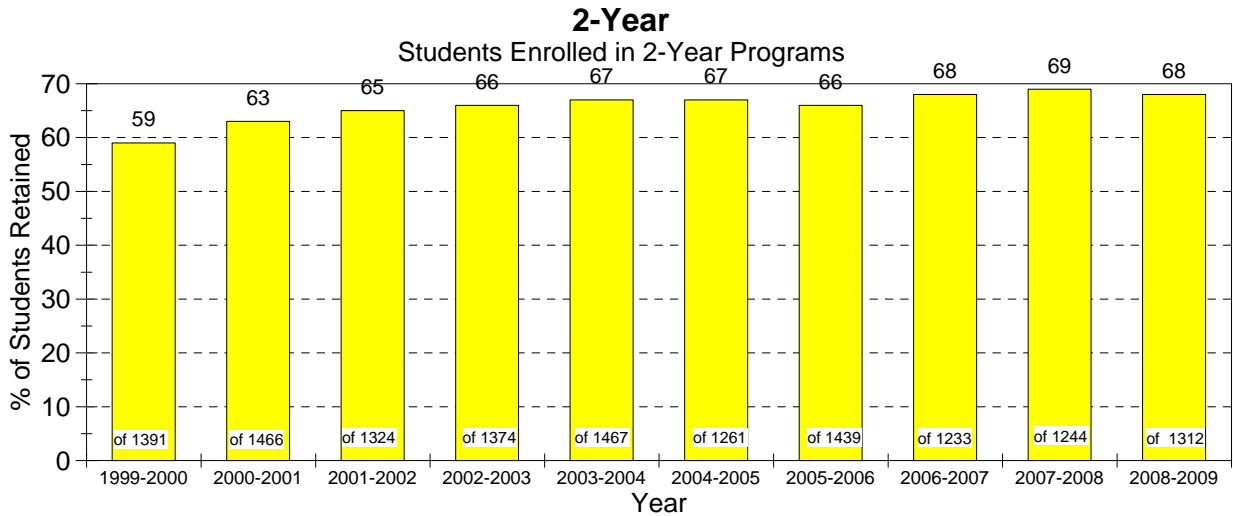
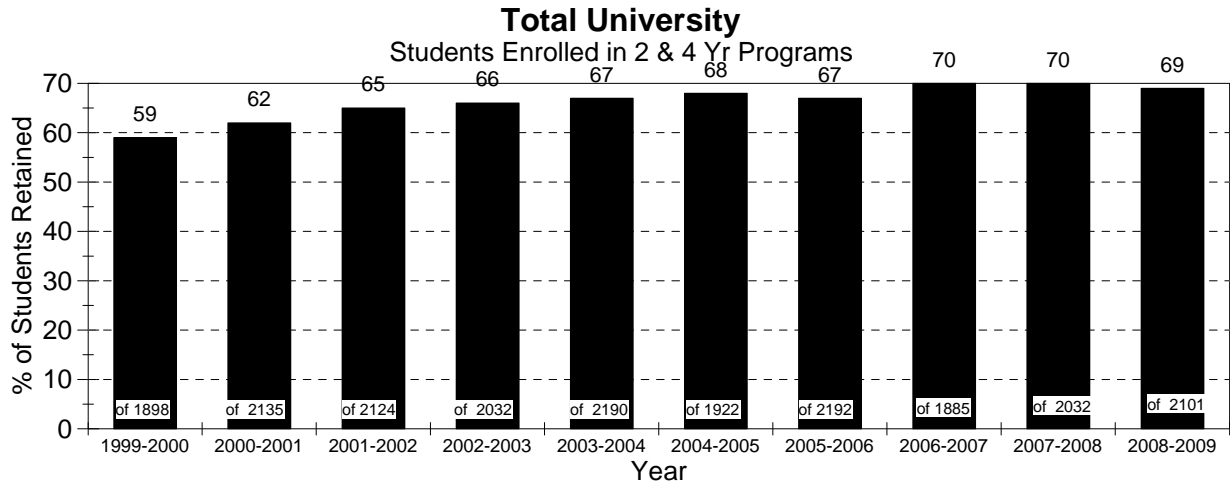
Note: Methodology for determining program location changed as of Summer Semester 2009. See page 58 for more details.

Source: Office of Institutional Research & Testing

NOTE: As of Summer Semester 2009 programs are not only coded as On & Off Campus, but also as On-Line. Additionally, students with a site code of "MB" are now included in the On Campus Programs, they had previously been counted with the Off Campus Programs

Ferris State University

Fall to Fall First-Year Student Retention Rates (Full-Time FTIACS)



Source: Office of Institutional Research and Testing

STUDENTS/ENROLLMENT

Graduation Rates **Percent of Full-Time FTIAC (First Time in Any College) Students** **Graduating Within 2 to 6 Years**

All Two and Four Year Degree Programs

Entering	# of	2 Yr	3 Yr	4 Yr	5 Yr	6 Yr
<u>Term</u>	<u>FTIAC's</u>	<u>Grad Rate %</u>	<u>Grad Rate %</u>	<u>Grad Rate %</u>	<u>Grad Rate %</u>	<u>Grad Rate %</u>
2000	2133	8	17	27	37	42
2001	2124	8	17	29	40	45
2002	2032	8	16	30	41	46
2003	2190	8	18	31	44	49
2004	1922	9	19	34	46	
2005	2192	6	14	28		
2006	1895	7	15			
2007	2032	6				

Two Year Degree Programs

Entering	# of	2 Yr	3 Yr	4 Yr	5 Yr	6 Yr
<u>Term</u>	<u>FTIAC's</u>	<u>Grad Rate %</u>	<u>Grad Rate %</u>	<u>Grad Rate %</u>	<u>Grad Rate %</u>	<u>Grad Rate %</u>
2000	1465	11	23	31	39	43
2001	1324	12	24	34	42	47
2002	1374	12	22	32	40	46
2003	1467	11	24	34	44	49
2004	1261	13	25	38	45	
2005	1439	9	19	32		
2006	1239	9	19			
2007	1244	10				

Four Year Degree Programs

Entering	# of	2 Yr	3 Yr	4 Yr	5 Yr	6 Yr
<u>Term</u>	<u>FTIAC's</u>	<u>Grad Rate %</u>	<u>Grad Rate %</u>	<u>Grad Rate %</u>	<u>Grad Rate %</u>	<u>Grad Rate %</u>
2000	668	2	4	19	33	38
2001	800	1	5	21	36	41
2002	658	0	3	25	42	46
2003	723	1	6	23	44	49
2004	661	2	7	26	46	
2005	753	2	6	21		
2006	652	2	7			
2007	788	1				

Source: Office of Institutional Research

Percent of FTIAC Fall to Fall Retention

	<u>Fall</u> <u>03-04</u>	<u>Fall</u> <u>04-05</u>	<u>Fall</u> <u>05-06</u>	<u>Fall</u> <u>06-07</u>	<u>Fall</u> <u>07-08</u>	<u>Fall</u> <u>08-09</u>
Full-Time Bachelor Students	67%	70%	69%	73%	72%	71%
Full-Time Associate Students	67%	67%	66%	68%	69%	68%
Total Students	67%	68%	67%	70%	70%	69%

**Average # of Credits Taken by Full-Time (12+ credits) Students By Class Level
Summer 2006 thru Fall 2009**

	<u>Summer</u> <u>2006</u>	<u>Fall</u> <u>2006</u>	<u>Spring</u> <u>2007</u>	<u>Summer</u> <u>2007</u>	<u>Fall</u> <u>2007</u>	<u>Spring</u> <u>2008</u>	<u>Summer</u> <u>2008</u>	<u>Fall</u> <u>2008</u>	<u>Spring</u> <u>2009</u>	<u>Summer</u> <u>2009</u>	<u>Fall</u> <u>2009</u>
Freshman	12.33	14.34	14.25	13.42	14.36	14.15	12.70	14.23	14.06	12.91	14.05
Sophomore	12.79	14.40	14.15	13.09	14.16	14.08	13.26	14.08	14.04	13.11	13.99
Junior	13.04	14.30	14.17	13.24	14.18	14.08	13.45	14.12	13.95	13.33	14.04
Senior	13.42	14.46	14.32	13.69	14.26	14.14	13.46	14.30	14.16	14.14	14.06
Graduate	12.00	12.56	12.49	12.93	12.64	12.98	12.75	12.10	12.57	12.00	12.81
1st Professional	15.87			14.08	16.99	16.93	15.58	16.85	16.79	15.44	16.48
Optometry		18.49	19.25								
Pharmacy		16.35	16.76								
Special Grad	12.00										
Total Avg	14.10	14.53	14.43	13.60	14.43	14.32	14.46	14.36	14.26	14.26	14.20
Undergrad Avg	13.24	14.38	14.41	13.50	14.25	14.11	13.98	14.37	14.06	13.76	14.04

**Average HSGPA & ACT SCORES
FTIAC Students (First Time In Any College)
2002 To 2009**

	<u>2002</u>	<u>2003</u>	<u>2004</u>	<u>2005</u>	<u>2006</u>	<u>2007</u>	<u>2008</u>	<u>2009</u>
<u>High School G.P.A.</u>	3.07	3.09	3.14	3.13	3.18	3.17	3.17	3.21
<u>ACT</u>								
Composite:	20.2	20.6	20.8	20.9	21.3	21.4	21.3	21.1
English:	19.0	19.4	19.6	19.8	20.2	20.4	20.5	20.5
Math:	20.1	20.3	20.9	20.7	21.3	21.3	21.2	20.9
Reading:	20.4	20.9	21.1	21.1	21.6	21.9	21.8	21.6
Science Reasoning:	20.9	21.3	21.4	21.5	22.1	22.2	22.2	21.8

Source: Office of Institutional Research & Testing

STUDENTS/ENROLLMENT

STUDENT CREDIT HOURS BY COLLEGE

College	Fall 2006	Fall 2007	Fall 2008	Fall 2009*
Allied Health Sciences				
On-Campus	8,132	8,218	9,365	9,989
Off-Campus	3,738	4,317	5,252	1,740
Internet	N/A	N/A	N/A	4,257
Total	11,870	12,535	14,617	15,986
Arts & Sciences				
On-Campus	59,084	60,267	58,988	57,638
Off-Campus	1,851	1,857	2,566	1,066
Internet	N/A	N/A	N/A	2,093
Total	60,935	62,124	61,554	60,797
Business				
On-Campus	19,666	20,578	20,898	21,288
Off-Campus	2,601	3,294	3,657	1,932
Internet	N/A	N/A	N/A	1,924
Total	22,267	23,872	24,555	25,144
College Of Professional & Technical Studies				
Off-Campus	1,299	1,468	1,536	1,363
Education & Human Services				
On-Campus	8,589	7,585	7,699	7,223
Off-Campus	4,651	4,932	4,970	4,779
Internet	N/A	N/A	N/A	1,031
Total	13,240	12,517	12,669	13,033
Kendall College Of Art & Design				
Kendall	11,820	12,845	14,619	14,986
Michigan College Of Optometry				
On-Campus	2,426	2,543	2,590	2,567
Off-Campus	33	29	35	0
Internet	N/A	N/A	N/A	38
Total	2,459	2,572	2,625	2,605
Pharmacy				
On-Campus	7,318	7,815	7,994	8,500
Technology				
On-Campus	18,247	18,063	17,066	16,206
Off-Campus	1,157	1,244	1,126	754
Internet	N/A	N/A	N/A	333
Total	19,404	19,307	18,192	17,293
University College				
On-Campus	3,392	3,565	3,733	3,754
Off-Campus	44	173	92	65
Total	3,436	3,738	3,825	3,819
University Total				
On-Campus	138,674	141,479	142,952	127,165
Off-Campus	15,374	17,314	19,234	11,699
Internet	N/A	N/A	N/A	9,676
Kendall	N/A	N/A	N/A	14,986
Total	154,048	158,793	162,186	163,526

* Beginning Summer 2009 SCH's are also identified as Internet.

Note: SCH based on course section

Source: Office of Institutional Research and Testing

TRANSFER STUDENTS

STUDENTS WHO TRANSFERRED TO FSU FROM MICHIGAN COMMUNITY COLLEGES & PUBLIC UNIVERSITIES Summer 2008, Fall 2008, Spring 2009

COMMUNITY COLLEGES

Alpena Community College	19	Mid-Michigan Community College	37
Bay De Noc Community College	11	Monroe County Community College	2
Delta College	127	Montcalm Community College	41
Glen Oaks Community College	1	Mott Community College	79
Gogebic Community College	2	Muskegon Community College	89
Grand Rapids Community College	381	North Central Michigan College	14
Henry Ford Community College	23	Northwestern Michigan College	125
Jackson Community College	15	Oakland Community College	37
Kalamazoo Valley Community College	44	Schoolcraft College	32
Kellogg Community College	15	Southwestern Michigan College	35
Kirtland Community College	16	St. Clair County Community College	40
Lake Michigan College	29	Washtenaw Community College	12
Lansing Community College	122	Wayne County Community College	3
Macomb Community College	36	West Shore Community College	46

UNIVERSITIES

Central Michigan University	92	Oakland University	10
Eastern Michigan University	13	Saginaw Valley State University	26
Grand Valley State University	98	University of Michigan - Ann Arbor	16
Lake Superior State University	15	University of Michigan - Dearborn	0
Michigan State University	48	University of Michigan - Flint	10
Michigan Technological University	12	Wayne State University	10
Northern Michigan University	18	Western Michigan University	43
TOTAL TRANSFERS TO FSU	1844		

STUDENTS WHO TRANSFERRED FROM FSU TO OTHER COLLEGES & UNIVERSITIES PARTICIPATING IN THE NSC DATA SYSTEM Summer 2007, Fall 2007, Spring 2008

Alma College	3	Mid-Michigan Community College	26
Alpena Community College	4	Monroe County Community College	5
Aquinas College	4	Montcalm Community College	8
Bay De Noc Community College	10	Mott Community College	35
Central Michigan University	58	Muskegon Community College	36
College For Creative Studies	15	North Central Michigan College	9
College Of Dupage	4	Northern Michigan University	12
Columbia College Chicago	6	Northwestern Michigan College	64
Davenport University	19	Oakland Community College	42
Delta College	36	Oakland University	7
Depaul University	3	Saginaw Valley State University	23
Eastern Michigan University	13	School Of The Art Institute Of Chicago	4
Grand Rapids Community College	149	Schoolcraft College	21
Grand Valley State University	59	Sinclair Community College	4
Henry Ford Community College	11	Spring Arbor University	6
Indiana University Purdue University	3	St. Clair County Community College	10
Indiana University South Bend	3	University Of Michigan, Central	14
Jackson Community College	8	University Of Michican, Dearborn	3
Kellogg Community College	10	University Of Michigan, Flint	13
Kirtland Community College	5	University Of Phoenix	12
Lake Michigan College	10	Washtenaw Community College	25
Lake Superior State University	5	Wayne County Community College	11
Lansing Community College	61	Wayne State University	19
Lawerence Technological University	4	West Shore Community College	20
Macomb Community College	36	Western Michigan University	56
Michigan State University	23	Wingate University	4
Michigan Technological University	7		

TOTAL TRANSFERS TO INSTITUTIONS (THREE OR MORE TRANSFERS ENROLLED) - LISTED ABOVE	1058
TOTAL TRANSFERS TO INSTITUTIONS (LESS THAN THREE TRANSFERS ENROLLED) - NOT LISTED ABOVE	142
TRANSFER GRAND TOTAL	1200

Source: National Student Clearinghouse

STUDENTS/ENROLLMENT

ENROLLMENT SUMMARY OF STUDENTS BY AGE FALL 2009

Full-Time Students

Age	<u>Undergraduate</u>		<u>Graduate</u>		<u>First Professional</u>	
	Men	Women	Men	Women	Men	Women
Under 18	48	67	0	0	0	0
18-19	1,625	1,694	0	0	3	2
20-21	1,578	1,389	0	0	61	100
22-24	1,217	801	24	16	139	200
25-29	352	261	12	11	65	57
30-34	122	105	8	5	19	11
35-39	53	66	2	3	9	7
40-49	60	94	2	5	4	4
50-64	20	27	2	4	2	2
65 & over	0	1	0	0	0	0
Total	5,075	4,505	50	44	302	383

Part-Time Students

Age	<u>Undergraduate</u>		<u>Graduate</u>		<u>First Professional</u>	
	Men	Women	Men	Women	Men	Women
Under 18	67	158	0	0	0	0
18-19	42	52	0	0	0	0
20-21	159	122	0	2	0	0
22-24	331	317	19	22	5	5
25-29	250	283	47	85	0	3
30-34	149	199	31	55	1	0
35-39	121	198	25	39	0	0
40-49	142	264	31	60	1	0
50-64	50	108	17	42	0	2
65 & over	1	0	1	0	0	0
Total	1,312	1,701	171	305	7	10

Mean Average Age

	<u>Full-Time</u>	<u>Part-Time</u>	<u>Total</u>
Undergraduate Degree Seeking	22	31	24
Undergraduate Non-Degree Seeking	27	24	24
Graduate	29	36	35
First Professional	24	29	24
All Students	22	31	24

Source: Office of Institutional Research and Testing

Degrees

DEGREES CONFERRED BY PROGRAM
ACADEMIC YEAR (SUMMER, FALL, SPRING SEMESTERS)

ALLIED HEALTH SCIENCES	2006-07				2007-08				2008-09			
	CERT	AAS	BS	MS	CERT	AAS	BS	MS	CERT	AAS	BS	MS
CLINICAL LAB, RESP CARE & HEALTH ADM.												
Coding/Reimbursement Specialist	2				1				2			
Environmental Health & Safety			11				8				2	
Health Care Systems Administration			41				60				86	
Health Information Management							1				8	
Health Information Technology						17				30		
Medical Laboratory Technology		6				1				1		
Medical Record Administration			10				9					
Medical Record Clerk					1							
Medical Record Technology		32				32						
Medical Technology			16				22				19	
Nuclear Medicine Technology		36				40				36		
Phlebotomy	36				25				33			
Pre-Nuclear Medicine										1		
Respiratory Care		42				55				60		
Unit Clerk					1							
TOTAL	38	116	78	0	28	145	100	0	35	128	115	0
COLLEGE OF ALLIED HEALTH												
Allied Health Science										5		
TOTAL									0	5	0	0
DENTAL HYGIENE & MEDICAL IMAGING												
Dental Hygiene		55				54				58		
Diagnostic Medical Sonography		14				15				17		
Radiography		40				48				48		
TOTAL	0	109	0	0	0	117	0	0	0	123	0	0
SCHOOL OF NURSING												
Master of Science in Nursing				1				4				9
Nursing		39	62			47	55				99	
Nursing Education	1				1							
TOTAL	1	39	62	1	1	47	55	4	0	0	99	9
COLLEGE TOTAL	39	264	140	1	29	309	155	4	35	256	214	9

Source: Office of Institutional Research and Testing

DEGREES

DEGREES CONFERRED BY PROGRAM ACADEMIC YEAR (SUMMER, FALL, SPRING SEMESTERS)

ARTS & SCIENCES	2006-07				2007-08				2008-09			
	CERT	AS	BA	BS	CERT	AS	BA	BS	CERT	AS	BA	BS
BIOLOGY												
Applied Biology				53				71				9
Biochemistry			2								5	
Biology			2				3				3	76
Biotechnology				7				11				8
Horticulture for Golf Course Managers	2				2							
Ornamental Horticulture Technology	2	11			2	7				9		
Pre-Science		30				36				29		
TOTAL	4	41	4	60	4	43	3	82	0	38	8	93
COLLEGE OF ARTS & SCIENCES												
Integrative Studies				12				16				14
TOTAL	0	0	0	12	0	0	0	16	0	0	0	14
HUMANITIES												
Applied Speech Communication		3		10		2		20		1		9
Communication			3				3				5	
History			11				8				10	
TOTAL	0	3	14	10	0	2	11	20	0	1	15	9
LANGUAGE & LITERATURE												
English			3								4	
English Literature			7				3				1	
Liberal Arts		15				17				5		
Technical & Professional Communication				7				5				2
Technical Writing	1				2							
TOTAL	1	15	10	7	2	17	3	5	0	5	5	2
MATHEMATICS												
Applied Mathematics				12				7				6
Mathematics			1				1					
TOTAL	0	0	1	12	0	0	1	7	0	0	0	6
PHYSICAL SCIENCES												
Chemistry			5				9				12	
Industrial Chemistry Technology		11				7				10		
TOTAL	0	11	5	0	0	7	9	0	0	10	12	0
SOCIAL SCIENCES												
Political Science												1
Psychology				24				24				25
Public Administration			9					5				8
Social Work				37				44				44
Sociology			4				5				2	
TOTAL	0	0	4	70	0	0	5	73	0	0	2	78
COLLEGE TOTAL	5	70	38	171	6	69	32	203	0	54	42	202

Source: Office of Institutional Research and Testing

DEGREES CONFERRED BY PROGRAM
ACADEMIC YEAR (SUMMER, FALL, SPRING SEMESTERS)

BUSINESS	2006-07				2007-08				2008-09			
	CERT	AS	BS	MS	CERT	AS	BS	MS	CERT	AS	BS	MS
ACCOUNTING, FINANCE, INFO SYSTEMS												
Accountancy		2	30			4	36			5	29	
Accountancy/Computer Information Systems							1					
Accountancy/Finance			4				9				4	
Accountancy/Public Accounting							3					
Advanced Studies in Business Intel. & Info.									3			
Advanced Studies in E-Business	1											
Advanced Studies in Information Security	17				10				16			
Advanced Studies in Systems Integration	2				6				9			
Computer Information Systems		2	37			1	35			3	24	
Finance			10				10				11	
Information Security Intelligence											1	
Masters of Information Systems Management				18				16				22
TOTAL	20	4	81	18	16	5	94	16	28	8	69	22

MANAGEMENT	2006-07				2007-08				2008-09			
	CERT	AS	BS	MS	CERT	AS	BS	MS	CERT	AS	BS	MS
Advanced Studies in Design & Innovation					4					11		
Advanced Studies in Mgmt Tools & Technique					18					31		
Advanced Studies in Outsourcing Mgmt					1							
Advanced Studies in Quality Management	11											
BUAD w/Professional Tracks							3				16	
Business & Management					16							
Business Administration			113				114				94	
Business Administration - Aviation							2				5	
Business Administration - Legal Studies							2				1	
Business Administration - Maritime							15				15	
Club Management	3				1				2			
Culinary Management	7				2							
General Business		18				19				13		
Homeland Security - Dig. Security & Forensics									1			
Hospitality Management											1	
Hotel, Restaurant, & Food Industry Mgmt							2				2	
Human Resource Management	1		4		3		8		7		8	
International Business	6		5		2		4		1		2	
Legal Studies		18				16				14		
Management			1								6	
Marketing/Sales					1				2			
Masters of Business Administration				16				21				40
Operations and Supply Management							2				4	
Real Estate	6				2				5			
Resort Management			11				14				15	
Restaurant & Food Industry Management	14	5			2	6			1	8		
Small Business & Entrepreneurship			14				11				4	
Small Business Management	9				3				2			
Sport, Spa, Entertainment Operations	2								1			
Supervision	18				26				1			
TOTAL	77	41	148	16	81	41	177	21	65	35	173	40

DEGREES

DEGREES CONFERRED BY PROGRAM ACADEMIC YEAR (SUMMER, FALL, SPRING SEMESTERS)

BUSINESS	2006-07				2007-08				2008-09			
	CERT	AS	BS	MS	CERT	AS	BS	MS	CERT	AS	BS	MS
MARKETING												
Advertising	1		11		1		24		1		20	
Business to Business Marketing	5				12				11			
Direct Marketing	19				19				12			
E-Commerce Marketing	7				8		1		7			
Graphic Design		21	14			18	13			26	17	
Hotel Management	29		13				4		1		9	
Marketing	5		37		3		44		5		44	
Marketing Research					1				1			
Marketing/Sales	6											
Music Industry Management			14				20				22	
Professional Golf Management			37				48				43	
Professional Tennis Management			9				4				10	
Public Relations	1		7		4		12		1		13	
Retailing	2				1				2			
Visual Design & Web Media		7	1							1		
TOTAL	75	28	143	0	49	18	170	0	41	27	178	0
SPORT, ENTERTAINMENT, HOSPT. & MGMT												
Special Event & Meeting Planning					2				3			
TOTAL	0	0	0	0	2	0	0	0	3	0	0	0
COLLEGE TOTAL	172	73	372	34	148	64	441	37	137	70	420	62

Source: Office of Institutional Research and Testing

DEGREES CONFERRED BY PROGRAM
ACADEMIC YEAR (SUMMER, FALL, SPRING SEMESTERS)

EDUCATION & HUMAN SERVICES	2006-07				2007-08				2008-09			
	CERT	AS	BS	MS	CERT	AS	BS	MS	CERT	AS	BS	MS
CRIMINAL JUSTICE												
Criminal Justice Administration				28				23				38
Criminal Justice			169				198				195	
Pre-Criminal Justice		74				58				69		
TOTAL	0	74	169	28	0	58	198	23	0	69	195	38

REC LEISURE SERVICES & WELLNESS												
Recreation Leadership & Management			10				12				19	
Festivals, Community, & Special Events									1			
TOTAL	0	0	10	0	0	0	12	0	1	0	19	0

SCHOOL OF EDUCATION												
Advanced Studies for Total Quality Mgmt					1				2			
Allied Health Education			3				3					
Biology Education			2				7				3	
Business Education			5				1				2	
Career & Technical Education				34				23			1	20
Chemistry Education			1				1				1	
Curriculum & Instruction				61				41				53
Early Childhood Education		9	4			4	3			10	8	
Elementary Education			75				76				85	
English Education			9				13				9	
History Education			5				10				17	
Mathematics Education			11				7				4	
Philanthropy Education	1											
Pre-Teaching Elementary		2								1		
Pre-Teaching Secondary		1								1		
Social Studies & Elementary Education							7					
Social Studies Education			2				2				1	
Technical Education			35				18				16	
Wage Earning Home Economics Education			2									
TOTAL	1	12	154	95	1	4	148	64	2	12	147	73

TELEVISION PRODUCTION												
Television & Digital Media Production			22				18				28	
TOTAL	0	0	22	0	0	0	18	0	0	0	28	0

COLLEGE TOTAL	1	86	355	123	1	62	376	87	3	81	389	111
----------------------	----------	-----------	------------	------------	----------	-----------	------------	-----------	----------	-----------	------------	------------

Source: Office of Institutional Research and Testing

DEGREES

DEGREES CONFERRED BY PROGRAM ACADEMIC YEAR (SUMMER, FALL, SPRING SEMESTERS)

KENDALL	2006-07				2007-08				2008-09			
	CERT	BS	BFA	MS	CERT	BS	BFA	MS	CERT	BS	BFA	MS
DESIGN STUDIES												
Digital Media			11				9				11	
Digital Media 2D Animation											1	
Digital Media 3D Animation							1				1	
Digital Media Digital Illustration											1	
Digital Media Interactive Design							1				2	
Digital Media Motion Graphics							1					
Furniture Design			4				7				11	
Graphic Design			40				33				47	
Illustration			22				16				15	
Illustration - Digital Media			7				7				4	
Industrial Design			7				14				14	
Interior Design			28				50				36	
Metals/Jewelry Design			6								6	
TOTAL	0	0	125	0	0	0	139	0	0	0	149	0
FINE ARTS/FOUNDATION												
Art Education			4				5				8	
Fine Arts			1									
Fine Arts Drawing			4	1			3				8	4
Fine Arts Painting			6	7			1	6			3	8
Fine Arts Photography			1	1			2	2				2
Fine Arts Printmaking				2			1	1			1	1
Fine Arts Sculpture			1								1	
Fine Arts Woodwork			1				1					
Painting			2				3				1	
Photography			5				5				12	
Sculpture/Functional Art			3				4				5	
TOTAL	0	0	28	11	0	0	25	9	0	0	39	15
LIBERAL ARTS/SCIENCE/ART HISTORY												
Art History						4					2	
TOTAL	0	0	0	0	0	4	0	0	0	0	2	0
COLLEGE TOTAL	0	0	153	11	0	4	164	9	0	0	190	15

Source: Office of Institutional Research and Testing

DEGREES CONFERRED BY PROGRAM
ACADEMIC YEAR (SUMMER, FALL, SPRING SEMESTERS)

MICHIGAN COLLEGE OF OPTOMETRY	2006-07				2007-08				2008-09			
	CERT	AS	BS	OD	CERT	AS	BS	OD	CERT	AS	BS	OD
Optometry				32				30				34
Visual Science			13								8	
COLLEGE TOTAL	0	0	13	32	0	0	0	30	0	0	8	34

PHARMACY	2006-07				2007-08				2008-09			
	CERT	AS	BS	Pharm D	CERT	AS	BS	Pharm D	CERT	AS	BS	Pharm D
Pharmacy				122				128				142
COLLEGE TOTAL	0	0	0	122	0	0	0	128	0	0	0	142

COLLEGE OF PROF & TECH STUDIES	2006-07				2007-08				2008-09			
	CERT	AS	BS	MS	CERT	AS	BS	MS	CERT	AS	BS	MS
Digital Animation & Game Design			3				12				20	
Industrial Technology & Management			8				21				17	
TOTAL	0	0	11	0	0	0	33	0	0	0	37	0
COLLEGE TOTAL	0	0	11	0	0	0	33	0	0	0	37	0

Source: Office of Institutional Research and Testing

DEGREES

DEGREES CONFERRED BY PROGRAM ACADEMIC YEAR (SUMMER, FALL, SPRING SEMESTERS)

ENGINEERING TECHNOLOGY	2006-07				2007-08				2008-09			
	CERT	AS	BS	MS	CERT	AS	BS	MS	CERT	AS	BS	MS
ARCHITECTURAL TECH & FACILITIES MGMT												
Architectural Technology		24				35				36		
Facility Management	12		16		8		16		8		26	
TOTAL	12	24	16	0	8	35	16	0	8	36	26	0

AUTOMOTIVE												
Automotive & Heavy Equipment Management			38			44				29		
Automotive Body		21			6				3			
Automotive Engineering Technology			23			37				44		
Automotive Management						3				22		
Automotive Service Technology		65			67				37			
Performance Machining	14				12				8			
Performance Motorsports	40				24				41			
TOTAL	54	86	61	0	36	73	84	0	49	40	95	0

CONSTRUCTION TECHNOLOGY & MGMT												
Advanced Construction Management	15								11			
Building Construction Technology		61			49				44			
Civil Engineering Technology		20			13				17			
Construction Administration									16			
Construction Management			72			71				84		
TOTAL	15	81	72	0	0	62	71	0	27	61	84	0

ELECTRONICS/CNS												
Computer Networks & Systems			15			10				13		
Electrical/Electronics Engineering Technology			15			18				15		
Industrial Electronics Technology		9			13				12			
TOTAL	0	9	30	0	0	13	28	0	0	12	28	0

HEAVY EQUIPMENT												
Electrical Power Generation	1				4				3			
Heavy Equipment Service Engineering Tech			8			10				12		
Heavy Equipment Technology		25			14				23			
TOTAL	1	25	8	0	4	14	10	0	3	23	12	0

HVACR												
HVACR Engineering Technology			32			55				31		
HVACR Technology		22			31				30			
TOTAL	0	22	32	0	0	31	55	0	0	30	31	0

MANUFACTURING ENGINEERING TECHNOLOGY												
Industrial Practices	1				3				2			
Manufacturing Engineering Technology			21			31				24		
Manufacturing Tooling Technology		11			9				8			
Quality Engineering Technology			1			10				5		
Quality Technology	23				23				28			
TOTAL	24	11	22	0	26	9	41	0	30	8	29	0

DEGREES CONFERRED BY PROGRAM
ACADEMIC YEAR (SUMMER, FALL, SPRING SEMESTERS)

ENGINEERING TECHNOLOGY	2006-07				2007-08				2008-09			
	CERT	AS	BS	MS	CERT	AS	BS	MS	CERT	AS	BS	MS
MECHANICAL DESIGN												
CAD Drafting & Tool Design Technology		14				21				17		
Mechanical Engineering Technology		21	25			15	13			13	18	
Product Design Engineering Technology			23				16				24	
TOTAL	0	35	48	0	0	36	29	0	0	30	42	0
PLASTICS & RUBBER												
Plastics Engineering Technology			22				26				31	
Plastics Technology		29				18				28		
Rubber Engineering Technology			4				3				4	
Rubber Technology		6				1				5		
TOTAL	0	35	26	0	0	19	29	0	0	33	35	0
PRINTING & IMAGING TECHNOLOGY MGMT												
New Media Printing & Publishing			10				5				7	
Printing & Digital Graphic Imaging Technology		15				11				16		
Printing Management			16				12				12	
TOTAL	0	15	26	0	0	11	17	0	0	16	19	0
SURVEYING												
Geographic Information Systems	4				6							
Surveying Engineering			17				22				16	
Surveying Technology		13				16				12		
TOTAL	4	13	17	0	6	16	22	0	0	12	16	0
WELDING ENGINEERING TECHNOLOGY												
Welding Engineering Technology			28				29				28	
Welding Technology		24				38				32		
TOTAL	0	24	28	0	0	38	29	0	0	32	28	0
COLLEGE TOTAL	110	380	386	0	80	357	431	0	117	333	445	0

Source: Office of Institutional Research and Testing

DEGREES

DEGREES CONFERRED AT FERRIS STATE UNIVERSITY

ACADEMIC YEAR (SUMMER, FALL, SPRING SEMESTERS)

	<u>CERTIFICATE</u>	<u>ASSOCIATE</u>	<u>BACHELOR</u>	<u>MASTER</u>	<u>DOCTORATE</u>	<u>TOTAL</u>
1989 - 1990	6	1,177	1,721	27	33	2,964
1990 - 1991	9	1,107	1,662	31	33	2,842
1991 - 1992	13	1,156	1,790	36	36	3,031
1992 - 1993	7	1,295	1,898	38	35	3,273
1993 - 1994	8	975	1,789	27	36	2,835
1994 - 1995	11	948	1,661	34	40	2,694
1995 - 1996	53	860	1,438	40	35	2,426
1996 - 1997	71	786	1,328	43	41	2,269
1997 - 1998	82	823	1,281	97	40	2,323
1998 - 1999	96	839	1,140	83	41	2,199
1999 - 2000	130	821	1,186	81	44	2,262
2000 - 2001	100	722	1,217	116	52	2,207
2001 - 2002	157	764	1,325	152	45	2,443
2002 - 2003	247	808	1,312	168	58	2,593
2003 - 2004	217	830	1,410	148	121	2,726
2004 - 2005	245	843	1,403	158	149	2,798
2005 - 2006	259	905	1,615	134	147	3,060
2006 - 2007	327	873	1,639	169	154	3,162
2007 - 2008	264	861	1,839	137	158	3,259
2008 - 2009	292	794	1,952	197	176	3,411

Source: Office of Institutional Research and Testing

FERRIS STATE UNIVERSITY

APPROVED PROGRAMS

COLLEGE	DEPARTMENT	PROGRAM NAMES	DEGREE
A/S	Biological Sciences	Biochemistry	BA
A/S	Biological Sciences	Biology	BA
A/S	Biological Sciences	Biology	BS
A/S	Biological Sciences	Biology/Environmental Biology	BS
A/S	Biological Sciences	Biology/Forensic Biology	BS
A/S	Biological Sciences	Biology/Pre-Dentistry	BS
A/S	Biological Sciences	Biology/Pre-Medicine	BS
A/S	Biological Sciences	Biology/Pre-Optometry	BS
A/S	Biological Sciences	Biology/Pre-Physical Therapy	BS
A/S	Biological Sciences	Biology/Pre-Veterinary Medicine	BS
A/S	Biological Sciences	Biotechnology	BS
A/S	Biological Sciences	Ornamental Horticulture Technology	AAS
A/S	Biological Sciences	Pre-Science	AS
A/S	Humanities	Applied Speech Communication	AA
A/S	Humanities	Applied Speech Communication	BS
A/S	Humanities	Communication	BA
A/S	Humanities	History	BA
A/S	Language and Literature	English	BA
A/S	Language and Literature	English Literature	BA
A/S	Language and Literature	Journalism & Technical Communication	BS
A/S	Language and Literature	Liberal Arts	AA
A/S	Language and Literature	Tech & Prof Comm Scientific & Med Writing	BS
A/S	Language and Literature	Tech & Prof Comm/Auto Writing Concentration	BS
A/S	Language and Literature	Tech & Prof Comm/Comp Info Concentration	BS
A/S	Language and Literature	Tech & Prof Comm/Journalism Concentration	BS
A/S	Language and Literature	Tech & Prof Comm/Multi Media Writing	BS
A/S	Language and Literature	Tech & Prof Comm/Pub Mgt Concentration	BS
A/S	Language and Literature	Technical & Professional Communication	BS
A/S	Mathematics	Applied Mathematics	BS
A/S	Mathematics	Applied Mathematics/Actuarial Science	BS
A/S	Mathematics	Applied Mathematics/Computer Science	BS
A/S	Mathematics	Applied Mathematics/Industrial	BS
A/S	Mathematics	Applied Mathematics/Operations Research	BS
A/S	Mathematics	Applied Mathematics/Statistics	BS
A/S	Mathematics	Mathematics	BA
A/S	Mathematics	Pre-Engineering	AS
A/S	Physical Sciences	Chemistry	BA
A/S	Physical Sciences	Industrial Chemistry Technology	AAS
A/S	Physical Sciences	Pre-Mortuary Science	AS
A/S	Physical Sciences	Pre-Pharmacy	AS
A/S	Social Sciences	Political Sciences	BS
A/S	Social Sciences	Pre-Law	AA
A/S	Social Sciences	Psychology	BS
A/S	Social Sciences	Public Administration	BS
A/S	Social Sciences	Social Work	BSW
A/S	Social Sciences	Sociology	BA
AHS	Clinical Laboratory, Respiratory, Health Admin	Health Care Systems Administration	BS
AHS	Clinical Laboratory, Respiratory, Health Admin	Health Information Management	BS
AHS	Clinical Laboratory, Respiratory, Health Admin	Health Information Technology	AAS
AHS	Clinical Laboratory, Respiratory, Health Admin	Medical Laboratory Technology	AAS

DEGREES

FERRIS STATE UNIVERSITY

APPROVED PROGRAMS

COLLEGE	DEPARTMENT	PROGRAM NAMES	DEGREE
AHS	Clinical Laboratory, Respiratory, Health Admin	Medical Technology (Career Mobility)	BS
AHS	Clinical Laboratory, Respiratory, Health Admin	Medical Technology (Integrated)	BS
AHS	Clinical Laboratory, Respiratory, Health Admin	Respiratory Care	AAS
AHS	College of Allied Health Sciences	Allied Health Science	AAS
AHS	Dental Hygiene & Medical Imaging	Dental Hygiene	AAS
AHS	Dental Hygiene & Medical Imaging	Dental Hygiene	BS
AHS	Dental Hygiene & Medical Imaging	Diagnostic Medical Sonography	AAS
AHS	Dental Hygiene & Medical Imaging	Nuclear Medicine Technology	AAS
AHS	Dental Hygiene & Medical Imaging	Nuclear Medicine Technology	BS
AHS	Dental Hygiene & Medical Imaging	Radiography	AAS
AHS	School of Nursing	Nursing	AAS
AHS	School of Nursing	Nursing	BSN
AHS	School of Nursing	Nursing	MSN
BUS	Accounting, Finance, & Information Systems	Accountacny	AAS
BUS	Accounting, Finance, & Information Systems	Accountacny	BB
BUS	Accounting, Finance, & Information Systems	Accountancy/Computer Information Systems	BS
BUS	Accounting, Finance, & Information Systems	Accountancy/Finance	BS
BUS	Accounting, Finance, & Information Systems	Accountancy/Public Accounting Track	BS
BUS	Accounting, Finance, & Information Systems	Computer Information Systems	AAS
BUS	Accounting, Finance, & Information Systems	Computer Information Systems	BS
BUS	Accounting, Finance, & Information Systems	Computer Information Technology Systems	BS
BUS	Accounting, Finance, & Information Systems	Finance	BS
BUS	Accounting, Finance, & Information Systems	Information Security & Intelligence	BS
BUS	Accounting, Finance, & Information Systems	Information Systems Management	MS
BUS	Management	Business Administration	BS
BUS	Management	Business Administration w/ Legal Studies	BS
BUS	Management	Business Administration w/ Professional Tracks	BS
BUS	Management	General Business	AAS
BUS	Management	Hotel Management	BS
BUS	Management	Hotel Management with AAS RFIM	BS
BUS	Management	Human Resource Management	BS
BUS	Management	Legal Studies	AAS
BUS	Management	Management	BS
BUS	Management	Master of Business Administration	MBA
BUS	Management	Operations and Supply Management	BS
BUS	Management	Resort Management	BS
BUS	Management	Restaurant & Food Industry Management	AAS
BUS	Marketing	Advertising	BS
BUS	Marketing	Advertising/Integrated Marketing Communication	BS
BUS	Marketing	Business Data Analytics	BS
BUS	Marketing	Graphic Design	AAS
BUS	Marketing	Graphic Design	BS
BUS	Marketing	Marketing	BS
BUS	Marketing	Music Industry Management	BS
BUS	Marketing	Professional Golf Management	BS
BUS	Marketing	Professional Tennis Management	BS
BUS	Marketing	Public Relations	BS
CPT	Professional & Technical Studies	Digital Animation and Game Design	BAS
CPT	Professional & Technical Studies	Digital Media Software Engineering	BAS
CPT	Professional & Technical Studies	Industrial Technology and Management	BAS

FERRIS STATE UNIVERSITY

APPROVED PROGRAMS

COLLEGE	DEPARTMENT	PROGRAM NAMES	DEGREE
EDU	Criminal Justice	Criminal Justice Administration	MS
EDU	Criminal Justice	Criminal Justice/Corrections Option	BS
EDU	Criminal Justice	Criminal Justice/Generalist Option	BS
EDU	Criminal Justice	Criminal Justice/Law Enforcement Option	BS
EDU	Criminal Justice	Pre-Criminal Justice	AA
EDU	Leisure Studies and Wellness	Recreation Leadership & Management	BS
EDU	School of Education	Biology Education	BS
EDU	School of Education	Business Education	BS
EDU	School of Education	Career & Technical Education	MS
EDU	School of Education	Chemistry Education	BS
EDU	School of Education	Curriculum & Instruction - Administrative	M.Ed.
EDU	School of Education	Curriculum & Instruction - Elementary Cert	M.Ed.
EDU	School of Education	Curriculum & Instruction - Experiential Education	M.Ed.
EDU	School of Education	Curriculum & Instruction - Philanthropy	M.Ed.
EDU	School of Education	Curriculum & Instruction - Reading Endorsement	M.Ed.
EDU	School of Education	Curriculum & Instruction - Secondary Cert	M.Ed.
EDU	School of Education	Curriculum & Instruction - Special Education	M.Ed.
EDU	School of Education	Early Childhood Education	AAS
EDU	School of Education	Early Childhood Education	BS
EDU	School of Education	Educational Leadership	MS
EDU	School of Education	Elementary Education	BS
EDU	School of Education	English Education	BS
EDU	School of Education	History Education	BS
EDU	School of Education	Mathematics Education	BS
EDU	School of Education	Pre-Teaching Elementary	AA
EDU	School of Education	Pre-Teaching Secondary	AA
EDU	School of Education	Social Studies	BS
EDU	School of Education	Technical Education	BS
EDU	School of Education	Training in Business and Industry	BS
EDU	Television Production	Television and Digital Media Production	BS
KEN	Design Studies	Digital Media	BFA
KEN	Design Studies	Furniture Design	BFA
KEN	Design Studies	Graphic Design	BFA
KEN	Design Studies	Illustration	BFA
KEN	Design Studies	Industrial Design	BFA
KEN	Design Studies	Interior Design	BFA
KEN	Design Studies	Metals/Jewelry Design	BFA
KEN	Fine Arts/Foundation	Drawing	BS
KEN	Fine Arts/Foundation	Fine Arts	BFA
KEN	Fine Arts/Foundation	Fine Arts Drawing	BFA
KEN	Fine Arts/Foundation	Fine Arts Drawing	MFA
KEN	Fine Arts/Foundation	Fine Arts Painting	BFA
KEN	Fine Arts/Foundation	Fine Arts Painting	MFA
KEN	Fine Arts/Foundation	Fine Arts Photography	BFA
KEN	Fine Arts/Foundation	Fine Arts Photography	MFA
KEN	Fine Arts/Foundation	Fine Arts Printmaking	BFA
KEN	Fine Arts/Foundation	Fine Arts Printmaking	MFA
KEN	Fine Arts/Foundation	Fine Arts Sculpture	BFA
KEN	Fine Arts/Foundation	Fine Arts Woodwork/Functional Art	BFA
KEN	Fine Arts/Foundation	Painting	BFA

DEGREES

FERRIS STATE UNIVERSITY

APPROVED PROGRAMS

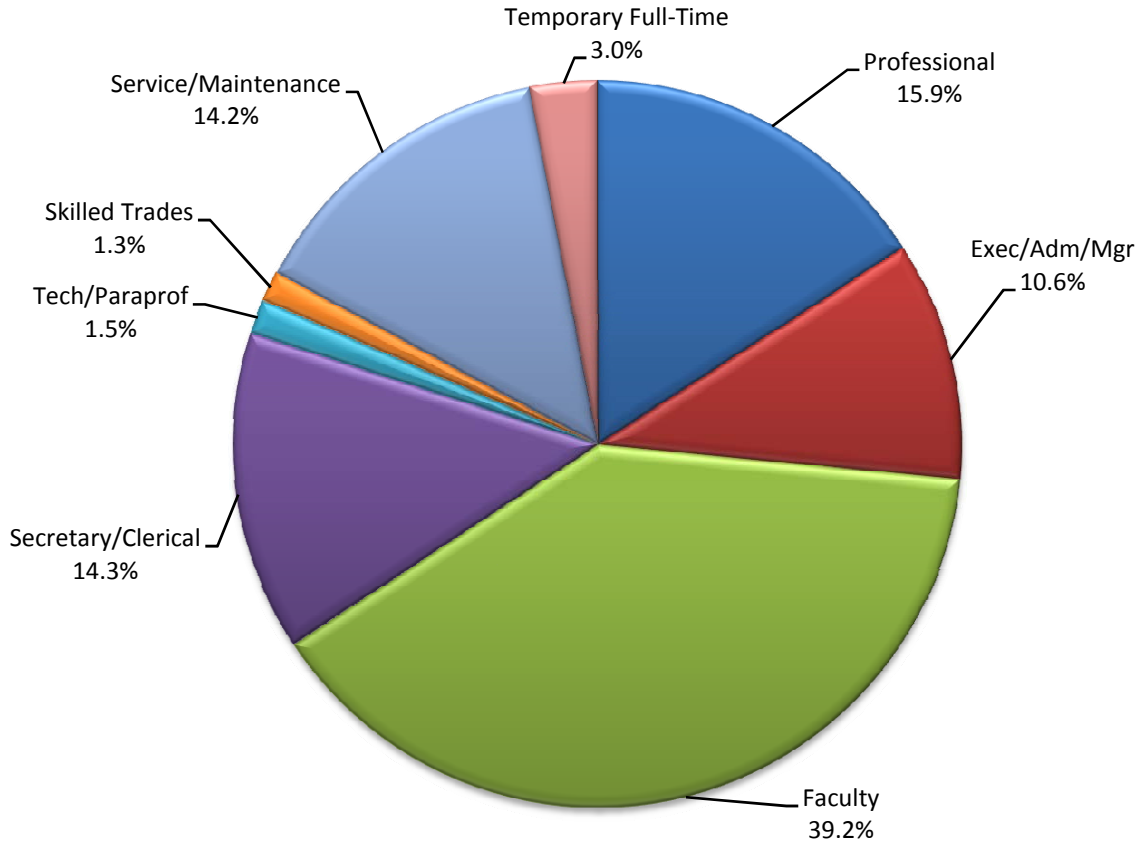
COLLEGE	DEPARTMENT	PROGRAM NAMES	DEGREE
KEN	Fine Arts/Foundation	Photography	BFA
KEN	Fine Arts/Foundation	Sculpture/Functional Art	BFA
KEN	Liberal Arts & Sciences	Art Education	BFA
KEN	Liberal Arts & Sciences	Art Education	MFA
KEN	Liberal Arts & Sciences	Art History	BS
N/A	N/A	Bachelor of Integrative Studies	BS
OPT	Optometry	Optometry	OD
PHR	Pharmacy	Doctor of Pharmacy	Pharm.D.
TEC	Architectural Technology & Facilities Mgmt	Architectural Technology	AAS
TEC	Architectural Technology & Facilities Mgmt	Facilities Management	BS
TEC	Automotive	Automotive Engineering Technology	BS
TEC	Automotive	Automotive Management	BS
TEC	Automotive	Automotive Service Technology	AAS
TEC	Construction Technology & Management	Building Construction Technology	AAS
TEC	Construction Technology & Management	Civil Engineering Technology	AAS
TEC	Construction Technology & Management	Construction Management	BS
TEC	Construction Technology & Management	Construction Management/Comm/Indust Bldg	BS
TEC	Construction Technology & Management	Construction Management/Highway/Bridge	BS
TEC	Electronics/CNS	Computer Networks & Systems	BS
TEC	Electronics/CNS	Electrical/Electronics Engineering Technology	BS
TEC	Electronics/CNS	Industrial Electronics Technology	AAS
TEC	Heavy Equipment	Heavy Equipment Service Engineering Technology	BS
TEC	Heavy Equipment	Heavy Equipment Service Technology	AAS
TEC	HVACR	HVACR Engineering Technology	BS
TEC	HVACR	HVACR Technology	AAS
TEC	Manufacturing Engineering Technology	Manufacturing Engineering Technology	BS
TEC	Manufacturing Engineering Technology	Manufacturing Tooling Technology	AAS
TEC	Manufacturing Engineering Technology	Quality Engineering Technology	BS
TEC	Mechanical Design	CAD Drafting & Tool Design Technology	AAS
TEC	Mechanical Design	Mechanical Engineering Technology	AAS
TEC	Mechanical Design	Mechanical Engineering Technology	BS
TEC	Mechanical Design	Product Design Engineering Technology	BS
TEC	Plastics & Rubber	Plastics Engineering Technology	BS
TEC	Plastics & Rubber	Plastics Technology	AAS
TEC	Plastics & Rubber	Rubber Engineering Technology	BS
TEC	Plastics & Rubber	Rubber Technology	AAS
TEC	Printing & Imaging Technology Management	New Media Printing & Publishing	BS
TEC	Printing & Imaging Technology Management	Printing & Digital Graphic Imaging Technology	AAS
TEC	Printing & Imaging Technology Management	Printing Management	BS
TEC	Surveying	Surveying Engineering	BS
TEC	Surveying	Surveying Technology	AAS
TEC	Welding Engineering Technology	Welding Engineering Technology	BS
TEC	Welding Engineering Technology	Welding Technology	AAS

Source: Academic Affairs

Faculty/Staff

**UNIVERSITY STAFF BY JOB CATEGORY AND GENDER
FALL 2009**

FULL-TIME



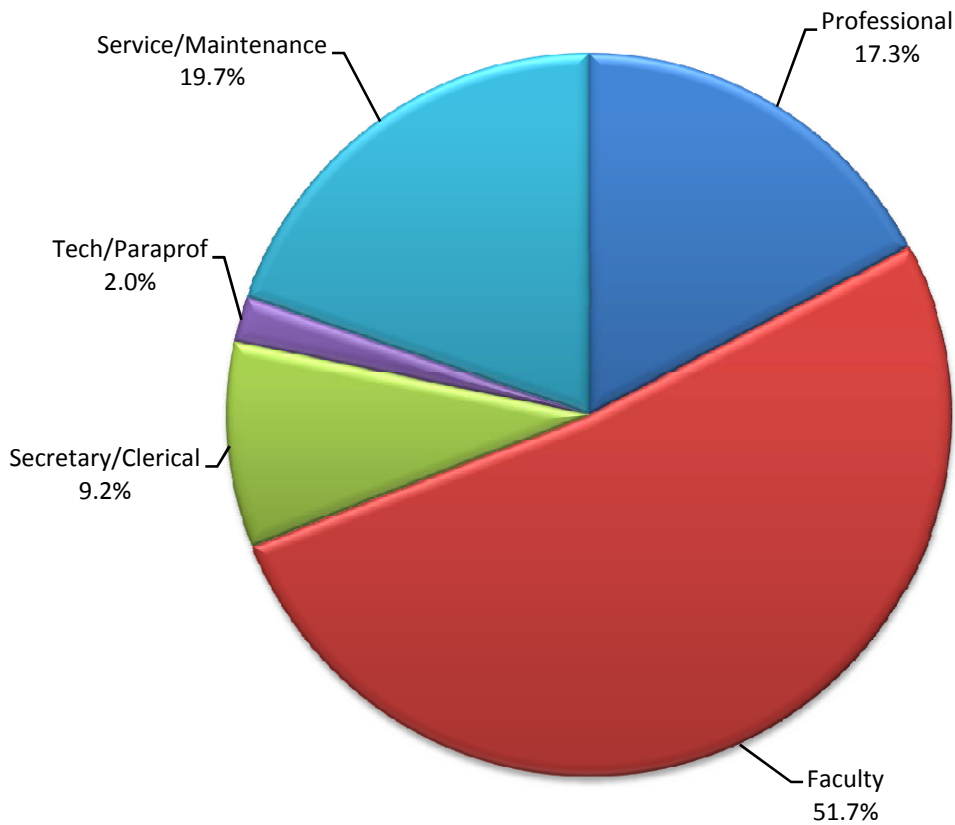
<u>JOB CATEGORY</u>	<u>MALE NUMBER</u>	<u>PERCENT</u>	<u>FEMALE NUMBER</u>	<u>PERCENT</u>	<u>TOTAL NUMBER</u>	<u>PERCENT</u>
Professional	112	46.9%	127	53.1%	239	15.9%
Exec/Adm/Mgr	88	55.3%	71	44.7%	159	10.6%
Faculty	352	59.9%	236	40.1%	588	39.2%
Secretary/Clerical	4	1.9%	210	98.1%	214	14.3%
Tech/Paraprof	9	39.1%	14	60.9%	23	1.5%
Skilled Trades	20	100.0%	0	0.0%	20	1.3%
Service/Maintenance	119	55.9%	94	44.1%	213	14.2%
Temporary Full-Time	13	28.9%	32	71.1%	45	3.0%
TOTAL	717	47.8%	784	52.2%	1,501	100.0%

Source: Office of Human Resource Development

FACULTY/STAFF

**UNIVERSITY STAFF BY JOB CATEGORY AND GENDER
FALL 2009**

PART-TIME

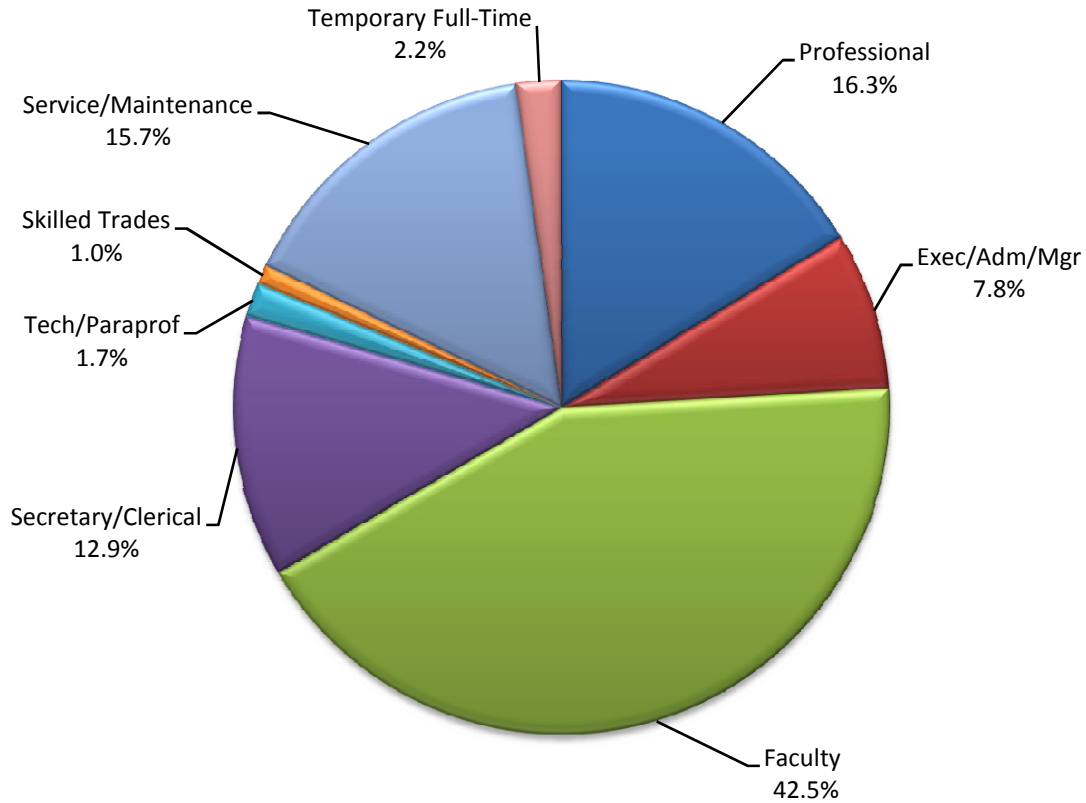


<u>JOB CATEGORY</u>	<u>MALE NUMBER</u>	<u>PERCENT</u>	<u>FEMALE NUMBER</u>	<u>PERCENT</u>	<u>TOTAL NUMBER</u>	<u>PERCENT</u>
Professional	38	40.4%	56	59.6%	94	17.3%
Faculty	149	53.0%	132	47.0%	281	51.7%
Secretary/Clerical	1	2.0%	49	98.0%	50	9.2%
Tech/Paraprof	8	72.7%	3	27.3%	11	2.0%
Service/Maintenance	40	37.4%	67	62.6%	107	19.7%
TOTAL	236	43.5%	307	56.5%	543	100.0%

Source: Office of Human Resource Development

**UNIVERSITY STAFF BY JOB CATEGORY AND GENDER
FALL 2009**

TOTAL



<u>JOB CATEGORY</u>	<u>MALE NUMBER</u>	<u>PERCENT</u>	<u>FEMALE NUMBER</u>	<u>PERCENT</u>	<u>TOTAL NUMBER</u>	<u>PERCENT</u>
Professional	150	45.0%	183	55.0%	333	16.3%
Exec/Adm/Mgr	88	55.3%	71	44.7%	159	7.8%
Faculty	501	57.7%	368	42.3%	869	42.5%
Secretary/Clerical	5	1.9%	259	98.1%	264	12.9%
Tech/Paraprof	17	50.0%	17	50.0%	34	1.7%
Skilled Trades	20	100.0%	0	0.0%	20	1.0%
Service/Maintenance	159	49.7%	161	50.3%	320	15.7%
Temporary Full-Time	13	28.9%	32	71.1%	45	2.2%
TOTAL	953	46.6%	1,091	53.4%	2,044	100.0%

Source: Office of Human Resource Development

FACULTY/STAFF

FALL FACULTY AND STAFF BY RACE/ETHNICITY AND GENDER

FULL-TIME & PART-TIME EMPLOYEES - December 2009

	<u>FEMALE</u>	<u>MALE</u>	<u>TOTAL</u>
AMERICAN INDIAN OR ALASKA NATIVE	4	7	11
ASIAN	16	26	42
BLACK OR AFRICAN AMERICAN	17	20	37
FOREIGN	0	0	0
HISPANIC OR LATINO	8	10	18
NATIVE HAWAIIAN OR PACIFIC ISLANDER	0	0	0
WHITE	990	848	1,838
TWO OR MORE RACES	4	6	10
UNREPORTED	34	28	62
TOTAL	1,073	945	2,018

The following definitions are used in determining racial/ethnic designations:

American Indian or Alaska Native:

A person having origins in any of the original peoples of North and South America (including Central America), and who maintains cultural identification through tribal affiliation or community attachment.

Asian:

A person having origins in any of the original peoples of the Far East, Southeast Asia, or the Indian Subcontinent including, for example, Cambodia, China, India, Japan, Korea, Malaysia, Pakistan, the Philippine Islands, Thailand, and Vietnam.

Black or African American:

A person having origins in any of the black racial groups of Africa.

Foreign:

A person who is not a citizen of the United States, and who is in this country on a temporary basis and does not have a right to remain indefinitely.

Hispanic or Latino:

A person of Cuban, Mexican, Puerto Rican, Central or South American, or other Spanish culture or origin, regardless of race.

Native Hawaiian or Pacific Islander:

A person having origins in any of the original peoples of Hawaii, Guam, Samoa, or other Pacific Island.

White:

A person having origins in any of the original peoples of Europe, the Middle East, or North Africa.

Note: Changes in IPEDS race and ethnicity categories per federal mandate for Fall 2009.

Source: Office of Institutional Research and Testing

DISTINGUISHED TEACHER AWARDS

The Ferris State University Academic Senate oversees the selection of the Distinguished Teacher Awards. Teachers receiving this award have been nominated by their peers based on the following criteria: Teaching excellence; participation in professional development activities; interest in students outside the classroom/laboratory; and exhibiting distinction as a member of the university community.

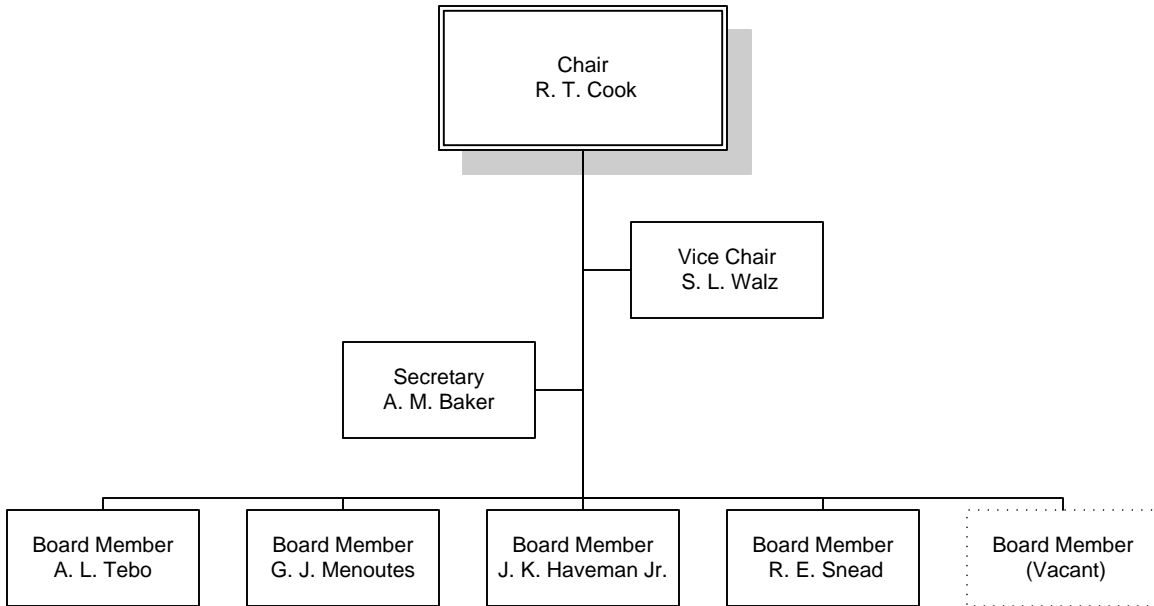
YEAR	RECIPIENT	COLLEGE	YEAR	RECIPIENT	COLLEGE
1965	Marguerite Jeserich	Arts & Sciences	1991	Dr. Roxanne M. Cullen	Arts & Sciences
1966	George Wells	Arts & Sciences	1991	Gary C. Horn	Arts & Sciences
1967	Garnet Zimmerman	Technology	1992	Bruce L. Beetley	Arts & Sciences
1968	Karlis Kazerovskis	Pharmacy	1992	John H. Landis	Allied Health Sciences
1969	Frank Karas	Arts & Sciences	1993	Doug Fonner	Arts & Sciences
1970	Robert K. Harry	Arts & Sciences	1993	Terry Nerbonne	Education
1971	Kenneth O. McManis	Arts & Sciences	1994	Fred Lovgren	Business
1972	George N. Holcomb	Pharmacy	1994	Edward Stuart	Technology
1973	Richard Hunter	Allied Health	1995	Maude Bigford	Arts & Sciences
1974	Roger F. Kennedy	Technology	1995	Judy Schottle	Allied Health Sciences
1975	Everett J. Nienhouse	Arts & Sciences	1996	Michael Keating	Optometry
1976	Barbara Sengelaub	Allied Health	1996	Caroline Stern	Arts & Sciences
1977	Max T. Yeley	Technology	1997	Dr. J. Randall Vance	Optometry
1978	Richard L. Shaw	Technology	1998	Dr. Walt Hoeksema	Arts & Sciences
1979	Joseph J. Mitala	Pharmacy	1998	Mitchell LeClaire	Technology
1980	Sidney P. Sytsma	Business	1999	Maryanne Heidemann	Arts & Sciences
1981	Richard A. Santer	Arts & Sciences	1999	James (Ted) Walker	Arts & Sciences
1982	Michael D. Ells	Allied Health	2000	Daniel E. Noren	Arts & Sciences
1982	Neill H. Nutter	Arts & Sciences	2000	Richard J. Pisacreta	Arts & Sciences
1983	Herbert L. Carson	Arts & Sciences	2001	Abdollah Ferdowski	Business
1984	Robert E. Friar	Arts & Sciences	2001	J. Randall Groves	Arts & Sciences
1984	Newell H. Johnson	Technology	2002	Sheila Squicciarini	Allied Health Sciences
1985	Julia H. Bonkowski	Allied Health	2003	David Aiken	Arts & Sciences
1985	James P. Lehnert	Arts & Sciences	2003	David Hanna	Technology
1986	Ada Lou Carson	Arts & Sciences	2003	Phillip Middleton	Arts & Sciences
1987	Michael C. Cooper	Business	2004	David Pilgrim	Arts & Sciences
1987	Rose Ann Swartz	Business	2005	Robert McCullough	Arts & Sciences
1988	Robert C. Ferguson	Arts & Sciences	2005	Fred Heck	Arts & Sciences
1988	Garth S. McHattie	Education	2006	Dr. Pasquale Di Raddo	Arts & Sciences
1989	Mark A. Curtis	Technology	2007	Dr. Mary Murnik	Arts & Sciences
1989	James D. Maas	Business	2008	Dr. Khagendra Thapa	Technology
1990	Dr. Marilyn Keigley	Business	2009	Dr. Daniel Adsmond	Arts & Sciences
1990	Christine Towner	Allied Health			

Source: Academic Senate

Organizational Charts

FERRIS STATE UNIVERSITY

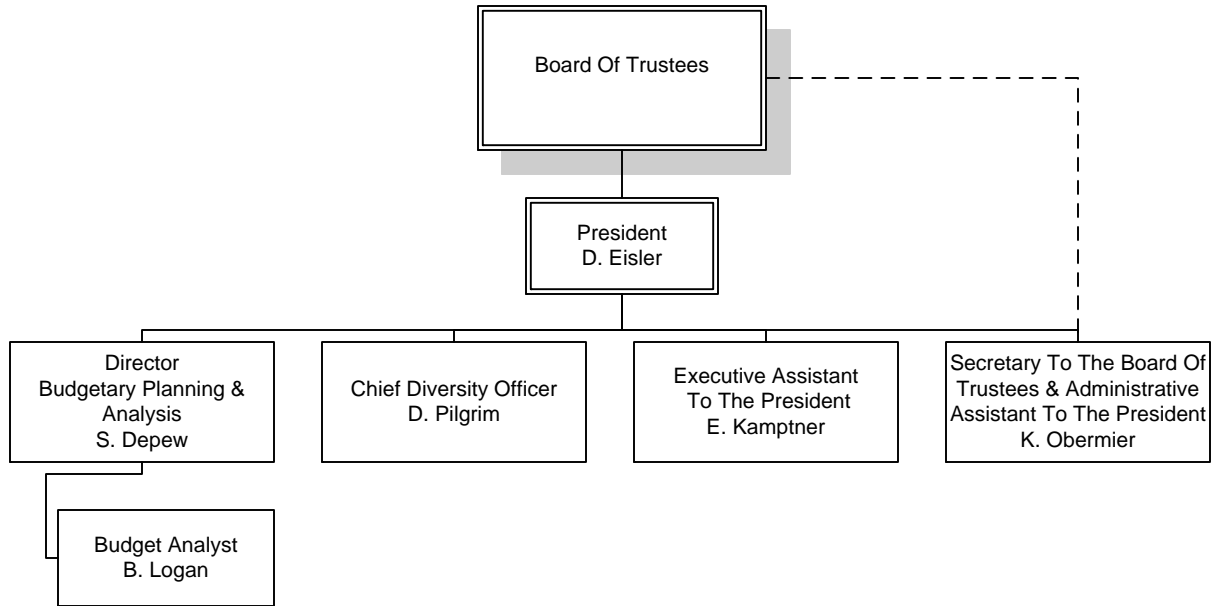
BOARD OF TRUSTEES



ORGANIZATIONAL CHARTS

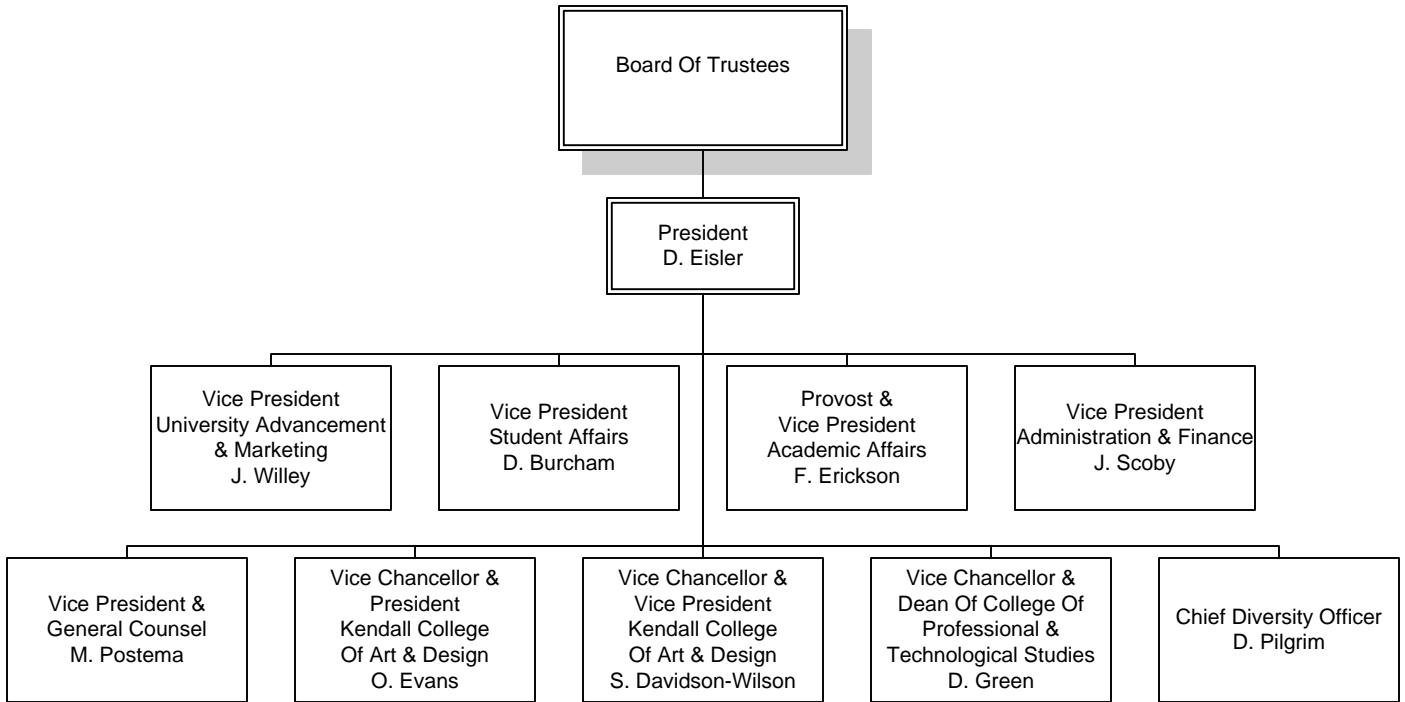
FERRIS STATE UNIVERSITY

EXECUTIVE DIVISION

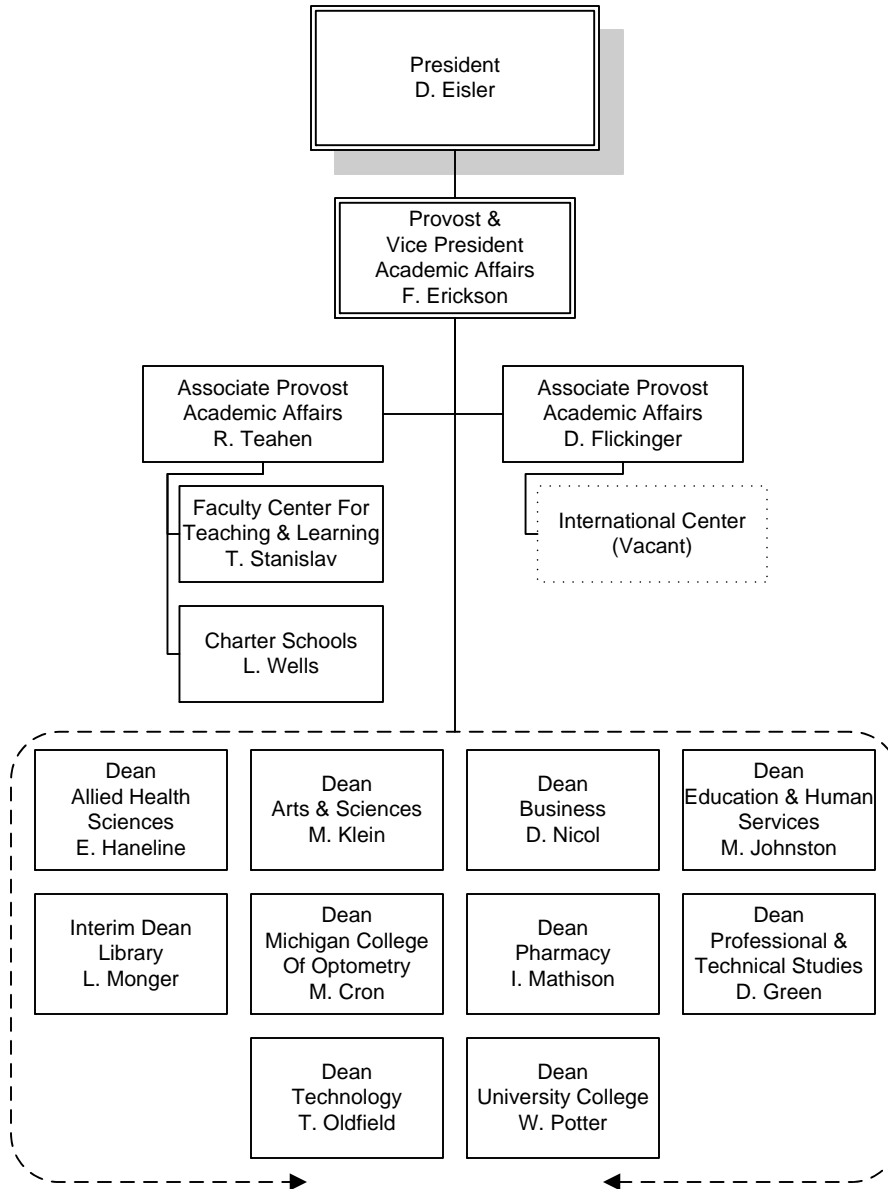


FERRIS STATE UNIVERSITY

PRESIDENT'S COUNCIL

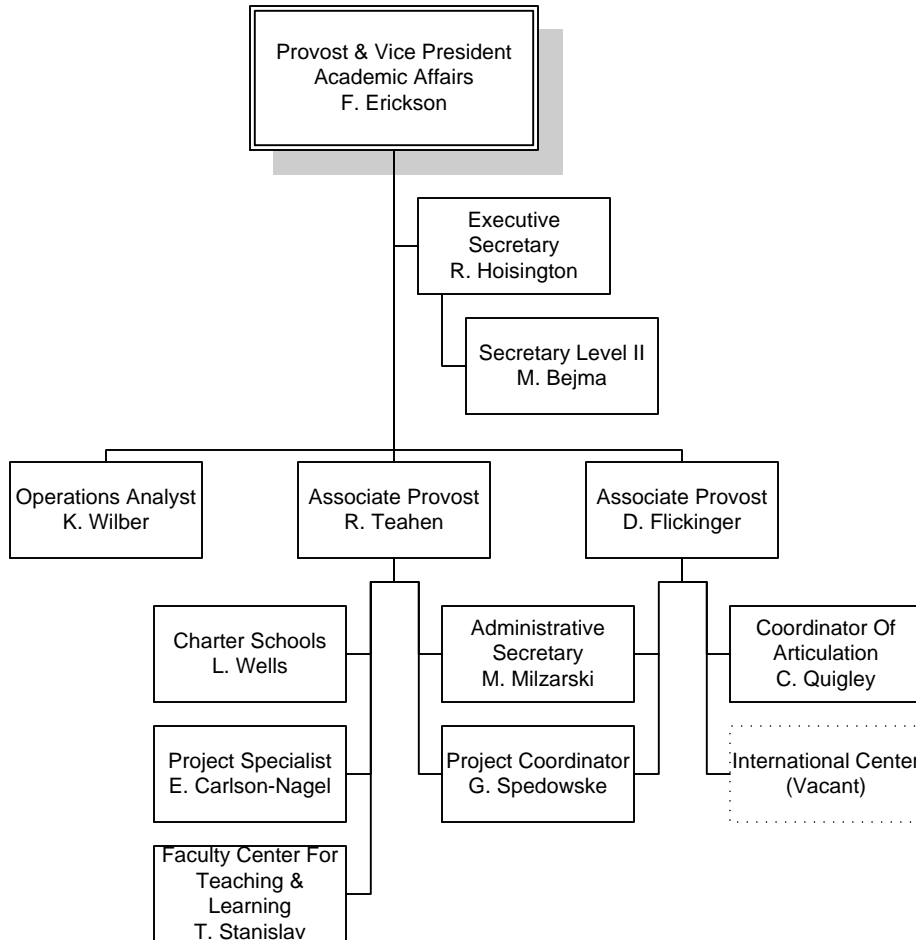


FERRIS STATE UNIVERSITY
ACADEMIC AFFAIRS DIVISION



FERRIS STATE UNIVERSITY
ACADEMIC AFFAIRS DIVISION

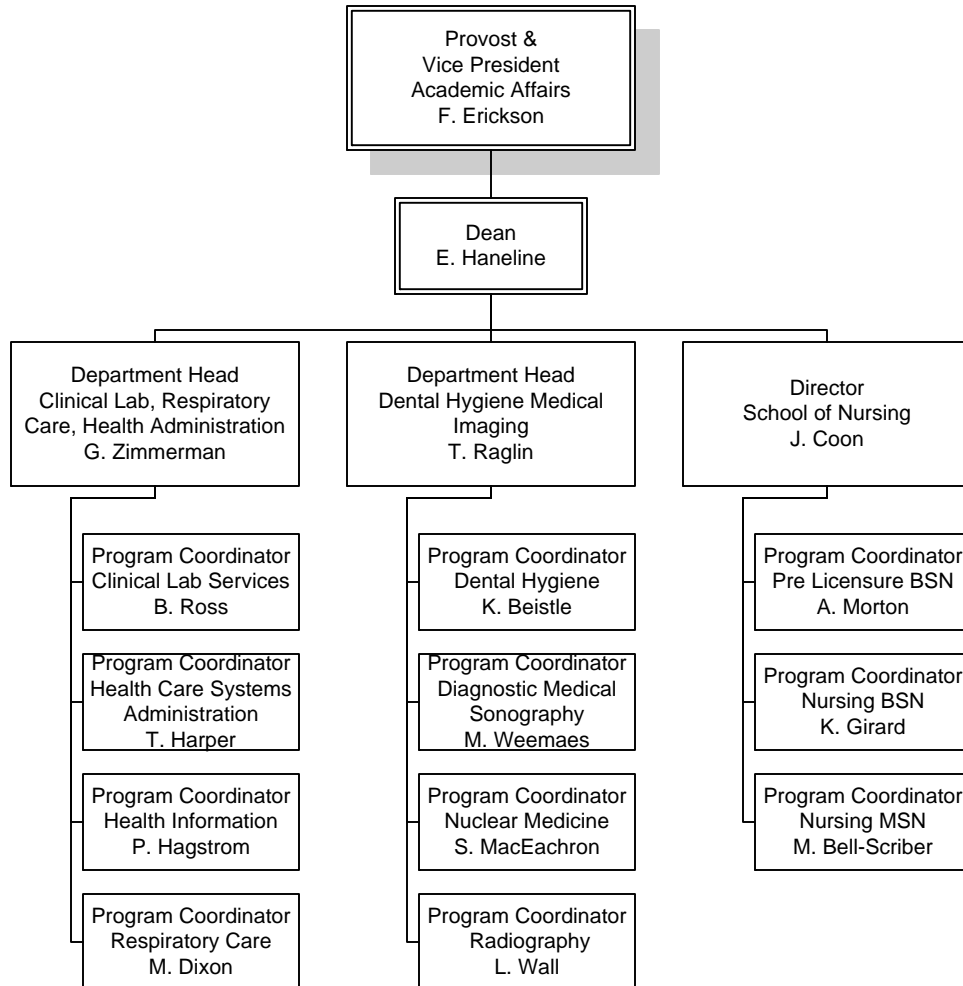
OFFICE OF ACADEMIC AFFAIRS



ORGANIZATIONAL CHARTS

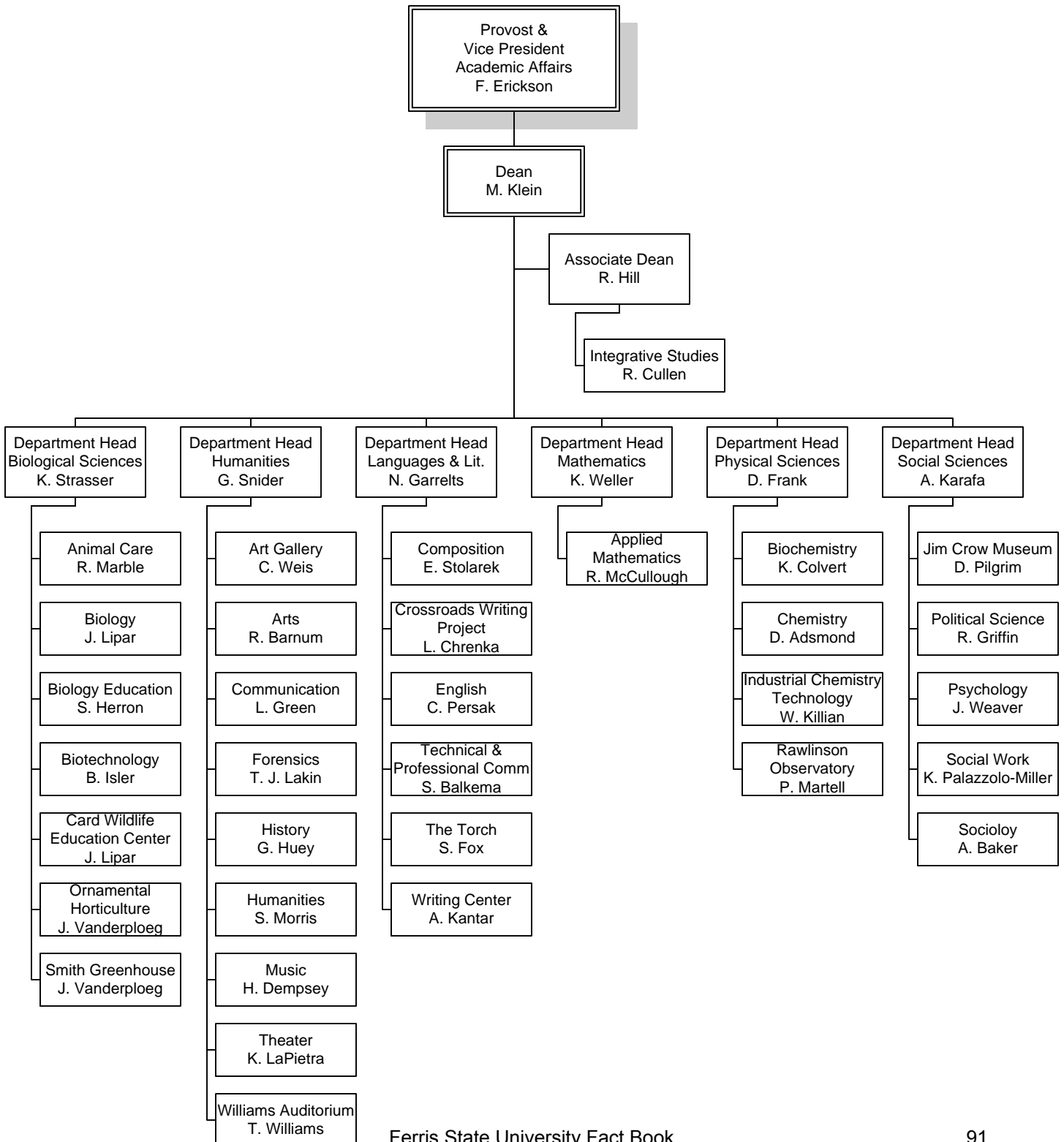
FERRIS STATE UNIVERSITY ACADEMIC AFFAIRS DIVISION

COLLEGE OF ALLIED HEALTH SCIENCES



FERRIS STATE UNIVERSITY
ACADEMIC AFFAIRS DIVISION

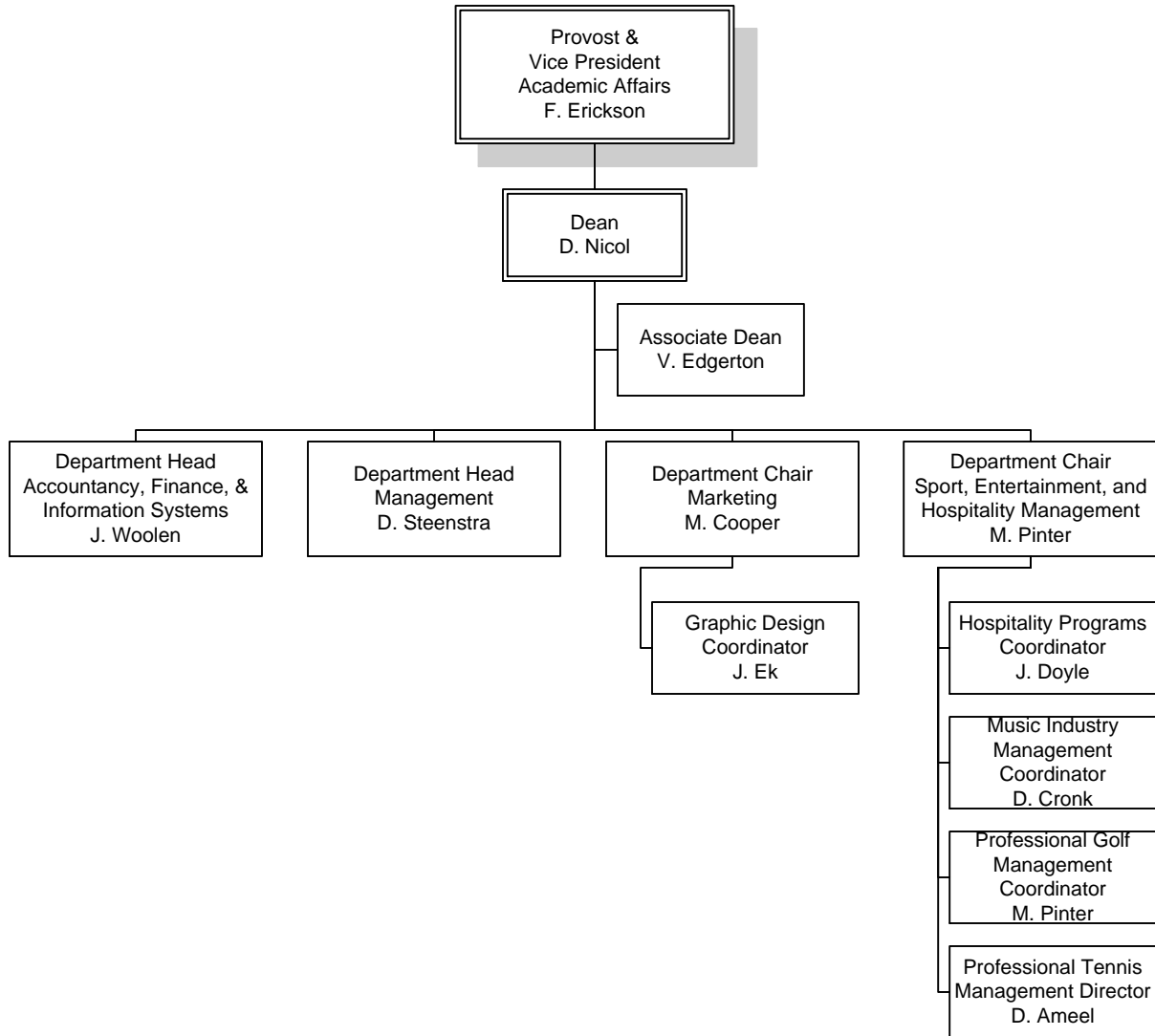
COLLEGE OF ARTS & SCIENCES



ORGANIZATIONAL CHARTS

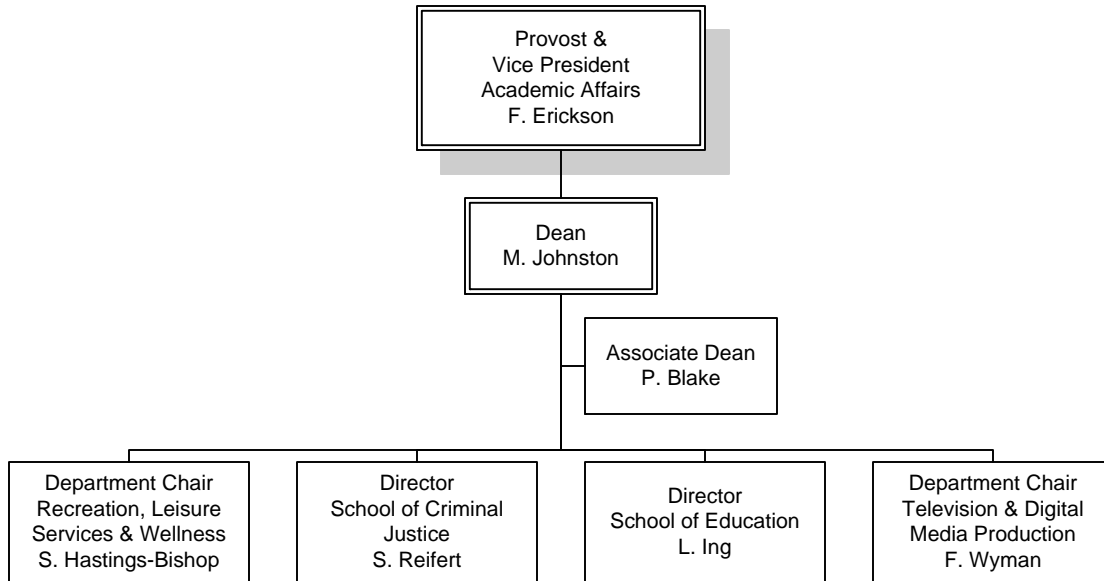
FERRIS STATE UNIVERSITY ACADEMIC AFFAIRS DIVISION

COLLEGE OF BUSINESS



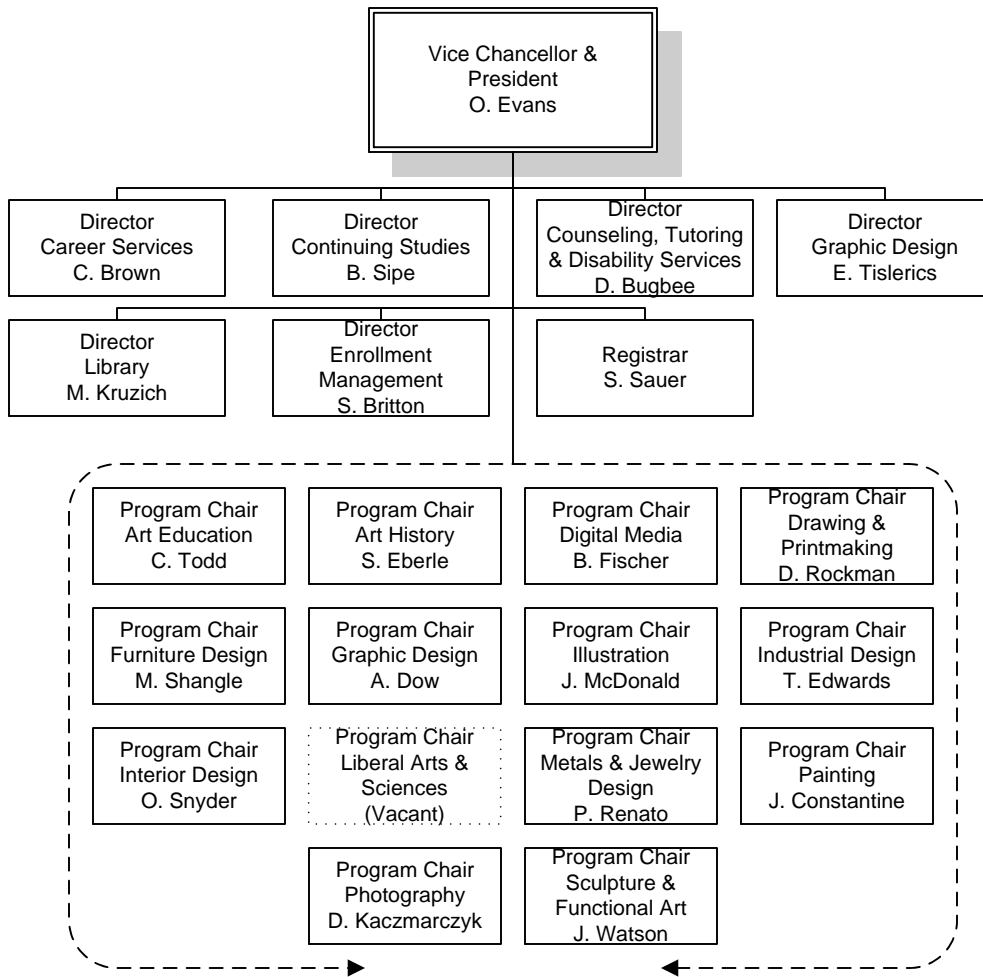
FERRIS STATE UNIVERSITY
ACADEMIC AFFAIRS DIVISION

COLLEGE OF EDUCATION & HUMAN SERVICES



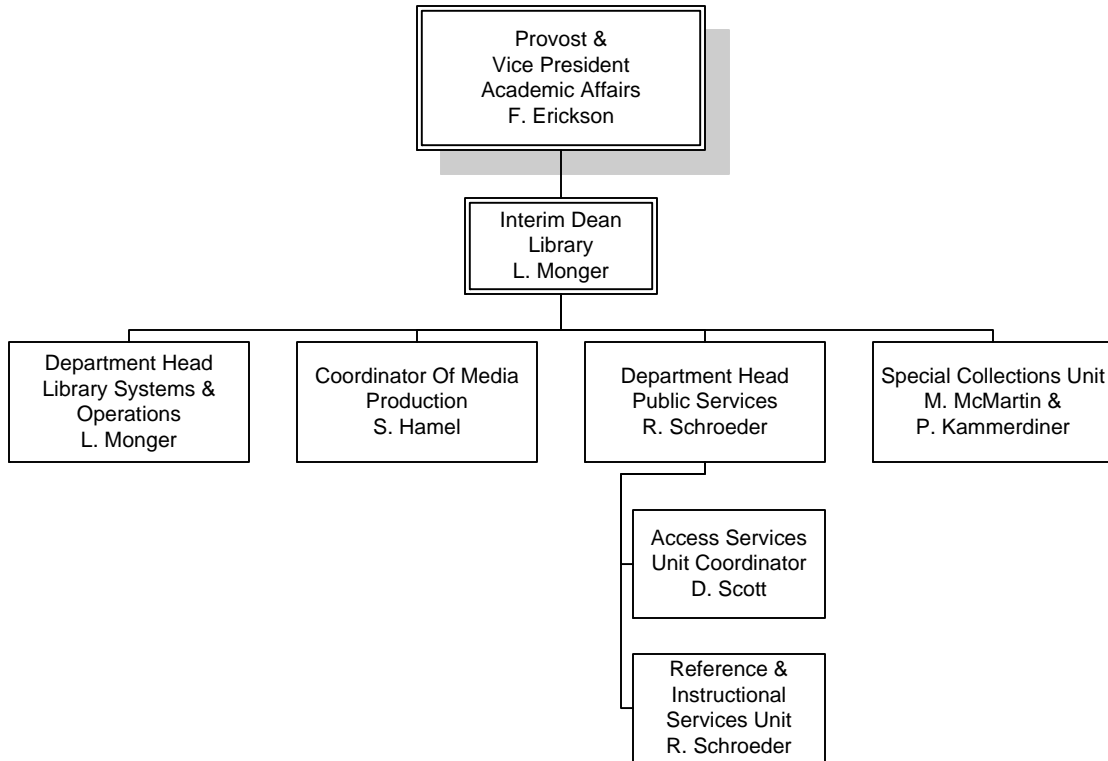
ORGANIZATIONAL CHARTS

FERRIS STATE UNIVERSITY KENDALL COLLEGE OF ART & DESIGN



FERRIS STATE UNIVERSITY
ACADEMIC AFFAIRS DIVISION

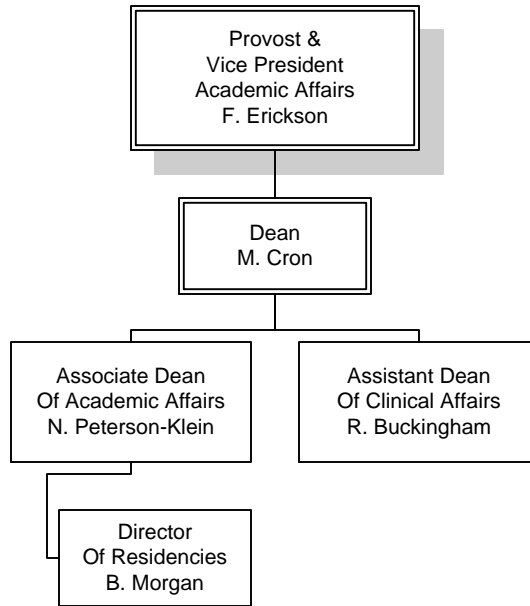
LIBRARY



ORGANIZATIONAL CHARTS

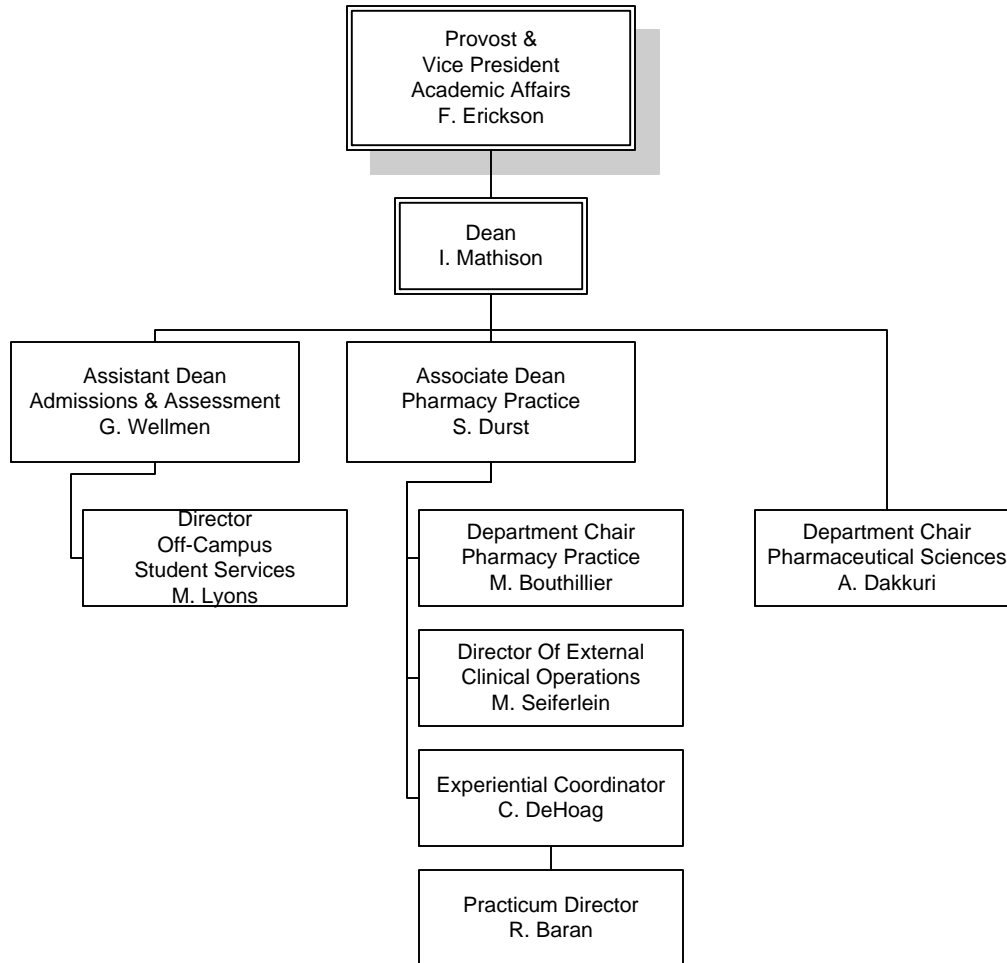
FERRIS STATE UNIVERSITY
ACADEMIC AFFAIRS DIVISION

MICHIGAN COLLEGE OF OPTOMETRY AT FERRIS STATE UNIVERSITY



FERRIS STATE UNIVERSITY
ACADEMIC AFFAIRS DIVISION

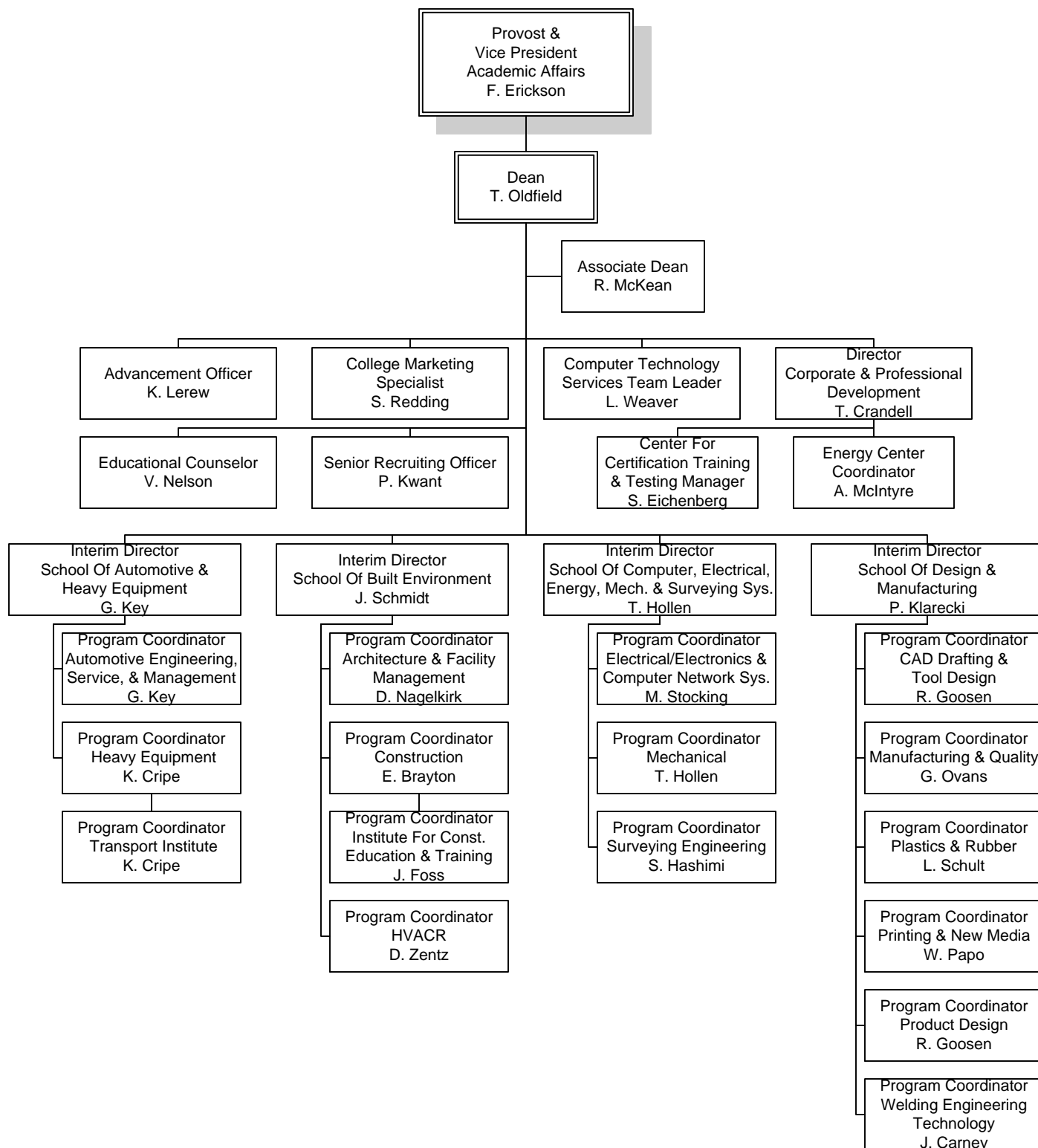
COLLEGE OF PHARMACY



ORGANIZATIONAL CHARTS

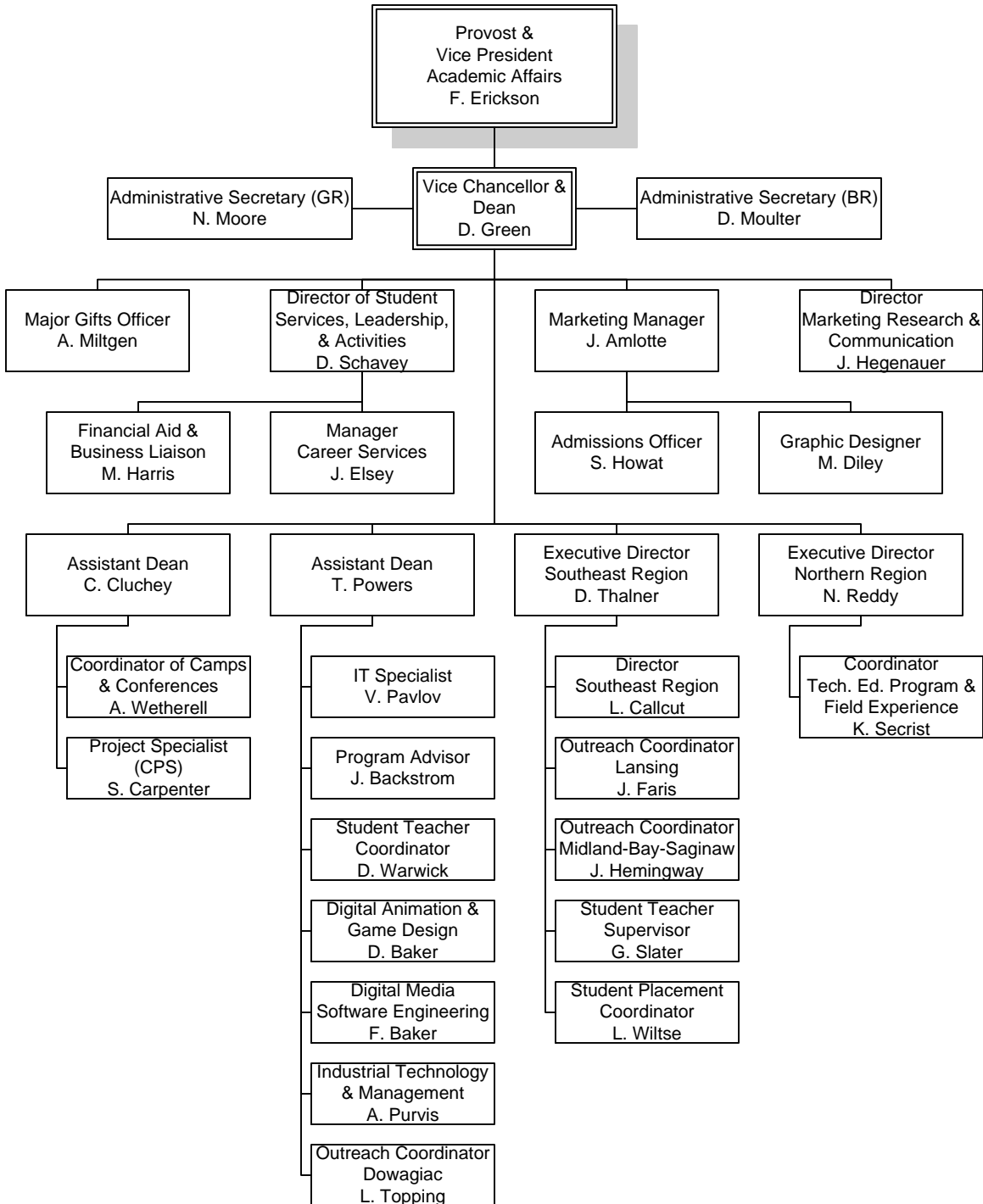
FERRIS STATE UNIVERSITY ACADEMIC AFFAIRS DIVISION

COLLEGE OF ENGINEERING TECHNOLOGY



FERRIS STATE UNIVERSITY
ACADEMIC AFFAIRS DIVISION

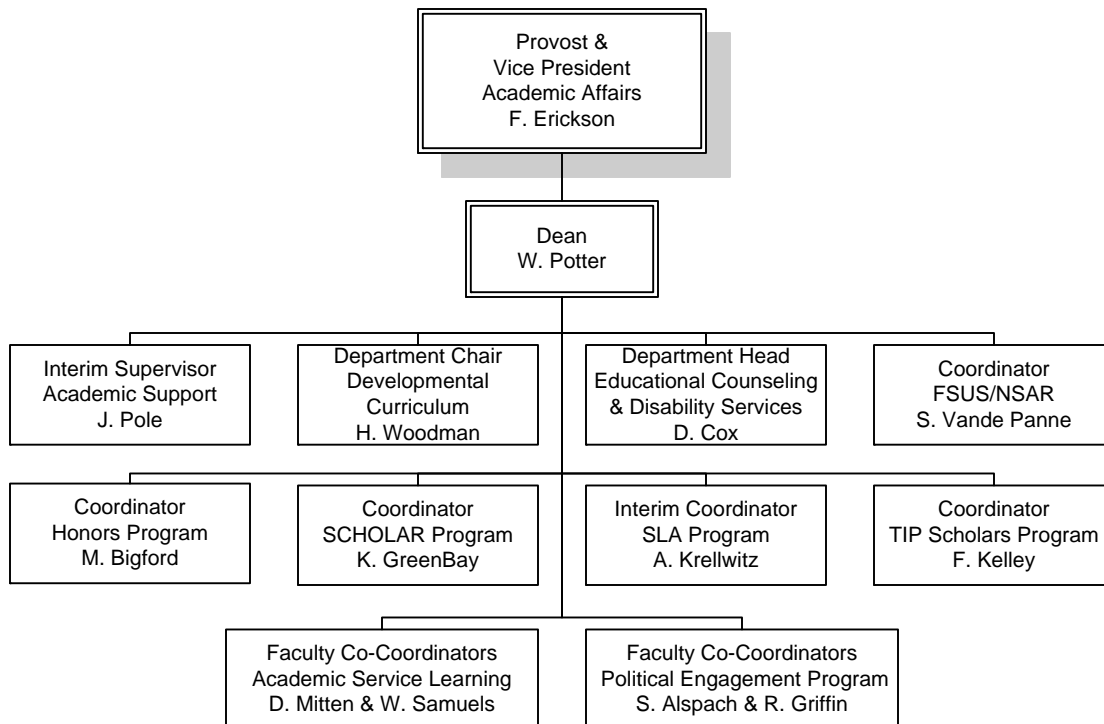
COLLEGE OF PROFESSIONAL & TECHNOLOGICAL STUDIES



ORGANIZATIONAL CHARTS

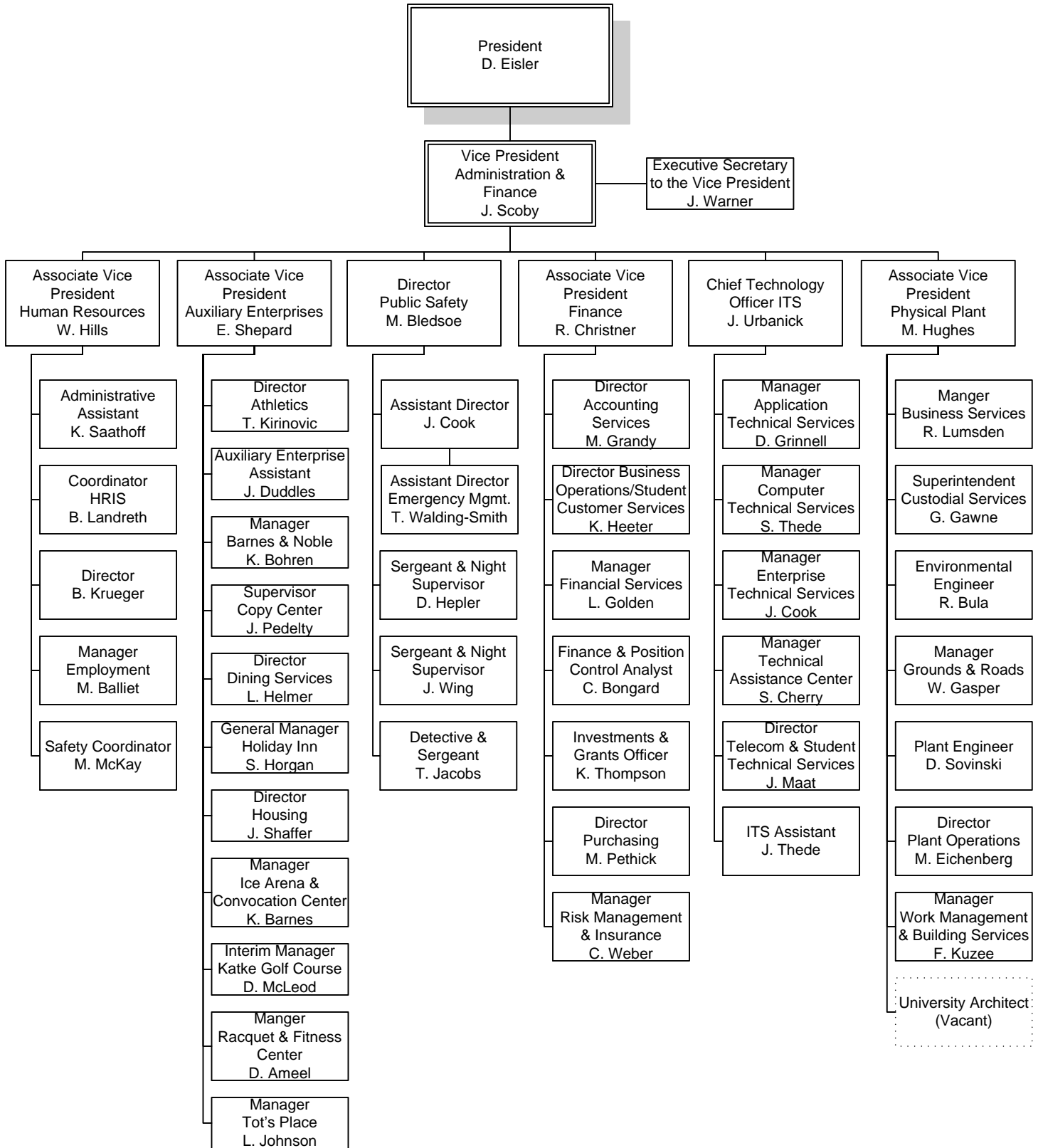
FERRIS STATE UNIVERSITY ACADEMIC AFFAIRS DIVISION

UNIVERSITY COLLEGE



FERRIS STATE UNIVERSITY

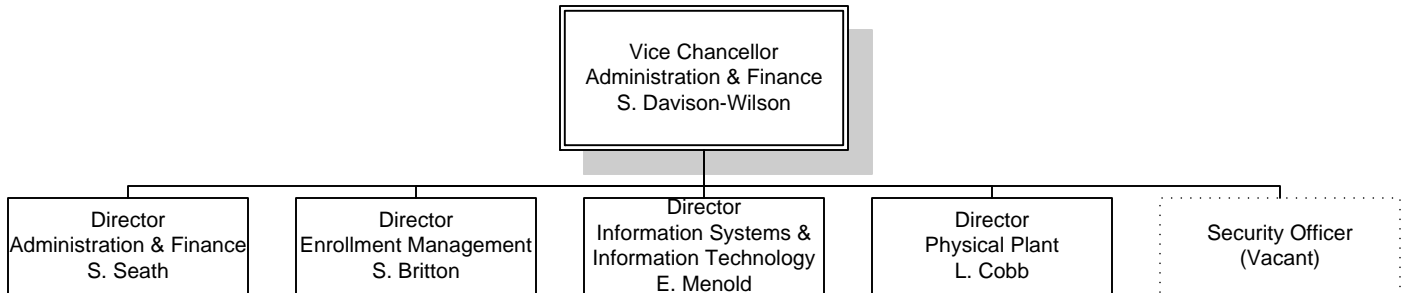
ADMINISTRATION & FINANCE DIVISION



ORGANIZATIONAL CHARTS

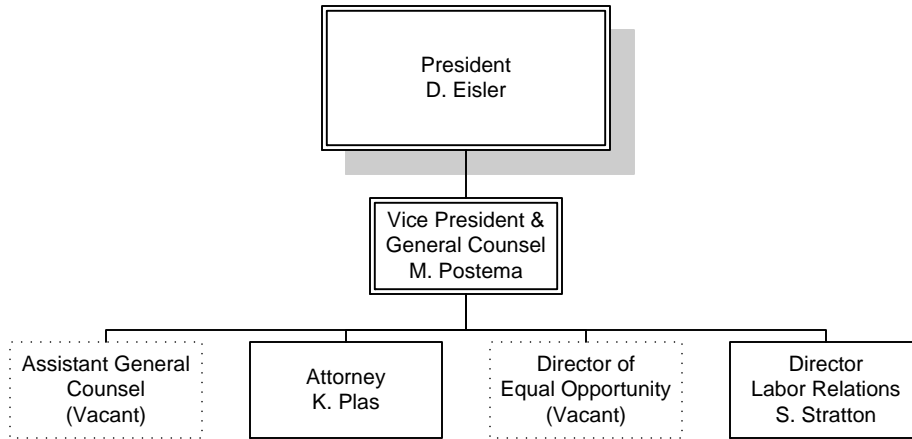
FERRIS STATE UNIVERSITY *KENDALL COLLEGE OF ART & DESIGN*

ADMINISTRATION & FINANCE



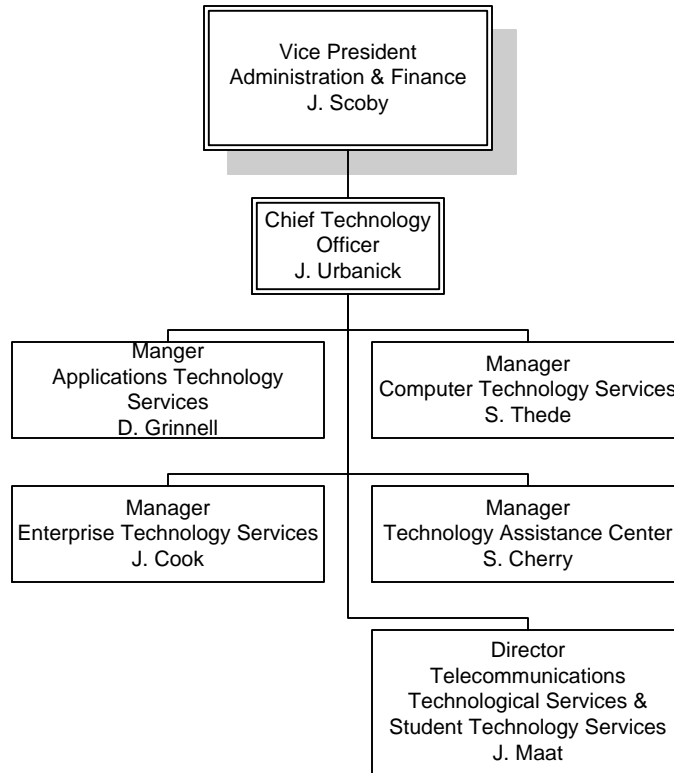
FERRIS STATE UNIVERSITY

GOVERNMENTAL RELATIONS & GENERAL COUNSEL

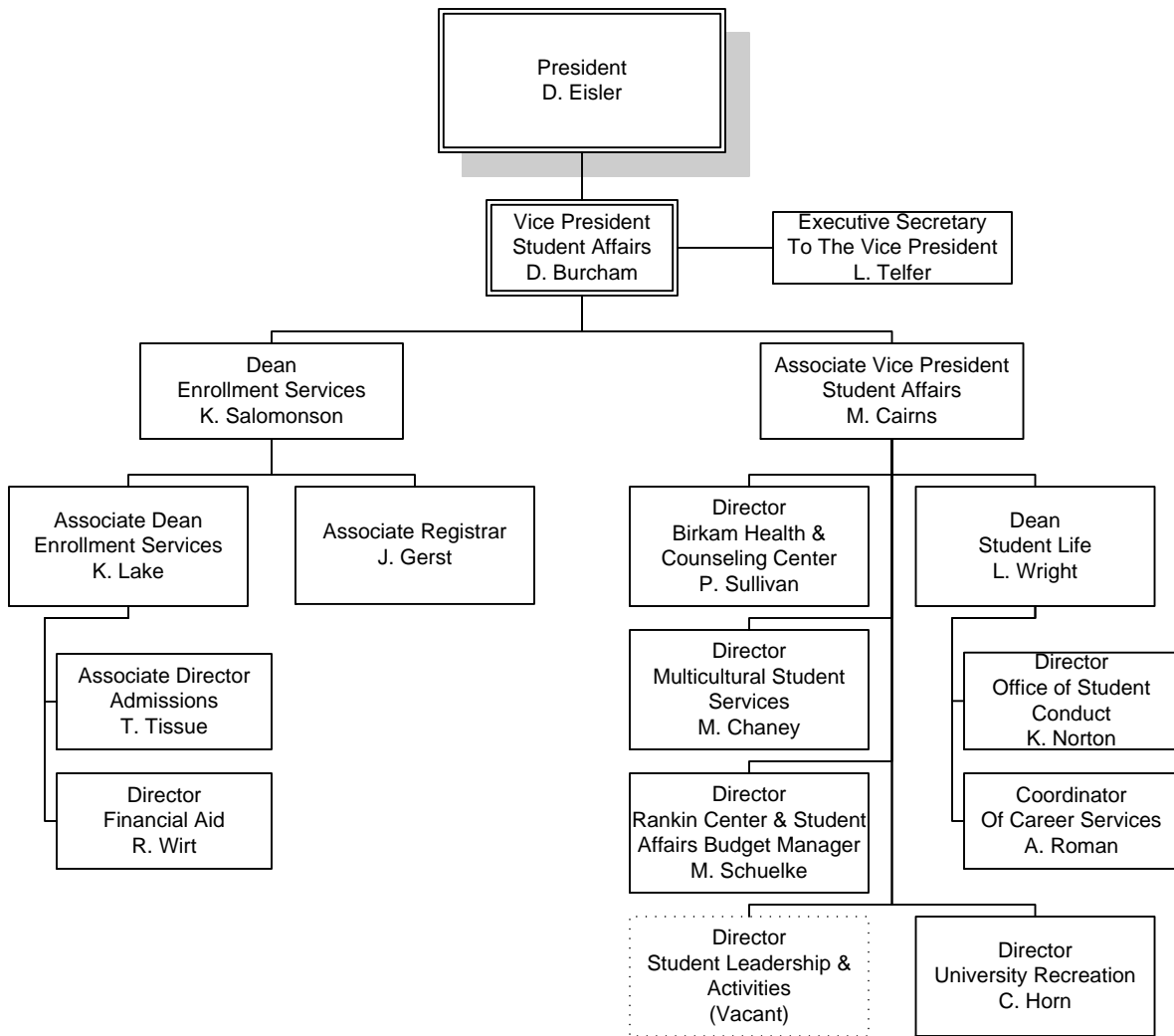


FERRIS STATE UNIVERSITY

INFORMATION TECHNOLOGY SERVICES

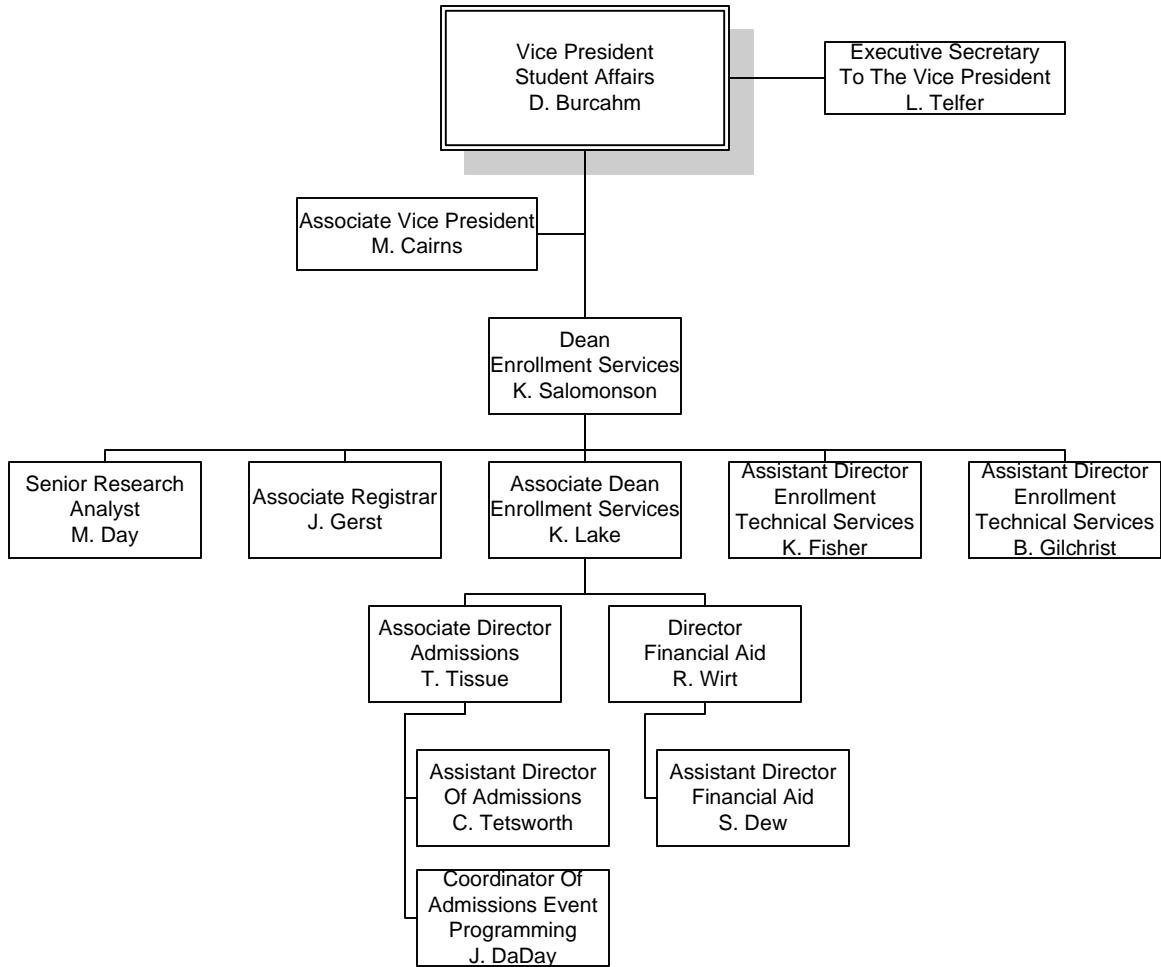


FERRIS STATE UNIVERSITY
STUDENT AFFAIRS DIVISION



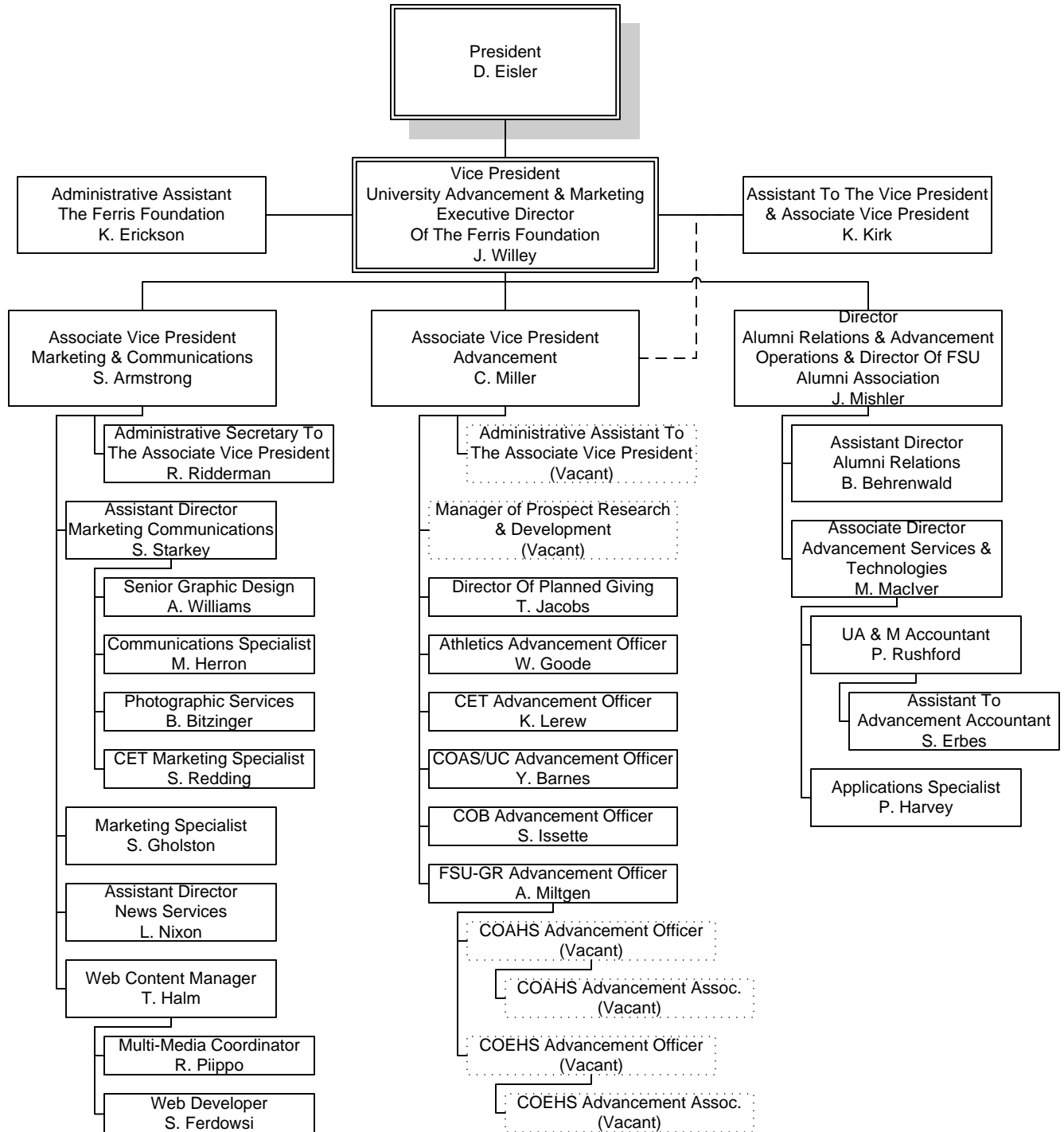
FERRIS STATE UNIVERSITY
STUDENT AFFAIRS DIVISION

ENROLLMENT SERVICES



FERRIS STATE UNIVERSITY

UNIVERSITY ADVANCEMENT & MARKETING



Alumni

ALUMNI BY STATE 2009

Alabama	210	Missouri	358
Alaska	164	Montana	105
Arizona	1,180	Nebraska	83
Arkansas	136	Nevada	343
Armed Forces California	13	New Hampshire	88
Armed Forces Florida	3	New Jersey	254
Armed Forces New York	35	New Mexico	151
California	1,832	New York	555
Colorado	995	North Carolina	1,094
Connecticut	179	North Dakota	29
Delaware	46	Ohio	1,681
District of Columbia	43	Oklahoma	158
Florida	3,180	Oregon	249
Georgia	1,000	Pennsylvania	525
Hawaii	90	Rhode Island	27
Idaho	97	South Carolina	490
Illinois	2,338	South Dakota	54
Indiana	1,685	Tennessee	629
Iowa	201	Texas	1,568
Kansas	163	Utah	102
Kentucky	341	Vermont	40
Louisiana	85	Virginia	698
Maine	65	Washington	468
Maryland	349	West Virginia	67
Massachusetts	235	Wisconsin	1,206
Michigan	77,183	Wyoming	81
Minnesota	571	Canada	369
Mississippi	78	Other Countries	615

Note: Includes Summer 2009 Graduates.

Source: University Advancement & Marketing

ALUMNI

ALUMNI BY COLLEGE 2009

	<u>Active Alumni</u>	<u>Total Alumni</u>
Allied Health Sciences	14,738	15,012
Arts & Sciences	13,571	17,665
Business	34,713	39,487
Education & Human Services	12,285	12,968
Michigan College of Optometry at FSU	1,788	1,829
Pharmacy	6,234	8,537
Technology	25,505	26,673
Kendall College of Art & Design	4,629	4,736
College of Professional & Technological Studies	52	52
TOTAL	113,515	126,959

Total Donations - Fiscal Year 2009 **\$5,626,648**

Numbers may be duplicated if a degree was earned from more than one college.

Active includes everyone except deceased alumni.

Source: University Advancement & Marketing

PLACEMENT RATES

<u>Categories</u>	<u>2003-04</u>	<u>2004-05</u>	<u>2005-06</u>	<u>2006-07</u>	<u>2007-08</u>
Placement rate includes graduates who are continuing their education or are employed.	98%	98%	98%	97%	94%
Individuals in the job market who found jobs.	94%	94%	94%	93%	89%
Graduates in the job market employed in their field.	90%	88%	87%	85%	82%
Response rate of graduates completing the Graduate Follow-Up Survey.	48%	47%	49%	44%	37%

<u>Categories</u>	<u>2003-04</u>	<u>2004-05</u>	<u>2005-06</u>	<u>2006-07</u>	<u>2007-08</u>
Associate Degree students continuing their education.	62%	65%	66%	65%	68%
Associate Degree students continuing their education at Ferris State.	58%	59%	60%	59%	62%

Respondents who are working and continuing their education concurrently are reported in both of these categories. The placement rate includes individuals only once and does not include not seeking employment.

Source: Office of Institutional Research & Testing

RECIPIENTS OF ALUMNI AWARDS

Since 1956, Commencement week activities have included the presentation by the Ferris State University Alumni Association of Distinguished Alumni Awards recognizing exceptional career success and noteworthy fidelity and devotion to the University. Recipients from 1959-2009:

1959 Howard C. Grimes James T. Jones Willard J. Nash Arthur R. Sherk	1969 Carroll Boutell Elmon Cataline	1979 Peggy A. Frazier Thomas P. Scholler	1989 Albert J. Coudron Kenneth W. Kirk	1999 Jerry Woodcock
Willard J. Nash Arthur R. Sherk	1970 Charles E. Fairman	Lee A. Westberg	George J. Menoutes	2000 Daniel F. Niccolai
1960 Manley M. Ellis Thomas F. Heatley Thaddeus B. Taylor	Ethel Taylor Pierce John Stahlin	1980 E. Elaine Davies Kuno Hammerberg	Jerry R. Tubbs	2001 Robert S. Buckingham John D. Chinonis Robyn D. Myers Robert K. Scranton
1961 C. V. Buttlemann Merta L. Reed Gideon E. Smith	1971 Stanley J. Byington	John F. Mangrum	1990 Philip E. Hoffman Dennis B. Lerner Roger G. Stoll	2002 John C. Bond Joseph J. Corcoran II James B. Meyer
1962 Walter Armbruster Joseph C. Hirschfeld Hattie Smith Lear Baribeau	Gerald McKessy Raymond Sines	1981 Alvin L. Burrigge Floyd E. Curtis	Clinton L. Swinehart	Joseph J. Corcoran II James B. Meyer
1963 Clare F. Jarecki Charles S. Neithercut John W. Tenny	1972 Clarence Freeman Delbert Long Ramsay Wardrop	Avis J. Ericson	1991 Darroll Z. Howard Jane Reagan Jones Kenneth E. McCourt	2003 William J. Buckingham Suzette Compton
1964 Bess Rose Fishman Lewie H. Hull J. Arthur Pino	1973 Bert C. Brennan Albert B. Doherty, III John W. Spicer Fred A. Westerman	Howard L. Dell Jack M. Newcomb Rena D. Westra	1992 Paul E. Boyer Richard E. Hurst Carolyn C. Kilpatrick James Middaugh	2004 Mark E. Alley Stephen R. Ehardt Dr. Gary Kadlec Richard Sauve
1965 Leo F. Duggan C. Gordon Phillips George C. Quinnell	1974 Frank Curtis Phillip Runkel Colin Smith	1982 Douglas W. Call Darnell E. Cole Margaret Ethel Denise Elton "Ott" Gingrich	1993 Eugene A. DeFouw Douglas P. Johnson Barbara L. Ottinger Louis M. Sesti	2005 Dick Dolack Randy Seaman
1966 L. Dale Faunce Carlton H. Runcieman	1975 Rex O. Graff Fred Schnarr Chester I. Williams	1983 Richard C. Andresen Edmund D. Farhat Kenneth J. Hicks	1994 Joseph C. Barney, Jr. Vernita Burrows R. Thomas Cook Kenneth Hoexum Robert N. Tenney	2006 Terrence G. Gohl Ken Lawless
1967 Albert F. Cleveland Roy A. Darling James C. Finney, Sr. Willard J. Nash	1976 S. John Byington Gerald L. DeHaan Clare G. Johnson H. James Renaud	1984 Jean D. Deupree Arnold L. Johnson Bruce N. Parsons	1995 William Adrian Jack Bates John Bradac Lawrence Marfechuk Ronald Snead	2007 Dr. Kurt A. Barrett Emily F. Hancock
1968 Norman E. Borgerson Ann W. Sawasky Reuben E. Trippensee	1977 James R. Hess Florence I. Holden Robert J. Norsworthy	1985 Richard L. Antonini Bertil G. Carlson Kenneth L. Cook Jack D. Lewis	1996 David V. Dellar	2008 Brian F. Barry Michael J. Bettiga Paul T. Doyle David L. Stickles
	1978 Ruth Gibson Butler Leonard W. Gopp Robert C. Redman	1986 Roger W. Anderson Maurice Q. Bectel H. Kearney Walters	1997 John Wheeler	2009 Dr. Ronald Mahoney Rep. Tim Moore Mary Jane Thomson
		1987 Marjorie L. Fleming Gordon E. Kamstra Charles E. Lippert George H. Ryan, Sr.	1998 Steve Harvey	

The Pacesetter Award recognizes alumni who have been in the job field up to 13 years with exceptional success. Recipients are:

1998 Jacquelyn Keehne-Miron Debra Schults	2001 Paul M. Eichenberg Thomas L. Miller	2004 Bradley A. Henion Kenneth W. Mance Mathew M. Vivona	2006 William Davis Michael Travis	2008 Michael J. Oxner
1999 Brenda Bartz Lisa Dexter	2002 Mechele A. Churchfield Scott M. Mark	2005 Mark Guindon Michael Pung	2007 Keith Guy Barbara Horn Michael Moll Scott Seifferlein	2009 Scott French Kathy LeMieux Mimi Miles
2000 Frank (Luke) Wyckoff	2003 James P. Chenier Mary Lee Pakieser			

Source: University Advancement and Marketing

Budget

FERRIS STATE UNIVERSITY
FY 2009-10 GENERAL FUND OPERATING BUDGET
 (AMOUNTS IN THOUSANDS)

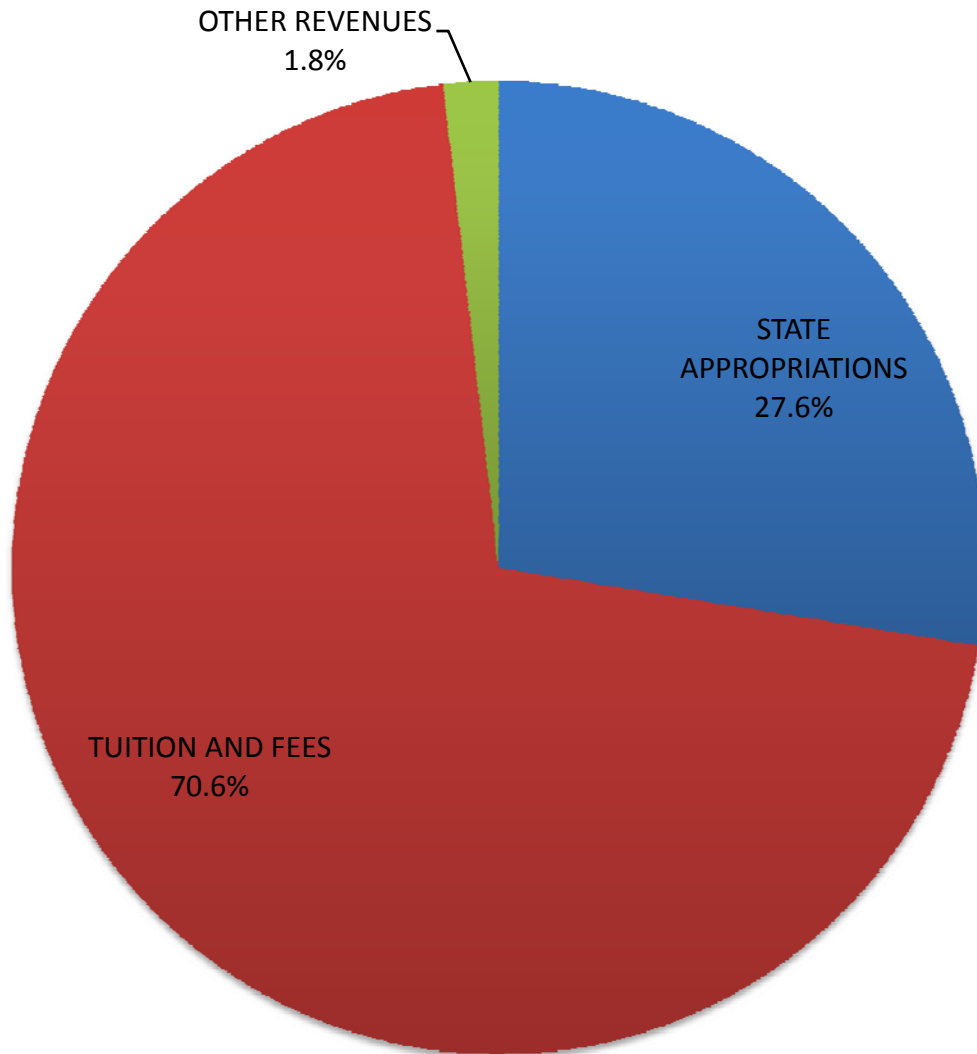
<u>REVENUES</u>	FY 2009-10 <u>OPERATING BUDGET</u>
STATE APPROPRIATIONS	\$48,622
TUITION/FEES	\$124,566
OTHER REVENUES	\$3,216
<i>TOTAL REVENUE</i>	<hr/> <i>\$176,404</i>
<u>EXPENDITURES</u>	
SALARY/WAGE/BENEFIT	\$122,804
OPERATING EXPENSE	\$38,931
STUDENT ASSISTANCE	\$14,669
<i>TOTAL EXPENDITURES</i>	<hr/> <i>\$176,404</i>
REVENUE/EXPENDITURE NET	\$0

Source: Office of Budgetary Planning & Analysis, General Fund Operating Budget FY- 09/10

BUDGET

**FERRIS STATE UNIVERSITY
REVENUE SUMMARY**
(AMOUNTS IN THOUSANDS)

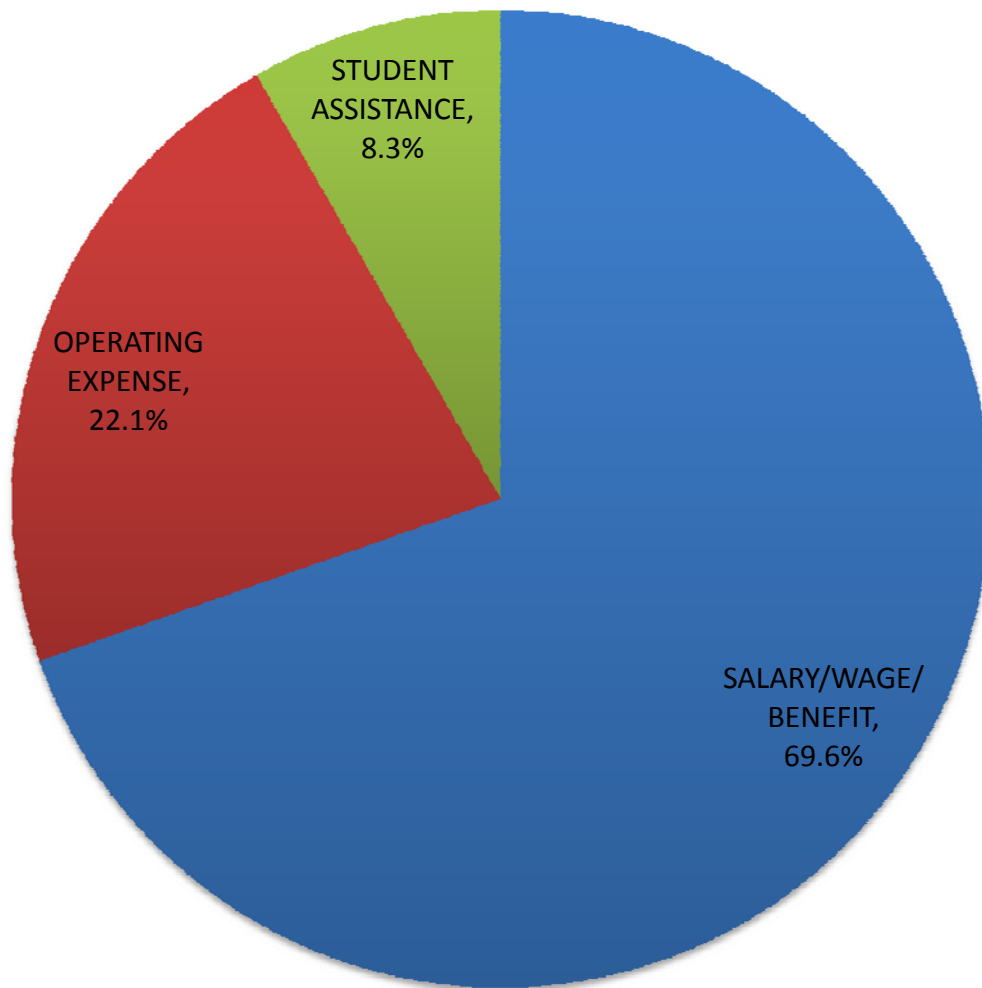
	AMOUNT	PERCENT
STATE APPROPRIATIONS	\$48,622	27.6%
TUITION AND FEES	\$124,566	70.6%
OTHER REVENUES	<u>\$3,216</u>	<u>1.8%</u>
TOTAL	\$176,404	100%



Source: Office of Budgetary Planning & Analysis, General Fund Operating Budget FY-09/10

**FERRIS STATE UNIVERSITY
EXPENDITURE SUMMARY**
(AMOUNTS IN THOUSANDS)

	AMOUNT	PERCENT
SALARY/WAGE/BENEFIT	\$122,804	69.6%
OPERATING EXPENSE	\$38,931	22.1%
STUDENT ASSISTANCE	<u>\$14,669</u>	<u>8.3%</u>
TOTAL	\$176,404	100%



Source: Office of Budgetary Planning & Analysis, General Fund Operating Budget FY-09/10

Facilities

STATEMENT OF FACILITIES AT THE BIG RAPIDS CAMPUS

GENERAL FUNDED FACILITIES

# OF BUILDINGS	BUILDING	SQUARE FEET	CUBIC FEET	CONSTRUCTED OR IMPROVED
1.00	ALUMNI BUILDING	34,600	510,000	1929
1.00	ARTS/SCIENCE COMMONS	79,259	1,054,984	1996-99
1.00	AUTOMOTIVE CENTER	77,000	1,235,400	1956-88
1.00	BISHOP HALL	50,900	480,600	1968-87
1.00	BUSINESS BUILDING	90,600	700,000	1970
1.00	CARRILON TOWER	100	4,900	1968
1.00	CREATIVE ARTS	7,200	93,900	1965
1.00	DEPARTMENT OF PUBLIC SAFETY	400	3,200	1959-83-99-03
1.00	ELASTOMER/PLASTICS CENTER	43,392	510,555	1987-99
0.67	EWIGLEBEN SPORTS COMPLEX	76,600	1,280,806	1974-82-99
1.00	FLITE LIBRARY	173,484	2,081,800	2001
1.00	GENERAL SERVICES ANNEX	15,282	320,922	2005
1.00	GENERAL SERVICES BUILDING	28,571	518,885	1984-88-05
3.00	GENERAL SERVICES GROUNDS	7,232	80,856	1979-06
1.00	GRANGER CENTER (CTC)	75,298	1,358,200	1962-03
0.50	HEALTH CENTER (50%)	9,200	91,250	1959-67
1.00	HEAVY EQUIPMENT TECHNOLOGY	52,000	1,188,000	1987
1.00	INSTRUCTIONAL RESOURCE CENTER	61,425	683,800	1969-2008
1.00	JOHNSON HALL	33,600	328,600	1959
1.00	MCKESSY BARN	2,000	36,000	1989
1.00	MCKESSY HOUSE	2,800	23,000	1989-97
1.00	MUSIC CENTER	10,000	137,900	1962
1.00	NORTH STORAGE FACILITY	10,711	152,900	2001
1.00	PENNOCK HALL	50,900	480,600	1968-77
1.00	PHARMACY BUILDING	62,200	1,214,300	1972
1.00	POWER PLANT	19,900	421,900	1955-88
1.00	PRAKKEN BUILDING	42,100	503,900	1952
1.00	SCIENCE BUILDING	109,148	1,697,000	1955-67-97-99
1.00	STARR BUILDING	86,400	1,607,200	1962-96
1.00	STUDENT RECREATION CENTER	116,051	2,397,416	1962-99
1.00	SWAN BUILDING	133,680	1,706,200	1966-88-2004
1.00	TIMME CTR FOR STUDENT SERVICES	59,179	752,227	1967-02
1.00	TOP TAGGART WHEELER PAVILION	10,593	152,000	2001
1.00	VFS ALLIED HEALTH BUILDING	67,400	1,493,800	1979
1.00	WEST BUILDING	23,700	292,500	1952-85
1.00	WEST COMMONS	19,800	269,300	1968
37.17	TOTAL GENERAL FUNDED	1,742,705	25,864,801	

Source: Plant Operational Services

FACILITIES

STATEMENT OF FACILITIES AT THE BIG RAPIDS CAMPUS

NON-GENERAL FUNDED FACILITIES


# OF BUILDINGS	BUILDING	SQUARE FEET	CUBIC FEET	CONSTRUCTED OR IMPROVED
2.00	BOND HALL	90,500	820,400	1966
1.00	BROPHY HALL	47,000	482,750	1962
1.00	CARLISLE HALL	47,200	423,000	1957
1.00	CLARK HALL	41,500	360,900	1960
1.00	CONFERENCE CENTER	25,238	380,000	1990
1.00	COPY CENTER PERRY STREET	2,070	30,015	2006
3.00	CORPORATE & PROF DEVELOP CTR	16,836	192,612	1985-87
1.00	CRAMER HALL	91,700	824,700	1969
2.00	EAST CAMPUS APTS. BLDGS H & K	16,132	141,377	1955-2010
1.00	HALLISY HALL	44,700	406,000	1958
0.50	HEALTH CENTER (50%)	9,200	91,250	1959-67
1.00	HELEN FERRIS HALL	44,300	383,000	1956
1.00	HENDERSON HALL	44,900	405,500	1965
1.00	HOLIDAY INN HOTEL	72,789	582,000	1990
0.33	ICE ARENA	69,460	980,570	1974-99
1.00	KATKE GOLF CART STORAGE	2,800	27,600	1984
1.00	KATKE GOLF CLUB HOUSE	5,700	57,000	2000
1.00	KATKE GOLF MAINTENANCE BLDG.	3,200	44,800	1974
1.00	KNOLLCREST COMMONS	11,094	292,860	1961
1.00	MASSELINK COMPLEX	104,700	942,300	1955-58
1.00	MCNERNEY HALL	47,000	482,750	1962
1.00	MERRILL HALL	51,700	515,050	1961
1.00	MILLER HALL	47,382	444,245	1963
1.00	PICKELL HALL	50,400	468,600	1964
1.00	PUTERBAUGH HALL	46,400	436,400	1965
1.00	RACQUET FACILITY & FITNESS CTR.	50,884	1,244,000	1980-87-01
1.00	RANKIN CENTER	109,100	1,385,900	1958-87
5.00	SOUTH CAMPUS APARTMENTS	53,200	466,400	1958
1.00	SOUTH COMMONS	32,460	400,217	1963-64-94
1.00	SOUTHWEST COMMONS	19,500	253,600	1965-86
1.00	SOUTHWEST POWER PLANT	2,200	33,200	1964
1.00	TAGGART HALL	47,800	450,600	1964
1.00	TRAVIS HALL	51,700	515,050	1961
1.00	VANDERCOOK HALL	41,500	386,350	1957-98
1.00	WARD HALL	41,320	407,260	1963
32.00	WEST CAMPUS APARTMENTS	242,870	5,100,270	1995
1.00	WEST CAMPUS COMMUNITY BLDG.	5,785	52,000	1996
1.00	WOMEN'S SOFTBALL FACILITY	1,008	25,200	2001
75.83	TOTAL NON-GENERAL FUNDED	1,733,228	20,935,726	
113.00	GRAND TOTAL	3,475,933	46,800,527	

Source: Plant Operational Services

FERRIS STATE UNIVERSITY

Admissions Office VISITOR'S MAP

Please request a parking permit from the admissions office receptionist.



Map Key

Building	Office	Rm. #	Phone	
Birkham Health Center.....	College of Education.....	604.....	591-2614.....	E-3
Bishop Hall.....	College of Business.....	200.....	591-3646.....	F-6
Business Building.....	College of Arts and Sciences.....	3052.....	591-2420.....	F-4
Arts and Sciences Commons.....	University College-ASC.....	1048.....	591-3661.....	C-4
Student Recreation Center.....			591-2428.....	C-4
Holiday Inn/Conference Center.....			796-4400.....	E-2
Ice Arena (Ewigleben Sports Complex).....		JA.....	591-2881.....	D-9
Johnson Hall.....	College of Technology.....	200.....	591-2890.....	H-5
Pennock Hall.....	College of Optometry.....	402.....	591-3700.....	D-3
Pharmacy.....	College of Pharmacy.....	105.....	591-3780.....	E-6
Racquet Club.....			591-2212.....	E-5
Rankin Center.....	Bookstore.....	R-C.....	591-2607.....	J-3
	Westview Dining.....			C-3
	Orientation.....		591-2105.....	C-3
South Commons.....	Residential Life Office.....		591-3745.....	G-4
Timme Center for Student Services.....	Admissions & Records.....	201.....	591-2100.....	E-4
	Financial Aid.....	101.....	591-2110.....	E-4
	Student Employment.....	101.....	591-2151.....	E-4
	Institutional Research & Testing.....	313.....	591-3628.....	E-4
	Business Office.....	101.....	591-2125.....	E-4
Victor F. Spathelf.....	College of Allied Health Sciences.....	209.....	591-2270.....	E-5

The area code is 231

Driving Directions

Driving south on US 131 from Cadillac (taking exit #139)

Turn left off of the exit ramp onto Perry Avenue. You will now be heading east. Proceed to the fourth traffic light (the first light is at the intersection of Perry and 215th Avenue, the second is at the intersection of a strip mall and the Holiday Inn, the third is at the intersection of Perry and Ferris Drive and the fourth is at the intersection of Perry and State Street where the FLITE library is located). At the fourth light, you will want to be in the right hand lane, as you will be going straight through the light onto campus. Once on campus, you will take a right and park in lot 27. An attendant will monitor parking lot 27. Please tell the attendant you are visiting the university for the day and then proceed to park your vehicle. Once parked, the new Timme Center for Student Services will be to the south.

Driving north on US 131 from Grand Rapids (taking exit #139)

Turn right off of the exit ramp onto Perry Avenue. You will now be heading east. Proceed to the fourth traffic light (the first light is at the intersection of Perry and 215th Avenue, the second is at the intersection of a strip mall and the Holiday Inn, the third is at the intersection of Perry and Ferris Drive and the fourth is at the intersection of Perry and State Street where the FLITE library is located). At the fourth light, you will want to be in the right hand lane, as you will be going straight through the light and onto campus. Once on campus, you will take a right and park in lot 27. An attendant will monitor parking lot 27. Please tell the attendant you are visiting the university for the day and then proceed to park your vehicle. Once parked, the new Timme Center for Student Services will be to the south.

Driving West on M-20 from Mt. Pleasant

Once you have reached the light at the intersection of M-20 and Maple Street/M-20, take a left hand turn onto Maple Street/M-20. Proceed on Maple Street/M-20 to the second light (one light at the intersection of Maple/M-20 and Michigan Avenue, and the second at the intersection of Maple/M-20 and State Street. At the second light, you will want to be in the left hand turn lane. You will turn left onto State Street (once you have turned, stay in the left hand lane). Continue on State Street through two traffic lights (one at the intersection of State and Woodward Avenue and the second light at the intersection of State and Locust Avenue). Continue on State Street (about 1/4 of a mile from the double lights to the left is Williams Auditorium, just past Williams Auditorium is a light. You will need to be in the left hand turn lane. You will be at the intersection of State and Perry Avenue (FLITE library will be to your left). Once you have taken a left at the light, you will proceed to take a right into parking lot 27. An attendant will monitor parking lot 27. Please tell the attendant you are visiting the university for the day and then proceed to park your vehicle. Once parked, the new Timme Center for Student Services will be to the south.



Michigan
Public Universities
Comparisons

MICHIGAN PUBLIC UNIVERSITIES COMPARISONS

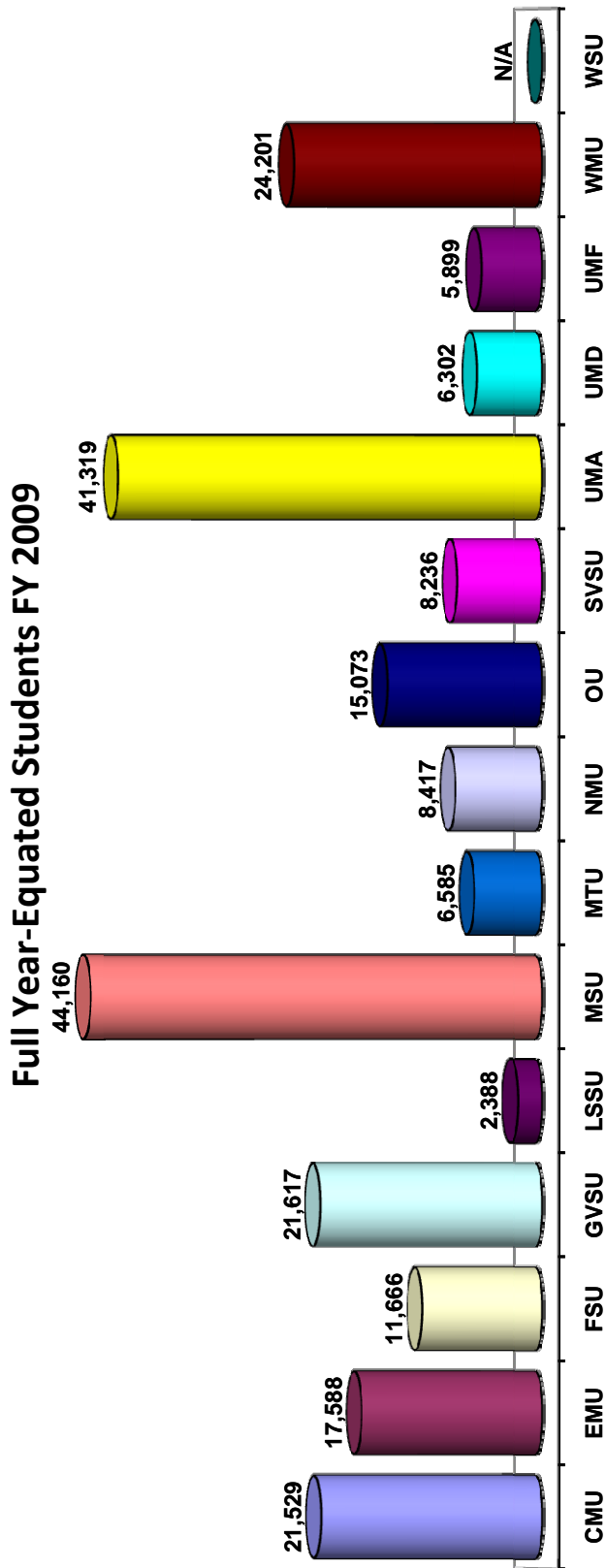
ENROLLMENT MICHIGAN PUBLIC UNIVERSITIES

	<u>Fall 2005</u>	<u>Fall 2006</u>	<u>Fall 2007</u>	<u>Fall 2008</u>	<u>Fall 2009</u>
Central Michigan University	24,735	24,556	23,936	24,348	24,691
Eastern Michigan University	23,514	23,058	22,841	21,777	22,645
Ferris State University	12,547	12,575	13,087	13,532	13,865
Grand Valley State University	22,565	23,295	23,464	23,892	24,408
Lake Superior State University	2,907	2,624	2,843	2,575	2,521
Michigan State University	45,166	45,520	45,545	46,081	46,619
Michigan Tech University	6,506	6,549	6,719	7,005	7,124
Northern Michigan University	9,630	9,405	9,105	9,347	9,258
Oakland University	17,339	17,737	18,082	18,169	18,920
Saginaw Valley State University	9,569	9,543	9,662	9,836	10,495
University of Michigan - Ann Arbor	39,686	39,704	40,500	40,838	41,068
University of Michigan - Dearborn	8,613	8,566	8,606	8,569	8,641
University of Michigan - Flint	6,422	6,527	6,814	7,213	7,714
Wayne State University	33,137	32,982	33,240	31,011	31,776
Western Michigan University	26,231	24,825	24,415	24,767	24,509

Note: Fall numbers each year as of November.

Source: Budget Office - HEIDI (Oct 15)

MICHIGAN PUBLIC UNIVERSITIES COMPARISONS

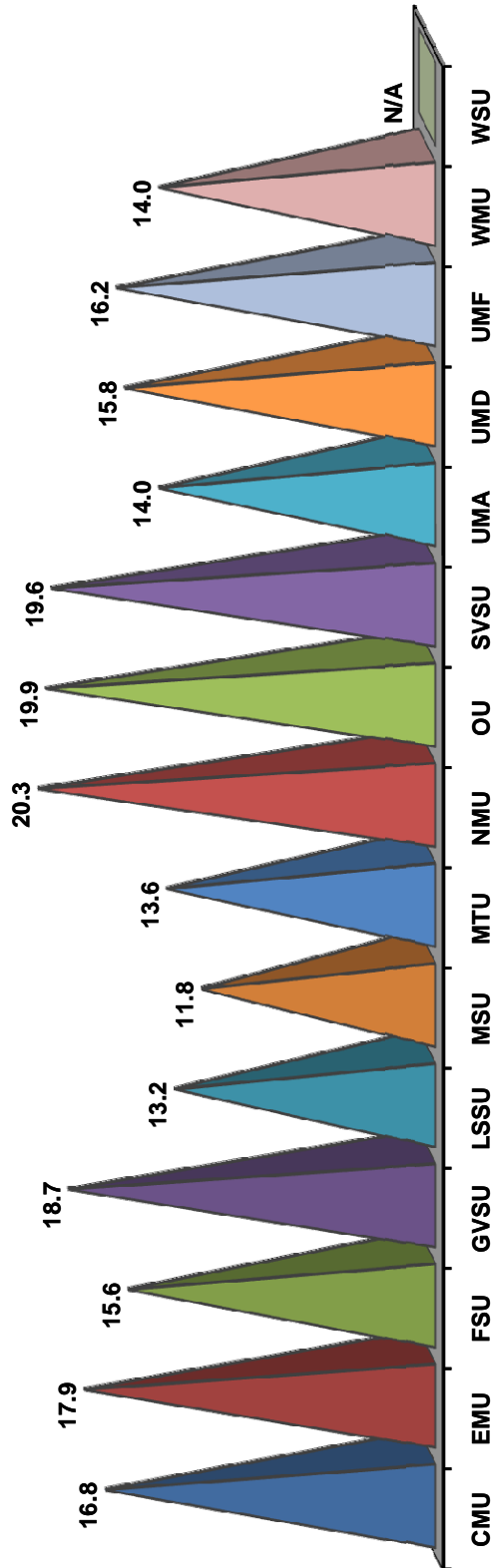


Five Year Trend

	FY '05	FY '06	FY '07	FY '08	FY '09
CMU	21,431	21,579	21,356	21,142	21,529
EMU	18,947	18,775	18,423	17,995	17,588
FSU	10,548	11,063	11,090	11,393	11,666
GVSU	19,400	19,986	20,732	20,950	21,617
LSSU	2,591	2,561	2,343	2,344	2,388
MSU	41,836	42,430	42,962	43,289	44,160
MTU	5,932	6,124	6,008	6,255	6,585
NMU	8,424	8,553	8,538	8,428	8,417
OU	13,834	14,246	14,633	14,871	15,073
SVSU	7,649	7,781	7,871	8,004	8,236
UMA	39,311	40,043	40,331	41,091	41,319
UMD	6,227	6,243	6,029	6,082	6,302
UMF	4,941	5,111	5,260	5,503	5,899
WMU	24,006	23,290	22,289	21,995	24,201
WSU	25,173	25,235	25,480	24,682	N/A

Source: Office of Budgetary Planning & Analysis

Student-to-Faculty Ratio FY 2009



Five Year Trend

	FY '05	FY '06	FY '07	FY '08	FY '09
CMU	18.5	18.7	17.9	17.3	16.8
EMU	18.5	18.3	17.2	17.4	17.9
FSU	15.0	15.6	15.4	15.2	15.6
GVSU	19.4	18.7	19.3	18.8	18.7
LSSU	14.3	14.8	13.5	13.7	13.2
MSU	13.4	13.3	12.8	11.9	11.8
MTU	12.8	13.0	13.0	13.3	13.6
NMU	22.7	22.3	21.3	20.7	20.3
OU	21.4	21.8	20.7	20.6	19.9
SVSU	20.4	20.1	19.8	19.3	19.6
UMA	11.8	12.7	13.1	13.2	14.0
UMD	15.4	15.6	15.9	16.1	15.8
UMF	16.3	16.4	16.6	16.4	16.2
WMU	13.6	13.6	13.1	13.8	14.0
WSU	14.2	14.2	13.5	11.6	N/A

Source: Office of Budgetary Planning & Analysis

MICHIGAN PUBLIC UNIVERSITIES COMPARISONS

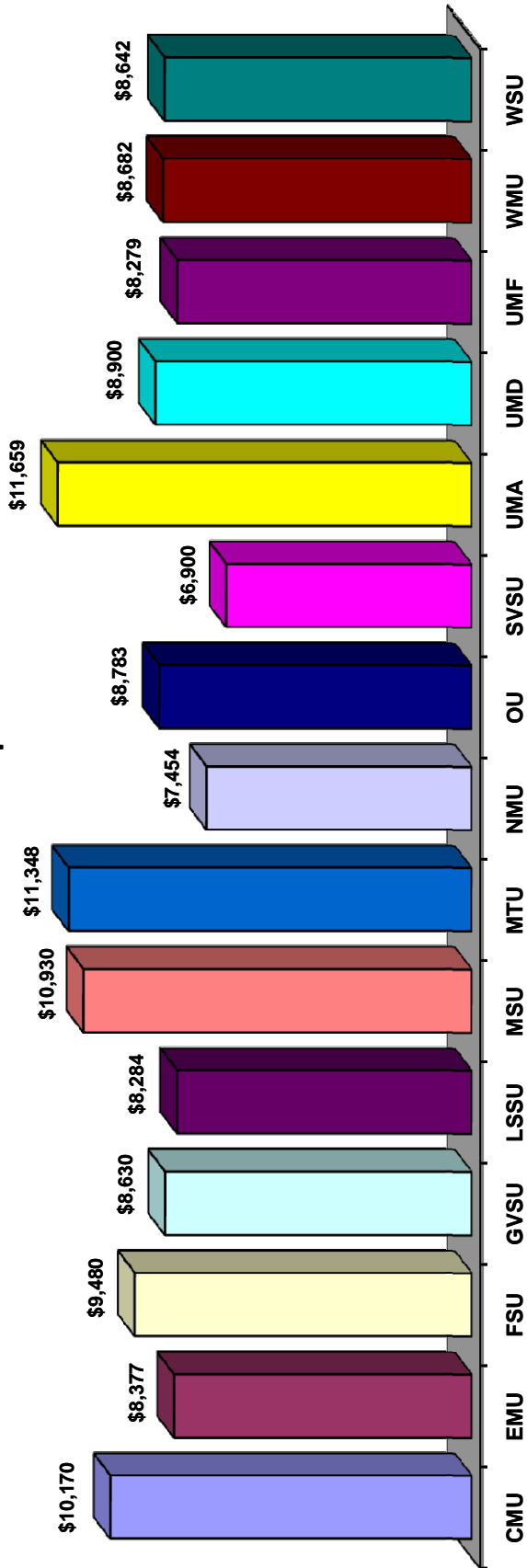
BUDGETARY PLANNING AND ANALYSIS SUMMARY OF 2009-10 TUITION/FEEES AND ROOM/BOARD MICHIGAN PUBLIC UNIVERSITIES

	<u>FY-10 TUITION</u>	<u>TUITION RANK</u>	<u>FY-10 ROOM & BOARD</u>	<u>ROOM & BOARD RANK</u>	<u>FY-10 TOTAL COST</u>	<u>TOTAL COST RANK</u>
Central Michigan	9,247	6	7,896	6	17,143	5
Eastern Michigan	8,377	11	6,942	13	15,319	11
Ferris State	9,480	4	8,340	2	17,820	4
Grand Valley	8,845	9	7,478	9	16,323	9
Lake Superior	8,284	13	7,923	5	16,207	10
Michigan State	10,645	3	7,994	4	18,639	3
Michigan Tech	11,348	2	8,121	3	19,469	2
Northern Michigan	7,454	14	7,846	7	15,300	12
Oakland	9,188	7	7,350	10	16,538	8
Saginaw Valley	6,900	15	7,270	12	14,170	13
UM - Dearborn	8,900	8	N/A	N/A	8,900	N/A
UM - Flint	8,332	12	N/A	N/A	8,332	N/A
University of Michigan	12,400	1	8,924	1	21,324	1
Wayne State	9,318	5	7,324	11	16,642	6
Western Michigan	8,783	10	7,784	8	16,567	7
UNWEIGHTED AVERAGE	9,167		7,784		15,913	

Note: Average of Freshman, Sophomore, Junior and Senior Tuition rates.

Source: President's Council, State Universities of Michigan, November 2009

Annual Tuition and Required Fees FY 2010



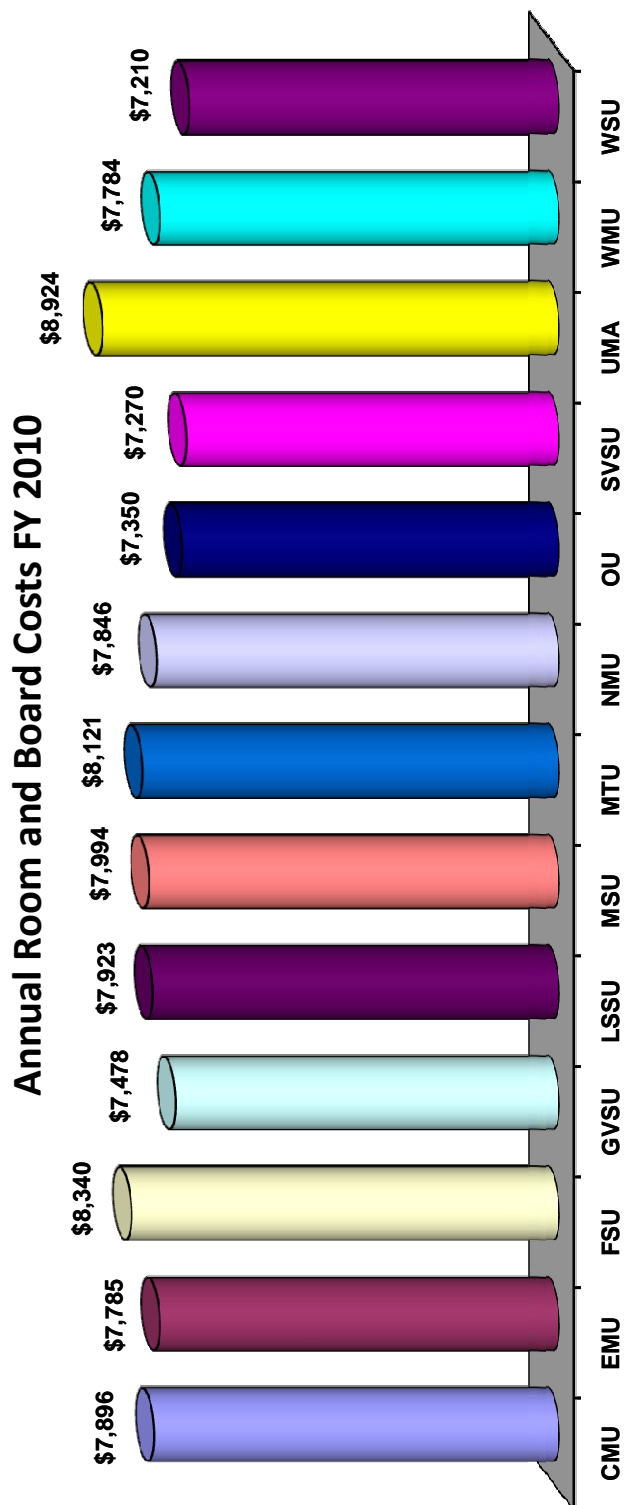
Five Year Trend

	FY '06	FY '07	FY '08	FY '09	FY '10
CMU	\$5,868	\$6,638	\$7,342	\$9,720	\$10,170
EMU	6,541	6,935	7,490	8,069	8,377
FSU	6,740	7,200	8,070	9,000	9,480
GVSU	6,334	6,752	7,420	8,196	8,630
LSSU	6,306	6,708	7,246	7,894	8,284
MSU	8,144	8,698	9,530	10,264	10,930
MTU	8,194	8,910	9,829	10,761	11,348
NMU	5,858	6,141	6,709	7,078	7,454
OU	6,361	6,956	7,928	8,055	8,783
SVSU	5,282	5,543	6,258	6,492	6,900
UMA	9,798	10,341	10,447	11,037	11,659
UMD	6,718	7,259	7,832	8,341	8,900
UMF	6,441	6,948	7,392	7,775	8,279
WMU	6,948	7,182	7,590	8,228	8,682
WSU	6,784	7,350	8,450	8,109	8,642

Note: Based on FTIAC Tuition Rates

Source: Office of Budgetary Planning & Analysis/ President's Council Tuition & Fees Report

MICHIGAN PUBLIC UNIVERSITIES COMPARISONS

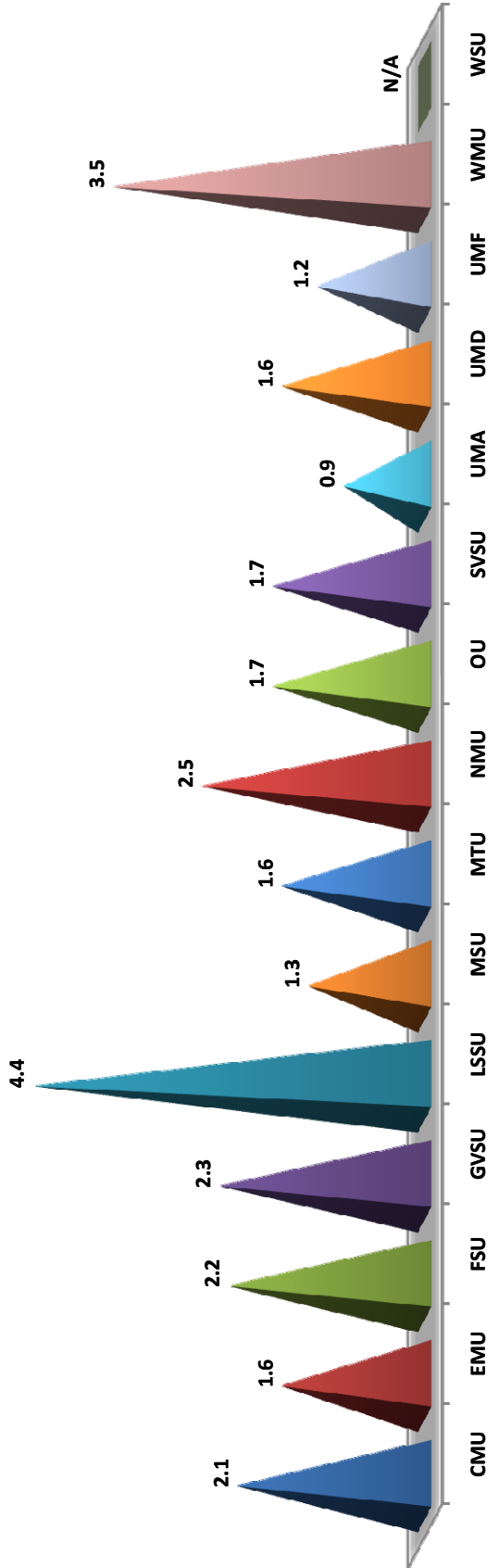


Five Year Trend

	FY '06	FY '07	FY '08	FY '09	FY '10
CMU	\$6,376	\$6,824	\$7,236	\$7,668	\$7,896
EMU	6,356	6,610	6,942	7,352	7,785
FSU	6,816	7,220	7,646	7,944	8,340
GVSU	6,160	6,600	6,880	7,206	7,478
LSSU	6,536	6,859	7,172	7,567	7,923
MSU	5,744	6,044	7,276	7,626	7,994
MTU	6,375	6,840	7,315	7,738	8,121
NMU	6,482	6,874	7,220	7,636	7,846
OU	6,080	6,385	6,670	7,100	7,350
SVSU	6,150	6,380	6,630	6,830	7,270
UMA	7,374	7,808	8,190	8,590	8,924
WMU	6,821	7,053	7,222	7,565	7,784
WSU	6,680	6,808	6,808	6,932	7,210

Source: Office of Budgetary Planning & Analysis/President's Council Tuition & Fees Report

Faculty-to-Administrator Ratio FY 2009

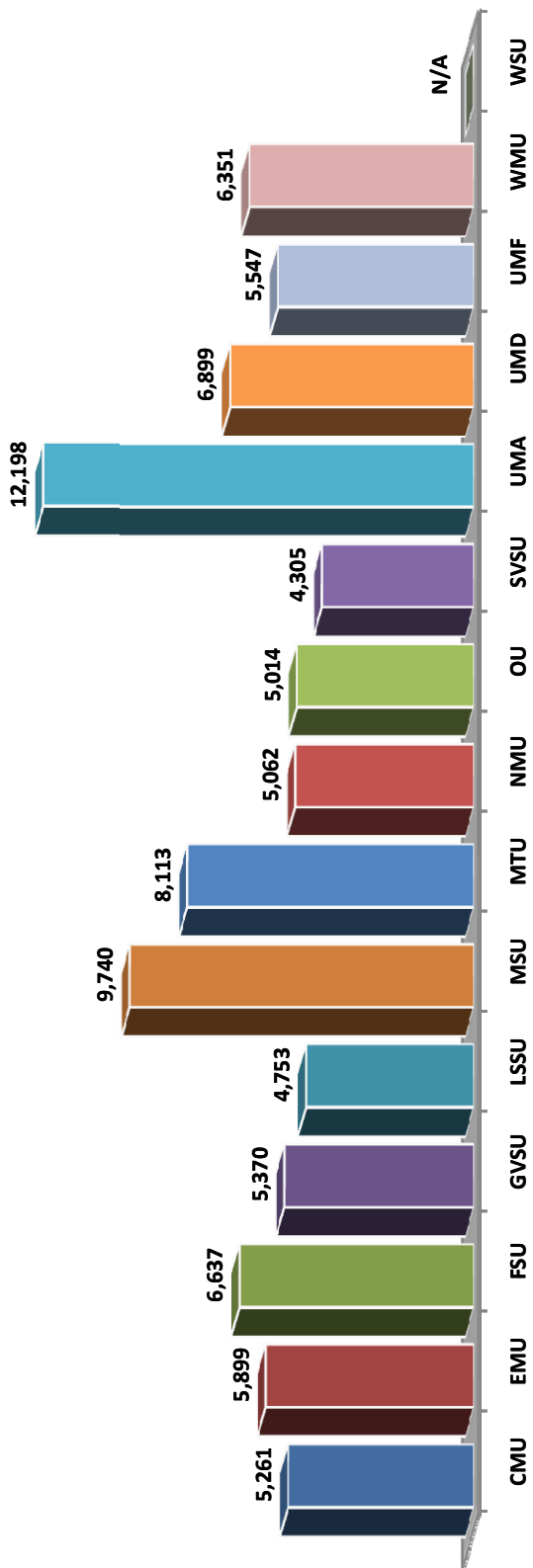


Five Year Trend

	FY '05	FY '06	FY '07	FY '08	FY '09
CMU	2.2	2.1	2.0	2.1	2.1
EMU	1.7	1.8	1.7	1.6	1.6
FSU	2.3	2.2	2.1	2.2	2.2
GVSU	2.3	2.4	2.4	2.3	2.3
LSSU	3.3	2.4	2.0	2.2	4.4
MSU	1.5	1.5	1.4	1.4	1.3
MTU	1.8	1.8	1.6	1.5	1.6
NMU	2.3	2.5	2.5	2.5	2.5
OU	1.7	1.8	1.7	1.7	1.7
SVSU	1.7	1.7	1.7	1.7	1.7
UMA	1.0	1.0	1.0	1.0	0.9
UMD	1.5	1.6	1.5	1.5	1.6
UMF	1.7	1.2	1.2	1.1	1.2
WMU	4.3	4.2	3.9	3.7	3.5
WSU	3.5	2.0	1.9	1.6	N/A

Source: Office of Budgetary Planning & Analysis

Instructional Cost (Spending) per Student FY 2009

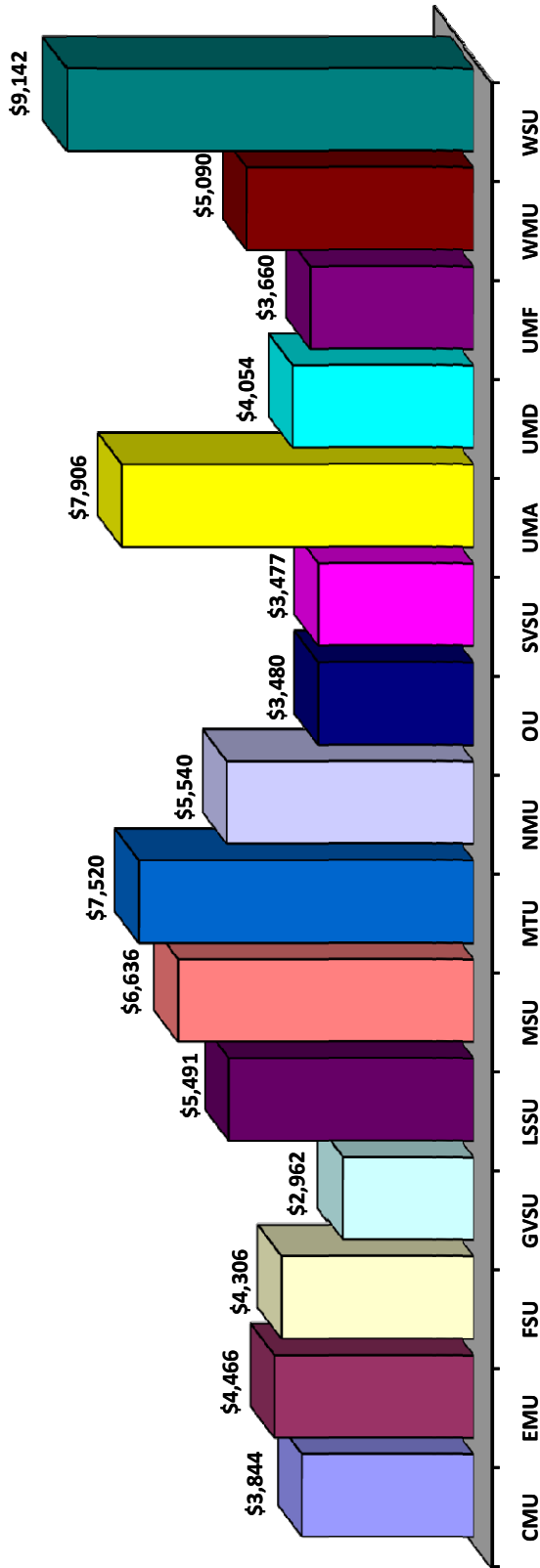


Five Year Trend

	FY '05	FY '06	FY '07	FY '08	FY '09
CMU	\$4,354	\$4,467	\$4,956	\$5,351	\$5,261
EMU	4,874	5,172	5,567	5,706	5,899
FSU	5,737	5,711	6,002	6,328	6,637
GVSU	4,744	4,755	4,848	5,085	5,370
LSSU	4,311	4,085	4,825	4,785	4,753
MSU	8,027	8,294	8,756	9,571	9,740
MTU	7,274	7,246	7,641	7,887	8,113
NMU	4,276	4,261	4,549	4,720	5,062
OU	4,218	4,451	4,655	4,692	5,014
SVSU	3,725	3,893	3,996	4,147	4,305
UMA	10,890	11,138	11,529	11,736	12,198
UMD	5,931	5,823	6,382	6,587	6,899
UMF	4,934	5,131	5,389	5,473	5,547
WMU	5,132	5,652	6,225	5,910	6,351
WSU	7,090	7,382	7,624	8,183	N/A

Source: Office of Budgetary Planning & Analysis

State Appropriations per FYES FY 2009

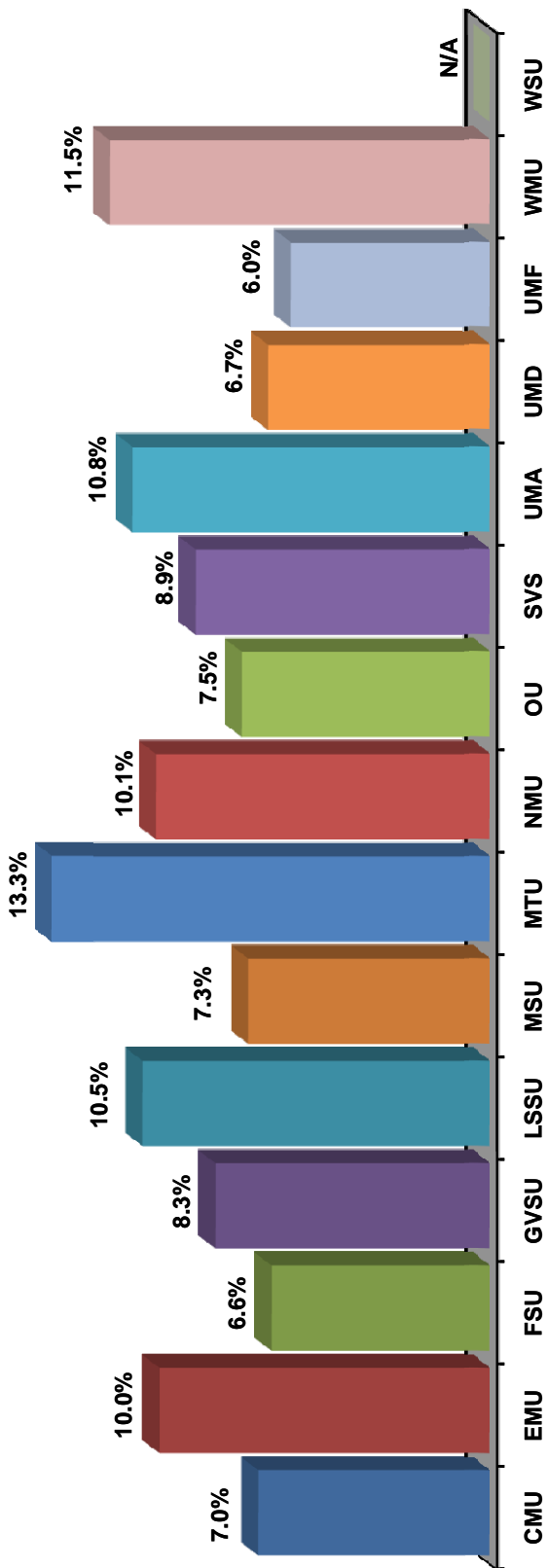


Five Year Trend

	FY '05	FY '06	FY '07	FY '08	FY '09
CMU	3,813	3,710	3,403	3,876	3,844
EMU	4,172	4,055	3,755	4,322	4,466
FSU	4,748	4,396	3,963	4,365	4,306
GVSU	3,053	3,059	2,736	3,026	2,962
LSSU	4,931	4,883	4,847	5,538	5,491
MSU	7,029	6,687	6,065	6,702	6,636
MTU	8,400	7,841	7,266	7,838	7,520
NMU	5,474	5,267	4,797	5,478	5,540
OU	3,556	3,558	3,185	3,492	3,480
SVSU	3,495	3,534	3,231	3,543	3,477
UMA	8,342	7,901	7,203	7,871	7,906
UMD	4,055	3,963	3,767	4,159	4,054
UMF	4,394	4,090	3,649	3,885	3,660
WMU	4,722	4,710	4,479	5,098	5,090
WSU	8,868	8,507	7,724	8,875	9,142

Source: Office of Budgetary Planning & Analysis

Financial Aid as % of Total General Fund Spending FY 2009

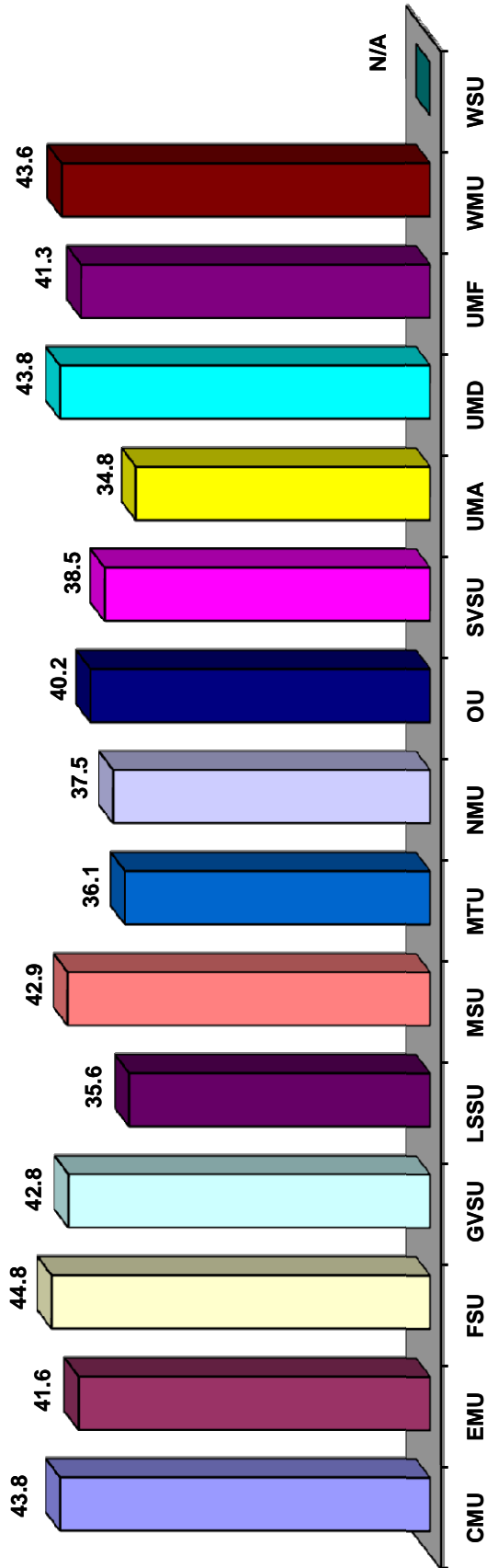


Five Year Trend

	FY '05	FY '06	FY '07	FY '08	FY '09
CMU	5.0%	5.5%	4.9%	5.3%	7.0%
EMU	7.9	8.8	7.7	8.5	10.0
FSU	5.0	5.3	6.0	6.1	6.6
GVSU	6.5	7.5	8.6	8.9	8.3
LSSU	9.6	10.1	N/A	11.1	10.5
MSU	5.9	7.4	7.0	7.0	7.3
MTU	10.7	10.2	10.9	11.9	13.3
NMU	8.4	8.5	9.7	9.8	10.1
OU	4.3	5.5	6.2	6.4	7.5
SVSU	8.2	8.3	9.0	8.3	8.9
UMA	9.3	9.4	10.1	11.1	10.8
UMD	4.2	4.2	5.6	7.3	6.7
UMF	5.0	4.8	5.7	5.1	6.0
WMU	9.7	11.2	9.4	11.4	11.5
WSU	5.7	7.0	7.6	8.0	N/A

Source: Office of Budgetary Planning & Analysis

Instruction as a % of Total General Fund Spending FY 2009

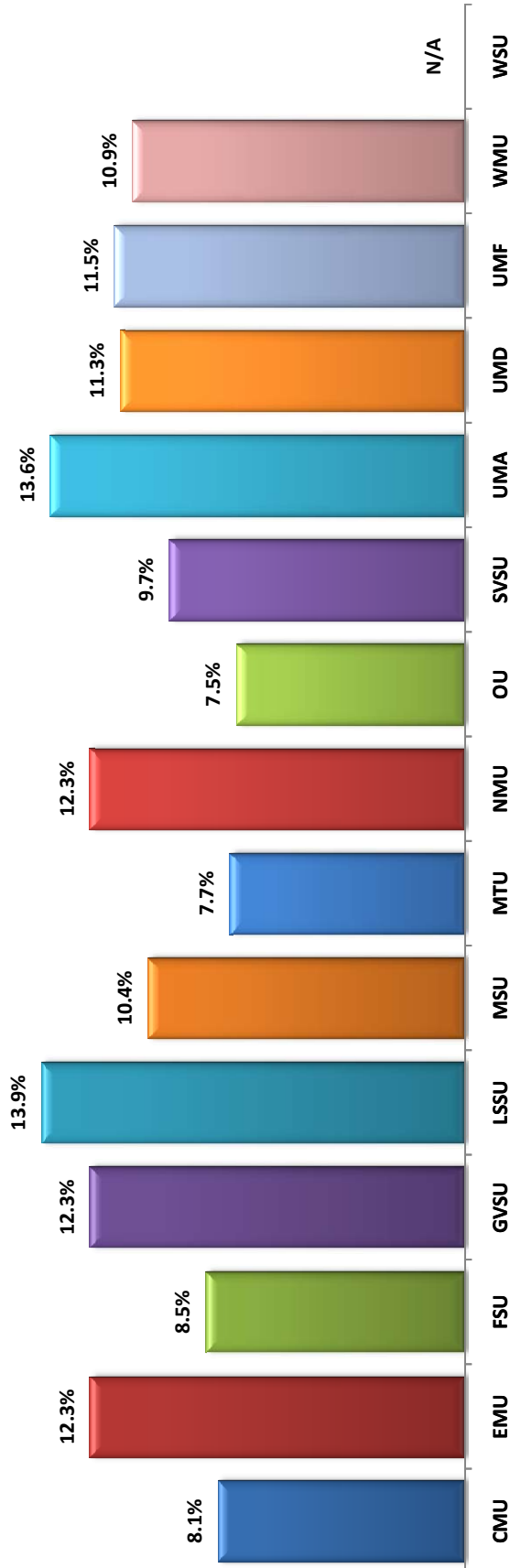


Five Year Trend

	FY '05	FY '06	FY '07	FY '08	FY '09
CMU	44.4%	42.6%	43.2%	43.4%	43.8%
EMU	47.0	47.1	43.2	41.6	41.6
FSU	44.4	44.9	46.4	42.5	44.8
GVSU	47.7	45.8	44.9	43.5	42.8
LSSU	38.3	34.5	39.3	34.9	35.6
MSU	48.1	48.0	48.2	46.5	42.9
MTU	40.2	39.4	37.3	36.6	36.1
NMU	35.3	34.6	37.1	35.6	37.5
OU	43.6	42.2	42.3	37.6	40.2
SVSU	40.7	39.8	40.7	36.6	38.5
UMA	36.5	35.8	35.7	35.8	34.8
UMD	44.5	43.1	43.6	43.2	43.8
UMF	43.4	42.5	43.9	43.1	41.3
WMU	45.7	44.2	47.0	44.8	43.6
WSU	39.7	40.6	41.1	39.5	N/A

Source: Office of Budgetary Planning & Analysis

Plant Spending as a % of Total General Fund Spending FY 2009



Five Year Trend

	FY '05	FY '06	FY '07	FY '08	FY '09
CMU	7.8%	7.9%	8.0%	7.9%	8.1%
EMU	9.0	11.0	10.6	11.0	12.3
FSU	9.4	9.2	9.0	13.0	8.5
GVSU	9.0	12.4	10.5	9.9	12.3
LSSU	13.3	14.4	17.0	14.7	13.9
MSU	10.6	10.9	11.6	10.7	10.4
MTU	8.7	8.7	8.5	8.1	7.7
NMU	11.2	12.2	11.5	11.6	12.3
OU	8.4	8.5	8.4	7.5	7.5
SVSU	10.3	10.2	10.5	9.6	9.7
UMA	13.8	15.0	14.7	13.4	13.6
UMD	11.2	11.8	11.3	10.9	11.3
UMF	13.1	13.4	12.7	12.1	11.5
WMU	10.0	10.3	10.9	11.5	10.9
WSU	11.5	11.9	11.6	10.1	N/A

Source: Office of Budgetary Planning & Analysis