



FACT BOOK

2015 – 2016



INSTITUTIONAL RESEARCH & TESTING
FERRIS STATE UNIVERSITY

January 2016

Dear Colleague:

The *Ferris State University Fact Book* is an annual project conducted as a service to the university community by the Office of Institutional Research and Testing, in the Division of Student Affairs. This 25th edition is a document designed to answer the most frequently asked questions about Ferris State University.

New additions to the Fact Book this year include additions to General Information – Points of Interest. New Points of Interest this year are the Jim Crow Museum, First Lady's Attic, the Rock Café and the Quad Café. New also this year, are links on the website to Fact Book excel files. (Links at bottom of page)

To access the current Fact Book, as well as previous editions on the Ferris State University website, go to www.ferris.edu and click on "Resources", "Quick Links", "Inst. Research/Testing." Under the Institutional Research heading, select "Fact Book Downloads." As an alternative, you can simply type the words "Fact Book" in the search box located on the Ferris homepage. **NEW** – on the website under the Fact Book Downloads heading is the heading "Fact Book Excel Files" here you will find excel files for Enrollment by Program by College, Degrees Conferred by Program by College, Enrollment Summary, and Enrollment Summary by College.

We would like to thank the many offices that assist us with the development of the information for the Fact Book. Please do not hesitate to contact us if you have any questions or have ideas for future editions of the Fact Book.

Robin Carter
Research & Testing Analyst

Mitzi Day
Director of Institutional Research

Ferris State University
Division of Student Affairs
Office of Institutional Research and Testing
CSS 313
(231) 591-3628

Link to Fact Book Downloads: <http://www.ferris.edu/HTMLS/admision/testing/factbook/homepage.htm>

Link to Fact Book Excel Files: <http://www.ferris.edu/HTMLS/admision/testing/factbook/excelpage.htm>

TABLE OF CONTENTS

GENERAL INFORMATION

| | |
|--|----|
| Mission Statement/Vision Statement/Core Values | 1 |
| History/Location/Campus Size/Academic Colleges/Academic Services/Admissions..... | 2 |
| Educational Programs/Financial Aid | 3 |
| Accreditation | 4 |
| Student Costs..... | 5 |
| Kendall Student Costs..... | 6 |
| Athletics/Center for Latin@ Studies/Diversity and Inclusion Office/Entertainment Unlimited | 7 |
| Center for Leadership, Activities and Career Services | 8 |
| Corporate & Professional Development..... | 9 |
| Educational Counseling and Disabilities Services Office | 10 |
| Extended & International Operations | 11 |
| Library (FLITE) | 12 |
| Library Statistics..... | 13 |
| Gifts to the University..... | 14 |
| Housing & Residence Life | 15 |
| Information Technology Services | 16 |
| Intramural and Recreational..... | 17 |
| Kendall College of Art and Design..... | 17 |
| Multicultural Student Services/Transfer and Secondary School Partnerships | 20 |
| Retention and Student Success/Student Affairs/Student Employment | 21 |
| Ferris Buildings and Points of Interest | 22 |
| Ferris State University Calendar | 29 |
| Telephone Numbers (frequently used)..... | 31 |
| Educational Grants and Scholarships/Institutional Loans | 32 |

ENROLLMENT

| | |
|--|----|
| Total Headcount Enrollment, Fall 1984-2015 | 39 |
| Enrollment by County (map) | 40 |
| Enrollment by State (map)..... | 41 |
| Enrollment by County..... | 42 |
| Enrollment by State & Country..... | 43 |
| 5-Year Enrollment by College | 44 |
| Percent of Students by College..... | 45 |
| FYES Enrollment per FTE Faculty | 46 |
| Enrollment Summary | 47 |
| Enrollment Summary by College (AS & BUS)..... | 48 |
| Enrollment Summary by College (EHS & TEC) | 49 |
| Enrollment Summary by College (HP & KEN) | 50 |
| Enrollment Summary by College (OPT & PHR) | 51 |
| Enrollment Summary by College (CPT & UNV) | 52 |
| Comparative Enrollment Report by College | 53 |
| SCH/FTE/FYES | 54 |
| Degree and Non-Degree Seeking Student Enrollment | 55 |
| Comparative Fall Enrollment and SCH Production By Site | 56 |
| Total Headcount Enrollment Compared to FTE..... | 57 |
| Enrollment by Race/Ethnicity | 58 |
| Ethnic Distribution by College | 59 |
| Enrollment by Program (Arts & Sciences)..... | 60 |

TABLE OF CONTENTS

| | |
|---|----|
| Enrollment by Program (Business) | 62 |
| Enrollment by Program (Education & Human Services) | 64 |
| Enrollment by Program (Engineering Technology) | 66 |
| Enrollment by Program (Health Professions) | 69 |
| Enrollment by Program (Kendall College of Art & Design) | 71 |
| Enrollment by Program (Michigan College of Optometry at FSU) | 73 |
| Enrollment by Program (Pharmacy) | 73 |
| Enrollment by Program (College of Professional & Technological Studies) | 73 |
| Enrollment by Program (University College) | 74 |
| Retention Rates | 75 |
| Graduation Rates | 76 |
| FTIAC Fall-to-Fall Retention & College Semester by Semester Retention | 77 |
| HS GPA & ACT Scores/Average Credits Taken | 78 |
| Student Credit Hours by College | 79 |
| Transfer In Students | 80 |
| Transfer Out Students | 81 |
| Enrollment Summary of Students by Age | 82 |

DEGREES

| | |
|--|----|
| Degrees Conferred by Program (Arts & Sciences) | 83 |
| Degrees Conferred by Program (Business) | 84 |
| Degrees Conferred by Program (Education & Human Services) | 86 |
| Degrees Conferred by Program (Engineering Technology) | 87 |
| Degrees Conferred by Program (Health Professions) | 89 |
| Degrees Conferred by Program (Kendall College of Art & Design) | 90 |
| Degrees Conferred by Program (Michigan College of Optometry at FSU) | 91 |
| Degrees Conferred by Program (Pharmacy) | 91 |
| Degrees Conferred by Program (College of Professional & Technological Studies) | 91 |
| Degrees Conferred at Ferris State University | 92 |
| Approved Programs | 93 |

FACULTY/STAFF

| | |
|---|-----|
| University Staff by Job Category & Gender (Full-Time) | 99 |
| University Staff by Job Category & Gender (Part-Time) | 100 |
| University Staff by Job Category & Gender (Total) | 101 |
| Fall Faculty and Staff by Race/Ethnicity and Gender | 102 |
| Distinguished Teacher Awards | 103 |

ORGANIZATIONAL CHARTS

| | |
|---|-----|
| Board of Trustees | 105 |
| Executive Division | 106 |
| President's Council | 107 |
| Academic Affairs Division | 108 |
| Office of Academic Affairs | 109 |
| Academic Affairs Division/College of Arts & Sciences | 110 |
| Academic Affairs Division/College of Business | 111 |
| Academic Affairs Division/College of Education & Human Services | 112 |
| Academic Affairs Division/College of Engineering Technology | 113 |
| Academic Affairs Division/College Health Professions | 114 |

TABLE OF CONTENTS

| | |
|---|-----|
| Academic Affairs Division/College of Pharmacy | 115 |
| Academic Affairs Division/Kendall College of Art & Design | 116 |
| Academic Affairs Division/Michigan College of Optometry at FSU | 117 |
| Academic Affairs Division/Extended & International Operations | 118 |
| Academic Affairs Division/Library | 119 |
| Academic Affairs Division/Retention and Student Success | 120 |
| Administration and Finance Division | 121 |
| Governmental Relations & General Counsel | 122 |
| Student Affairs Division | 123 |
| Student Affairs Division/Enrollment Services | 124 |
| University Advancement and Marketing Division | 125 |
| ALUMNI | |
| Alumni by State | 127 |
| Alumni by Country | 128 |
| Alumni by College | 129 |
| Placement Rates | 130 |
| Recipients of Alumni Awards | 131 |
| FINANCIAL AID | |
| Financial Aid Applicants & Aid Awarded | 133 |
| Financial Aid Disbursements/Student Loan Debt/Three-Year Official Cohort Default Rate | 134 |
| BUDGET | |
| General Fund Operating Budget | 135 |
| Revenue Summary | 136 |
| Expenditure Summary | 137 |
| FACILITIES | |
| Statement of Facilities at the Big Rapids Campus (General Fund) | 139 |
| Statement of Facilities at the Big Rapids Campus (Non-General Fund) | 140 |
| Ferris State University Campus Map | 141 |
| Directions to Ferris State University Big Rapids Campus | 142 |
| MICHIGAN PUBLIC UNIVERSITY COMPARISONS | |
| Enrollment Michigan Public Universities | 143 |
| Summary of Tuition/Fees and Room/Board | 144 |
| Annual Room and Board Costs | 145 |
| Annual Tuition and Required Fees | 146 |
| Financial Aid as % of Total General Fund Spending | 147 |
| Full Year Equated Students | 148 |
| Instruction as a % of Total General Fund Spending | 149 |
| Instructional Cost (Spending) per Student | 150 |
| Plant Spending as a % of Total General Fund Spending | 151 |
| State Appropriations per FYES | 152 |
| Student-to-Faculty Ratio | 153 |

GENERAL INFORMATION

MISSION STATEMENT

Ferris State University prepares students for successful careers, responsible citizenship, and lifelong learning. Through its many partnerships and its career-oriented, broad-based education, Ferris serves our rapidly changing global economy and society.

VISION STATEMENT

Ferris State University will be:

The recognized leader in integrative education, where theory meets practice throughout the curriculum, and where multi-disciplinary skills important in a global economy are developed with the result that Ferris State University will also be:

- The preferred choice for students who seek specialized, innovative, career- and life-enhancing education
- The premier educational partner for government, communities, agencies, businesses, and industries through applied research and joint ventures
- A stimulating, student-centered academic environment that fosters life-long engagement, leadership, citizenship, and continuing intellectual development
- A university that aligns its practices and resources in support of its core values of collaboration, diversity, ethical community, excellence, learning, and opportunity

CORE VALUES

- **Collaboration:** Ferris contributes to the advancement of society by building partnerships with students, alumni, business and industry, government bodies, accrediting agencies, and the communities the University serves.
- **Diversity:** By providing a campus which is supportive, safe, and welcoming, Ferris embraces a diversity of ideas, beliefs, and cultures.
- **Ethical Community:** Ferris recognizes the inherent dignity of each member of the University community and treats everyone with respect. Our actions are guided by fairness, honesty, and integrity.
- **Excellence:** Committed to innovation and creativity, Ferris strives to produce the highest quality outcomes in all its endeavors.
- **Learning:** Ferris State University values education that is career-oriented, balances theory and practice, develops critical thinking, emphasizes active learning, and fosters responsibility and the desire for the lifelong pursuit of knowledge.
- **Opportunity:** Ferris, with a focus on developing career skills and knowledge, provides opportunities for civic engagement, leadership development, advancement, and success.

GENERAL INFORMATION

HISTORY

Ferris State University is recognized for its career-focused majors that give our students the education they need to meet the challenges of a changing economy. Founded in 1884 on the concept of providing students with marketable skills, Ferris was established by Woodbridge N. Ferris (1853-1928), a distinguished Michigan educator and politician who served two terms as the state's governor and was elected a United States Senator. Ferris was a private institute until 1950, when it joined the state higher education system. The college obtained university status in 1987.

LOCATION

Ferris State University's main campus is located in Big Rapids, a west central Michigan town of approximately 10,600 in the vacation-recreation region. In addition to being home of Ferris State University, Big Rapids is the county seat of Mecosta County. The 935-acre campus is readily accessible by the US-131 expressway and state highway M-20. Big Rapids is 55 miles north of Grand Rapids and within 200 miles of Chicago and Detroit.

CAMPUS SIZE

935 acres

ACADEMIC COLLEGES

College of Arts and Sciences
College of Business
College of Education and Human Services
College of Engineering Technology
College of Health Professions
College of Pharmacy
Kendall College of Art and Design
Michigan College of Optometry at FSU

ACADEMIC SERVICES

Extended and International Operations
Retention and Student Success

ADMISSIONS

Current admission criteria for new students require all incoming freshmen students to submit ACT or SAT test scores along with official high school transcripts or official GED scores prior to an admission decision. Transfer students are required to submit official transcripts from all colleges attended as well as official high school transcripts and test scores to achieve a complete academic profile. Students fulfilling both university and program entrance requirements will be granted admission.

EDUCATIONAL PROGRAMS

Ferris offers more than 200 educational programs through the Colleges of Arts and Sciences, Business, Education and Human Services, Engineering Technology, Health Professions, Kendall College of Art and Design, Michigan College of Optometry, and Pharmacy and through the offices of Extended and International Operations and Retention and Student Success. These programs lead to master, bachelor, and associate degrees as well as certificates. Master's degrees are offered specifically in Business Administration, Career and Technical Education, Criminal Justice, Curriculum and Instruction, Educational Leadership, Fine Arts, Information Security and Intelligence, Nursing, and Social Work. Ferris also offers a doctoral degree in Community College Leadership, Optometry, and Pharmacy.

Each college offers a cluster of related programs that are targeted to prepare students for specific careers, responsible citizenship, and lifelong learning.

FINANCIAL AID

More than 80% of the students presently enrolled in a degree-granting program at Ferris State University receive some type of financial aid through federal, state, institutional, private, and other sources including: scholarships, grants, loans, and student employment. Ferris State University awards more than \$177 in student aid annually.

Financial aid is primarily based on financial need and is intended to assist students whose families lack the total resources needed to pay for college. Information on financial aid programs available at Ferris may be obtained by contacting the Office of Scholarships and Financial Aid at (231) 591-2110 or via the Internet at <http://www.ferris.edu/> and clicking on the Financial Aid link. See Financial Aid details, on pages 139-140.

GENERAL INFORMATION

FERRIS STATE UNIVERSITY ACCREDITATION

**FSU and Kendall College of Art and Design are accredited by
The Higher Learning Commission of the North Central Association of Colleges and Schools
Kendall College of Art and Design is an accredited institutional member of
The National Association of Schools of Art and Design**

Accrediting Agencies

Accreditation Commission for Education in Nursing, Inc. (ACEN)
Accreditation Council for Business Schools & Programs (ACBSP)
Accreditation Council for Collegiate Graphic Communications, Inc. (ACCGC)
Accreditation Council for Pharmacy Education (ACPE)
Accreditation Council on Optometric Education (ACOE)
Accreditation Council on Optometric Education (ACOE)

Accreditation Council on Optometric Education (ACOE)
Accreditation Council on Optometric Education (ACOE)
Accreditation Council on Optometric Education (ACOE)
Accreditation Council on Optometric Education (ACOE)

Accreditation Council on Optometric Education (ACOE)
Accreditation Council on Optometric Education (ACOE)
Accreditation Council on Optometric Education (ACOE)
American Bar Association (ABA)
American Council for Construction Education (ACCE)
American Society of Health Systems Pharmacists
Association for Assessment and Accreditation of Laboratory Animal Care
International (AAALAC International)
Associated Equipment Distributors Foundation (AEDF)
Association of Nutrition and Food Service Professionals
Commission on Accreditation for Health Informatics and Information Management
Education (CAHIIM)
Commission on Accreditation for Health Informatics and Information Management
Education (CAHIIM)
Commission on Dental Accreditation (CODA)
Commission on Accreditation of Allied Health Program (CAAHEP)
Commission on Accreditation for Respiratory Care (CoARC)
Council for Accreditation of Educator Preparation (CAEP)
Council for Interior Design Accreditation
Council on Social Work Education (CSWE)
Engineering Technology Accreditation Commission of ABET (ETAC-ABET)
Engineering Technology Accreditation Commission of ABET (ETAC-ABET)
Engineering Technology Accreditation Commission of ABET (ETAC-ABET)
Engineering Accreditation Commission of ABET (EAC-ABET)
Engineering Technology Accreditation Commission of ABET (ETAC-ABET)
International Facility Management Association (IFMA)
Joint Review Committee on Education in Diagnostic Medical Sonography
Joint Review Committee on Education in Radiography Technology (JRCERT)
Joint Review Committee on Educational Programs in Nuclear Medicine Technology
(JRCNMT)
MI Commission of Law Enforcement Standards (MCOLES)
National Accrediting Agency for Clinical Lab. Sciences (NAACLS)
National Accrediting Agency for Clinical Lab. Sciences (NAACLS)
National Automotive Technicians Education Foundation (NATEF)

Pharmacy Group Practice Associates
Professional Golfers' Association of America (PGA)

SpartanNash
United States Professional Tennis Association, Inc. (USPTA)

Academic Program

Nursing - BSN and MSN Program
COB Programs
Graphic Communication and Graphic Mgmt
Pharmacy
Residency in Ocular Disease at TLC Eye Care of MI
Residency in Ocular Disease, Battle Creek VA Med. Ctr.
Residency in Primary Eye Care & Ocular Disease, VA
Northern Indiana Health Care Systems, Ft. Wayne
Residency in Ocular Disease, Wyoming VA Outpatient Clinic
Residency in Primary Care, Henry Ford OptimEyes, West Bloomfield
Residency in Ocular Disease and Primary Care, John D. Dingell VA Medical Center,
Detroit
Residency in Cornea and Contact Lenses, Michigan College of Optometry at Ferris
State University
Residency in Pediatrics, Michigan College of Optometry at Ferris State University
Optometry- O.D. – Full College
Legal Studies
Construction Management, BS
Meijer, Ferris State University and Pfizer Community Pharmacy Practice Residency

Animal Care Facility

Heavy Equipment Service Engineering Technology, BS
Dietary and Food Services Management (AAS)

Health Information Management

Health Information Technology

Dental Hygiene
Diagnostic Medical Sonography
Respiratory Care
School of Education
Interior Design, Kendall College of Art and Design
Social Work Program
Automotive Engineering Technology
Electrical/Electronic Engineering Technology, BS
Mechanical Engineering Technology (AAS and BS programs)
Surveying Engineering, BS
Welding Engineering Technology, BS
Facility Management
Diagnostic Medical Sonography
Radiography

Nuclear Medicine

Criminal Justice
Medical Laboratory Science
Medical Technology
Automotive Service Technology, Heavy Equip. Technology
Ferris State University College of Pharmacy Community Pharmacy Practice
Residency Program
PGA Golf Management
Ferris State University College of Pharmacy Community Pharmacy Practice
Residency Program
Professional Tennis Management

Source: Academic Affairs

STUDENT COSTS

The average annual cost for a Michigan resident to attend Ferris (based upon 2015-16 rates) including tuition for 15 credits, room and board, fees, and estimated academic and personal expenses is \$23,814 for Freshmen/Sophomores and \$24,114 for Juniors/Seniors*.

| 2015-16 Costs | Semester | Year |
|---|------------------|------------------|
| Undergraduate (Michigan Resident) | | |
| Freshman/Sophomore Tuition (15 credits) | \$ 5,730 | \$11,460 |
| Junior/Senior Tuition (15 credits)* | \$ 5,880 | \$11,760 |
| Room & Board (Platinum) | \$ 5,042 | \$ 10,084 |
| Sub-Total Freshman/Sophomore | \$ 10,772 | \$21,544 |
| Sub-Total Junior/Senior * | \$ 10,922 | \$ 21,844 |
| Books & Supplies (estimate) | \$ 457 | \$ 914 |
| Personal Expenses (estimate) | \$ 597 | \$ 1,194 |
| Refundable Fees ** | \$ 81 | \$ 162 |
| Total Expenses (estimate) Freshman/Sophomore | \$ 11,907 | \$ 23,814 |
| Total Expenses (estimate) Junior/Senior * | \$ 12,057 | \$ 24,114 |

TUITION

| | | |
|---------------------------------------|---------------------------|-----------------------|
| Full-Time Student (15 credits) | | |
| Undergraduate (Non-Resident) | \$ 8,595 | \$ 17,190 |
| Undergraduate (International) | \$ 9,240 | \$ 18,480 |
| Undergraduate Student | Freshman/Sophomore | Junior/Senior* |
| Michigan Resident | \$ 382/credit | \$ 392/credit |
| Non-Resident | \$ 573/credit | \$ 588/credit |
| International | \$ 616/credit | \$ 630/credit |
| Graduate Student | | |
| Michigan Resident | \$ 527/credit | |
| Non-Resident & International | \$ 790/credit | |
| Doctoral Student | \$ 620/credit | |
| Professional Student | Pharmacy | Optometry |
| Michigan Resident | \$ 626/credit | \$ 638/credit |
| Non-Resident | \$ 939/credit | \$ 957/credit |

*Undergraduate tuition rate for Junior and Senior students started Spring 2014.

**If requested during the first week of class, the Racquet Facility fee, Student Activity and Government fee and the Health Center fee will be deleted from the student's account. Cash refunds will only be granted for the Student Activity and Government fee if the student's account is paid in full, and only during the first week of classes.

Suites & Apartments

| | | |
|---------------------------------------|-------------------|----------------|
| East Campus Suites (2 bedroom/person) | \$ 3,955/semester | \$ 7,910/year |
| East Campus Suites (4 bedroom/person) | \$ 2,944/semester | \$ 5,888/year |
| One Bedroom Apartment – East | \$ 3,678/semester | \$ 9,808/year |
| Two Bedroom Apartment – East | \$ 2,126/semester | \$ 5,669/year |
| Two Bedroom Townhouse – West Family | \$ 4,474/semester | \$ 11,931/year |
| Three Bedroom Townhouse – West Family | \$ 4,899/semester | \$ 13,037/year |
| West Single Per Room (single student) | \$ 589/month | \$ 7,067/year |

GENERAL INFORMATION

KENDALL COLLEGE OF ART AND DESIGN OF FERRIS STATE UNIVERSITY

2015/2016 Tuition & Fees

Tuition per Credit Hour

| | |
|---|---------|
| Resident Undergraduate Gen Ed – US, US Territories, & Canada Freshman/Sophomore | \$382 |
| Resident Undergraduate Gen Ed – US, US Territories, & Canada Junior/Senior | \$392 |
| Resident Undergraduate Studio - US, US Territories, & Canada | \$830 |
| International General Education Freshman/Sophomore | \$616 |
| International General Education Junior/Senior | \$630 |
| International Studio | \$1,324 |
| Graduate – MFA/MAE | \$978 |
| Graduate – MBA | \$577 |
| Dual Enrollment (\$720 per 3 credit class) | \$240 |

Tuition Summary 2015-16 (15 credits/semester)

| | Semester | Year |
|--|-----------------|-------------|
| Resident UG General Ed | | |
| Freshman/Sophomore | \$5,730 | \$11,460 |
| Junior/Senior | \$5,880 | \$11,760 |
| Resident UG Studio - US, US Territories, & Canada | \$12,450 | \$24,900 |
| International General Education | | |
| Freshman/Sophomore | \$9,240 | \$18,480 |
| Junior/Senior | \$9,450 | \$18,900 |
| MFA/MAE Graduate | \$14,670 | \$29,340 |
| Resident MBA Graduate, Design & Innovation Mgmt. | \$8,655 | \$17,310 |

Related Fees

| | | | |
|----------------------------|-------|---|-------|
| Deferred Payment Charge | \$30 | P Card Deposit | \$20 |
| Digital Resource Class Fee | \$108 | Print Management Fee | \$108 |
| Enrollment Deposit | \$150 | Sculpture/Woodworking/3D Studio Fee | \$178 |
| Fashion Studies Studio Fee | \$175 | Student Life Fee | \$20 |
| Locker Rental | \$45 | Studio Card | \$10 |
| Metals/Jewelry Fee | \$195 | Studio Deposit | \$103 |
| Model/Life Drawing Fee | \$93 | Studio Space Fee grad (per semester) | \$0 |
| Orientation Fee | \$55 | Studio Space Fee undergrad (per semester) | \$355 |
| Photography Class Fee | \$105 | Technology Fee | \$175 |
| Printmaking Class Fee | \$175 | Transcript Fee | \$5 |

Late Payment Penalty – 2% Of Unpaid Balance

ATHLETICS

The Ferris State University Bulldogs are members of the National Collegiate Athletic Association (NCAA). Varsity teams compete in the Western Collegiate Hockey Association (NCAA Division I) in ice hockey and the Great Lakes Intercollegiate Athletic Conference (NCAA Division II) in all other sports. Ferris student athletes participate in 17 varsity sports: golf, tennis, basketball, indoor and outdoor track, cross country, softball, soccer, and volleyball for women; golf, tennis, basketball, indoor and outdoor track, cross country, hockey, and football for men.

CENTER FOR LATIN@ STUDIES

The Center for Latin@ Studies (CLS) works to get students to college and through college by building on the strengths of students' culture and identity.

DIVERSITY AND INCLUSION OFFICE

The Diversity and Inclusion Office works with the entire Ferris State University community to support the mission and vision of the University, and to ensure that diversity, in its many forms, is understood, respected and valued. The Diversity and Inclusion Office at Ferris State University guides efforts to conceptualize, assess, and cultivate diversity as an institutional and educational resource.

More specifically, the Diversity and Inclusion Office will:

- Be a strong advocate for diversity and inclusion;
- Introduce diversity into the systems, structures, and culture of the University;
- Provide expertise and leadership on diversity and inclusion related matters, for example, faculty recruitment and retention issues, and the educational impact of diversity;
- Lead University-wide diversity planning and implementation efforts, resulting in a collaborative vision of diversity and inclusion;
- Help develop policies designed to improve the University climate;
- Identify strategies to enhance the compositional diversity profile of students, faculty, and staff;
- Provide resources and direction for infusing diversity into the curriculum;
- Offer annual assessment of the University's progress toward implementing a Diversity Plan; and
- Help promote the University's core values and mission.

ENTERTAINMENT UNLIMITED

Entertainment Unlimited (EU), the campus programming board, is responsible for coordinating more than 20 student-produced events each year including educational speakers, comedy shows, films, novelties, and live music performances. The programming board is open to all students with general membership requirements.

GENERAL INFORMATION

CENTER FOR LEADERSHIP, ACTIVITIES AND CAREER SERVICES (CLACS)

This department assists students in preparing for their future career by engaging them in activities and leadership development outside of the classroom. Partnering with Student Affairs, the office provides opportunities for students to put their skills to use while planning events, leading registered student organizations, volunteering their time to help the community, and attending a variety of conferences and workshops. The Center for Leadership, Activities and Career Services offers six distinct resource areas:

The Career Services Center - assists students with career planning, career research, skills attainment, job search document preparation, interviewing, internships and job postings for success in the workplace. Students/alumni have access to Bulldog CareerLink, which is a state-of-the-art internet-based software package that allows students to write resumes, upload their resumes into the FSU Resume Book database, search and apply for employment/internship opportunities, and sign up for on-campus interviews and events. Career Fairs and on-campus interviewing opportunities bring over 250 employers on campus each semester.

The Leadership Center - helps students gain and use leadership skills through campus and community involvement. To keep students involved and connected to the University, there are more than 240 registered student organizations (RSOs), including sports clubs, Greek-letter organizations, spiritual groups, academic societies, and professional associations. Students have access to OrgSync, an internet-based software package that allows students to manage their achievements and student organization business. OrgSync also allows students to create and produce a co-curricular transcript that displays proof of their leadership and activities outside of the classroom. The end of the year Torchbearer Awards Ceremony offers emerging and seasoned leaders recognition for their efforts.

The Volunteer Center - works hard to refer thousands of Ferris students and community members each year to area agencies seeking volunteers. The volunteer center also engages students and RSOs in fundraising and donation efforts that support local, national and international organizations.

The Activities Center - provides a place to go when wondering what to do on campus. Multiple activities take place every day and the Activities Center staff will help you find something you enjoy doing. This Center also provides event planning assistance to all students to ensure a successful event. Homecoming, Bulldog Beginnings, Career Week, 5 Star speakers and more are coordinated through this center.

The Student Organization Center - helps to keep students involved and connected to the University. There are more than 240 registered student organizations (RSOs), including sports clubs, Greek-letter organizations, spiritual groups, academic societies, and professional associations. Students can find a suitable or fitting organization themselves or they can learn how to start a new one through this center.

The Greek Life Center - understand the long-held history and values of Greek organizations. This Center works to empower Greek organization members to continue the legacy. The Center offers recruitment information, support with activities, and plans Greek Week.

CORPORATE AND PROFESSIONAL DEVELOPMENT, AND THE CENTER FOR CERTIFICATION TRAINING AND TESTING, Division of the College of Engineering Technology

Corporate and Professional Development - CPD

Corporate and Professional Development (CPD) at Ferris State University has been helping businesses develop solutions to training and industrial process needs since 1994. CPD partners with business and industry to address a wide range of issues by offering training programs in manufacturing, design and engineering, building sciences, plastics, welding, and other areas of need. These training programs can help a person gain professional certification on both a state and national level.

CPD offers

- Technical consulting by field-tested personal to assist business and industry with problem solving in many different areas, including applied research, and plant or office layout
- Custom training made convenient for clients through the flexibility of being on-site, off-site, digital, evenings, weekends, or some combination of these offerings
- Partnership opportunities with other companies facing similar training needs, thereby eliminating the need to postpone training due to low numbers
- Custom multimedia training that offers direct access to University personnel, resources, and expertise.

Center for Certification, Training & Testing - (CCTT)

The Center for Certification Training and Testing was founded in the early 1990s to administer the EPA-mandated Section 608 certification and testing program to HVACR technicians throughout the country. A technician's certification card with the Ferris State University logo, which they display each time they purchase refrigerant, is recognized and valued throughout the industry. The CCTT, through its state-of-the-art database, has the ability to administer testing programs for a wide variety of businesses. The CCTT offers

- EPA Section 608 & 609 Certification Program
- R410-A Certification Program
- HVAC Excellence Employment Ready Certification Program
- Green Awareness Certification Program (covers HVAC, Plumbing & Electrical)
- Geothermal Energy for the Home Certification Program
- Electrical Generating Systems Association (EGSA) Certification Program

For further information about CPD or CCTT, please visit www.ferris.edu/cpd or call toll free (866) 880-7674.

GENERAL INFORMATION

EDUCATIONAL COUNSELING AND DISABILITIES SERVICES OFFICE (ECDS)

A Ferris State University career-oriented education is complemented by comprehensive educational planning, career counseling, and disability classroom accommodations available from the Educational Counseling and Disabilities Services (ECDS) office which is staffed with licensed counselors. The ECDS is located on the third floor of the Starr Building in room 313 and provides a wide range of services for FSU students. See <http://www.ferris.edu/HTMLS/colleges/university/eccc/ecds/homepage.htm> for more details about the services and programming offered.

EDUCATIONAL COUNSELING

In addition to providing academic counseling, educational counselors in Educational Counseling and Disabilities Services (ECDS) help students to identify and overcome obstacles to their academic success through the identification of both learning preferences and an individual's approach to the college learning experience. See <http://www.ferris.edu/HTMLS/colleges/university/eccc/educational.htm> for more information.

CAREER COUNSELING

ECDS also offers assistance in making career choices. While finding the right career depends on several factors, two strong influences are personality and interests. Students can receive information in these areas by completing the Myers-Briggs Type Indicator and the Strong Interest Inventory assessments through the ECDS. A licensed counselor interprets the results with the student and provides information on careers that are aligned with the individual's personality, interests, values, and skills. See <http://www.ferris.edu/HTMLS/colleges/university/eccc/career.htm> for more information.

DISABILITIES SERVICES

Disabilities Services serves and advocates for students with disabilities, empowering them for self-reliance and independence while promoting equal access to educational opportunities and programs. To receive classroom accommodations, students are required to provide documentation of their disability which is reviewed on a case-by-case basis. See link below.

<http://www.ferris.edu/HTMLS/colleges/university/disability/homepage.htm> for more information.

EXTENDED AND INTERNATIONAL OPERATIONS

Through the activities of Extended and International Operations the impact and reach of Ferris extends beyond the main campus, an entrepreneurial view of business and curriculum development is cultivated, and support and direction are given to promote a global view for the entire Ferris community.

Ferris Statewide

For those students that are rooted in their home communities too far from the main campus to commute, Ferris operates off-campus locations throughout the state, often partnering with local community colleges. Currently totaling 21 sites, these locations deliver Ferris degree programs to students who would otherwise not have access to higher education.

Ferris Online

Ferris Online delivers online degrees, certificates, and courses that help students balance their personal and professional lives with their desire to learn.

Conference and Professional Services

The CPS team provides conference design and development consultation services that include planning, strategy, and implementation. To help ensure programs succeed, they assist with marketing and promotion, financial management, contracts, registration, site selection, facilities arrangements, on-site services, and evaluations.

Office of International Education

The work of the Office of International Education is to recruit and provide support to international students, coordinate Study Abroad and exchange programs, coordinate the Intensive English Program, facilitate an International Summer School, and sponsor programming that supports the University goal of becoming a globally diverse and aware community.

Latino Business and Economic Development Center

Ferris State University continues to connect with the growing Latino population in our West Michigan communities and the Latino Business and Economic Development Center's mission is to seek support for initiatives to spur economic development in those communities.

Community College Leadership Doctoral Program

The Ferris State University Doctorate in Community College Leadership empowers graduates to advance community colleges toward excellence and community responsiveness through exemplary leadership.

More information about the EIO can be found online at ferris.edu/extendedinternational.

FERRIS LIBRARY FOR INFORMATION, TECHNOLOGY, AND EDUCATION (FLITE)

FLITE opened on March 12, 2001, as a premier research facility integrating modern technology with traditional information resources. Designed for flexibility and versatility, FLITE continues to adapt to the advancing digital age. The Library houses 172 public computers, including a Mac Design Center of eight computers loaded with design software; wireless connectivity; seating for 1,300 visitors; and 56 individual and group study rooms. Among its customer service attributes, FLITE contains an extended-hours study area and a family study room for visitors accompanied with children. Students using FLITE have access to laptop computers and scanners. An assistive-technologies laboratory facilitates the learning and research of students requiring special accommodations.

FLITE serves as a gateway to a variety of information resources available both on-site and off-campus in print and digital formats. FLITE houses a collection of more than 250,000 print volumes and provides access to online databases; reference resources; more than 81,000 electronic journals, newspapers, and magazines; streaming video; and over 200,000 ebooks. FLITE's new SmartSearch service allows users to search for information from most of these collections through a single Google-like search box. FLITE is a Federal Depository Library for U.S. government documents and a Patent and Trademark Depository Library. The Library's online catalogs and digital resources are available through the FLITE website at <http://www.ferris.edu/library/>. Interlibrary loan and document delivery services are offered to all faculty, staff, and students, including distance-education students, allowing users access to an immeasurable number of additional resources. Faculty, staff, and students can receive help using any library resource by phone, email, real-time chat, or SMS text. Individual research assistance is available upon request from subject-specialist librarians by submitting electronic request forms via the website. Faculty may also search and reserve titles in the "Media Booking" collection, which includes media resources for in-classroom use.

FLITE takes full advantage of advanced technologies to expand opportunities for teaching and learning. The Library contains four instructional studios equipped with 20-30 computer stations, an instructor's workstation, sound and projection equipment, TV/VCR, and DVD player. All instructional studios are "smart classrooms" and include a docucam. Additional equipment such as smart boards, laptop computers, and wireless microphones are available upon request. The instructional studios allow librarians and other faculty to teach the information-seeking and critical-thinking skills necessary to evaluate information resources. The information literacy program starts with the basics in the form of an adventurous active-learning activity in the Ferris State University Seminar (FSUS) courses. The online tutorial PILOT (developed at FLITE) provides instruction in library use and research to classes upon request of instructors. Additionally, FLITE has seven seminar rooms of various sizes to accommodate library instruction classes, meetings, and professional development activities.

FERRIS LIBRARY FOR INFORMATION, TECHNOLOGY, AND EDUCATION (FLITE continued)

The FSU Media Production unit is housed on the fourth floor of FLITE. Media Production provides assistance to faculty, staff, and students in the design, development, implementation, and distribution of media-related resources in support of Ferris instruction and activities. Activities range from videography to graphic design and production to creating DVDs from slide collections. FLITE is also home to the Faculty Center for Teaching and Learning, the Jim Crow Museum of Racist Memorabilia, and the Office of Multicultural Student Services.

2014-2015 Statistics**Services - July 2014 to June 2015**

| | |
|--|-----------|
| Hours open | 92.5/week |
| Circulation of library materials (excluding reserves) | 14,647 |
| Checkout Desk reserves circulation | 2,558 |
| Electronic reserves downloads | 3,422 |
| Study room checkouts | 36,564 |
| Laptop checkouts | 9,473 |
| Library instruction sessions [includes 96.7% (87 out of 90 sections) of fall 2014 FSUS classes] | 529 |
| Oval Information Desk questions and reference consultations | 4,390 |
| Chat reference queries | 1,006 |
| Checkout Desk questions | 7,856 |
| Computer support assistance and questions | 2,839 |
| Items borrowed from other libraries | 4,621 |
| Items loaned to other libraries | 9,015 |
| Additions to FIR (Ferris Institutional Repository) | 422 |

Access/Holdings - July 2015

| | |
|---|---------|
| Total print volumes (books and bound journals) | 264,567 |
| Periodical titles available in all formats (print, electronic, microform) | 81,484 |
| Catalogued electronic books | 204,657 |
| Public computers | 172 |
| Computers in instruction studios | 115 |
| Study rooms available for checkout | 56 |
| Laptop computers available for checkout (includes 5 MacBooks) | 41 |

Source: FLITE

GENERAL INFORMATION

GIFTS TO THE UNIVERSITY

Private giving to the University in fiscal year 2015 totaled \$12,037,884, which includes cash contributions of \$2,765,490; in-kind gifts of \$1,097,417; and new pledges/expectancies of \$8,174,977.

Contributions may be made in many ways:

- Gifts from alumni, parents, employees or staff and friends
- Gifts from business and industry, including cash, equipment, and materials
- Gifts and grants from foundations
- Matching gifts (companies or corporate foundations match their employees' gifts to Ferris from one-to-one to a four-to-one ratio)
- Gifts in memory or honor of individuals
- Gifts through naming Ferris State University as a beneficiary in estate plans

Societies of Distinction recognize extraordinary generosity:

- **Woodbridge N. Ferris Society:** \$1,000,000 cash, in-kind gifts, and planned gifts
- **Helen Gillespie Ferris Society:** \$750,000 cash, in-kind gifts, and planned gifts
- **Legacy Society:** \$500,000 cash, in-kind gifts, and planned gifts
- **Carillon Society:** \$250,000 cash, in-kind gifts, and planned gifts
- **Phoenix Society:** \$100,000 cash, in-kind gifts, and planned gifts
- **Old Main Society:** \$50,000 cash, in-kind gifts, and planned gifts
- **Founder's Society:** \$25,000 cash, in-kind gifts, and planned gifts
- **President's Society:** \$10,000 cash, in-kind gifts, and planned gifts
- **Abigail Timme Smith Society:** All planned gifts
- **Annual Leadership Society:** \$1,000 in cash or in-kind gifts made each year
- **Annual Crimson & Gold Society:** \$500 in cash or in-kind gifts made each year/\$100 in cash or in-kind gifts made each year for our most recent graduates of 5 years or less

Athletic booster clubs help student-athletes:

For further information, please contact William R. Goode at 231-591-3818 or email at: WilliamGoode@ferris.edu

- **Bulldog Athletic Association:** The fundraising arm of Ferris State Athletics, gifts support our student-athletes in 17 intercollegiate programs
- **Blueline Club:** Gifts are designated to support the varsity hockey program. Hobey Baker \$1,000+, All American \$500-\$999, Captain \$100-\$499, Basic \$50-\$99
- **Gridiron Club:** Gifts are designated to support the football program. 1100 Fund Level \$1,100, Coaches \$500, All American \$250, Bulldog \$125, Lettermen \$50, Basic \$25
- **Rebounders Club:** Gifts are designated to support the men's basketball program. Elite Committee \$2,000+, All-American \$500-\$1,999, All-Conference \$250-\$499, Captain \$150-\$249, Basic \$50-\$149, Kid's Club \$25
- **Sixth Dawg Club:** Gifts are designated to support the women's basketball program. All-Conference \$500+, All Division \$250, Team Member \$125, Basic Member \$50
- **The Gallery:** Gifts are designated to support the men's and women's golf teams. All-American \$300+, All-Conference \$150-\$299, Team Player \$50-\$149

HOUSING & RESIDENCE LIFE

Living on campus has proven to foster student engagement and improve overall student success. Ferris State University on-campus housing provides an environment that is clean, comfortable, safe and conducive to supporting the academic mission of the University. More specifically, living in the residence halls enhances and completes the learning that occurs at the University.

Student growth is enhanced through exposure to other points of view, experiencing diverse populations, and learning to live interdependently in a community of peers. Living with others can help residents develop coping skills and experiment with responsible decision-making in a safe environment.

A variety of housing and dining options give students the opportunity to create the environment in which they feel most comfortable. Amenities include wired and wireless internet connections in each residence hall, a choice of double or single rooms, the first-year experience and many other themed housing options. Cable television, available in every room, includes HD and movie channels. Washers and dryers are located on virtually every floor. Mail is delivered to each residence hall and each hall is equipped to provide a homelike feel with items such as board games, large screen televisions, overstuffed furniture and hall-sponsored activities.

Living in the residence halls is an educational endeavor. Our staff provides social and educational programming aimed at building cohesive communities on each floor. While our hall staff is in place to assist in maintaining community standards, residents are reminded that maintaining community standards is a shared responsibility.

The apartment community at our University consists of the west campus townhouses and the south campus apartment complexes. The west campus complex has 150 two-bedroom and 50 three-bedroom unfurnished townhouses that include a laundry facility in each complex. They are designed to provide a neighborhood-like atmosphere for families and single students alike. Families with children living in campus apartments are encouraged to use our playground, basketball courts and various walking paths.

The south campus apartment complex consists of 88 traditional one- and two-bedroom units. They are designed for single students and have laundry facilities in each building.

The East Campus Suites are neither residence halls nor apartments, rather this style of on-campus housing combines the best of both worlds. Each of the three 3-story buildings is home to 100 students. Exterior doors are locked 24/7 utilizing the same card swipe access and blue light/call box phone security system as our residence halls. Each building houses 24 four-bedroom suites and 2 two-bedroom suites. Every student has his or her own furnished bedroom and shares a full bathroom with one other student. A furnished living room and full kitchen complement the feeling of home each suite provides. With amenities such as air conditioning, garbage disposal, wireless connectivity, campus cable television, and more, the suites are sure to be a campus favorite for generations to come.

Accessible residence halls, townhouses and suites are available for students with special needs. Learn more of what the Office of Housing & Residence Life has to offer on line at <http://www.ferris.edu/housing>.

GENERAL INFORMATION

INFORMATION TECHNOLOGY SERVICES

The Information Technology Services (ITS) department takes care of the computing needs of the University community. Our services range from phone-in support, to desktop management, to network infrastructure, and to enterprise applications work.

The Technology Assistance Center (TAC) is the first point of contact for students, faculty, staff, and others associated with the University to get computer help. Customers can contact TAC via phone, chat, or email; or look for answers on University standard hardware, software, and systems on the web site (www.ferris.edu/techsupport).

To support the educational process, ITS manages the software and hardware on over 5,000 University-owned computer stations located in classrooms, public access labs, and faculty/staff offices. Many of the classrooms also have specialized equipment to aid instruction such as digital projectors, student feedback systems (“clickers”), and multimedia playback and recording systems.

Information Technology Services maintains over 225 servers to run the business of the University community. The main systems include FerrisConnect, the on-line learning/course management system; MyFSU, the campus portal system; and Banner, the University records system. Blackboard hosts fully online courses for students all over the world, and provides the tools to enhance student learning and assessment for many on-campus courses as well.

Computers all across campus can access the internet and other University services via the high-speed network. Wired and/or wireless access is available in most places on campus, with each of the 3,000 residence hall rooms and campus apartments having at least one wired network jack. ITS also maintains the cable, emergency management, and phone services for the University.

Students and employees can get repairs on their personally owned computers for a nominal charge and purchase Adobe software at significantly reduced prices through the Student Technology Services department, located in the University Center. Students can download five free copies of Microsoft Office on personal devices for use as long as they are actively taking classes. Employees can download one Microsoft Office copy at a reduced cost to install on a personally owned device for business use. Student Technology Services operates the iConnect program where students can have their computers set up to connect to the network for no charge at the start of fall semester.

The ITS Central Office is responsible for overall management of IT, project management, service management, policies, communications, and information security.

Overall, ITS handles approximately 42,000 work tickets a year to address the needs of our customers.

INTRAMURAL AND RECREATIONAL SPORTS

Annually, more than half of the student body participates in organized recreational sports activities, including extensive intramural and club sport programs. Other students participate in informal recreation activities. Ferris provides ample facilities for athletics and recreation, including a Student Recreation Center with pool, weight room, basketball and volleyball courts, and an indoor track; a golf course; a sports complex including full and half-size ice rinks, additional basketball and volleyball courts; racquetball courts and indoor and outdoor tennis courts.

KENDALL COLLEGE OF ART AND DESIGN OF FERRIS STATE UNIVERSITY

Kendall College of Art and Design began in 1928 through a generous endowment provided by Helen M. Kendall as a memorial to her husband, David Wolcott Kendall, known as the Dean of American Furniture Designers. Helen Kendall envisioned a school whose graduates would be leaders in the world of art and design; and throughout its history, Kendall College of Art and Design has prepared generations of students for careers as professional artists and designers. In addition, Kendall College of Art and Design is an active partner with the community, annually providing more than 2,000 children and adults with the opportunity to pursue courses in art and design through one of the richest and most varied continuing studies programs in the United States.

In 1996, the Board of Trustees of Kendall College of Art and Design voted to merge Kendall with Ferris State University, a process that was completed in December 2000. Founded in 1884 as Ferris Industrial School, Ferris State University is dedicated to providing an education that prepares its students for professional careers. Ferris State also seeks, through its educational programs, applied research and expertise, to support and strengthen the economy of Michigan and the nation.

In combining these two distinctive institutions, the Boards of both Kendall and Ferris have forged a union that offers students the educational opportunities and strengths of each institution. At the heart of both institutions is the commitment that graduates are prepared to pursue professional careers. Each institution shares a dedication to educational excellence and innovation coupled with practical application. As partners, the two institutions build upon and expand the unique educational opportunities they offer in world-class programs in art, design, and technology.

As a college within Ferris State University, Kendall College of Art and Design prepares students for leadership in the visual arts, design, art history, and art education; provides innovative, collaborative education that fosters intellectual growth and individual creativity; and promotes awareness of ethical and civic responsibilities of artists and designers, locally and globally.

GENERAL INFORMATION

KENDALL COLLEGE OF ART AND DESIGN OF FERRIS STATE UNIVERSITY (continued)

Kendall College of Art and Design of Ferris State University is committed to the principle of equal opportunity in education and employment. It is the policy of the University to prohibit unlawful discrimination in connection with any aspect of educational programs or opportunities, services to the public, or employment, on the basis of race, color, religion or creed, national origin, sex, age, marital status, veteran or military status, height, weight, protected disability, or any other characteristic prohibited by applicable State or federal laws or regulations. In addition, although not mandated by law, it is the policy of the University to prohibit discrimination in education and employment on the basis of sexual orientation.

This Policy on Non-Discrimination is designed to express the University's intent and commitment to comply with the requirements of State and federal non-discrimination laws. This Policy and all other policies and procedures of the University shall be interpreted and applied co-extensively with such laws. This Policy shall not be interpreted as creating any legally enforceable rights, contractual or otherwise, that are greater than those existing under applicable non-discrimination laws. The prohibition against discrimination on the basis of sexual orientation does not apply to the University's relationships with outside organizations, including the federal government, the military, ROTC, and private employers. Nothing contained in this Policy shall be construed as prohibiting the University from applying bona fide occupational qualifications.

The University reaffirms its policy of administering all of its educational programs, and related support services and benefits, in a manner that does not discriminate with respect to a student or prospective student in any way that violates the University's Policy on Non-Discrimination. The University is committed to providing education relevant to a changing society to all students who have the motivation to succeed and the ability to benefit from the opportunity and have been admitted to the University. A practice of affirmative recruitment and retention of members of under-represented or disadvantaged populations supports this policy of opportunity and accessibility. This policy applies to each and every phase of educational programs, services and benefits, including recruitment, applications, admissions, enrollment, counseling and guidance, financial assistance, degree requirements, athletics, student life, and other activities.

The University reaffirms its policy of providing social, cultural and other services, consistent with its mission, in a manner that does not discriminate with respect to members of the public in any way that violates the University's Policy on Non-Discrimination. This policy applies to each and every phase of all services to the public conducted by the University, or by University-sanctioned organizations, or at facilities under the control of the University.

As a condition of enrollment, students consent to the use of any works produced by them while a student at Kendall College of Art and Design of Ferris State University for the purpose of publicizing and promoting the University.

KENDALL COLLEGE OF ART AND DESIGN OF FERRIS STATE UNIVERSITY (continued)

As part of Ferris State University, Kendall College of Art and Design is accredited by:

The Higher Learning Commission of the North Central Association of Colleges and Schools
230 South LaSalle Street, Suite 7-500
Chicago, IL 60604-1413
(800) 621-7440

Kendall College of Art and Design of Ferris State University is an accredited institutional member of:

The National Association of Schools of Art and Design
11250 Roger Bacon Drive, Suite 21
Reston, VA 22090
(703) 437-0700

Kendall's Interior Design program is accredited by:

The Council for Interior Design Accreditation
206 Grandville SW
Grand Rapids, MI 49503-2822
(616) 458-0400

The Kendall College of Art and Design of Ferris State University Master of Architecture Program has been granted Candidacy status for accreditation by:

The National Architectural Accrediting Board
1101 Connecticut Avenue NW, Suite 410
Washington, DC 20036
(202) 783-2007

Bachelor of Fine Arts in:

Art Education with K12 Art Education Certification
Collaborative Design
Digital Media
Drawing
Fashion Studies
Furniture Design
Graphic Design
Illustration
Industrial Design
Interior Design
Medical Illustration
Metals/Jewelry Design
Painting
Photography
Printmaking
Sculpture/Functional Art

Bachelor of Science in:

Art History - Academic
Art History - Studio

Master of Architecture

Master of Arts In Visual and Critical Studies

Master of Art Education

Master of Arts in Visual and Critical Studies

Master of Fine Arts in:

Drawing
Painting
Photography
Printmaking

Master of Business Administration

Certificate in Design and Innovation Management
(as part of Ferris State University's MBA program)

GENERAL INFORMATION

OFFICE OF MULTICULTURAL STUDENT SERVICES

The Office of Multicultural Student Services (OMSS) promotes the intellectual understanding and appreciation of diversity, inclusion and social justice by creating opportunities for learning and leadership development for the campus community. In addition, the office provides meaningful support to assist in the transition, retention, and graduation of underrepresented student populations.

As students matriculate through Ferris, the OMSS staff is committed to supporting our students through our five pillars of service:

Advocacy - OMSS makes every attempt to ensure that our students' college experiences are fair and as rewarding as possible by providing meaningful support.

Leadership Development - Through the T.O.W.E.R.S. Leadership Development Program, OMSS provides development opportunities for students to learn and develop important transferable skills that will assist them in becoming leaders on campus and in their future careers.

Mentorship - OMSS staff provides one-on-one guidance to students and organizations to encourage growth and development and to help them make healthy choices socially and academically.

Cultural Awareness - OMSS sponsors a variety of programs, guest speakers, and discussions to engage the campus community and facilitate student learning as it relates to multiculturalism and inclusion.

College Access - OMSS spreads awareness and creates a college going culture to prospective middle and high school students through the federal and state funded MI GEAR UP/KCP College Day Program.

OMSS coordinates many cultural awareness events throughout the year, listed are just a few: Culture 365 Signature Event Series, Transitions to Success: Minority Freshman Orientation, Cultural Connections Open House, Hispanic Heritage Month Celebration, Native American Heritage Month Celebration, Dr. Martin Luther King, Jr. Celebration, Black History Month Celebration, Women's History Month Celebration, Asian American History Month Celebration, OMSS Minority Graduate Recognition Program, TOWERS Leadership Development Program, and Black Male Network Initiative.

OFFICE OF TRANSFER AND SECONDARY SCHOOL PARTNERSHIPS

The Office of Transfer and Secondary School Partnerships is committed to creating conditions that foster student success and promoting access to higher education and degree attainment by facilitating successful transfer of college and articulated credit. The office offers support and services for community colleges and transfer students through community college agreements, articulation agreements, and transfer guides. For high school students, the office coordinates dual enrollment, concurrent enrollment, articulation, as well as programs to help high school students become college ready through the Center for College Readiness.

RETENTION AND STUDENT SUCCESS

Retention and Student Success is the home for academic support services at Ferris State University. The purpose is to provide developmental courses, educational counseling, and academic support services that will empower students enrolled at Ferris State University to achieve their educational and career goals.

STUDENT AFFAIRS

The division of Student Affairs provides a variety of programs and services for students through the following departments: Birkam Health and Counseling Center, Center for Leadership, Activities and Career Services, Admissions, Registrar's Office, Financial Aid, Institutional Research and Testing, Enrollment Services, Office of Multicultural Student Services, Student Conduct, Student Employment, Student Life, University Center, and University Recreation. These departments promote, support and complement the mission of the institution by working collaboratively with students, faculty, staff and the surrounding communities to facilitate opportunities for students to access higher education and participate in student-centered learning through diverse experiences that support student engagement, retention and graduation.

STUDENT EMPLOYMENT

The Student Employment Office is located in the Timme Center for Student Services. Its goal is to assist students in finding part-time employment that will provide income while attending Ferris, as well as help them learn transitional skills that will benefit them upon graduation. There are over 2,000 student employees on campus every year. In addition to helping students find jobs on campus, Student Employment offers off-campus job postings for area businesses. The office participates in the Federal Community Service Work Study Program that allows students to work in community-based positions in the area such as the local food pantry, working as a reading tutor for local students, or the local recycling center. Students may also sign up for the Quick Cash program that puts them in touch with local residents who are looking to hire students for odd jobs such as yard work, painting, etc. More information on Student Employment can be found at <http://www.ferris.edu/HTMLS/admission/financialaid/employment/index.htm>

Having a part-time job while going to school is a great way for students to interact with others, learn valuable job skills, and earn some spending money to keep student loans to a minimum.

FERRIS BUILDINGS AND POINTS OF INTEREST

Alumni Building (1929) - The oldest building on campus and the only building to survive the fire in 1950, the Alumni Building houses the University Archives and Extended and International Operations, which administers Ferris Statewide, Ferris Online, Conference and Professional Services, Office of International Education, Entrepreneurship Institute, Academic Incubator, and the doctorate program in Community College Leadership. Classrooms and faculty offices for the College of Arts and Sciences are also in this building.

Arts and Sciences Commons (1996) - This building houses Arts and Sciences faculty and administrative offices, Retention & Student Success faculty and administrative offices, the Academic Support Center, the Shimadzu Core Laboratory for Academic and Research Excellence, the Card Wildlife Education Center, and the Writing Center, which provides peer tutoring to assist students with writing and study skills. The building also features "The Visionary," a mural - one of the largest of its type in the world - depicting the history of FSU. The Arts and Sciences Commons structure connects the Science and Starr Buildings.

Automotive Center (1956) - The Automotive Center (formerly Technical and Applied Arts Center) comprises the instructional and lecture facilities for Automotive Services, Automotive Management and Automotive Engineering Technology.

Birkam Health Center (1959) - This building houses the Birkam Health Center as well as the Counseling Center to provide a wide variety of health care and mental health services. It is also the home of the Office of Student Conduct.

Bishop Hall/College of Education & Human Services (1967) - Built as a residence hall, Bishop Hall/College of Education was remodeled in 1986 to house the College of Education & Human Services administrative offices and classrooms. Tot's Place is also located in this building.

Business Building (1970) - The College of Business houses regular and team-based classrooms and computer labs (Mac, PC, Networking, Security, and Imaging & Media Production), as well as administrative and faculty offices. The facility also includes a recently renovated auditorium that accommodates in excess of 200.

Creative Arts Center (1965) - This building houses the studios, classrooms, and faculty offices needed for the Studio Arts in the College of Arts and Sciences.

Ewigleben Sports Complex/Ice Arena (1974) - This building comprises of two indoor ice rinks and a recreational wing with facilities for intercollegiate hockey, recreational hockey and skating, basketball, and volleyball, all completed in 1975. An addition completed in 1981 includes fitness and sports-medicine facilities and a volleyball arena.

Ferris Library for Information, Technology, and Education (FLITE) (2001) - Located in the heart of the main campus, FLITE features a variety of work and study spaces, including an information commons, 4 instructional studios, 8 seminar rooms, 56 individual and group study rooms, a reading room, an extended-hours study area, and the FCTL Learn Lab, all with wireless access capability. The building has a total seating capacity of 1,300 and provides access to 172 public computers. FLITE provides access to over 81,000 periodicals, most of which are accessed online, and houses over 250,000 volumes. FLITE also provides access to over 200,000 e-books. FLITE librarians taught over 500 instruction sessions in fall 2014 for Ferris students. Additionally, FLITE librarians bring library instruction to campus students around the state. FLITE is a U.S. Government Documents Depository, a Patent and Trademark Depository Library for Western Lower Michigan, and a depository for the U.S. Bureau of the Census. FLITE is the home to several other university departments such as the Faculty Center for Teaching and Learning, the Office of Multicultural Student Services, Media Production, and The Jim Crow Museum of Racist Memorabilia.

First Lady's Attic (2009) - Ferris State University is committed to providing opportunities for its students, including the opportunity to get professional clothing for a job, internship interview or class presentation at the First Lady's Attic, located in the University Center. Founded in 2009 by Patsy Eisler, the First Lady's Attic accepts donations of professional clothing from alumni, staff and community members. A Ferris student can pick up an outfit for their interview free of charge. It is theirs to keep. The First Lady's Attic ensures that all Ferris students are dressed appropriately for success. The Attic is managed by the Diversity and Inclusion Office. For more information please visit <http://www.ferris.edu/flattic/>.

G. Mennen Williams Auditorium (1961) - This facility houses FSU's theater program and also serves as the major multipurpose auditorium for the FSU campus. With seating for 1,644, Williams Auditorium hosts musical, dramatic, cultural, and convocation events throughout the year. It also is available for public rental use when scheduling allows.

Granger Center for Construction & HVACR (2003) - The Granger Center for Construction and HVACR is a state-of-the-art facility - an interactive learning center where all structural steel, process piping, mechanical systems, and electrical systems are exposed or visible behind glass. The Center focuses on both theory and application. Its laboratory facilities provide a practical, "hands-on" experience using an extensive array of sophisticated up-to-date equipment devoted to testing and solving problems students are likely to encounter in the field.

Heavy Equipment Center (1987) - This 53,000-square-foot building accommodates students in the 2- and 4-year Heavy Equipment Technology programs. The HEC building is the largest facility in the country dedicated to educate and train graduates for entry into the heavy equipment industry workforce. Additionally, it is home to the Heavy Equipment Service Engineering Technology B.S. Degree, the only one of its kind in the U.S.

GENERAL INFORMATION

Interdisciplinary Resource Center (1969) - This building contains one large lecture hall seating 120, five classrooms with state-of-the-art teaching technology seating 30-50, television studios, the Center for Latino Studies, and the Office of International Education (that includes one computer classroom). The second floor houses faculty from the College of Business.

Jim Crow Museum (est. 2006) - The Jim Crow Museum is a national and international resource for individuals and groups interested in learning more about race, race relations, and racism. Located in the lower level of FLITE, the museum is this nation's largest publicly accessible collection of racial- and segregation-based artifacts. The museum is FREE to the public and features six exhibit areas—who and what is Jim Crow, Jim Crow Violence, Jim Crow and Anti-Black Imagery, Battling Jim Crow Imagery, Attacking Jim Crow Segregation, and Beyond Jim Crow. The museum also offers a comprehensive timeline of the African American experience in the United States. The timeline is divided into sections: Africa before Slavery, Slavery in America, Reconstruction, Jim Crow, Civil Rights and Post Civil Rights.

Regular hours are Monday through Friday 12-5 p.m. To schedule a group tour please contact Lisa Kemmis at (231) 591-5873 or at jimcrowmuseum@ferris.edu. Please refer to the calendar of events for availability. Visitors to the Jim Crow Museum are prohibited from photographing or video recording any portions of the museum. Exceptions to this policy can be made at the sole discretion of museum staff and might include special events, scholars who have made arrangements in advance of their visits, and credentialed members of the press. Note: Because many of the museum's artifacts and media pieces contain explicit images of violence, nudity, offensive language, and other mature themes, the museum is recommended for those 12 years of age and older.

Katke Golf Course (est. 1975) - This course offers 21 holes of championship golf. The original 18-hole course is a par 72 measuring 6,967 yards from the Black tees, 6,317 from the Crimson tees, 5,648 from the Silver tees and 4,752 from the Gold tees. Katke also features a "Family Tee" for juniors and new golfers. The D.O.G. Tee or *Developing Original Golfers* Tee allows new golfers the ability to play with more experienced players.

Katke's award-winning practice facility features three practice holes (#19, #20 and #21), 100,000 square feet of natural grass teeing space, six target greens, a short game area for pitching, chipping, and bunker play and multiple putting greens.

The Katke Clubhouse sits atop the highest point in Mecosta County with excellent views of the county to the west and of the FSU Campus to the east. The clubhouse provides full-service amenities including a fully stocked Golf Pro Shop, men's and women's locker rooms, Founders Grill which features a variety of food and beverage options, and a Multi-Purpose Room with seating for up to 50 guests, perfect for business meetings or small parties.

PGA Professional Staff is available daily providing all of the needed services for golf-outing events, tournament needs, golf instruction and clinics, and custom club fitting.

The golf course is conveniently located adjacent to the Holiday Inn Hotel and Conference Center.

McKessy House (1989) - McKessy House, resembling an Old English cottage on Cedar Street, north of Williams Auditorium, was purchased by Ferris State University in 1989 as a result of a generous gift from Gerald McKessy, a 1929 graduate of Ferris's college-preparatory program who went on to graduate from the Detroit College of Law in 1933. Mr. McKessy was a charter member of the Presidents Club, a member of the Phoenix Society, a founding father of the Alumni Foundation, a 12-year member of the Board of Directors of the Alumni Association, and a recipient of the Distinguished Alumnus Award in 1971 for the generous donation of his time and talents to Ferris State University. Mr. McKessy donated stock, the proceeds of which were used to buy the house, storage barn, and two acres that are now utilized as parking and additional Arts and Sciences classroom space. Mr. McKessy's gift also made it possible to remodel the house which is currently occupied by the division of Governmental Relations and General Counsel. This division is responsible for governmental and community relations, legal affairs, equal opportunity, and labor relations.

Michigan Art Walk (1996) - The Michigan Art Walk is an ongoing project whereby original pieces of art work created by Michigan artists are installed throughout campus and linked by a meandering pathway, ultimately reaching into the Big Rapids community. The inaugural sculpture of the Michigan Art Walk, by Ann Arbor-based artist Barron Naegel, was installed in the fall of 1996. Also installed in the fall of 1996 were a wall sculpture by Daniel Roache, under the auspices of the Presidential Art Collection, and the main panel of Robert Barnum's "The Visionary," which depicts the history of Ferris State University. The unveiling of "Escape," an outdoor sculpture by R. Farrington Sharp, on October 17, 1997 continued the project, along with the side panels of "The Visionary" which were unveiled on February 20, 1998, completing Barnum's triptych. "Totem Stack," a sculpture by Ferndale artist Albert Young, was unveiled on May 7, 1998. "Muse" by Irina A. Koukhanova, was dedicated on November 19, 1998, and sculptor Fritz Olsen's "Ripples" was unveiled November 19, 1999. Lois Teicher's functional piece, "Bench with Three Deep Seats," was dedicated on June 14, 2000. "Ferris Arch," a limestone sculpture by Kenneth Thompson, was dedicated October 10, 2001. Mark Chatterley's "Journey to the Body Collective," a flying wall sculpture located in the reading room at FLITE, was dedicated on October 29, 2002. Robert Barnum's "Of Thought and Reason," a 130-foot-long, 10-foot-tall painting on canvas located in FLITE's Extended Study Area was unveiled on August 28, 2003. Ray Katz's "Celebration," a large-scale metal sculpture, was unveiled September 3, 2004. The "TO STRIVE, TO SEEK, TO FIND" sculpture is dedicated to the 125th anniversary of FSU. The sculpture was created in a partnership between Ferris Fine Arts and the campus Welding Engineering Technology Program and was funded under the FSU Festival of the Arts. Important comments, quotes or sayings about Ferris are cut into the figure form support plates redefining viewer response and increasing level of content. The Art Walk pieces can be viewed on the Ferris website along with information about the artists.

Michigan College of Optometry (2011) - This state-of-the-art 87,000-square-foot building is the University's first Leadership in Energy and Environmental Design (LEED) Gold certified building. The Michigan College of Optometry building's first floor is home to the University Eye Center, which provides eye health and vision care services to the public and University community, as well as specialty eye and vision care to patients from all over the state of Michigan, as part of its mission to provide excellent clinical education for students of the college.

GENERAL INFORMATION

Music Center (1962) - The Music Center is located in the heart of the campus at the foot of the Carillon Clock Tower on the south end of the quad "green space" and just north of Top Taggart Field (football stadium). This facility offers rehearsal and practice space for all varieties of ensembles. The band room can accommodate groups of up to 100 musicians and the Choral Room provides room for 60 musicians. Private practice rooms are available and are ideal for individual practice or small groups of 2-3 people. Each practice room contains an acoustic piano. The Humanities Department maintains these instruments (regular tuning, etc.) as a service to currently enrolled students. The piano lab has 15 stations (full-size digital pianos) which are used for group instruction and practice for those enrolled in music classes. The music faculty and ensemble director's offices are also in the Music Center.

National Elastomer Center for Plastics and Rubber Technology (1987) - The Ferris Plastics and Rubber program is the largest and most respected undergraduate program of its kind in the United States. The Plastics B.S. program was started in 1982 and continues to fill a great need in the growing plastics industry for technically trained personnel. Ferris graduates gain immediate status as recognized technical leaders. This innovative program provides students with a background that includes topics such as processing, material testing and properties, and mold and product design. Classes emphasize hands-on learning, using the same type of equipment that is currently used in the industry. The plastics building was expanded in 1998, and renamed the "National Elastomer Center" to include educational space for the new rubber degrees. The rubber program is a unique educational experience with graduates being sought after by the rubber industry. Coursework follows the original plastics degree in processing, testing, and design but also includes rubber compounding. The plastics and rubber industry has shown support for the Ferris programs by sponsoring the construction of the Plastics Building in 1987 and the expansion in 1998 with funding for equipment and supplies, providing job experience by employing our students for summer internships and finally hiring our graduates.

Pharmacy Building (1972) - Designed to house all on-campus operations of the College of Pharmacy, this building includes specialized laboratories and the Ferris Pharmacy Care Clinic as well as an antique pharmacy exhibit.

Presidential Art Collection (1996) - Daniel Roache was chosen as the first contributor for a collection featuring commissioned works by Michigan artists honoring Ferris presidents. His aluminum, wall-mounted sculpture representing the seven (at that time) academic colleges hangs in the Williams Auditorium lobby. A bronze bust of President Byron Brophy by Midland sculptors James S. Hopfensperger and Joan Hopfensperger-Most was dedicated on April 30, 1999. It is on display in the Ferris Library for Information, Technology, and Education (FLITE).

Quad Café (2015) - The Quad Café includes an All-You-Care-To-Eat Marché Style Dining section where our cooks prepare fresh foods in the Exhibition Style of cooking and a unique retail dining section with options including, but not limited to: burgers, pizza, frozen yogurt, crepes, as well as “value menus.” The Quad Café offers a take-out option along with a variety of seating arrangements that include small individual areas as well as family-style seating, most with an outstanding view of the central campus quad. The “Tapingo” mobile app allows patrons to order and pay for their selections in advance. Conferences, meetings, receptions, and banquets are all hosted by the award winning Catering Division and customized. For more details call: (231) 591-2605.

Racquet Facility (acquired in 1980) - The facility offers four indoor tennis courts, 10 outdoor hard courts, four 36’ eight year old and under courts, one 60’ ten year old and under court, three indoor racquetball courts, cardiovascular and free-weight equipment, aerobic and fitness classes, tanning booths, tennis lessons, clinics and league programs, rental equipment and a full-service tennis pro shop. This facility serves intercollegiate athletes, the club tennis team, faculty/staff, students, the general public, and as a laboratory for the Professional Tennis Management program.

Rock Café (2008) - The Rock Café incorporates European-style marketplace décor where cooking aromas, product freshness, and abundance are prevalent. An emphasis is placed on food merchandising, and also includes casual Café-style seating. Marketplace concepts, also referred to as Marché concepts or food emporiums, are the new generation in student dining. A marketplace concept provides an integrated food production and dining experience with an emphasis on fresh ingredients and made-to-order preparation. It is characterized by exhibition cooking at several distinct food platforms. Students today want an element of entertainment with their dining experience, a concept we call "eatertainment." A marketplace concepts offers this as food becomes the "star" and the staff is on "stage."

Science Building (1956) - Remodeled and expanded in 1967 and completely renovated in 1997, this building provides teaching auditoria, classrooms, and science laboratories for the College of Arts and Sciences, as well as the Rawlinson Observatory, John and Rhea Smith Greenhouse, and Reitz Reading Room.

Starr Building (1961) - Completely renovated in 1995, with frequent upgrades, students now enjoy new furnishings, state-of-the-art instructional equipment, multimedia labs, study rooms, and lounges in the Starr Building. It is FSU’s largest general classroom building and houses the Educational Counseling and Disabilities Services office and Williams Auditorium, where dozens of live performances and special events are offered each year.

Student Convocation Center/Wink Arena (1999) - This 42,000-square-foot facility, located adjacent to the Ewigleben Ice Arena, seats 2,400, and includes prime sections of chair-back seating. The building complex features an expanded lobby that adjoins the Ice Arena with a pro shop, concession stands, and a display for the Bulldog Hall of Fame. This center serves as the home for the FSU men’s and women’s basketball programs, and is also used for commencement ceremonies, major concerts, and special events.

GENERAL INFORMATION

Student Recreation Center (1998) - The former HPE/Wink Arena building was remodeled and reopened August 30, 1998. The facility gives students, faculty, staff, and community members a modern gymnasium, weight room, aerobic rooms, exercise machines, elevated track, 40-foot climbing wall, and indoor swimming pool.

Swan Technical Center (1966) - This building contains many classrooms and laboratories designed specifically for engineering and engineering-technology instruction. The building also contains the administrative offices of several College of Engineering Technology programs.

Timme Center for Student Services (CSS) (1967) (Renovated 2002) - As the official “welcome center” for the University, the Timme Center for Student Services (CSS) serves as a one-stop service center in which students can register for classes, obtain financial aid and housing information, request transcripts, pay bills, and inquire about student employment opportunities. Highlights of Timme CSS include a glass atrium that extends the full height of the eastern side of the building and a second atrium facing State Street, providing natural sunlight and openness for the building. Formerly the campus library, the Timme CSS is a place of diversity, art, history and service. The first floor houses the Financial Aid, Business, and Student Employment offices; the offices of Admissions and Records, Enrollment Services, Academic Senate, and Institutional Research are on the second floor. The third floor features a display of Ferris historical memorabilia, as well as houses the offices of the President, Provost & Vice President for Academic Affairs, Vice President for Student Affairs, Vice President for Diversity and Inclusion, Budgetary Planning and Analysis, and Testing. The carefully chosen combination of offices and services provides a wonderful welcome to all constituents in the middle of campus.

Tot’s Place (instituted 1987) - Located on the first floor of Bishop Hall, Tot’s Place Child Development Center is a nationally accredited full service child care center providing educational programs for children of FSU students, faculty/staff, and the surrounding community. Tot’s Place also serves as a laboratory for many FSU academic programs.

University Center (2015) - The new University Center was formerly known as the Rankin Student Center. The updated facility provides a wide variety of services and activities to meet the needs of students, faculty, staff and guests of the University. The center offers an updated any time dining service with a retail component, Starbucks Coffee Shop, Barnes & Noble Bookstore, fine arts gallery, the First Lady’s Attic, several multi-purpose meeting rooms, a ballroom, the Rankin Atrium, commuter lounge and study lounge with computers and printing capabilities. Also, there are several lounges that provide comfortable areas for studying, relaxing and social engagement. Offices for student organizations include The Student Government of FSU, Entertainment Unlimited (programming board) and Veteran’s Association. On the administrative side, the offices include the Dean of Student Life, Center for Leadership, Activities and Career Services, Catering Services, University Center and Student Technology Services.

Victor F. Spathelf Center for Allied Health (1979) - This four-level structure contains the specialized classrooms, laboratories, and offices for the students, faculty and administration of the College of Health Professions.

FERRIS STATE UNIVERSITY CALENDAR

Fall Semester, 2015

| | |
|-----------------|---|
| Aug. 26-28 | Late Registration |
| Aug. 31 | Classes begin |
| Aug. 31-Sept. 3 | Drop/Add by 5:00 PM Thursday |
| Sept. 7 | Labor Day - no classes |
| Oct. 26 | Mid-term grades due |
| Nov. 5 | Last day for approved unqualified W grade |
| Nov. 25 | Thanksgiving recess begins |
| Nov. 30 | Classes resume |
| Dec. 11 | Last day of classes |
| Dec. 14 | Examination week begins |
| Dec. 18 | Last day of examination week |
| Dec. 19 | Fall Commencement |
| Dec. 21 | Final grades due by 1:00 PM |

Spring Semester, 2016

| | |
|-----------|---|
| Jan. 6-8 | Late Registration |
| Jan. 11 | Classes begin |
| Jan 11-14 | Drop/Add by 5:00 PM Thursday |
| Jan. 18 | Martin Luther King Birthday - no classes |
| Mar. 5 | Spring recess begins |
| Mar. 7 | Mid-term grades due |
| Mar. 14 | Classes resume |
| Mar. 23 | Last day for approved unqualified W grade |
| Mar. 24 | Mid-term break begins - no classes |
| Mar. 28 | Classes resume |
| Apr. 29 | Last day of classes |
| May 2 | Examination week begins |
| May 6 | Last day of examination week |
| May 6 & 7 | Spring Commencement |
| May 9 | Final grades due by 1:00 PM |

FERRIS STATE UNIVERSITY CALENDAR (continued)

Summer Semester, 2016

| | |
|-----------|---|
| May 16 | Late Registration |
| May 17 | Classes begin |
| May 17-20 | Drop/Add by 5:00 PM Friday |
| May 30 | Memorial Day - no classes |
| July 4 | Independence Day recess - no classes |
| July 7 | Last day for approved unqualified W grade |
| Aug. 10 | Last day of summer semester classes |
| Aug. 15 | Final grades due by 1:00 PM |

Fall Semester, 2016

| | |
|-----------------|---|
| Aug. 24-26 | Late Registration |
| Aug. 29 | Classes begin |
| Aug. 29-Sept. 1 | Drop/Add by 5:00 PM Thursday |
| Sept. 5 | Labor Day - no classes |
| Oct. 17 | Mid-term grades due |
| Nov. 3 | Last day for approved unqualified W grade |
| Nov. 23 | Thanksgiving recess begins |
| Nov. 28 | Classes resume |
| Dec. 9 | Last day of classes |
| Dec. 12 | Examination week begins |
| Dec. 16 | Last day of examination week |
| Dec. 17 | Fall Commencement |
| Dec. 19 | Final grades due BY 1:00 PM |

TELEPHONE NUMBERS (frequently used)

The telephone number for the Ferris State Call Center is (231) 591-2000; the telephone operator can assist you. Most colleges, departments and offices also have their own numbers. The toll free number is (800) 433-7747. Some frequently called numbers are listed below:

Academic Deans' Offices

| | |
|--|----------------|
| College of Arts and Sciences | 591-3660 |
| College of Business | 591-2420 |
| College of Education & Human Services..... | 591-3648 |
| College of Engineering Technology..... | 591-2890 |
| College of Health Professions | 591-2270 |
| College of Pharmacy | 591-3780 |
| Kendall College of Art & Design..... | (616) 451-2787 |
| Michigan College of Optometry at FSU | 591-3706 |

Academic Services

Extended and International Operations

| | |
|---|----------|
| Ferris Statewide & Online (off-campus & online offerings) | 591-2340 |
| Office of International Education..... | 591-2450 |
| Retention and Student Success | 591-2428 |

Student Services

| | |
|--|----------|
| Admissions & Records | 591-2100 |
| Birkam Health Center | 591-2614 |
| Student Financial Services | 591-3972 |
| Center for Leadership Activities & Career Services (CLACS) | 591-2685 |
| Institutional Research & Testing..... | 591-3628 |
| Orientation | 591-3802 |
| Residential Life (Housing) | 591-3745 |
| Student Employment | 591-2012 |

General

| | |
|--|----------|
| Alumni Relations..... | 591-2345 |
| Athletic Department..... | 591-2860 |
| FLITE Library..... | 591-3500 |
| Public Safety | 591-5000 |
| University Advancement & Marketing | 591-3815 |
| University Center | 591-5916 |

Kendall College of Art & Design (616) 451-2787

| | |
|--|----------|
| Admissions – dial main number and ask for..... | EXT 3011 |
| College Counselor - dial main number and ask for..... | EXT 1136 |
| Enrollment Management - dial main number and ask for | EXT 1113 |
| Financial Aid - dial main number and ask for | EXT 1112 |
| Library - dial main number and ask for..... | EXT 1121 |
| Registrar - dial main number and ask for | EXT 1128 |

GENERAL INFORMATION

EDUCATIONAL GRANTS AND SCHOLARSHIPS

| 2015-2016 FIRST-TIME FRESHMAN SCHOLARSHIPS | | | |
|---|------------------|---------------------|----------------------|
| <u>Scholarship</u> | <u># Awarded</u> | <u>Total Amount</u> | <u>Average Award</u> |
| Founder's | 42 | \$481,320 | \$11,460 |
| President's | 57 | \$342,000 | \$6,000 |
| Provost's | 178 | \$801,000 | \$4,500 |
| Dean's | 184 | \$644,000 | \$3,500 |
| Ferris Gold | 227 | \$454,000 | \$2,000 |
| Ferris Crimson | 224 | \$336,000 | \$1,500 |

FEDERAL

Teacher Education Assistance for College and Higher Education Grant (TEACH)
The Federal Pell Grant
The Supplemental Educational Opportunity Grant

STATE

Gear Up Grant
KCP Future Faculty Fellowship
Michigan Competitive Scholarship
Michigan Nursing Grant
Tuition Incentive Program (TIP)

INSTITUTIONAL

Ability Scholarship
Academic Opportunity Scholarship
Athletic Grants (Individual Sports)
COB Leadership Scholarship
College of Business Scholarship
Community Based Scholarship
COT Student Kickoff Award
Dean's Scholarship
Detroit Compact Scholarship
Doctor of Pharmacy Scholarship
Entertainment Unlimited Scholarship
Ferris Achievement Scholarship
Ferris Grant
Ferris Support Grant
Ferris Youth Initiative Scholarship
Founder's Scholarship
FSU Native American Tuition Waiver
Honors Residential Life Scholarship
Intensive English Scholarship
International Transfer Scholarship
Kelso-Battle Scholarship
Kendall Assistance Grant
Military Veteran's Scholarship
Non Resident Transfer Scholarship
Phi Theta Kappa Scholarship
President's Invitational Scholarship
President's Scholarship
PTM Scholarship
Residential Life Scholarship
Skills USA Scholarship
Spaghetti Bridge Competition
Study Abroad Scholarship
Transfer Academic Achievement Scholarship
Transfer Academic Excellence Scholarship
Transfer Residential Life Scholarship
Wade McCree Scholarship
Wenrich Tuition Scholarship

EDUCATIONAL GRANTS AND SCHOLARSHIPS**GRANTS AND SCHOLARSHIPS**

1968 Football Scholarship
 A. Cramer Memorial Scholarship
 A.M Aguirre Memorial
 Abbott Laboratories Scholarship
 Abigail Smith Timme
 AFSCME Local 1609
 AITP Scholarship
 Alton/Evelyn Brayton Scholarship
 Alumni Association Legacy
 American Asoc. of HTG, REF and A/C Eng.
 American Foundation for Vision Awareness
 American Hotel Foundation Scholarship
 American Photo Marketing Scholarship
 American Professional Estimators Scholarship
 American Society for Quality Control Scholarship
 Amerikam Scholarship
 Amy Ament Award
 Andrea L. Warfield Memorial Endowed Scholarship
 Andrew Jeffrey Crim Justice
 Anne Szabunia Memorial Scholarship
 AOA Advantage Scholarship
 AOF Carl Zeiss Vision Fellowship
 Arab American Pharmacist Assoc.
 Architectural Metals
 Arnold & Carolyn Johnson Scholarship
 ASHP Student Leadership Award
 Atwell, LLC Surveying
 Automotive Aftermarket Industry Scholarship
 AWS - Detroit Scholarship
 AWS - District Eleven Scholarship
 AWS - Miami Scholarship
 AWS - National Named Scholarship
 AWS - Saginaw Scholarship
 AWS - West MI Scholarship
 AWS - Past Presidents Council Scholarship
 AWS - Resistance Welder Scholarship
 Bachelor of Integrative Studies
 Barbara Chapman International Study
 Barbara Reuther Memorial Nursing
 Barnes & Noble Scholarship
 BCI New OD Scholarship
 Bel-Aire HVACR Scholarship
 Big Rapids Garden Club Scholarship
 Bill & Lynne Scheible Scholarship
 Bingman Scholarship
 Biology Faculty/Staff
 Blanche Arnold Scholarship
 Board of Nursing Scholarship - MSN
 Board of Nursing Scholarship - RN
 Brian & Grace Brown Scholarship
 Brian Chapman Memorial PGM Scholarship
 Brian McDonald Scholarship
 Brian Tomczyk Memorial
 Brudy Memorial Pharmacy Scholarship
 Builders Exchange of GR & W. MI
 Bush Insurance Scholarship
 Business Student Assistance Scholarship
 C. Alan Tressler Memorial Scholarship Fund
 Call Family Scholarship
 Canadian Lakes Garden Club Scholarship
 Canadian Lakes Mecosta County Scholarship
 Canteen Services Inc. Scholarship
 CAS Dean's Legacy Annual Scholarship
 Cascade Engineering Annual Scholarship
 CCNA Certification Scholarship
 Charles & Dorothy Peterson
 Charles & Mary Bacon
 Charles G. Jehnzen Basketball Scholarship
 Charles Hampton Scholarship
 Charles/Kimberly Christmas Scholarship
 Charlotte Kiwanis Scholarship
 Charter Schools Office Scholarship
 Chase Plastic Scholarship
 CJ General Scholarship
 Clare & Patsy Johnson
 CLS - Clinical Lab Sciences Scholarship
 CM Industry Golf Outing Scholarship
 Coach Walton & Barbara Piggott
 College of Business Management Department
 College of Education Alumni Scholarship
 Construction Assoc/Don Purdie Mem Sch
 Construction Assoc/Rick Cianek
 Construction Mgmt industry
 Cory Myrie Memorial
 Criminal Justice Annual
 Cummings Scholarship
 Curtis Brown Scholarship
 CVS Pharmacy Award
 D. Edwards Intercollegiate Soccer
 Dacho & Ruth Dachoff
 Daniel Tyler Scholarship
 Daudi Book Scholarship
 David D. Whalen Scholarship
 David E. Hamilton Endowed
 David Pao International Scholarship
 David Prior Scholarship
 David R. Greer Surveying Engineering Scholarship
 David/Carol Drake Scholarship
 DECA Scholarship
 Dee Kap Memorial Scholarship
 Delta Tau/Lambda Chi Scholarship
 Dental Health Prof. Dental Hygiene Scholarship
 Diane Nix Memorial Scholarship
 Dick Brammer Scholarship
 Dick Dolack Excellence in Officiating Scholarship
 Dieter H. Weiss Award

GENERAL INFORMATION

EDUCATIONAL GRANTS AND SCHOLARSHIPS

Distinguished Zerocrats Scholarship
Doc Heeter Blueline Club
Doctor of Pharmacy Scholarship
Doke & Thomas Family Scholarship
Donald and E. Lyle Magee Scholarship
Donald Lowell
Donald Shreve Scholarship
Douglas Froelich Scholarship
Douglas Hagemann Scholarship
Dr. Adnan Dakkuri Pharmacy Scholarship
Dr. Gabriel Memorial End. Scholarship
Dr. Henry R. Racki OPT Scholarship
Dr. Henry Reitz End. Scholarship
Dr. Ian Mathison Endowed Scholarship
Dr. Jack Bennett Memorial Scholarship
Dr. Merrill R. Murray Memorial Scholarship
Dr. Walter Betts Memorial
Dr. William Sakalauskas Scholarship
Dr. William Sederburg Scholarship
Duane Bremer
Dykstra Scholarship
E-Commerce Marketing Scholarship
ECNS 115 Incentive Scholarship
Ed Harris Memorial Scholarship
Edward Griffin Memorial Teacher Education
Edwin/Barbara Courtright Scholarship
Elizabeth Claucherty
Elizabeth Keeney Scholarship
Ellen Haneline Memorial
Ensign Family Endw
Enterprise Book Scholarship
Erik & Mary Doke
EU Ability
Ewigleben Scholarship
Excellence in Optometry Scholarship
F.A. Muehlenbeck Scholarship
Faculty Spon. Stu Dev - A&S
Fairman Scholarship Fund
Falcone Memorial Scholarship
Family Fare Pharmacy Scholarship
Felpausch Pharmacy Scholarship
Fenn & Associates Surveying Scholarship
Ferris Academic Opportunity
Ferris Cares Opportunity 125
Ferris Foundation Need Based Scholarship
Ferris Foundation Opportunity Scholarship
Ferris Leach Annual Scholarship
Ferris State University Scholarship
Ferris/Jean Leach Scholarship
FFA/Russel Moffett Scholarship
Finishmaster Automotive Scholarship
First Robotics Scholarship
Fleet Mgmt
Fortune/Morlock Memorial Scholarship
Frances Friar Nursing Scholarship
Frank & Mildred Justin
Frank Karas Scholarship
Frank Marra Memorial Scholarship
Fred E. Taylor Endowed Scholarship
Fred Kellogg Scholarship
Frederick Broemer Award
Freudenberg NOK Scholarship
FSU Alumni & Friends Scholarship
FSU Alumni Softball Scholarship
FSU Dining Services Scholarship
FSU/GRCC Assist Annual Scholarship
FSU/GRCC Digital Animation & Game Design
FSU/GRCC Digital Media Software Engineering
FSU/GRCC Endowed Scholarship
FSU/GRCC Industrial Technology & Management
Fund Evaluation Group Scholarship
G Storm Memorial Technical Teacher Education
Gary & Jean Horn
Gary Cousineau - Hockey
Gary Waters Basketball Scholarship
Geff Reinke Endowed Scholarship
Gentex Corp
Geodetic Designs
George & Kathryn Menoutes Scholarship
George Bowlby Scholarship
George Holcomb Memorial Scholarship Fund
George Kossaras Scholarship
Gerace Construction Scholarship
German Language & Culture
Gilbert Cobb
Glen's Pharmacy Scholarship
GM Service Op Auto Tech Scholarship
Godfrey Parsons Scholarship
Gordon Kamstra Memorial Scholarship
GR New Car Dealers Scholarship
Grace Fleming R.N.
Gregory Dreuth Scholarship
H, I, & M Price
Hagerman Scholarship
Hammer's 4-C's Award
Harley Halsted Scholarship
Harper Wildern Pharmacy Scholarship
Harry Larson Memorial Scholarship
Harry Melling Memorial Scholarship
Harry Swartz Pharmacy Administration Award
Hashimi Dental Leadership Scholarship
Health Professions Dean's Student Award
Hedrick Assoc
Helen Bennett Memorial Scholarship
Helen Ferris Vartan Scholarship Fund
Helen Popovich Scholarship
Henry Tschappat Scholarship
Hicks Gridiron Scholarship
Hoexum Scholarship
Honorable John O'Brien Scholarship

EDUCATIONAL GRANTS AND SCHOLARSHIPS

Hospitality GALA-DECA Scholarship
 Hospitality Management Scholarship
 Howard Hulsman Scholarship
 HS Die Engineering, Inc.
 HURCO Engineering Scholarship
 Hurst Mechanical Inc. Scholarship
 HVACR - Htg. Vent, A/C, Ref. Engineering Scholarship
 Innovative Breakthrough SBM
 Insurance Program Annual Scholarship
 International Student Emergency Scholarship
 International Student Endowed
 J.N. Nelson Family Scholarship
 J.E. Johnson Skilled Trades
 J.P. Nelson
 Jack LeBarre Scholarship
 Jack Newcombe Scholarship
 James & Christine Jacobs
 James & Katy Moore - Heavy Equip
 James & Katy Moore - Surveying
 James & Nancy Walker
 James Bolthouse Memorial Scholarship
 James Shane Scholarship
 Janet Nash
 Japanese Parent's Textbook Scholarship
 Jenny Jacobs Softball Scholarship
 Jerry and Mary Ford Scholarship
 Jerry Moore Memorial PGM Scholarship
 Jessica Nagle-Wilson Scholarship
 Jim Ferrell Memorial Endowed Scholarship
 Jimmie & Marlene Rodgers
 Joan E. Totten
 Joan Nelson Scholarship
 Joan Reirson Draugalis Endowment
 John Celestino Endowed Scholarship
 John Christie Scholarship
 John Deere Foundation Scholarship
 John J. Wheeler Scholarship
 John Ladd
 John Newell Scholarship
 John P. Nelson Endowed Scholarship
 John R. Smith Memorial Endowed Leadership
 John Sebold Memorial Scholarship
 Jordan Scholarship
 Joseph Bishop Surveying Scholarship
 Joseph Juran Scholarship
 Joseph Sasaki Scholarship Fund
 Jourdain Scholarship
 Julia McCormick
 Junior Achievement Scholarship
 K-Mart Pharmacy Scholarship
 Karl Huffman
 Karlis K. Kazerovskis Scholarship
 Kathleen & Edward Lunt
 Kauzlarich/Campana Family
 Kearns Educational Award
 KEBS Incorporated Scholarship
 Ken Schmitigal
 Kendall Digital Media Scholarship
 Kenneth Spoerk Memorial Scholarship
 Khagendra Thapa K. Surveying Scholarship
 Korean Students Scholarship
 Kurt Hellthaler Memorial Scholarship
 L & J Keys Scholarship
 Labroff Scholarship
 Lang & Lit Annual
 Laverne Curtis Scholarship
 Leslie Osborn
 Lewis & Barrister-COE Dev
 Lewis & Lewis Surveying
 Long Scholarship
 Louis/Angeline Burg Scholarship
 Lula Coker Nash Scholarship
 Mahida Surveying Scholarship
 Marco Family Foundation Grant
 Marriot Golf Scholarship
 Martin J Wozniak End. Scholarship
 Mary Ann Hashimi Memorial Scholarship
 Mary C. Feint Surveying Scholarship
 Mary McCorriston Child Development
 Mary T. Creswell Scholarship
 Mathematics Faculty/Staff
 Mathison Fellowship Enw
 Mathison Legacy Endowed
 Matt Lichtle Scholarship
 Maude Bigford
 Maude Korstange Scholarship
 Mavcon "Ken Reinink" Construction Sch
 McKesson Med. Mgmt Dean's Scholarship
 McLoughlin Family Endowed Scholarship
 McNaughton/McKay Scholarship
 MCO Alumni Endowed Scholarship
 Mechanical Service Contractors of America
 Mecosta Cnty Med Center Aux
 Medicine Shoppe Scholarship
 Meijer Inc. Accountancy Scholarship
 Meijer Inc. Pre-Senior Scholarship Award
 MI Foundation for Vision Awareness & MCO
 1st Professional Year Optometry
 MI Garden Club fka Federated Garden Club
 MI Pharmacists A D PRFFLSM Award
 Michael/Joann Bigford Scholarship
 Michael/Paula Rushford Scholarship
 Michelle Robinson Scholarship
 Michigan Adjusters Association Scholarship
 Michigan Association Pipe Trades Scholarship
 Michigan Chapter Air/Cond Contractors Scholarship
 Michigan Mechanical Contractor Scholarship
 Michigan Office Solutions

GENERAL INFORMATION

EDUCATIONAL GRANTS AND SCHOLARSHIPS

Michigan Pharmacy Fund Scholarship
Michigan Printing Week Association Scholarship
Mid Michigan Pharmacists Association Scholarship
Midland Lions Club R. Maier Scholarship
Mike Shira Health Systems Management
Millard/Ida Quinlan Scholarship
Minnie Mould Marsh Endowed Scholarship
ML King/ALPHA PHI ALPHA Scholarship
ML King/Rosa Parks/KCP Future Faculty
Moore & Bruggink Incorporated Scholarship
Mylo Ragan Endowed Scholarship
NA Heat-Air Conditioners Scholarship
NACDS Dean's Scholarship
National Guard Scholarship
National Truck Equip Assoc
Norman & Helen Bennett
Northern Chapter MI Soc of Professional Surveyors
Northern Michigan Road Commission Scholarship
O.B. Davenport Scholarship
O'Brien, Quy Scholarship
Oakland Area Scholarship
Off-Campus Endowed Scholarship
Oldfield Family Educational
Opportunity Ferris Cares-A&S
Opportunity Ferris Cares-PHARM
Opportunity Ferris Cares-CAHS
Opportunity Ferris Cares-CEHS
Opportunity Ferris Cares-COB
Opportunity Ferris Cares-MCO
Order of Omega Beta Phi Annual Scholarship
Orville Hoffman Scholarship
Oswald Rossi Scholarship
Otto Kamptner Memorial Endowed Scholarship
Outer Drive Hospital Auxiliary Scholarship
Patricia & Edward Sammel
Patricia Berry Intensive English Scholarship
Paul E. Borton Memorial Scholarship
Paul Runyan Scholarship
Paul Winfred Owens Scholarship
PGA Diversity Scholarship
PGM Alumni Scholarship
PGM Scholarship
Pharmacists Mutual Scholarship Award
Pharmacy Alumni Scholarship
Pharmacy Dean's Scholarship
Phi Sigma Kappa Emerging Leader
Phy Science Fac/Staff
Plastics & Polymer Eng
Progressive Group Alliance Scholarship
PTM Scholarship
Puterbaugh Scholarship
Quality Air Annual
R & N Phelps Family
Rautiola PTM Scholarship
Raymond Kenyon Scholarship
Reed City FSU Distinguished Alumni Scholarship
Reginald/Vivian Sharkey Scholarship
RESPY Pharmacy Scholarship
Retail Contractors Assoc
Rettell Family Scholarship
Rex Dew Memorial Textbook Fund
Rhein Chemie Scholarship
Richard Hunter Scholarship
Richard Johnson Accountancy Scholarship
Richard Sturm Memorial
Richard Veazey
Rick Rodenhouse Memorial Scholarship
Rite-Aid Junior Scholarship Award
Robert & Barbara Martin
Robert & Frances Friar
Robert & Judith Scranton
Robert Brand Memorial Scholarship
Robert Brauer Award
Robert Buchdahl Memorial Award
Robert Burtch Scholarship
Robert Dougan Memorial
Robert Friar Grandchildren
Robert Hendricks Memorial Scholarship
Robert Tenney
Robert VanHoven Memorial Award
Robert Williams Scholarship
Robert/Jean Olson Scholarship
Roberta Teahen Univ. Center for Extended Learning
Roger/Debra Card Wildlife Scholarship
Rolland L. Hicks Endowed Scholarship
Ron Strohkirk
Rought Surveying Scholarship
Rowe Incorporated Scholarship
Ruby MacNeill Endowed Memorial
Rumsey Memorial Scholarship
Runners Memorial Scholarship
Russell & Avis Gerber Endowed Scholarship
Russell G. Merithew Scholarship
Ruth L. Shattuck Scholarship
Ryan Matthew Clark
Ryan McCandless Memorial
Samuels Family Annual
Sarangapani Mukundan
Scott Sanders
Scott Schultz Excellence Scholarship
Scott Whitener Memorial Scholarship
Searle Pharmacy Scholarship
Seifferlein/Lusk Golf Team
Sherman Throop Memorial Scholarship
Shopko Pharmacy Scholarship Award
Smith/Taylor/Malloy Scholarship
Social Work Emeriti & Fac
Society Of Mfg Eng - Chapter 11
Society Of Mfg Eng - Chapter 38
Stan Dean Memorial Endowed Scholarship
Stechschulze Printing & Imaging Technology
Stephen E Martin Memorial Award

EDUCATIONAL GRANTS AND SCHOLARSHIPS

Steven Brown Memorial Scholarship
Student Affairs Student Leadership
Student Ambassador Scholarship
Student Senator Scholarship
Susan Greene Memorial Scholarship
Susan Marie Edwards Scholarship
TAC Automotive Group Scholarship
Target Pharmacy Scholarship
Technology in Optometry Scholarship
Theodore Moss Jr
Theta Alpha Sigma Scholarship
Thomas Johnston
Thomas Reuther Scholarship
Thomas Sobota Memorial Scholarship
Tingley & Associates Scholarship
TJ Amick Memorial Endw– Kendall Scholarship
Todd & Tami Jacobs
Toyota Scholarship
Trevor Slot Memorial
TVP Silver Anniversary Scholarship
Upper Division Academic Scholarship
Upper Peninsula MPA Scholarship
Urban Land Consultants Scholarship
Vanderlaan Leadership Award
VG's Scholarship
Virginia Shepler Annual
Vision Service Plan Academic Scholarship
W. J. Stevenson Scholarship Fund
W.C. Judson Scholarship
W.S. Garrison Scholarship
Wal-Mart Optical Scholarship
Wal-Mart Pharmacy Scholarship
Wanda Butler Memorial Award
Walgreen Scholarship
Warren & Beverly Parker Scholarship Endowment
Weeks-Lakin Optometry Scholarship
Welding Competition Scholarship
Weller Family Annual
West MI Plumbers, Fitters, & Service Traders
West Michigan Credit Union Scholarship
West Michigan Mechanical Contractors Scholarship
Whitehead Memorial Scholarship
Wildern Family Scholarship
William & Marjorie Linebaugh
William Dengler
Willis J. Heyl Award in Pharmacognosy
Wm Donahue Voc. Music
WM Merle Morris Endowed Scholarship
1st Professional Year Optometry
Woolpert LLP Scholarship
Zakov Family Endowed Scholarship

GENERAL INFORMATION

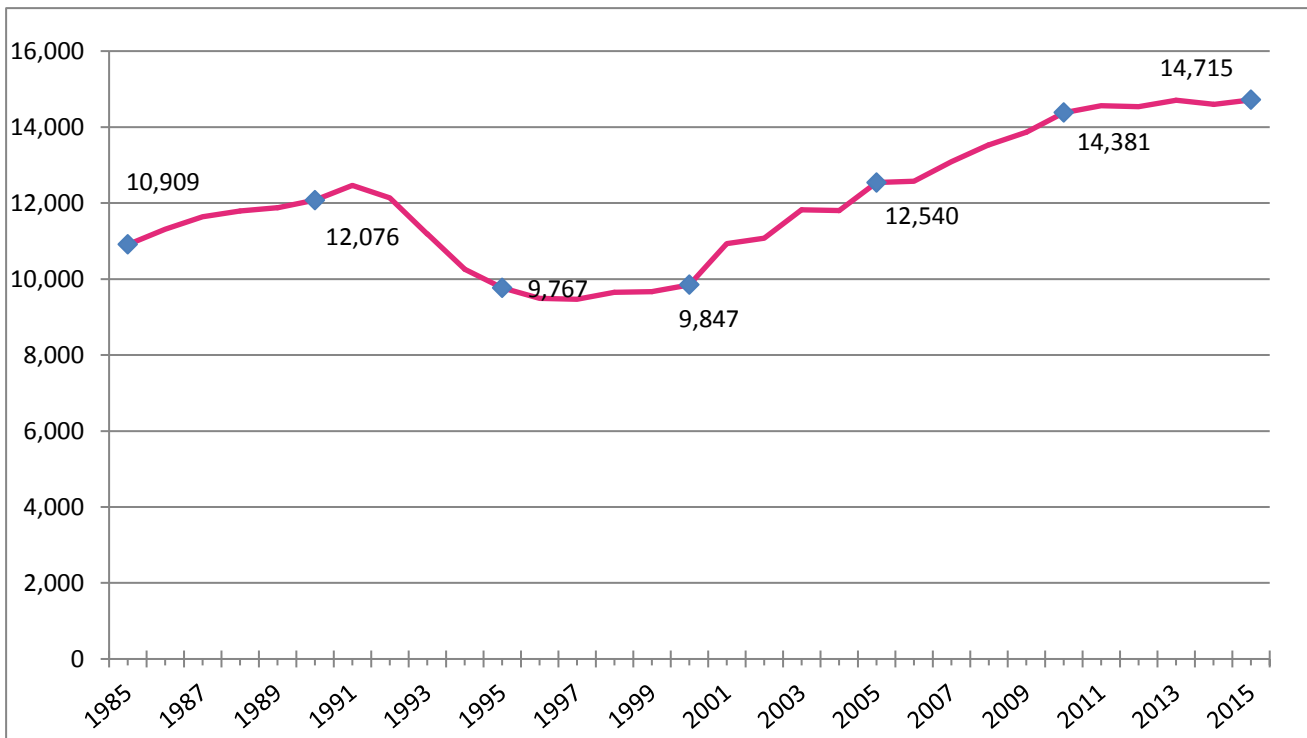
EDUCATIONAL GRANTS AND SCHOLARSHIPS

INSTITUTIONAL LOANS

A.G. Buchman Student Loan Fund
Abigail Timme Endowed Student Loan Fund
Addie and Earl Campbell Memorial Loan Fund
Alden W. Brown Student Loan Fund
Alma Lidell Tufveson Memorial Loan Fund
Al Pisa Pharmacy Student Emergency Loan
Alumni Student Loan Fund
Ansel C. Hook Memorial
Arthur E. Ormsbee Memorial Loan Fund
Asian Student Loan
Augusta Taisey Memorial Loan Fund
Bernice Behrens Student Assistance Fund
Carlisle Memorial Fund
Carlton G. Ferris Student Loan Fund
Charles E. Schell Foundation Loan Fund
Charles S. Neithercut Student Loan Fund
College of Business Memorial Loan Fund
David M. Denbrock Memorial Loan Fund
Dingman, William E. Loan
Discretionary Loan Fund
Donald Rankin Loan
Dr. Glenn Bond Memorial Loan Fund
Dr. Henry Lowsma Memorial Loan Fund
Dr. Ralph Pino Memorial Loan Fund
Drs. Leo and Peter Scholler Loan Fund
Earl H. McCormick Memorial Loan Fund
Fern & William Brown Loan Fund
Fern R. Holden Student Loan Fund
France Vedder Loan
Francis R. Piper Loan Fund
Frank Clark Loan
Fred W. Swan Memorial Student Assistance Fund
George Berden Loan
Geraldine MacGregor Loan Fund
Gerrit Masselink Memorial Loan Fund
Graphic Art Loan Fund
Heinonen Memorial Loan
Helena Paris Loan Fund
Herbert H. Martz Student Assistance Fund
 for Pharmacy Students
Jay Oviatt Pharmacy Student Loan Fund
Kappa Alpha Psi Loan
Kenneth Spoerk Memorial Loan Fund
Kuhlman/Greene Memorial Loan
Labroff Business Assistance Loan
Leon Bush Loan
Leon Probst Memorial Loan Fund
Lithocrafters and Bookcrafters Loan Fund
Louis Legg Loan
Lowell DeMoss Memorial Student Loan Fund
Lynn H. Cook Memorial Loan Fund
Lynn W. Cookson Loan Fund
M. Louis Fishman Memorial Loan Fund
Max E. Smith Memorial Loan Fund
MI Construction Equipment Dealer Loan
MI Federation of Women's Clubs Student Loan
MI Assoc. of Edu. Secretaries Memorial Loan Fund
Michigan Pest Control Loan
Morton Rehab Loan
Nancy Ingall Memorial Loan Fund
Northern Michigan Road Comm Assoc Loan Fund
Orville Plank Memorial Loan Fund
Perry Converse Loan
R H Pino Loan
Ralston M. Wylie Student Loan Fund
Raymond and Vida Sines Memorial Fund
Raymond W. Starr Student Loan Fund
Redman Agency Inc. Student Loan Fund
Regina L. Stevenson Holt Memorial Loan Fund
Richard J. and Marion Morley Memorial Loan Fund
Robert and Gertrude Burns Memorial Loan Fund
Roger Allen Student Assistance Fund
Ronald Cronk Loan
Ronald M. Solomon Memorial Loan Fund
Roy Alvarado Memorial Loan Fund
Roy Clark Vandercook Memorial Loan Fund
Rueben E. & Gertrude A. Trippensee Memorial Loan
Special Loan Fund
Steve Bordano Memorial Loan Fund
Townsend and Buttum, Inc. Student Loan Fund
United Migrants Loan
Victor Spathelf Loan
Walter Armbruster Memorial Loan Fund
Walter H. Gillette Memorial Loan Fund
Will Lane Pharmacy Student Assistance Fund
William C. Moore Memorial Loan Fund
William O. Wolfinger Memorial Loan Fund
Wolverine Club Student Loan Fund

ENROLLMENT

TOTAL HEADCOUNT ENROLLMENT

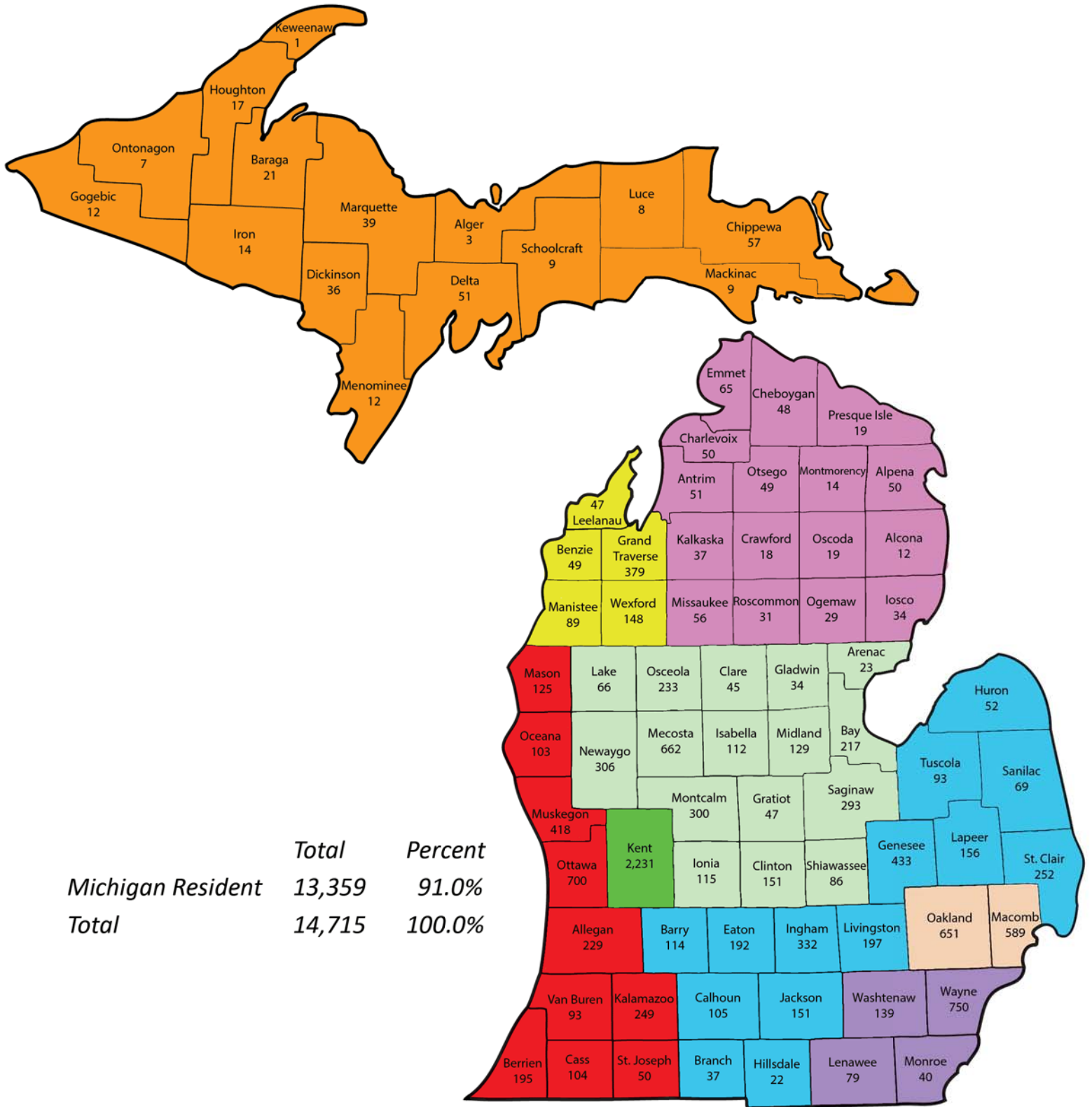


FALL ENROLLMENT 1985 - 2015

| | | | |
|-------------|--------|-------------|--------|
| 1985 | 10,909 | 2001 | 10,930 |
| 1986 | 11,310 | 2002 | 11,074 |
| 1987 | 11,643 | 2003 | 11,822 |
| 1988 | 11,792 | 2004 | 11,803 |
| 1989 | 11,878 | 2005 | 12,540 |
| 1990 | 12,076 | 2006 | 12,575 |
| 1991 | 12,461 | 2007 | 13,087 |
| 1992 | 12,134 | 2008 | 13,532 |
| 1993 | 11,188 | 2009 | 13,865 |
| 1994 | 10,258 | 2010 | 14,381 |
| 1995 | 9,767 | 2011 | 14,560 |
| 1996 | 9,495 | 2012 | 14,533 |
| 1997 | 9,468 | 2013 | 14,707 |
| 1998 | 9,651 | 2014 | 14,600 |
| 1999 | 9,668 | 2015 | 14,715 |
| 2000 | 9,847 | | |

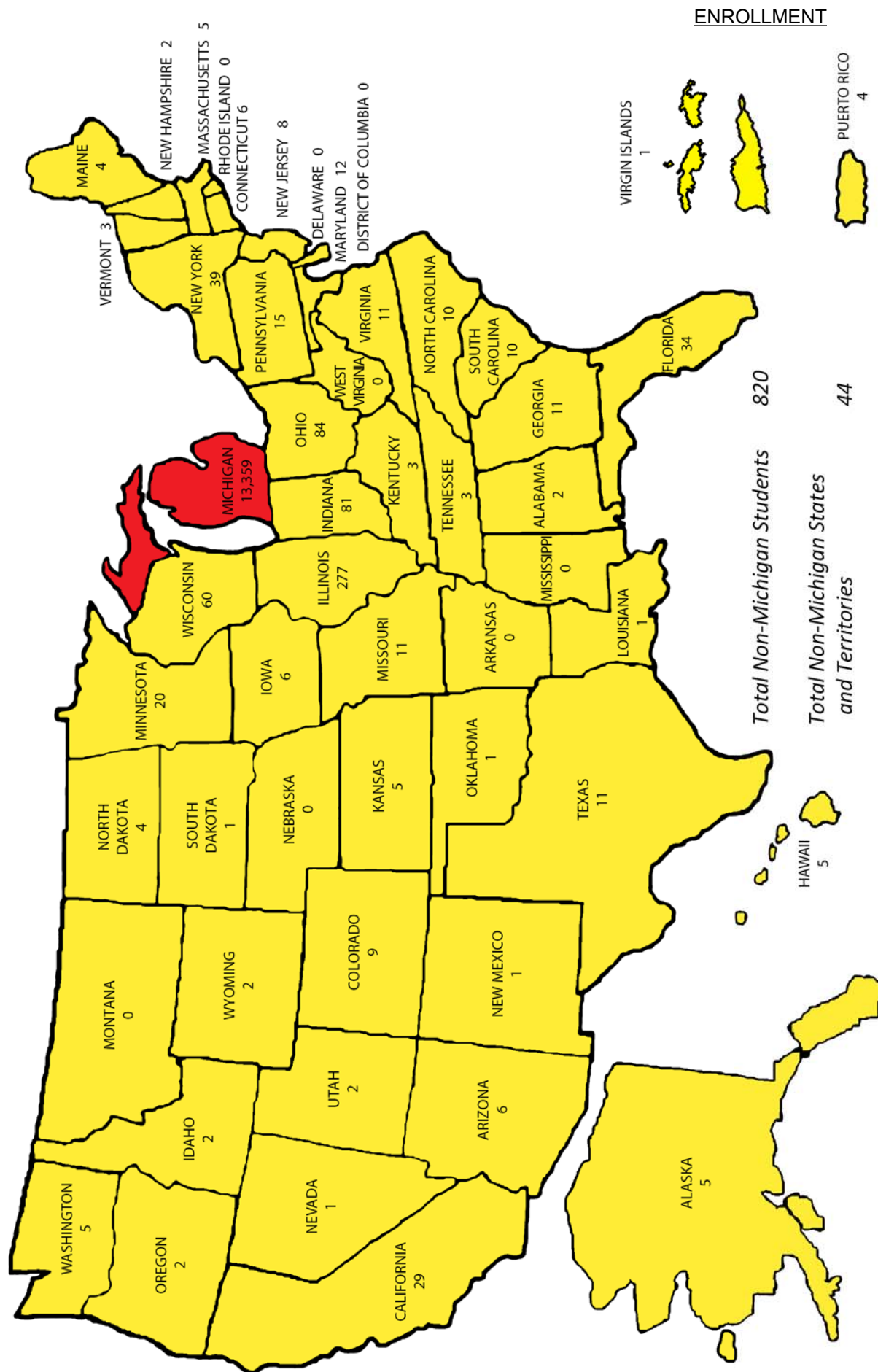
Source: Office of Institutional Research & Testing

FALL 2015 ENROLLMENT BY COUNTY



*Colors denote admissions counselors recruiting territories

FALL 2015 ENROLLMENT BY STATE



ENROLLMENT**FALL 2015 MICHIGAN ENROLLMENT BY COUNTY**

| | | | |
|----------------|-------|--------------|---------------|
| Alcona | 12 | Lake | 66 |
| Alger | 3 | Lapeer | 156 |
| Allegan | 229 | Leelanau | 47 |
| Alpena | 50 | Lenawee | 79 |
| Antrim | 51 | Livingston | 197 |
| Arenac | 23 | Luce | 8 |
| Baraga | 21 | Mackinac | 9 |
| Barry | 114 | Macomb | 589 |
| Bay | 217 | Manistee | 89 |
| Benzie | 49 | Marquette | 39 |
| Berrien | 195 | Mason | 125 |
| Branch | 37 | Mecosta | 662 |
| Calhoun | 105 | Menominee | 12 |
| Cass | 104 | Midland | 129 |
| Charlevoix | 50 | Missaukee | 56 |
| Cheboygan | 48 | Monroe | 40 |
| Chippewa | 57 | Montcalm | 300 |
| Clare | 45 | Montmorency | 14 |
| Clinton | 151 | Muskegon | 418 |
| Crawford | 18 | Newaygo | 306 |
| Delta | 51 | Oakland | 651 |
| Dickinson | 36 | Oceana | 103 |
| Eaton | 192 | Ogemaw | 29 |
| Emmet | 65 | Ontonagon | 7 |
| Genesee | 433 | Osceola | 233 |
| Gladwin | 34 | Oscoda | 19 |
| Gogebic | 12 | Otsego | 49 |
| Grand Traverse | 379 | Ottawa | 700 |
| Gratiot | 47 | Presque Isle | 19 |
| Hillsdale | 22 | Roscommon | 31 |
| Houghton | 17 | Saginaw | 293 |
| Huron | 52 | St. Clair | 252 |
| Ingham | 332 | St. Joseph | 50 |
| Ionia | 115 | Sanilac | 69 |
| Iosco | 34 | Schoolcraft | 9 |
| Iron | 14 | Shiawassee | 86 |
| Isabella | 112 | Tuscola | 93 |
| Jackson | 151 | Van Buren | 93 |
| Kalamazoo | 249 | Washtenaw | 139 |
| Kalkaska | 37 | Wayne | 750 |
| Kent | 2,231 | Wexford | 148 |
| Keweenaw | 1 | | |
| | | TOTAL | 13,359 |

Source: Office of Institutional Research & Testing

FALL 2015 ENROLLMENT BY STATE & BY COUNTRY

NON-MICHIGAN STUDENTS BY STATE AND TERRITORIES

| | | | | | | | |
|----------------------|----|---------------|-----|----------------|----|-------------------------------------|------------|
| Alabama | 2 | Illinois | 277 | Nebraska | 0 | Rhode Island | 0 |
| Alaska | 5 | Indiana | 81 | Nevada | 1 | South Carolina | 10 |
| Arizona | 6 | Iowa | 6 | New Hampshire | 2 | South Dakota | 1 |
| Arkansas | 0 | Kansas | 5 | New Jersey | 8 | Tennessee | 3 |
| California | 29 | Kentucky | 3 | New Mexico | 1 | Texas | 11 |
| Colorado | 9 | Louisiana | 1 | New York | 39 | Utah | 2 |
| Connecticut | 6 | Maine | 4 | North Carolina | 10 | Vermont | 3 |
| Delaware | 0 | Maryland | 12 | North Dakota | 4 | Virginia | 11 |
| District of Columbia | 0 | Massachusetts | 5 | Ohio | 84 | Virgin Islands | 1 |
| Florida | 34 | Minnesota | 20 | Oklahoma | 1 | Washington | 5 |
| Georgia | 11 | Mississippi | 0 | Oregon | 2 | West Virginia | 0 |
| Hawaii | 5 | Missouri | 11 | Pennsylvania | 15 | Wisconsin | 60 |
| Idaho | 2 | Montana | 0 | Puerto Rico | 4 | Wyoming | 2 |
| | | | | | | Unidentified | 6 |
| | | | | | | TOTAL | 820 |
| | | | | | | TOTAL STATES AND TERRITORIES | 44 |

FOREIGN STUDENTS BY COUNTRY

| | | | | | | | |
|----------------------|-------------------|-------------------------|-----------------|----------------------|------------------|-----------------------------|------------------|
| <u>Africa</u> | <u>27</u> | Oman | 2 | <u>Europe</u> | <u>25</u> | <u>North America</u> | <u>41</u> |
| Botswana | 7 | Malaysia | 2 | Albania | 0 | Bahamas | 1 |
| Congo | 0 | Pakistan | 2 | Austria | 0 | Barbados | 1 |
| Egypt | 2 | Russia | 2 | Belgium | 0 | British Virgin Islands | 1 |
| Ghana | 1 | Saudi Arabia | 205 | Croatia | 0 | Canada | 36 |
| Kenya | 0 | South Korea | 15 | Finland | 0 | Costa Rica | 0 |
| Mali | 0 | Sri Lanka | 1 | France | 2 | Jamaica | 1 |
| Nigeria | 16 | Taiwan | 1 | Germany | 6 | Mexico | 2 |
| South Africa | 0 | Tajikistan | 1 | Hungary | 1 | | |
| Sudan | 1 | Thailand | 4 | Iceland | 1 | <u>South America</u> | <u>3</u> |
| | | Turkey | 1 | Liechtenstein | 0 | Brazil | 2 |
| <u>Asia</u> | <u>431</u> | United Arab Emirates | 1 | Nepal | 0 | Colombia | 0 |
| Burma | 1 | Uzbekistan | 1 | Netherlands | 6 | Ecuador | 0 |
| China | 57 | Vietnam | 5 | Norway | 0 | Netherlands Antilles | 0 |
| Hong Kong | 2 | | | Spain | 1 | Venezuela | 1 |
| India | 121 | <u>Australia</u> | <u>3</u> | Sweden | 1 | | |
| Iran | 0 | Australia | 3 | United Kingdom | 7 | Unidentified | 5 |
| Japan | 4 | | | | | | |
| Kuwait | 3 | | | | | TOTAL | 536 |
| | | | | | | TOTAL COUNTRIES | 43 |

Source: Office of Institutional Research & Testing

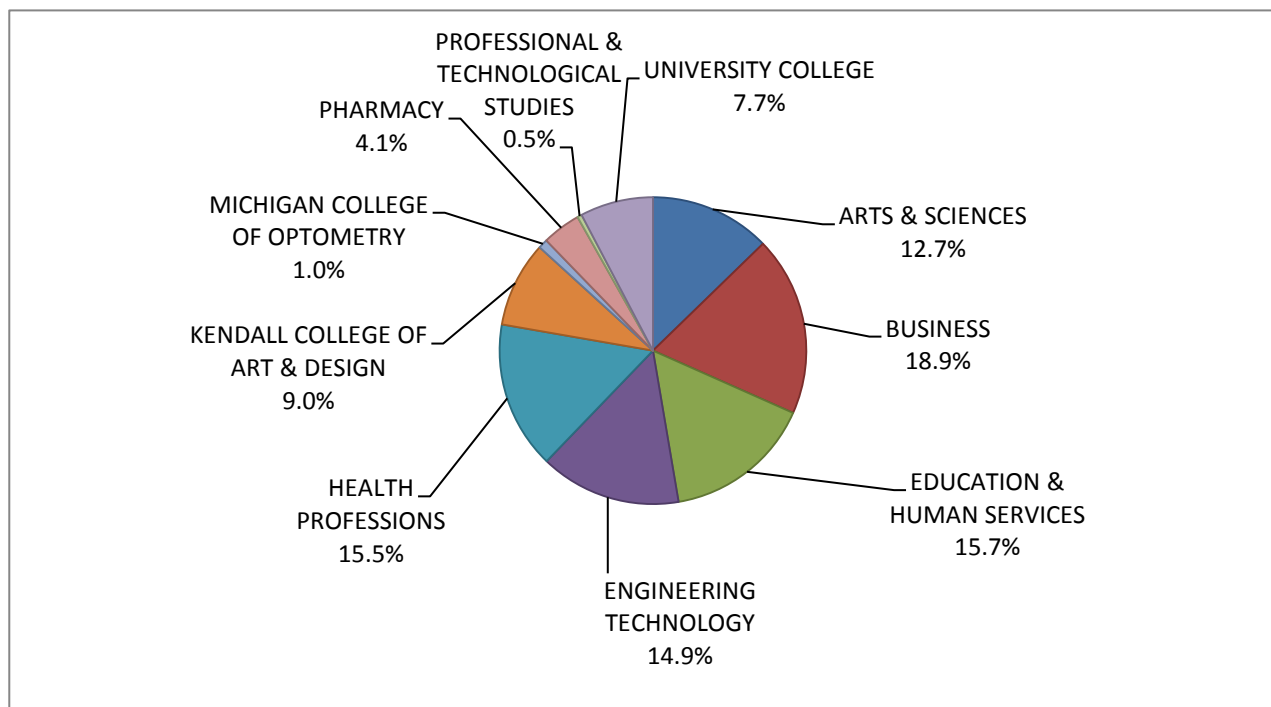
ENROLLMENT

**5-YEAR ENROLLMENT BY COLLEGE
FALL SEMESTER**

| <u>COLLEGE</u> | <u>2011-12</u> | <u>2012-13</u> | <u>2013-14</u> | <u>2014-15</u> | <u>2015-2016</u> |
|---------------------------------|-----------------------|-----------------------|-----------------------|-----------------------|-------------------------|
| ARTS & SCIENCES | 2,006 | 1,942 | 1,753 | 1,815 | 1,874 |
| BUSINESS | 2,634 | 2,700 | 2,777 | 2,736 | 2,784 |
| EDUCATION & HUMAN SERVICES | 2,294 | 2,238 | 2,277 | 2,283 | 2,306 |
| ENGINEERING TECHNOLOGY | 1,959 | 1,915 | 2,063 | 2,116 | 2,188 |
| HEALTH PROFESSIONS | 2,716 | 2,634 | 2,510 | 2,443 | 2,287 |
| KENDALL COLLEGE OF ART & DESIGN | 1,414 | 1,461 | 1,459 | 1,438 | 1,328 |
| MICHIGAN COLLEGE OF OPTOMETRY | 145 | 147 | 150 | 145 | 146 |
| PHARMACY | 529 | 562 | 588 | 574 | 598 |
| PROFESSIONAL & TECHNOLOGICAL | 298 | 303 | 59 | 67 | 70 |
| UNIVERSITY COLLEGE | 565 | 631 | 1,071 | 983 | 1,134 |
| TOTAL | 14,560 | 14,533 | 14,707 | 14,600 | 14,715 |

Source: Office of Institutional Research & Testing

**PERCENT OF STUDENTS BY COLLEGE
FALL SEMESTER 2015**

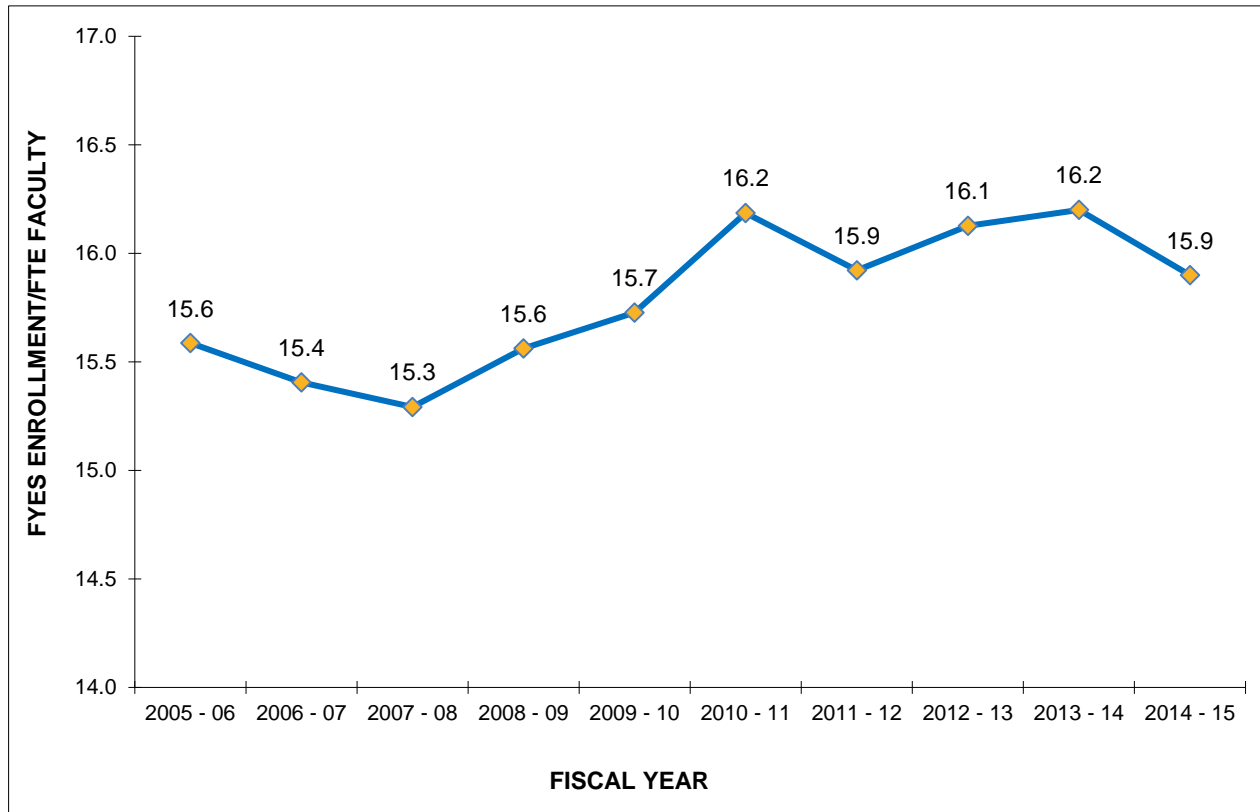


STUDENT ENROLLMENT BY COLLEGE

| | |
|--------------------------------------|---------------|
| ARTS & SCIENCES | 1,874 |
| BUSINESS | 2,784 |
| EDUCATION & HUMAN SERVICES | 2,306 |
| ENGINEERING TECHNOLOGY | 2,188 |
| HEALTH PROFESSIONS | 2,287 |
| KENDALL COLLEGE OF ART & DESIGN | 1,328 |
| MICHIGAN COLLEGE OF OPTOMETRY | 146 |
| PHARMACY | 598 |
| PROFESSIONAL & TECHNOLOGICAL STUDIES | 70 |
| UNIVERSITY COLLEGE | 1,134 |
| TOTAL | 14,715 |

Source: Office of Institutional Research & Testing

**FULL-YEAR EQUATED STUDENT (FYES) ENROLLMENT PER
FULL-TIME EQUATED (FTE) FACULTY
2005 - 06 to 2014 - 15**



STUDENT - FACULTY RATIO

| | <u>FYES</u> | <u>FTE</u> | <u>RATIO</u> |
|------------------|-------------|------------|--------------|
| 2005 - 06 | 11,063 | 709.78 | 15.6 |
| 2006 - 07 | 11,098 | 720.39 | 15.4 |
| 2007 - 08 | 11,392 | 744.96 | 15.3 |
| 2008 - 09 | 11,667 | 749.72 | 15.6 |
| 2009 - 10 | 11,791 | 749.75 | 15.7 |
| 2010 - 11 | 12,076 | 746.08 | 16.2 |
| 2011 - 12 | 12,215 | 767.17 | 15.9 |
| 2012 - 13 | 12,204 | 756.73 | 16.1 |
| 2013 - 14 | 12,142 | 747.53 | 16.2 |
| 2014 - 15 | 12,131 | 759.96 | 15.9 |

Source: State of Michigan HEIDI Database, Budget Office

ENROLLMENT SUMMARY FALL 2015

| | <u>FULL-TIME</u> | | <u>PART-TIME</u> | | <u>TOTAL</u> |
|--------------------------------|------------------|-----|------------------|-----|--------------|
| UNDERGRADUATE STUDENTS | 9,103 | 68% | 4,220 | 32% | 13,323 |
| GRADUATE STUDENTS | 219 | 38% | 359 | 62% | 578 |
| GRADUATE PROFESSIONAL PRACTICE | 733 | 99% | 11 | 1% | 744 |
| DOCTORATE STUDENTS | 67 | 96% | 3 | 4% | 70 |
| ALL STUDENTS | 10,122 | 69% | 4,593 | 31% | 14,715 |

| | <u>MEN</u> | | <u>WOMEN</u> | | <u>TOTAL</u> |
|-----------------|------------|-----|--------------|-----|--------------|
| TOTAL FULL-TIME | 5,105 | 50% | 5,017 | 50% | 10,122 |
| TOTAL PART-TIME | 1,869 | 41% | 2,724 | 59% | 4,593 |
| TOTALS | 6,974 | 47% | 7,741 | 53% | 14,715 |

| | <u>FALL 2013</u> | <u>FALL 2014</u> | <u>FALL 2015</u> |
|---------------------------------------|------------------|------------------|------------------|
| FTIAC'S * (First Time In Any College) | 2,644 | 1,959 | 1976 |
| DUAL ENROLLED CONTINUING ** | na | 146 | 132 |
| DUAL ENROLLED FTIAC ** | na | 452 | 526 |
| READMITS | 374 | 463 | 352 |
| TRANSFERS | 1,839 | 1,866 | 1,825 |
| CONTINUING | 9,831 | 9,698 | 9,891 |
| GUEST | 19 | 16 | 13 |
| TOTAL | 14,707 | 14,600 | 14,715 |

| <u>FRESHMEN</u> | <u>FALL 2013</u> | <u>FALL 2014</u> | <u>FALL 2015</u> |
|----------------------------------|------------------|------------------|------------------|
| APPLIED (completed applications) | 10,718 | 10,200 | 10,297 |
| ADMITTED | 8,135 | 7,999 | 8,050 |
| ENROLLED | 2,644 | 1,959 | 1,976 |
| RATIO of ENROLLED to ADMITTED | 0.33 | 0.25 | 0.25 |

| | <u>FALL 2013</u> | <u>FALL 2014</u> | <u>FALL 2015</u> |
|--------------------|------------------|------------------|------------------|
| TOTAL | 14,707 | 14,600 | 14,715 |
| ON-LINE | 896 | 983 | 988 |
| KENDALL | 1,459 | 1,438 | 1,328 |
| OFF CAMPUS | 2,193 | 2,222 | 2,183 |
| BIG RAPIDS | 10,159 | 9,957 | 10,216 |
| IN RESIDENCE HALLS | 2,990 | 2,737 | 2,757 |
| IN APARTMENTS | 408 | 422 | 453 |
| IN SUITES | 295 | 294 | 282 |
| COMMUTERS | 6,466 | 6,504 | 6,724 |

* Includes all students, F-T, P-T, degree-seeking and non-degree-seeking.

**Beginning Fall 2014 new breakout-Dual Enrolled Continuing and Dual Enrolled FTIACS (prior to F14 included in Continuing and FTIAC counts)

ENROLLMENT

ENROLLMENT SUMMARY BY COLLEGE
FALL 2015

ARTS & SCIENCES

| | <u>FULL-TIME</u> | | <u>PART-TIME</u> | | <u>TOTAL</u> |
|------------------------|------------------|-----|------------------|-----|--------------|
| UNDERGRADUATE STUDENTS | 1,570 | 87% | 238 | 13% | 1,808 |
| GRADUATE STUDENTS | 42 | 64% | 24 | 36% | 66 |
| ALL STUDENTS | 1,612 | 86% | 262 | 14% | 1,874 |

| | <u>MEN</u> | | <u>WOMEN</u> | | <u>TOTAL</u> |
|-----------------|------------|-----|--------------|-----|--------------|
| TOTAL FULL-TIME | 578 | 36% | 1,034 | 64% | 1,612 |
| TOTAL PART-TIME | 90 | 34% | 172 | 66% | 262 |
| TOTALS | 668 | 36% | 1,206 | 64% | 1,874 |

| | <u>FALL 2013</u> | <u>FALL 2014</u> | <u>FALL 2015</u> |
|---------------------------------------|------------------|------------------|------------------|
| FTIAC'S * (First Time In Any College) | 408 | 384 | 389 |
| READMITS | 40 | 43 | 42 |
| TRANSFERS | 143 | 152 | 181 |
| CONTINUING | 1,159 | 1,236 | 1,261 |
| GUEST | 3 | 0 | 1 |
| TOTAL | 1,753 | 1,815 | 1,874 |

| <u>FRESHMAN</u> | <u>FALL 2013</u> | <u>FALL 2014</u> | <u>FALL 2015</u> |
|-----------------|------------------|------------------|------------------|
| APPLIED | 1,917 | 2,175 | 2,174 |
| ADMITTED | 1,440 | 1,705 | 1,684 |

BUSINESS

| | <u>FULL-TIME</u> | | <u>PART-TIME</u> | | <u>TOTAL</u> |
|------------------------|------------------|-----|------------------|-----|--------------|
| UNDERGRADUATE STUDENTS | 1,712 | 67% | 860 | 33% | 2,572 |
| GRADUATE STUDENTS | 113 | 53% | 99 | 47% | 212 |
| ALL STUDENTS | 1,825 | 66% | 959 | 34% | 2,784 |

| | <u>MEN</u> | | <u>WOMEN</u> | | <u>TOTAL</u> |
|-----------------|------------|-----|--------------|-----|--------------|
| TOTAL FULL-TIME | 1,077 | 59% | 748 | 41% | 1,825 |
| TOTAL PART-TIME | 574 | 60% | 385 | 40% | 959 |
| TOTALS | 1,651 | 59% | 1,133 | 41% | 2,784 |

| | <u>FALL 2013</u> | <u>FALL 2014</u> | <u>FALL 2015</u> |
|---------------------------------------|------------------|------------------|------------------|
| FTIAC'S * (First Time In Any College) | 356 | 323 | 313 |
| READMITS | 76 | 78 | 59 |
| TRANSFERS | 406 | 372 | 366 |
| CONTINUING | 1,933 | 1,963 | 2,046 |
| GUEST | 6 | 0 | 0 |
| TOTAL | 2,777 | 2,736 | 2,784 |

| <u>FRESHMAN</u> | <u>FALL 2013</u> | <u>FALL 2014</u> | <u>FALL 2015</u> |
|-----------------|------------------|------------------|------------------|
| APPLIED | 1,816 | 1,724 | 1,676 |
| ADMITTED | 1,365 | 1,303 | 1,273 |

* Includes F-T and P-T FTIACS

Source: Office of Institutional Research & Testing

ENROLLMENT SUMMARY BY COLLEGE FALL 2015

EDUCATION & HUMAN SERVICES

| | <u>FULL-TIME</u> | | <u>PART-TIME</u> | | <u>TOTAL</u> |
|------------------------|------------------|-----|------------------|-----|--------------|
| UNDERGRADUATE STUDENTS | 1,315 | 61% | 840 | 39% | 2,155 |
| GRADUATE STUDENTS | 23 | 15% | 128 | 85% | 151 |
| ALL STUDENTS | 1,338 | 58% | 968 | 42% | 2,306 |

| | <u>MEN</u> | | <u>WOMEN</u> | | <u>TOTAL</u> |
|-----------------|------------|-----|--------------|-----|--------------|
| TOTAL FULL-TIME | 702 | 52% | 636 | 48% | 1,338 |
| TOTAL PART-TIME | 409 | 42% | 559 | 58% | 968 |
| TOTALS | 1,111 | 48% | 1,195 | 52% | 2,306 |

| | <u>FALL 2013</u> | <u>FALL 2014</u> | <u>FALL 2015</u> |
|---------------------------------------|------------------|------------------|------------------|
| FTIAC'S * (First Time In Any College) | 245 | 271 | 269 |
| READMITS | 58 | 75 | 55 |
| TRANSFERS | 412 | 425 | 407 |
| CONTINUING | 1,562 | 1,512 | 1,575 |
| GUEST | 0 | 0 | 0 |
| TOTAL | 2,277 | 2,283 | 2,306 |

| <u>FRESHMAN</u> | <u>FALL 2013</u> | <u>FALL 2014</u> | <u>FALL 2015</u> |
|-----------------|------------------|------------------|------------------|
| APPLIED | 1,348 | 1,304 | 1,326 |
| ADMITTED | 1,019 | 1,009 | 1,029 |

ENGINEERING TECHNOLOGY

| | <u>FULL-TIME</u> | | <u>PART-TIME</u> | | <u>TOTAL</u> |
|------------------------|------------------|-----|------------------|-----|--------------|
| UNDERGRADUATE STUDENTS | 1,783 | 81% | 405 | 19% | 2,188 |
| ALL STUDENTS | 1,783 | 81% | 405 | 19% | 2,188 |

| | <u>MEN</u> | | <u>WOMEN</u> | | <u>TOTAL</u> |
|-----------------|------------|-----|--------------|----|--------------|
| TOTAL FULL-TIME | 1,632 | 92% | 151 | 8% | 1,783 |
| TOTAL PART-TIME | 376 | 93% | 29 | 7% | 405 |
| TOTALS | 2,008 | 92% | 180 | 8% | 2,188 |

| | <u>FALL 2013</u> | <u>FALL 2014</u> | <u>FALL 2015</u> |
|---------------------------------------|------------------|------------------|------------------|
| FTIAC'S * (First Time In Any College) | 293 | 291 | 301 |
| READMITS | 45 | 64 | 56 |
| TRANSFERS | 263 | 241 | 256 |
| CONTINUING | 1,459 | 1,520 | 1,575 |
| GUEST | 3 | 0 | 0 |
| TOTAL | 2,063 | 2,116 | 2,188 |

| <u>FRESHMAN</u> | <u>FALL 2013</u> | <u>FALL 2014</u> | <u>FALL 2015</u> |
|-----------------|------------------|------------------|------------------|
| APPLIED | 1,038 | 1,090 | 1,104 |
| ADMITTED | 740 | 794 | 820 |

* Includes F-T and P-T FTIACS

Source: Office of Institutional Research & Testing

ENROLLMENT SUMMARY BY COLLEGE FALL 2015

HEALTH PROFESSIONS

| | <u>FULL-TIME</u> | | <u>PART-TIME</u> | | <u>TOTAL</u> |
|------------------------|------------------|------------|------------------|------------|--------------|
| UNDERGRADUATE STUDENTS | 1,238 | 57% | 944 | 43% | 2,182 |
| GRADUATE STUDENTS | 4 | 4% | 101 | 96% | 105 |
| ALL STUDENTS | 1,242 | 54% | 1,045 | 46% | 2,287 |

| | <u>MEN</u> | | <u>WOMEN</u> | | <u>TOTAL</u> |
|-----------------|------------|------------|--------------|------------|--------------|
| TOTAL FULL-TIME | 213 | 17% | 1,029 | 83% | 1,242 |
| TOTAL PART-TIME | 140 | 13% | 905 | 87% | 1,045 |
| TOTALS | 353 | 15% | 1,934 | 85% | 2,287 |

| | <u>FALL 2013</u> | <u>FALL 2014</u> | <u>FALL 2015</u> |
|---------------------------------------|------------------|------------------|------------------|
| FTIAC'S * (First Time In Any College) | 217 | 191 | 182 |
| READMITS | 110 | 150 | 98 |
| TRANSFERS | 256 | 272 | 236 |
| CONTINUING | 1,927 | 1,830 | 1,771 |
| GUEST | 0 | 0 | 0 |
| TOTAL | 2,510 | 2,443 | 2,287 |

| <u>FRESHMAN</u> | <u>FALL 2013</u> | <u>FALL 2014</u> | <u>FALL 2015</u> |
|-----------------|------------------|------------------|------------------|
| APPLIED | 1,471 | 1,255 | 1,236 |
| ADMITTED | 963 | 930 | 905 |

KENDALL COLLEGE OF ART & DESIGN

| | <u>FULL-TIME</u> | | <u>PART-TIME</u> | | <u>TOTAL</u> |
|------------------------|------------------|------------|------------------|------------|--------------|
| UNDERGRADUATE STUDENTS | 901 | 70% | 383 | 30% | 1,284 |
| GRADUATE STUDENTS | 37 | 84% | 7 | 16% | 44 |
| ALL STUDENTS | 938 | 71% | 390 | 29% | 1,328 |

| | <u>MEN</u> | | <u>WOMEN</u> | | <u>TOTAL</u> |
|-----------------|------------|------------|--------------|------------|--------------|
| TOTAL FULL-TIME | 278 | 30% | 660 | 70% | 938 |
| TOTAL PART-TIME | 116 | 30% | 274 | 70% | 390 |
| TOTALS | 394 | 30% | 934 | 70% | 1,328 |

| | <u>FALL 2013</u> | <u>FALL 2014</u> | <u>FALL 2015</u> |
|---------------------------------------|------------------|------------------|------------------|
| FTIAC'S * (First Time In Any College) | 445 | 159 | 131 |
| Dual Enrolled Continuing** | N/A | 67 | 53 |
| Dual Enrolled FTIAC's** | N/A | 157 | 129 |
| READMITS | 19 | 26 | 23 |
| TRANSFERS | 121 | 139 | 120 |
| CONTINUING | 872 | 876 | 863 |
| GUEST | 2 | 14 | 9 |
| TOTAL | 1,459 | 1,438 | 1,328 |

| <u>FRESHMAN</u> | <u>FALL 2013</u> | <u>FALL 2014</u> | <u>FALL 2015</u> |
|-----------------|------------------|------------------|------------------|
| APPLIED | 710 | 305 | 270 |
| ADMITTED | 464 | 232 | 175 |

* Includes F-T and P-T FTIACS

** Beginning Fall 2014 there are two new student types - Dual Enrolled FTIAC's and Dual Enrolled Continuing (these counts were previously in the FTIAC's and Continuing counts)

Source: Office of Institutional Research & Testing

ENROLLMENT SUMMARY BY COLLEGE FALL 2015

MICHIGAN COLLEGE OF OPTOMETRY

| | <u>FULL-TIME</u> | | <u>PART-TIME</u> | | <u>TOTAL</u> |
|--------------------------------|------------------|------|------------------|----|--------------|
| GRADUATE PROFESSIONAL PRACTICE | 146 | 100% | 0 | 0% | 146 |
| ALL STUDENTS | 146 | 100% | 0 | 0% | 146 |

| | <u>MEN</u> | | <u>WOMEN</u> | | <u>TOTAL</u> |
|-----------------|------------|-----|--------------|-----|--------------|
| TOTAL FULL-TIME | 67 | 46% | 79 | 54% | 146 |
| TOTAL PART-TIME | 0 | 0% | 0 | 0% | 0 |
| TOTALS | 67 | 46% | 79 | 54% | 146 |

| | <u>FALL 2013</u> | <u>FALL 2014</u> | <u>FALL 2015</u> |
|------------|------------------|------------------|------------------|
| TRANSFERS | 34 | 37 | 38 |
| CONTINUING | 116 | 108 | 108 |
| TOTAL | 150 | 145 | 146 |

| <u>PROFESSIONAL</u> | <u>FALL 2013</u> | <u>FALL 2014</u> | <u>FALL 2015</u> |
|-----------------------|------------------|------------------|------------------|
| APPLIED | 319 | 292 | 264 |
| ADMITTED ² | 55 | 54 | 61 |

PHARMACY

| | <u>FULL-TIME</u> | | <u>PART-TIME</u> | | <u>TOTAL</u> |
|--------------------------------|------------------|-----|------------------|----|--------------|
| GRADUATE PROFESSIONAL PRACTICE | 587 | 98% | 11 | 2% | 598 |
| ALL STUDENTS | 587 | 98% | 11 | 2% | 598 |

| | <u>MEN</u> | | <u>WOMEN</u> | | <u>TOTAL</u> |
|-----------------|------------|-----|--------------|-----|--------------|
| TOTAL FULL-TIME | 262 | 45% | 325 | 55% | 587 |
| TOTAL PART-TIME | 6 | 55% | 5 | 45% | 11 |
| TOTALS | 268 | 45% | 330 | 55% | 598 |

| | <u>FALL 2013</u> | <u>FALL 2014</u> | <u>FALL 2015</u> |
|------------|------------------|------------------|------------------|
| READMITS | 0 | 1 | 1 |
| TRANSFERS | 141 | 136 | 152 |
| CONTINUING | 445 | 437 | 445 |
| GUEST | 2 | 0 | 0 |
| TOTAL | 588 | 574 | 598 |

| <u>PROFESSIONAL</u> | <u>FALL 2013</u> | <u>FALL 2014</u> | <u>FALL 2015</u> |
|-----------------------|------------------|------------------|------------------|
| APPLIED | 663 | 458 | 468 |
| ADMITTED ² | 183 | 188 | 181 |

* Includes F-T and P-T FTIACS

¹ From Optomcas system

² From Pharmcas system

Source: Office of Institutional Research & Testing

**ENROLLMENT SUMMARY BY COLLEGE
FALL 2015**

PROFESSIONAL & TECHNOLOGICAL STUDIES

| | <u>FULL-TIME</u> | | <u>PART-TIME</u> | | <u>TOTAL</u> |
|--------------------|------------------|-----|------------------|----|--------------|
| DOCTORATE STUDENTS | 67 | 96% | 3 | 4% | 70 |
| ALL STUDENTS | 67 | 96% | 3 | 4% | 70 |

| | <u>MEN</u> | | <u>WOMEN</u> | | <u>TOTAL</u> |
|-----------------|------------|-----|--------------|-----|--------------|
| TOTAL FULL-TIME | 23 | 34% | 44 | 66% | 67 |
| TOTAL PART-TIME | 2 | | 1 | | 3 |
| TOTALS | 25 | 36% | 45 | 64% | 70 |

| | <u>FALL 2013</u> | <u>FALL 2014</u> | <u>FALL 2015</u> |
|---------------------------------------|------------------|------------------|------------------|
| FTIAC'S * (First Time In Any College) | 0 | 0 | 0 |
| READMITS | 0 | 0 | 0 |
| TRANSFERS | 0 | 0 | 0 |
| CONTINUING | 59 | 67 | 70 |
| GUEST | 0 | 0 | 0 |
| TOTAL | 59 | 67 | 70 |

| <u>FRESHMAN</u> | <u>FALL 2012</u> | <u>FALL 2013</u> | <u>FALL 2014</u> |
|-----------------|------------------|------------------|------------------|
| APPLIED | 52 | n/a | n/a |
| ADMITTED | 39 | n/a | n/a |

UNIVERSITY COLLEGE

| | <u>FULL-TIME</u> | | <u>PART-TIME</u> | | <u>TOTAL</u> |
|------------------------|------------------|-----|------------------|-----|--------------|
| UNDERGRADUATE STUDENTS | 584 | 51% | 550 | 49% | 1,134 |
| ALL STUDENTS | 584 | 51% | 550 | 49% | 1,134 |

| | <u>MEN</u> | | <u>WOMEN</u> | | <u>TOTAL</u> |
|-----------------|------------|-----|--------------|-----|--------------|
| TOTAL FULL-TIME | 273 | 47% | 311 | 53% | 584 |
| TOTAL PART-TIME | 156 | 28% | 394 | 72% | 550 |
| TOTALS | 429 | 38% | 705 | 62% | 1,134 |

| | <u>FALL 2013</u> | <u>FALL 2014</u> | <u>FALL 2015</u> |
|---------------------------------------|------------------|------------------|------------------|
| FTIAC'S * (First Time In Any College) | 680 | 340 | 391 |
| Dual Enrolled Continuing** | N/A | 79 | 79 |
| Dual Enrolled FTIAC's** | N/A | 295 | 397 |
| READMITS | 26 | 26 | 18 |
| TRANSFERS | 63 | 92 | 69 |
| CONTINUING | 299 | 149 | 177 |
| GUEST | 3 | 2 | 3 |
| TOTAL | 1,071 | 983 | 1,134 |

| <u>FRESHMAN</u> | <u>FALL 2013</u> | <u>FALL 2014</u> | <u>FALL 2015</u> |
|-----------------|------------------|------------------|------------------|
| APPLIED | 2,414 | 2,344 | 2,510 |
| ADMITTED | 2,015 | 2,024 | 2,164 |

* Includes F-T and P-T FTIACS

** Beginning Fall 2014 there are two new student types - Dual Enrolled FTIAC's and Dual Enrolled Continuing (these counts were previously in the FTIAC's and Continuing counts)

Source: Office of Institutional Research & Testing

COMPARATIVE FALL ENROLLMENT REPORT BY COLLEGE

| | <u>WOMEN</u> | <u>MEN</u> | <u>2015 TOTAL</u> | <u>2014 TOTAL</u> |
|---|--------------|--------------|-------------------|-------------------|
| ARTS & SCIENCES | 1,206 | 668 | 1,874 | 1,815 |
| Associate Degree | 378 | 223 | 601 | 560 |
| Bachelor Degree | 768 | 438 | 1,206 | 1,224 |
| Master's Degree | 58 | 7 | 65 | 31 |
| Certificate | 1 | 0 | 1 | 0 |
| Non-Degree Seeking Graduate | 1 | 0 | 1 | 0 |
| BUSINESS | 1,133 | 1,651 | 2,784 | 2,736 |
| Associate Degree | 206 | 209 | 415 | 454 |
| Bachelor Degree | 859 | 1,289 | 2,148 | 2,140 |
| Certificate | 15 | 13 | 28 | 19 |
| Master's Degree | 53 | 139 | 192 | 120 |
| Non-Degree Seeking Undergraduate | 0 | 1 | 1 | 3 |
| EDUCATION & HUMAN SERVICES | 1,195 | 1,111 | 2,306 | 2,283 |
| Associate Degree | 212 | 308 | 520 | 479 |
| Bachelor Degree | 884 | 735 | 1,619 | 1,631 |
| Certificate | 0 | 0 | 0 | 1 |
| Master's Degree | 75 | 60 | 135 | 138 |
| Non-Degree Seeking Certificate | 16 | 4 | 20 | 26 |
| Non-Degree Seeking Graduate | 8 | 4 | 12 | 8 |
| ENGINEERING TECHNOLOGY | 180 | 2,008 | 2,188 | 2,116 |
| Associate Degree | 91 | 868 | 959 | 843 |
| Bachelor Degree | 87 | 1,131 | 1,218 | 1,260 |
| Certificate | 2 | 9 | 11 | 12 |
| Non-Degree Seeking Undergraduate | 0 | 0 | 0 | 1 |
| HEALTH PROFESSIONS | 1,934 | 353 | 2,287 | 2,443 |
| Associate Degree | 523 | 80 | 603 | 576 |
| Bachelor Degree | 1,317 | 262 | 1,579 | 1,766 |
| Certificate | 1 | 0 | 1 | 1 |
| Master's Degree | 93 | 11 | 104 | 98 |
| Non-Degree Seeking Undergraduate | 0 | 0 | 0 | 2 |
| KENDALL | 934 | 394 | 1,328 | 1,438 |
| Bachelor Degree | 751 | 342 | 1,093 | 1,152 |
| Master's Degree | 30 | 14 | 44 | 46 |
| Non-Degree Seeking Special Programs | 4 | 5 | 9 | 16 |
| Non-Degree Seeking Undergraduate | 149 | 33 | 182 | 224 |
| OPTOMETRY | 79 | 67 | 146 | 145 |
| O.D. Degree | 79 | 67 | 146 | 145 |
| PHARMACY | 330 | 268 | 598 | 574 |
| Pharm D Degree | 330 | 268 | 598 | 574 |
| PROFESSIONAL & TECHNOLOGICAL STUDIES | 45 | 25 | 70 | 67 |
| Ed.D. Degree | 45 | 25 | 70 | 67 |
| UNIVERSITY COLLEGE | 705 | 429 | 1,134 | 983 |
| Associate Degree | 321 | 248 | 569 | 514 |
| Non-Degree Seeking Undergraduate | 384 | 181 | 565 | 469 |
| TOTAL | 7,741 | 6,974 | 14,715 | 14,600 |

Source: Office of Institutional Research & Testing

SCH/FTE/FYES

Student Credit Hours (SCH) Produced By Campus

| <u>STUDENT CREDIT HOURS</u> | <u>FALL 2013</u> | <u>FALL 2014</u> | <u>FALL 2015</u> | <u>% Δ '14 to '15</u> |
|------------------------------------|-------------------------|-------------------------|-------------------------|------------------------------|
| BIG RAPIDS | 124,675.5 | 122,926 | 122,921 | 0% |
| KENDALL | 15,121 | 15,169 | 14,069 | -7% |
| OFF CAMPUS | 14,286 | 14,117 | 13,938 | -1% |
| INTERNET | 13,101 | 14,241 | 15,758 | 11% |
| TOTAL | 167,183.5 | 166,453 | 166,686 | 0% |

Source: Office of Institutional Research and Testing

Student Credit Hours (SCH) Produced By Student Level

| Fall Semester | Undergraduate | Graduate | Professional Practice | Doctorate | Total |
|----------------------|----------------------|-----------------|------------------------------|------------------|--------------|
| 2011 | 152,885 | 2,859 | 11,009 | 312 | 167,065 |
| 2012 | 153,753 | 2,947 | 11,337 | 420 | 168,457 |
| 2013 | 152,513 | 2,614 | 11,644 | 413 | 167,184 |
| 2014 | 151,518 | 2,987 | 11,488 | 460 | 166,453 |
| 2015 | 150,114 | 4,127 | 11,968 | 477 | 166,686 |

Full-Time Equated Student (FTE) By Student Level

| Fall Semester | Undergraduate | Graduate | Professional Practice | Doctorate | Total |
|----------------------|----------------------|-----------------|------------------------------|------------------|--------------|
| 2011 | 10,192 | 238 | 674 | 39 | 11,143 |
| 2012 | 10,250 | 246 | 709 | 53 | 11,258 |
| 2013 | 10,168 | 218 | 738 | 52 | 11,176 |
| 2014 | 10,101 | 249 | 719 | 58 | 11,127 |
| 2015 | 10,008 | 344 | 744 | 60 | 11,156 |

Source: Office of Institutional Research and Testing

Full-Year Equated Student (FYES)

| Academic Year | FYES | Academic Year | FYES |
|----------------------|-------------|----------------------|-------------|
| 2005/06 | 11,063 | 2010/11 | 12,076 |
| 2006/07 | 11,098 | 2011/12 | 12,215 |
| 2007/08 | 11,392 | 2012/13 | 12,204 |
| 2008/09 | 11,667 | 2013/14 | 12,142 |
| 2009/10 | 11,791 | 2014/15 | 12,131 |

Source: State of Michigan HEIDI Database, Appendix A, Budget Office

**Ferris State University - Student Enrollment
Degree and Non-Degree Seeking
Fall 2011 - Fall 2015**

| | <u>Headcount</u> | <u>FTIAC</u> | <u>Transfer</u> | <u>FTE</u> |
|---------------------------|------------------|--------------|-----------------|------------|
| Fall 2015 | | | | |
| Degree Seeking | 13,925 | 1,958 | 1,792 | 10,936 |
| Non-Degree Seeking | 790 | 18 | 33 | 214 |
| Total | 14,715 | 1,976 | 1,825 | 11,150 |

| | | | | |
|---------------------------|--------|-------|-------|--------|
| Fall 2014 | | | | |
| Degree Seeking | 13,851 | 1,926 | 1,840 | 10,902 |
| Non-Degree Seeking | 749 | 33 | 26 | 225 |
| Total | 14,600 | 1959* | 1,866 | 11,127 |

| | | | | |
|---------------------------|--------|-------|-------|--------|
| Fall 2013 | | | | |
| Degree Seeking | 13,861 | 2,006 | 1,816 | 10,924 |
| Non-Degree Seeking | 846 | 638 | 23 | 252 |
| Total | 14,707 | 2,644 | 1,839 | 11,176 |

| | | | | |
|---------------------------|--------|-------|-------|--------|
| Fall 2012 | | | | |
| Degree Seeking | 13,943 | 2,135 | 1,780 | 11,051 |
| Non-Degree Seeking | 590 | 405 | 33 | 207 |
| Total | 14,533 | 2,540 | 1,813 | 11,258 |

| | | | | |
|---------------------------|--------|-------|-------|--------|
| Fall 2011 | | | | |
| Degree Seeking | 13,925 | 2,111 | 1,821 | 10,946 |
| Non-Degree Seeking | 635 | 445 | 47 | 197 |
| Total | 14,560 | 2,556 | 1,868 | 11,143 |

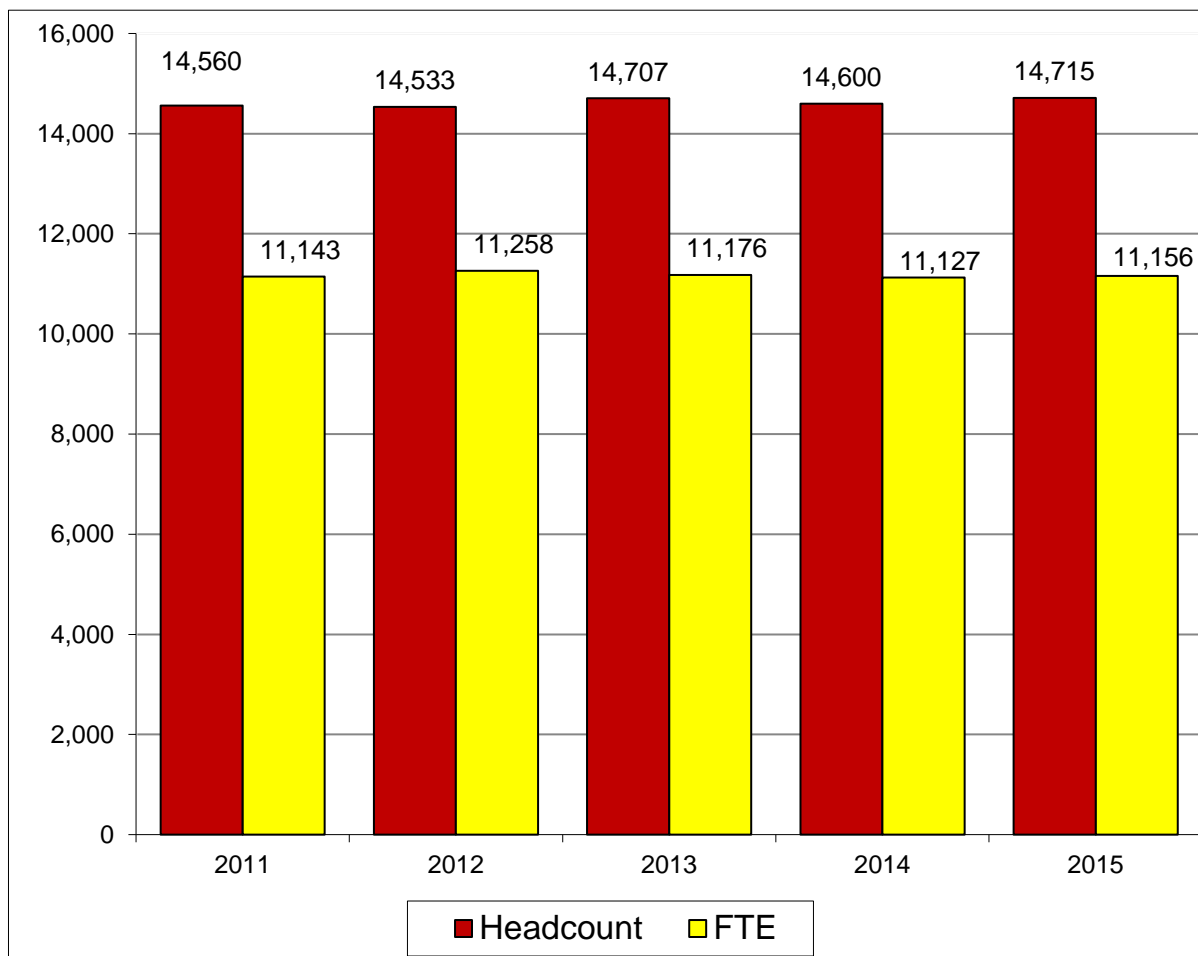
*Beginning Fall 2014 Dual Enrolled Students are not in the FTIAC count

COMPARATIVE FALL ENROLLMENT & STUDENT CREDIT HOUR (SCH) PRODUCTION BY SITE

| Student Headcount | | | | Student Credit Hours | | | |
|--|---------------------------|------------------|------------------|--|---------------------------|------------------|------------------|
| <i>Headcount based on where student enrolled</i> | | | | <i>SCH based on Course Credit Production</i> | | | |
| Student Site | | | | Course Section | | | |
| <u>Code</u> | <u>Site</u> | <u>Fall 2014</u> | <u>Fall 2015</u> | <u>Code</u> | <u>Site</u> | <u>Fall 2014</u> | <u>Fall 2015</u> |
| AG | Grand Rapids | 970 | 965 | AG | Grand Rapids | 7,120 | 6,895 |
| EA | Auburn Hills | 28 | 30 | EA | Auburn Hills | 244 | 197 |
| EF | Flint | 138 | 137 | EF | Flint | 761 | 895 |
| EG | Garden City | 32 | 25 | EG | Garden City | 280 | 259 |
| EH | Howell | 15 | 23 | EH | Howell | 84 | 132 |
| EL | Lansing | 207 | 198 | EL | Lansing | 1,244 | 1,059 |
| EM | Midland/University Center | 156 | 140 | EM | Midland/University Center | 882 | 800 |
| EP | Port Huron | 31 | 49 | EP | Port Huron | 233 | 352 |
| ER | Warren | 56 | 77 | ER | Warren | 136 | 335 |
| EU | Utica/Clinton Township | 44 | 39 | EU | Utica/Clinton Township | 200 | 173 |
| EW | Harper Woods | 59 | 70 | EW | Wayne | 415 | 512 |
| K | Kendall | 1,439 | 1,331 | K | Kendall | 15,169 | 14,117 |
| M | Main Big Rapids | 9,666 | 9,825.0 | M | Main Big Rapids | 122,270.5 | 122,224.5 |
| MB | Big Rapids/CPTS | 156 | 177 | MB | Big Rapids/CPTS | 14,241 | 15,625 |
| MG | Greenville/Sidney | 4 | 0 | MG | Greenville/Sidney | 0 | 35 |
| MX | Concurrent Enrollment | 134 | 211 | MX | Concurrent Enrollment | 428 | 748 |
| NA | Alpena | 2 | 2 | NA | Alpena | 0 | 0 |
| NP | Petoskey | 0 | 1 | NP | Petoskey | 0 | 0 |
| NS | Scottville | 29 | 31 | NS | Scottville | 108 | 116 |
| NT | Traverse City | 308 | 243 | NT | Traverse City | 1,852 | 1,599 |
| OL | Online | 983 | 988 | OL | Online | 0 | 0 |
| OS | Study Away | 0 | 0 | OS | Study Away | 228 | 34 |
| WB | Benton Harbor | 0 | 2 | WB | Benton Harbor | 0 | 0 |
| WD | Dowagiac | 111 | 117 | WD | Dowagiac | 456 | 508 |
| WH | Holland | 0 | 1 | WH | Holland | 0 | 0 |
| WM | Muskegon | 32 | 33 | WM | Muskegon | 102 | 71 |
| TOTAL | | 14,600 | 14,715.0 | TOTAL | | 166,453.0 | 166,686.0 |

Source: Office of Institutional Research & Testing

TOTAL FALL STUDENT HEADCOUNT COMPARED TO STUDENT FTE



| <u>Fall Semester</u> | <u>Student Headcount</u> | <u>Student FTE</u> |
|----------------------|--------------------------|--------------------|
| 2011 | 14,560 | 11,143 |
| 2012 | 14,533 | 11,258 |
| 2013 | 14,707 | 11,176 |
| 2014 | 14,600 | 11,127 |
| 2015 | 14,715 | 11,156 |

Source: Office of Institutional Research & Testing

COMPARATIVE FALL ENROLLMENT BY RACE/ETHNIC ORIGIN

| | 2014 TOTAL | | 2015 TOTAL | | DIFFERENCE |
|-------------------------------------|---------------|-----|---------------|-----|------------|
| AMERICAN INDIAN OR ALASKAN NATIVE | 78 | 1% | 76 | 1% | -2 |
| ASIAN | 207 | 1% | 187 | 1% | -20 |
| BLACK OR AFRICAN AMERICAN | 1,015 | 7% | 1,042 | 7% | 27 |
| HISPANIC OR LATINO | 556 | 4% | 696 | 5% | 140 |
| INTERNATIONAL | 439 | 3% | 536 | 4% | 97 |
| NATIVE HAWAIIAN OR PACIFIC ISLANDER | 7 | 0% | 10 | 0% | 3 |
| TWO OR MORE RACES | 442 | 3% | 452 | 2% | 10 |
| WHITE | 11,381 | 78% | 11,289 | 77% | -92 |
| UNREPORTED | 475 | 3% | 427 | 3% | -48 |
| TOTAL | 14,600 | | 14,715 | | 115 |

The following definitions are used in determining racial/ethnic designations.

American Indian or Alaskan Native:

A person having origins in any of the original peoples of North and South America (including Central America), and who maintains cultural identification through tribal affiliation or community attachment.

Asian:

A person having origins in any of the original peoples of the Far East, Southeast Asia, or the Indian Subcontinent including, for example, Cambodia, China, India, Japan, Korea, Malaysia, Pakistan, the Philippine Islands, Thailand, and Vietnam.

Black or African American:

A person having origins in any of the black racial groups of Africa.

Hispanic or Latino:

A person of Cuban, Mexican, Puerto Rican, Central or South American, or other Spanish culture or origin, regardless of race.

International:

A person who is not a citizen of the United States, and who is in this country on a temporary basis and does not have a right to remain indefinitely.

Native Hawaiian or Pacific Islander:

A person having origins in any of the original peoples of Hawaii, Guam, Samoa, or other Pacific Island.

White:

A person having origins in any of the original peoples of Europe, the Middle East, or North Africa.

Source: Office of Institutional Research & Testing

ETHNIC DISTRIBUTION BY COLLEGE FALL 2015

| <u>COLLEGE</u> | American Indian/ Native Alaskan | Asian | Black Or African American | Hispanic Or Latino | Int'l. | Native Hawaiian Or Pacific Islander | Two or More Races | White | Un- reported | Total |
|---------------------------------|--|------------|---------------------------------|-----------------------|------------|--|-------------------------|---------------|-----------------|---------------|
| <u>Arts & Sciences</u> | | | | | | | | | | |
| Female | 7 | 20 | 83 | 47 | 9 | 0 | 32 | 996 | 12 | 1,206 |
| Male | 2 | 19 | 51 | 31 | 13 | 0 | 21 | 524 | 7 | 668 |
| Total | 9 | 39 | 134 | 78 | 22 | 0 | 53 | 1,520 | 19 | 1,874 |
| <u>Business</u> | | | | | | | | | | |
| Female | 8 | 10 | 84 | 59 | 51 | 0 | 33 | 876 | 12 | 1,133 |
| Male | 13 | 19 | 90 | 72 | 132 | 4 | 47 | 1,244 | 30 | 1,651 |
| Total | 21 | 29 | 174 | 131 | 183 | 4 | 80 | 2,120 | 42 | 2,784 |
| <u>Education</u> | | | | | | | | | | |
| Female | 3 | 3 | 198 | 69 | 15 | 2 | 60 | 831 | 14 | 1,195 |
| Male | 5 | 9 | 126 | 67 | 10 | 0 | 43 | 836 | 15 | 1,111 |
| Total | 8 | 12 | 324 | 136 | 25 | 2 | 103 | 1,667 | 29 | 2,306 |
| <u>Engineering Tech.</u> | | | | | | | | | | |
| Female | 0 | 0 | 4 | 6 | 5 | 0 | 3 | 159 | 3 | 180 |
| Male | 10 | 15 | 51 | 66 | 144 | 0 | 38 | 1,658 | 26 | 2,008 |
| Total | 10 | 15 | 55 | 72 | 149 | 0 | 41 | 1,817 | 29 | 2,188 |
| <u>Health Professions</u> | | | | | | | | | | |
| Female | 13 | 24 | 88 | 55 | 13 | 1 | 46 | 1,666 | 28 | 1,934 |
| Male | 4 | 5 | 15 | 11 | 13 | 1 | 14 | 286 | 4 | 353 |
| Total | 17 | 29 | 103 | 66 | 26 | 2 | 60 | 1,952 | 32 | 2,287 |
| <u>Kendall</u> | | | | | | | | | | |
| Female | 4 | 16 | 24 | 55 | 39 | 1 | 36 | 739 | 20 | 934 |
| Male | 2 | 15 | 15 | 35 | 19 | 0 | 19 | 277 | 12 | 394 |
| Total | 6 | 31 | 39 | 90 | 58 | 1 | 55 | 1,016 | 32 | 1,328 |
| <u>Optometry</u> | | | | | | | | | | |
| Female | 0 | 2 | 0 | 2 | 0 | 0 | 2 | 60 | 13 | 79 |
| Male | 0 | 1 | 1 | 6 | 2 | 0 | 0 | 50 | 7 | 67 |
| Total | 0 | 3 | 1 | 8 | 2 | 0 | 2 | 110 | 20 | 146 |
| <u>Pharmacy</u> | | | | | | | | | | |
| Female | 2 | 6 | 5 | 9 | 14 | 0 | 3 | 178 | 113 | 330 |
| Male | 0 | 3 | 1 | 8 | 6 | 0 | 3 | 145 | 102 | 268 |
| Total | 2 | 9 | 6 | 17 | 20 | 0 | 6 | 323 | 215 | 598 |
| <u>Professional & Tech.</u> | | | | | | | | | | |
| Female | 0 | 0 | 8 | 1 | 0 | 0 | 0 | 35 | 1 | 45 |
| Male | 0 | 1 | 4 | 0 | 0 | 0 | 0 | 20 | 0 | 25 |
| Total | 0 | 1 | 12 | 1 | 0 | 0 | 0 | 55 | 1 | 70 |
| <u>University College</u> | | | | | | | | | | |
| Female | 2 | 15 | 112 | 68 | 19 | 1 | 29 | 455 | 4 | 705 |
| Male | 1 | 4 | 82 | 29 | 32 | 0 | 23 | 254 | 4 | 429 |
| Total | 3 | 19 | 194 | 97 | 51 | 1 | 52 | 709 | 8 | 1,134 |
| <u>University Totals</u> | | | | | | | | | | |
| Total Female | 39 | 96 | 606 | 371 | 165 | 5 | 244 | 6,255 | 220 | 7,741 |
| Total Male | 37 | 91 | 436 | 325 | 371 | 5 | 208 | 5,474 | 207 | 6,974 |
| Total | 76 | 187 | 1,042 | 696 | 536 | 10 | 452 | 11,729 | 427 | 14,715 |

Source: Office of Institutional Research & Testing

ENROLLMENT

FALL ENROLLMENT BY PROGRAM

| ARTS & SCIENCES | 2012/13 | | | 2013/14 | | | 2014/15 | | | 2015/16 | | |
|---|------------|----------|----------|------------|----------|----------|------------|----------|----------|------------|----------|----------|
| | ON | OFF | OL | ON | OFF | OL | ON | OFF | OL | ON | OFF | OL |
| BIOLOGY | | | | | | | | | | | | |
| Biology BA | 3 | | | 2 | | | 0 | | | 1 | | |
| Biology BS | 104 | | | 65 | | | 46 | | | 59 | | |
| Biology/Environmental Biology BS | 18 | | | 31 | | | 31 | | | 36 | | |
| Biology/Forensic Biology BS | 60 | | | 40 | | | 41 | | | 37 | | |
| Biology/Pre-Dentistry BS | 27 | | | 21 | | | 29 | | | 26 | | |
| Biology/Pre-Medicine BS | 68 | | | 83 | | | 84 | | | 79 | | |
| Biology/Pre-Optometry BS | 122 | | | 106 | | | 94 | | | 105 | | |
| Biology/Pre-Pharmacy BS | | | | 63 | | | 96 | | | 38 | | |
| Biology/Pre-Veterinary Medicine BS | 19 | | | 25 | | | 22 | | | 23 | | |
| Biotechnology BS | 34 | | | 41 | | | 49 | | | 44 | | |
| Pre-Physical Therapy BS | 41 | | | 51 | | | 44 | | | 45 | | |
| Pre-Science AS | 102 | | | 82 | | | 106 | | | 135 | | |
| <i>PROGRAM LOCATION TOTAL</i> | 598 | 0 | 0 | 610 | 0 | 0 | 642 | 0 | 0 | 628 | 0 | 0 |
| <i>DEPARTMENT TOTAL</i> | 598 | | | 610 | | | 642 | | | 628 | | |
| HUMANITIES | | | | | | | | | | | | |
| Applied Speech Communication AA | 3 | | | 8 | | | 10 | | | 22 | | |
| Applied Speech Communication BS | 34 | | | 45 | | | 39 | | | 39 | | |
| Communication BA | 14 | | | 12 | | | 7 | | | 3 | | |
| History BA | 27 | | | 20 | | | 20 | | | 18 | | |
| Sports Communication CERT | | | | 1 | | | 0 | | | 0 | | |
| Sports Communication BS | | | | | | | 4 | | | 25 | | |
| <i>PROGRAM LOCATION TOTAL</i> | 78 | 0 | 0 | 86 | 0 | 0 | 80 | 0 | 0 | 107 | 0 | 0 |
| <i>DEPARTMENT TOTAL</i> | 78 | | | 86 | | | 80 | | | 107 | | |
| LANGUAGES & LITERATURE | | | | | | | | | | | | |
| English BA | 25 | | | 24 | | | 21 | | | 20 | | |
| Journalism & Technical Communication BS | 11 | | | 9 | | | 20 | | | 12 | | |
| Liberal Arts AA | 14 | | | 16 | | | 14 | | | 12 | | |
| Pre-Arts AA | 7 | | | 9 | | | 5 | | | 1 | | |
| Pre-Technical Communications AA | 3 | | | 6 | | | 7 | | | 4 | | |
| Technical Writing CERT | | | | | | | | | | 1 | | |
| Technical & Professional Communication BS | 8 | 8 | | 6 | 6 | | 5 | 4 | | 7 | 1 | |
| <i>PROGRAM LOCATION TOTAL</i> | 68 | 8 | 0 | 70 | 6 | 0 | 72 | 4 | 0 | 57 | 1 | 0 |
| <i>DEPARTMENT TOTAL</i> | 76 | | | 76 | | | 76 | | | 58 | | |

FALL ENROLLMENT BY PROGRAM

| ARTS & SCIENCES | 2012/13 | | | 2013/14 | | | 2014/15 | | | 2015/16 | | |
|---|--------------|-----------|-----------|--------------|-----------|-----------|--------------|-----------|-----------|--------------|-----------|-----------|
| | ON | OFF | OL | ON | OFF | OL | ON | OFF | OL | ON | OFF | OL |
| MATHEMATICS | | | | | | | | | | | | |
| Actuarial Science | | | | | | | 8 | | | 22 | | |
| Applied Mathematics BS | 14 | | | 11 | | | 17 | | | 13 | | |
| Applied Mathematics/Actuarial Science BS | 25 | | | 31 | | | 22 | | | 10 | | |
| Applied Mathematics/Computer Science BS | 5 | | | 9 | | | 12 | | | 19 | | |
| Applied Mathematics/Industrial BS | | | | 1 | | | 0 | | | 0 | | |
| Applied Mathematics/Operation Research BS | 1 | | | 2 | | | 1 | | | 1 | | |
| Mathematics BA | 7 | | | 3 | | | 3 | | | 0 | | |
| Pre-Engineering AS | 4 | | | 3 | | | 2 | | | 5 | | |
| <i>PROGRAM LOCATION TOTAL</i> | 56 | 0 | 0 | 60 | 0 | 0 | 65 | 0 | 0 | 70 | 0 | 0 |
| <i>DEPARTMENT TOTAL</i> | 56 | | | 60 | | | 65 | | | 70 | | |
| PHYSICAL SCIENCES | | | | | | | | | | | | |
| Biochemistry BA | 9 | | | 6 | | | 7 | | | 8 | | |
| Chemistry BA | 33 | | | 26 | | | 26 | | | 26 | | |
| Industrial Chemistry Technology AAS | 1 | | | 1 | | | 0 | | | 0 | | |
| Pre-Mortuary Science AS | 5 | | | 6 | | | 6 | | | 3 | | |
| Pre-Optometry AS | | | | | | | 1 | | | 0 | | |
| Pre-Pharmacy AS | 435 | | | 350 | | | 335 | | | 339 | | |
| <i>PROGRAM LOCATION TOTAL</i> | 483 | 0 | 0 | 389 | 0 | 0 | 375 | 0 | 0 | 376 | 0 | 0 |
| <i>DEPARTMENT TOTAL</i> | 483 | | | 389 | | | 375 | | | 376 | | |
| SOCIAL SCIENCES | | | | | | | | | | | | |
| Master of Social Work MSW | | | | | | | 23 | 8 | | 53 | 12 | |
| Political Science BS | 21 | | | 22 | | | 27 | | | 19 | | |
| Pre-Law AA | 12 | | | 11 | | | 3 | | | 5 | | |
| Pre-Psychology AA | 32 | | | 39 | | | 35 | | | 35 | | |
| Pre-Public Administration AA | 2 | | | 4 | | | 1 | | | 1 | | |
| Pre-Social Work AA | 29 | | | 34 | | | 35 | | | 39 | | |
| Psychology BS | 134 | | | 123 | | | 126 | | | 132 | | |
| Social Work BSW | 137 | 53 | | 129 | 62 | | 155 | 65 | | 157 | 51 | |
| Sociology BA | 9 | | | 9 | | | 13 | | | 11 | | |
| <i>PROGRAM LOCATION TOTAL</i> | 376 | 53 | 0 | 371 | 62 | 0 | 418 | 73 | 0 | 452 | 63 | 0 |
| <i>DEPARTMENT TOTAL</i> | 429 | | | 433 | | | 491 | | | 515 | | |
| ARTS & SCIENCES | | | | | | | | | | | | |
| Fast Track* | 119 | 0 | | 51 | 9 | 39 | 42 | 3 | 41 | 63 | 2 | 54 |
| Integrative Studies BIS | 57 | 10 | 27 | 51 | 9 | 39 | 42 | 3 | 41 | 63 | 2 | 54 |
| Math/Science Technology Center | 4 | | | | | | | | | | | |
| Undeclared | | 5 | | | 0 | | | 0 | | 1 | 0 | |
| <i>PROGRAM LOCATION TOTAL</i> | 180 | 15 | 27 | 51 | 9 | 39 | 42 | 3 | 41 | 64 | 2 | 54 |
| <i>DEPARTMENT TOTAL</i> | 222 | | | 99 | | | 86 | | | 120 | | |
| <i>COLLEGE LOCATION TOTAL</i> | 1,839 | 76 | 27 | 1,637 | 77 | 39 | 1,694 | 80 | 41 | 1,754 | 66 | 54 |
| <i>COLLEGE TOTAL</i> | 1,942 | | | 1,753 | | | 1,815 | | | 1,874 | | |

* Fast Track moved to University College in Fall 2013.

Source: Office of Institutional Research & Testing

ENROLLMENT

FALL ENROLLMENT BY PROGRAM

| BUSINESS | 2012/ 13 | | | 2013/ 14 | | | 2014/ 15 | | | 2015/ 16 | | |
|---|------------|------------|----------|------------|------------|----------|------------|------------|----------|------------|------------|----------|
| | ON | OFF | OL | ON | OFF | OL | ON | OFF | OL | ON | OFF | OL |
| ACCOUNTING, FINANCE, & INFORMATION SYSTEMS | | | | | | | | | | | | |
| Accountancy AAS | 22 | | | 25 | | | 21 | | | 10 | | |
| Accountancy BS | 7 | 21 | | 16 | 2 | | 68 | 0 | | 80 | 65 | |
| Accountancy/Computer Info Systems BS | 5 | | | 11 | | | 9 | | | 14 | | |
| Accountancy/Finance BS | 38 | | | 26 | | | 22 | | | 28 | | |
| Accountancy/Professionally Directed BS | 21 | | | 15 | | | 4 | | | 0 | | |
| Accountancy/Public Accounting BS | 54 | 62 | | 55 | 74 | | 9 | 83 | | 0 | 0 | |
| Adv. Studies Business Intelligence CERT | | | | | | | | | | 1 | | |
| Adv. Studies Project Mgmt CERT | 1 | | | 1 | | | 1 | | | 5 | | |
| Computer Information Systems AAS | 13 | | | 13 | | | 12 | | | 26 | | |
| Computer Information Systems BB | | | | | | | | | | 1 | | |
| Computer Information Systems BS | 60 | 44 | | 68 | 46 | | 69 | 52 | | 55 | 55 | |
| Computer Information Technology BS | 36 | 39 | | 42 | 51 | | 47 | 49 | | 45 | 58 | |
| Finance BS | 28 | | | 37 | | | 38 | | | 43 | | |
| Finance/Corporate Accounting BS | 4 | | | 1 | | | 0 | | | 0 | | |
| Finance/Investment BS | 11 | | | 3 | | | 1 | | | 0 | | |
| Finance/Real Estate BS | 1 | | | 0 | | | 0 | | | 0 | | |
| Homeland Security Digital/Forensics CERT | | 0 | | | 0 | | | 0 | | | 1 | |
| Information Security & Intelligence BS | 46 | 93 | | 54 | 83 | | 59 | 80 | | 64 | 96 | |
| Information Security & Intelligence MISI | 11 | | | 34 | | | 53 | | | 124 | | |
| Master of Information Systems Management | 20 | | | 2 | | | 1 | | | 0 | | |
| Project Management CERT | 1 | | | 0 | | 2 | 0 | | | 0 | | |
| PROGRAM LOCATION TOTAL | 379 | 259 | 0 | 403 | 256 | 2 | 414 | 264 | 0 | 496 | 275 | 0 |
| DEPARTMENT TOTAL | 638 | | | 661 | | | 678 | | | 771 | | |

| | | | | | | | | | | | | |
|---|------------|------------|-----------|------------|------------|-----------|------------|------------|-----------|------------|------------|------------|
| MANAGEMENT | | | | | | | | | | | | |
| Advanced Study Mgt Tools CERT | 2 | | | 2 | | | 0 | | | 1 | | |
| Advanced Study Design/Innovation CERT | 3 | | | 5 | | | 12 | | | 12 | | |
| Advanced Studies Incident Response CERT | | | | | | | 1 | | | 1 | | |
| Business Admin w/ Professional Tracks BS | 27 | 103 | 3 | 25 | 106 | 14 | 19 | 113 | 19 | 13 | 120 | 29 |
| Business Administration BS | 200 | 266 | 11 | 219 | 262 | 28 | 198 | 230 | 32 | 199 | 208 | 53 |
| Business Administration w/ Legal Studies BS | 30 | | | 24 | | | 23 | | | 25 | | |
| Business Administration/Aviation BS | | 7 | | | 5 | | | 4 | | | 4 | |
| General Business AAS | 63 | | | 85 | | | 74 | | | 53 | | |
| Human Resource Management BS | 27 | 3 | | 17 | 7 | | 19 | 11 | | 31 | 13 | |
| Human Resource Management CERT | | 2 | | | 0 | | | 2 | | | 1 | 1 |
| Insurance & Risk Management BS | | | | 3 | | | 4 | | | 9 | | |
| International Business CERT | | | | | | | | | | | | 1 |
| Leadership and Supervision CERT | | | | | | | | 1 | | | 1 | 2 |
| Lean Systems CERT | | | | 1 | | | 0 | | | 1 | | |
| Legal Studies AAS | 11 | | | 10 | | | 19 | | | 20 | | |
| Management BS | 4 | | | 0 | | | 0 | | | 0 | | |
| Master of Business Administration | 55 | 1 | 44 | 43 | 0 | 44 | 39 | 0 | 27 | 36 | 0 | 32 |
| Operations & Supply Management BS | 19 | | | 22 | | | 28 | | | 29 | | |
| Operations & Supply Management BB | | | | | | | 2 | | | 0 | | |
| Pre-Business AAS | 73 | | | 52 | | | 47 | | | 44 | | |
| Small Business Management CERT | 1 | | | 0 | | | 0 | | | 0 | | |
| Supervision CERT | | | | 1 | | | 0 | | | 0 | | |
| PROGRAM LOCATION TOTAL | 515 | 382 | 58 | 509 | 380 | 86 | 485 | 361 | 78 | 474 | 347 | 118 |
| DEPARTMENT TOTAL | 955 | | | 975 | | | 924 | | | 939 | | |

FALL ENROLLMENT BY PROGRAM

| BUSINESS | 2012/ 13 | | | 2013/ 14 | | | 2014/ 15 | | | 2015/ 16 | | |
|---|------------|----------|----------|------------|----------|----------|------------|----------|----------|------------|----------|----------|
| | ON | OFF | OL | ON | OFF | OL | ON | OFF | OL | ON | OFF | OL |
| MARKETING | | | | | | | | | | | | |
| Advertising BS | 2 | | | 1 | | | 0 | | | 0 | | |
| Advertising/Integrative Marketing Comm BS | 47 | | | 55 | | | 49 | | | 51 | | |
| Business Data Analytics BS | 0 | | | 3 | | | 5 | | | 11 | | |
| E-Commerce CERT | | | 1 | | 1 | | | 0 | | | | 0 |
| Graphic Communication AAS | 9 | | | 19 | | | 16 | | | 10 | | |
| Graphic Design AAS | 98 | | | 98 | | | 107 | | | 89 | | |
| Graphic Design BS | 37 | | | 38 | | | 28 | | | 27 | | |
| Graphic Media Management BS | 11 | | | 25 | | | 25 | | | 22 | | |
| Healthcare Marketing | | | | | | | 6 | | | 8 | | |
| Marketing AAS | | | | 2 | | | 53 | | | 60 | | |
| Marketing BS | 126 | | | 123 | | | 145 | | | 149 | | |
| Pre-Marketing | 35 | | | 52 | | | 45 | | | 51 | | |
| Public Relations BS | 48 | | | 39 | | | 43 | | | 42 | | |
| PROGRAM LOCATION TOTAL | 413 | 0 | 1 | 455 | 0 | 1 | 522 | 0 | 0 | 520 | 0 | 0 |
| DEPARTMENT TOTAL | 414 | | | 456 | | | 522 | | | 520 | | |

| | | | | | | | | | | | | |
|--|------------|----------|----------|------------|-----------|----------|------------|-----------|----------|------------|-----------|----------|
| SPORTS, ENTERTAINMENT, & HOSPITALITY MANAGEMENT | | | | | | | | | | | | |
| Dietary & Food Service Management AAS | 10 | | | 6 | | | 3 | 2 | | 4 | 4 | |
| Culinary Mgmt CERT | 1 | | | 1 | | | 1 | | | 0 | | |
| Hospitality Management BS | | | | | | | | | | 9 | 11 | |
| Hotel Management BS | 7 | | | 12 | 11 | | 12 | 30 | | 10 | 26 | |
| Hotel Mgmt/Restaurant & Food Ind. Mgmt BS | 43 | 1 | | 33 | 8 | | 34 | 5 | | 30 | 1 | |
| Marketing/Professional Tennis BS | 11 | | | 1 | | | 0 | | | 0 | | |
| Music Industry Management BS | 203 | | | 194 | | | 160 | | | 154 | | |
| Pre-Hospitality AAS | | | | 3 | | | 7 | | | 6 | | |
| Pre-Music Industry Management AAS | 12 | | | 18 | | | 0 | | | 0 | | |
| Pre-Professional Golf Management BS | 14 | | | 16 | | | 8 | | | 3 | | |
| Pre-Professional Tennis Mgmt AAS | 18 | | | 11 | | | 15 | | | 11 | | |
| Professional Golf Management BS | 236 | | | 224 | | | 215 | | | 194 | | |
| Professional Tennis Management BS | 33 | | | 45 | | | 40 | | | 28 | | |
| Resort Management BS | 75 | | | 59 | | | 43 | | | 35 | | |
| Restaurant & Food Industry Mgmt AAS | 28 | | | 40 | | | 33 | | | 27 | | |
| Special Event/Meeting Planning | | | | | | | 1 | | | 0 | | |
| PROGRAM LOCATION TOTAL | 691 | 1 | 0 | 663 | 19 | 0 | 572 | 37 | 0 | 511 | 42 | 0 |
| DEPARTMENT TOTAL | 692 | | | 682 | | | 609 | | | 553 | | |

| | | | | | | | | | | | | |
|-------------------------------|----------|----------|----------|----------|----------|----------|----------|----------|----------|----------|----------|----------|
| BUSINESS | | | | | | | | | | | | |
| Undeclared | | 1 | | | 1 | | | 3 | | | 1 | |
| PROGRAM LOCATION TOTAL | 0 | 1 | 0 | 0 | 1 | 0 | 0 | 3 | 0 | 0 | 1 | 0 |
| DEPARTMENT TOTAL | 1 | | | 1 | | | 3 | | | 1 | | |

| | | | | | | | | | | | | |
|-------------------------------|--------------|------------|-----------|--------------|------------|-----------|--------------|------------|-----------|--------------|------------|------------|
| COLLEGE LOCATION TOTAL | 1,998 | 643 | 59 | 2,030 | 656 | 89 | 1,993 | 665 | 78 | 2,001 | 665 | 118 |
| COLLEGE TOTAL | 2,700 | | | 2,775 | | | 2,736 | | | 2,784 | | |

Source: Office of Institutional Research & Testing

ENROLLMENT

FALL ENROLLMENT BY PROGRAM

| EDUCATION & HUMAN SERVICES | 2012/13 | | | 2013/14 | | | 2014/15 | | | 2015/16 | | |
|---------------------------------------|-----------|----------|----------|-----------|----------|----------|----------|----------|----------|----------|----------|----------|
| | ON | OFF | OL | ON | OFF | OL | ON | OFF | OL | ON | OFF | OL |
| LEISURE STUDIES & WELLNESS | | | | | | | | | | | | |
| Recreation Leadership & Management BS | 41 | | | 15 | | | 6 | | | 1 | | |
| <i>PROGRAM LOCATION TOTAL</i> | 41 | 0 | 0 | 15 | 0 | 0 | 6 | 0 | 0 | 1 | 0 | 0 |
| <i>DEPARTMENT TOTAL</i> | 41 | | | 15 | | | 6 | | | 1 | | |

| | | | | | | | | | | | | |
|---|--------------|------------|----------|--------------|------------|----------|--------------|------------|----------|--------------|------------|----------|
| SCHOOL OF CRIMINAL JUSTICE | | | | | | | | | | | | |
| Criminal Justice BS | 258 | 590 | | 2 | 0 | | 0 | 0 | | 0 | 0 | |
| Criminal Justice Corrections BS | | | | 36 | | | 38 | | | 37 | | |
| Criminal Justice Generalist BS | | | | 96 | 592 | | 95 | 617 | | 94 | 605 | |
| Criminal Justice Law Enforcement BS | | | | 115 | | | 108 | | | 109 | 1 | |
| Master of Criminal Justice Administration | 35 | 27 | | 21 | 27 | | 24 | 31 | | 27 | 38 | |
| Pre-Criminal Justice AA | 367 | | | 373 | | | 380 | | | 390 | | |
| <i>PROGRAM LOCATION TOTAL</i> | 660 | 617 | 0 | 643 | 619 | 0 | 645 | 648 | 0 | 657 | 644 | 0 |
| <i>DEPARTMENT TOTAL</i> | 1,277 | | | 1,262 | | | 1,293 | | | 1,301 | | |

| | | | | | | | | | | | | |
|---|------------|------------|-----------|------------|------------|----------|------------|------------|-----------|------------|------------|-----------|
| SCHOOL OF EDUCATION | | | | | | | | | | | | |
| Adv. Studies Total Quality Mgmt CERT | | | | | | | | 1 | | | 0 | |
| Biology Education BS | 15 | 2 | | 12 | 3 | | 13 | 2 | | 12 | 1 | |
| Busn Mgmt Mktg Tech Teaching BS | 4 | | | 1 | | | 2 | | | 2 | | |
| Career & Technical Education MS | 25 | 21 | | 21 | 18 | | 21 | 14 | | 18 | 9 | |
| Certification CERT | 13 | 20 | | 5 | 16 | | 6 | 14 | | 5 | 7 | |
| Certification Elementary Education CERT | 1 | 6 | | 2 | 5 | | 1 | 3 | | 1 | 0 | |
| Certification Graduate CERT | 4 | 0 | | 0 | 0 | | 1 | 0 | | 2 | 2 | |
| Chemistry Education BS | 3 | | | 5 | | | 6 | | | 5 | | |
| Curriculum & Instruction M.Ed. | 60 | 33 | | 36 | 27 | | 21 | 18 | | 18 | 10 | |
| Early Childhood Education AAS | 23 | | | 21 | | | 25 | | | 24 | | |
| Early Childhood Education BS | 42 | 50 | | 45 | 47 | | 42 | 50 | | 43 | 42 | |
| Educational Leadership MS | 1 | | | 3 | | | 8 | 1 | | 11 | 4 | |
| Elementary Education BS | 153 | 124 | | 124 | 115 | | 112 | 126 | | 111 | 122 | |
| English Education BS | 23 | 1 | | 24 | 1 | | 23 | 2 | | 28 | 3 | |
| History Education BS | 33 | 2 | | 27 | 2 | | 14 | 2 | | 13 | 0 | |
| Mathematics Education BS | 30 | 8 | | 28 | 5 | | 33 | 4 | | 20 | 3 | |
| Political Science Education BS | 2 | | | 0 | | | 0 | | | 3 | | |
| Pre-Teaching Elementary AA | 21 | | | 26 | | | 31 | | | 23 | | |
| Pre-Teaching Secondary AA | 31 | | | 30 | | | 21 | | | 24 | | |
| Pro-Mo-TEd-Technical Education | | | 11 | | | 7 | | | 12 | | | 11 |
| Social Studies BS | 36 | 4 | | 35 | 5 | | 35 | 7 | | 31 | 11 | |
| Social Studies/Elementary BS | 0 | | | 0 | | | 5 | | | 6 | 3 | |
| Technical Education BS | 3 | 1 | 0 | 3 | 4 | 0 | 0 | 2 | 0 | 1 | 3 | 0 |
| <i>PROGRAM LOCATION TOTAL</i> | 523 | 272 | 11 | 448 | 248 | 7 | 420 | 246 | 12 | 401 | 220 | 11 |
| <i>DEPARTMENT TOTAL</i> | 806 | | | 703 | | | 678 | | | 632 | | |

FALL ENROLLMENT BY PROGRAM

| EDUCATION & HUMAN SERVICES | 2012/13 | | | 2013/14 | | | 2014/15 | | | 2015/16 | | |
|--|--------------|------------|-----------|--------------|--------------|----------|--------------|--------------|-----------|--------------|--------------|-----------|
| | ON | OFF | OL | ON | OFF | OL | ON | OFF | OL | ON | OFF | OL |
| TELEVISION AND DIGITAL MEDIA PRODUCTION | | | | | | | | | | | | |
| Television & Digital Media Production BS | 92 | | | 86 | | | 68 | | | 77 | | |
| Digital Animation & Game Design BAS* | | | | 164 | | | 186 | | | 16 | 176 | |
| Digital Media Software Engineering BAS* | | | | 29 | | | 1 | | | | 2 | |
| Digital Media Software Engineering BS | | | | | | | 20 | | | | 27 | |
| Pre-Digital Media | | | | | | | 22 | | | 59 | | |
| <i>PROGRAM LOCATION TOTAL</i> | 92 | 0 | 0 | 86 | 193 | 0 | 90 | 207 | 0 | 152 | 205 | 0 |
| <i>DEPARTMENT TOTAL</i> | 92 | | | 279 | | | 297 | | | 357 | | |
| EDUCATION & HUMAN SERVICES | | | | | | | | | | | | |
| Art Education CERT for BFA | 3 | | | 3 | | | 1 | | | 3 | | 0 |
| Undeclared Graduate | 12 | 7 | | 11 | 4 | | 3 | 5 | | 11 | 1 | |
| <i>PROGRAM LOCATION TOTAL</i> | 15 | 7 | 0 | 14 | 4 | 0 | 4 | 5 | 0 | 14 | 1 | 0 |
| <i>DEPARTMENT TOTAL</i> | 22 | | | 18 | | | 9 | | | 15 | | |
| <i>COLLEGE LOCATION TOTAL</i> | 1,331 | 896 | 11 | 1,206 | 1,064 | 7 | 1,165 | 1,106 | 12 | 1,225 | 1,070 | 11 |
| <i>COLLEGE TOTAL</i> | 2,238 | | | 2,277 | | | 2,283 | | | 2,306 | | |

* Moved from Professional and Technological Studies Fall 2013.

Source: Office of Institutional Research & Testing

ENROLLMENT

FALL ENROLLMENT BY PROGRAM

| ENGINEERING TECHNOLOGY | 2012/13 | | | 2013/14 | | | 2014/15 | | | 2015/16 | | |
|---|------------|----------|----------|------------|----------|----------|------------|----------|----------|------------|----------|----------|
| | ON | OFF | OL | ON | OFF | OL | ON | OFF | OL | ON | OFF | OL |
| ARCHITECTURAL TECHNOLOGY & FACILITY MANAGEMENT | | | | | | | | | | | | |
| Architectural Technology AAS | 67 | | | 62 | | | 56 | | | 56 | | |
| Architecture & Sustainability BS | 22 | | | 29 | | | 32 | | | 26 | | |
| Facilities Management BS | 32 | | | 29 | | | 29 | | | 22 | | |
| Facilities Management CERT | | | 7 | | | 6 | | | 9 | | | 7 |
| Pre-Architectural Sustainability BS | 3 | | | 1 | | | 0 | | | 0 | | |
| Pre-Architectural Technology AAS | 6 | | | 5 | | | 3 | | | 6 | | |
| Pre-Facilities Management BS | 6 | | | 2 | | | 3 | | | 4 | | |
| <i>PROGRAM LOCATION TOTAL</i> | 136 | 0 | 7 | 128 | 0 | 6 | 123 | 0 | 9 | 114 | 0 | 7 |
| <i>DEPARTMENT TOTAL</i> | 143 | | | 134 | | | 132 | | | 121 | | |

| | | | | | | | | | | | | |
|--|------------|-----------|----------|------------|-----------|----------|------------|-----------|-----------|------------|-----------|-----------|
| AUTOMOTIVE | | | | | | | | | | | | |
| Automotive Engineering Technology BS | 157 | | | 182 | | | 187 | | | 183 | | |
| Automotive Management BS | 53 | 12 | | 44 | 16 | 2 | 36 | 14 | 13 | 36 | 13 | 20 |
| Automotive Management (2+2) BS | | | | 1 | | | 2 | | | 1 | | |
| Automotive Service Technology AAS | 39 | | | 26 | | | 31 | | | 26 | | |
| Pre-Automotive Engineering Technology BS | 9 | | | 16 | | | 12 | | | 21 | | |
| Pre-Automotive Management BS | 0 | | | 5 | | | 8 | | | 5 | | |
| Pre-Automotive Service Technology AAS | 11 | | | 14 | | | 5 | | | 7 | | |
| <i>PROGRAM LOCATION TOTAL</i> | 269 | 12 | 0 | 288 | 16 | 2 | 281 | 14 | 13 | 279 | 13 | 20 |
| <i>DEPARTMENT TOTAL</i> | 281 | | | 306 | | | 308 | | | 312 | | |

| | | | | | | | | | | | | |
|---|------------|-----------|----------|------------|-----------|----------|------------|-----------|----------|------------|-----------|----------|
| CONSTRUCTION TECHNOLOGY & MANAGEMENT | | | | | | | | | | | | |
| Advanced Construction Management CERT | | 1 | | | 1 | | | 0 | | | 0 | |
| Building Construction Technology AAS | 13 | | | 15 | | | 18 | | | 75 | | |
| Civil Engineering Technology AAS | 9 | | | 9 | | | 14 | | | 20 | | |
| Construction Administration CERT | | | | | 1 | | | 1 | | 1 | 0 | |
| Construction Management BS | 166 | 19 | | 162 | 29 | | 153 | 17 | | 110 | 33 | |
| Pre-Building Construction Technology AAS | 6 | | | 5 | | | 3 | | | 6 | | |
| Pre-Civil Engineering Technology AAS | 1 | | | 0 | | | 0 | | | 2 | | |
| Pre-Construction Management BS | 5 | | | 1 | | | 6 | | | 3 | | |
| <i>PROGRAM LOCATION TOTAL</i> | 200 | 20 | 0 | 192 | 31 | 0 | 194 | 18 | 0 | 217 | 33 | 0 |
| <i>DEPARTMENT TOTAL</i> | 220 | | | 223 | | | 212 | | | 250 | | |

| | | | | | | | | | | | | |
|--|------------|----------|----------|------------|----------|----------|------------|----------|----------|------------|----------|----------|
| ELECTRONICS/CNS | | | | | | | | | | | | |
| Computer Networks & Systems BS | 45 | | | 39 | | | 34 | | | 30 | | |
| Electrical/Electronics Engineering Tech BS | 29 | | | 37 | | | 53 | | | 48 | | |
| Industrial Electronics Technology AAS | 35 | | | 52 | | | 58 | | | 59 | | |
| Pre-Computer Networks & Systems BS | 5 | | | 3 | | | 3 | | | 0 | | |
| Pre-Electrical/Electronics Eng Tech BS | 2 | | | 8 | | | 6 | | | 4 | | |
| Pre-Industrial Electronics Technology AAS | 5 | | | 9 | | | 7 | | | 3 | | |
| <i>PROGRAM LOCATION TOTAL</i> | 121 | 0 | 0 | 148 | 0 | 0 | 161 | 0 | 0 | 144 | 0 | 0 |
| <i>DEPARTMENT TOTAL</i> | 121 | | | 148 | | | 161 | | | 144 | | |

| | | | | | | | | | | | | |
|-----------------------------------|-----------|----------|----------|-----------|----------|----------|-----------|----------|----------|-----------|----------|----------|
| ENERGY SYSTEMS | | | | | | | | | | | | |
| Energy Systems Engineering BS | 16 | | | 18 | | | 16 | | | 8 | | |
| Pre-Energy Systems Engineering BS | 5 | | | 4 | | | 2 | | | 6 | | |
| <i>PROGRAM LOCATION TOTAL</i> | 21 | 0 | 0 | 22 | 0 | 0 | 18 | 0 | 0 | 14 | 0 | 0 |
| <i>DEPARTMENT TOTAL</i> | 21 | | | 22 | | | 18 | | | 14 | | |

FALL ENROLLMENT BY PROGRAM

| ENGINEERING TECHNOLOGY | 2012/13 | | | 2013/14 | | | 2014/15 | | | 2015/16 | | |
|--|------------|----------|----------|------------|----------|----------|------------|----------|----------|------------|----------|----------|
| | ON | OFF | OL | ON | OFF | OL | ON | OFF | OL | ON | OFF | OL |
| HEAVY EQUIPMENT | | | | | | | | | | | | |
| Heavy Equipment Service Engineering BS | 34 | | | 37 | | | 34 | | | 27 | | |
| Pre-Heavy Equipment Service Eng. Tech BS | 1 | | | 1 | | | 0 | | | 1 | | |
| Heavy Equipment Technology AAS | 74 | | | 61 | | | 69 | | | 73 | | |
| Pre-Heavy Equipment Technology AAS | 2 | | | 6 | | | 5 | | | 2 | | |
| <i>PROGRAM LOCATION TOTAL</i> | 111 | 0 | 0 | 105 | 0 | 0 | 108 | 0 | 0 | 103 | 0 | 0 |
| <i>DEPARTMENT TOTAL</i> | 111 | | | 105 | | | 108 | | | 103 | | |

| HVACR | | | | | | | | | | | | |
|-------------------------------------|------------|----------|-----------|------------|----------|-----------|------------|----------|-----------|------------|----------|-----------|
| HVACR Engineering Technology BS | 74 | | 69 | 80 | | 73 | 5 | | 4 | 6 | | 0 |
| HVACR Eng. Tech. & Energy Mgmt. BS | | | | 4 | | | 54 | | 69 | 32 | | 59 |
| HVACR Technology AAS | 65 | | | 60 | | | 58 | | | 59 | | |
| Pre-HVACR Engineering Technology BS | 5 | | | 1 | | | 1 | | | 4 | | |
| Pre-HVACR Technology AAS | 7 | | | 6 | | | 2 | | | 6 | | |
| <i>PROGRAM LOCATION TOTAL</i> | 151 | 0 | 69 | 151 | 0 | 73 | 120 | 0 | 73 | 107 | 0 | 59 |
| <i>DEPARTMENT TOTAL</i> | 220 | | | 224 | | | 193 | | | 166 | | |

| MANUFACTURING ENGINEERING TECHNOLOGY | | | | | | | | | | | | |
|---|------------|-----------|----------|------------|------------|----------|------------|------------|----------|------------|------------|----------|
| Industrial Technology & Mgmt BAS* | | | | | 53 | | | 69 | | | 79 | |
| Manufacturing Engineering Technology BS | 26 | 45 | | 22 | 51 | | 26 | 52 | | 43 | 54 | |
| Manufacturing Technology AAS | 4 | | | 0 | | | 50 | | | 54 | | |
| Manufacturing Tooling Technology AAS | 30 | | | 39 | | | 1 | | | 0 | | |
| Pre-Manufacturing Engineering BS | 2 | | | 7 | | | 24 | | | 19 | | |
| Pre-Manufacturing Tooling Technology AAS | 0 | | | 3 | | | 0 | | | 4 | | |
| Quality Engineering Technology BS | | 16 | | | 11 | | | 4 | | | 0 | |
| Quality Technology CERT | | 0 | | | 0 | | | 1 | | 1 | 1 | |
| <i>PROGRAM LOCATION TOTAL</i> | 62 | 61 | 0 | 71 | 115 | 0 | 101 | 126 | 0 | 121 | 134 | 0 |
| <i>DEPARTMENT TOTAL</i> | 123 | | | 186 | | | 227 | | | 255 | | |

| MECHANICAL DESIGN | | | | | | | | | | | | |
|---|------------|-----------|----------|------------|-----------|----------|------------|-----------|----------|------------|-----------|----------|
| CAD Drafting & Tool Design Technology AAS | 41 | | | 36 | | | 42 | | | 31 | | |
| Mechanical Engineering Technology AAS | 101 | | | 114 | | | 132 | | | 141 | | |
| Mechanical Engineering Technology BS | 41 | | | 48 | | | 46 | | | 60 | | |
| Pre-CAD Drafting & Tool Design AAS | 4 | | | 2 | | | 2 | | | 2 | | |
| Pre-Mechanical Engineering Tech. AAS | 10 | | | 11 | | | 7 | | | 9 | | |
| Pre-Mechanical Engineering Technology BS | 7 | | | 9 | | | 9 | | | 8 | | |
| Pre-Product Design Engineering BS | 4 | | | 3 | | | 7 | | | 3 | | |
| Product Design Engineering Technology BS | 32 | 16 | | 27 | 23 | | 24 | 24 | | 37 | 19 | |
| <i>PROGRAM LOCATION TOTAL</i> | 240 | 16 | 0 | 250 | 23 | 0 | 269 | 24 | 0 | 291 | 19 | 0 |
| <i>DEPARTMENT TOTAL</i> | 256 | | | 273 | | | 293 | | | 310 | | |

* Moved from Professional and Technological Studies Fall 2013.

ENROLLMENT

FALL ENROLLMENT BY PROGRAM

| ENGINEERING TECHNOLOGY | 2012/13 | | | 2013/14 | | | 2014/15 | | | 2015/16 | | |
|---|--------------|------------|-----------|--------------|------------|-----------|--------------|------------|-----------|--------------|------------|-----------|
| | ON | OFF | OL | ON | OFF | OL | ON | OFF | OL | ON | OFF | OL |
| PLASTICS & RUBBER | | | | | | | | | | | | |
| Plastics Engineering Technology BS | 33 | | | 43 | | | 43 | | | 59 | | |
| Plastics Technology AAS | 70 | | | 4 | | | 0 | | | 0 | | |
| Plastics/Polymer Eng Tech AAS | | | | 93 | | | 147 | | | 141 | | |
| Pre-Plastics Engineering Technology BS | 5 | | | 2 | | | 5 | | | 10 | | |
| Pre-Plastics Engineering Technology AAS | 1 | | | 0 | | | 0 | | | 0 | | |
| Pre-Plastics Polymer Engineering Tech. AAS | | | | 8 | | | 2 | | | 18 | | |
| Pre-Rubber Engineering Technology BS | 2 | | | 1 | | | 0 | | | 0 | | |
| Pre-Rubber Technology AAS | 1 | | | 2 | | | 2 | | | 0 | | |
| Rubber Engineering Technology BS | 4 | | | 6 | | | 5 | | | 1 | | |
| Rubber Technology AAS | 2 | | | 1 | | | 0 | | | 0 | | |
| <i>PROGRAM LOCATION TOTAL</i> | 118 | 0 | 0 | 160 | 0 | 0 | 204 | 0 | 0 | 229 | 0 | 0 |
| <i>DEPARTMENT TOTAL</i> | 118 | | | 160 | | | 204 | | | 229 | | |
| PRINTING & IMAGING TECHNOLOGY MANAGEMENT * | | | | | | | | | | | | |
| New Media Printing & Publishing BS | 7 | | | 3 | | | 0 | | | 0 | | |
| Printing & Digital Graphic Imaging Tech AAS | 14 | | | 1 | | | 0 | | | 0 | | |
| Printing Management BS | 10 | | | 4 | | | 2 | | | 1 | | |
| <i>PROGRAM LOCATION TOTAL</i> | 31 | 0 | 0 | 8 | 0 | 0 | 2 | 0 | 0 | 1 | 0 | 0 |
| <i>DEPARTMENT TOTAL</i> | 31 | | | 8 | | | 2 | | | 1 | | |
| SURVEYING | | | | | | | | | | | | |
| Geographic Information CERT | 1 | | 2 | 0 | | 0 | 1 | | 0 | 1 | | 0 |
| Pre-Surveying Engineering BS | 1 | | | 0 | | | 1 | | | 1 | | |
| Pre-Surveying Technology AAS | 0 | | | 1 | | | 2 | | | 3 | | |
| Surveying Engineering BS | 38 | | | 46 | | | 46 | | | 38 | | |
| Surveying Technology AAS | 14 | | | 11 | | | 12 | | | 32 | | |
| <i>PROGRAM LOCATION TOTAL</i> | 54 | 0 | 2 | 58 | 0 | 0 | 62 | 0 | 0 | 75 | 0 | 0 |
| <i>DEPARTMENT TOTAL</i> | 56 | | | 58 | | | 62 | | | 75 | | |
| WELDING ENGINEERING TECHNOLOGY | | | | | | | | | | | | |
| Pre-Welding Engineering Technology BS | 4 | | | 3 | | | 3 | | | 5 | | |
| Pre-Welding Technology AAS | 25 | | | 29 | | | 24 | | | 31 | | |
| Welding Engineering Technology BS | 88 | | | 98 | | | 77 | | | 79 | | |
| Welding Technology AAS | 97 | | | 86 | | | 91 | | | 93 | | |
| <i>PROGRAM LOCATION TOTAL</i> | 214 | 0 | 0 | 216 | 0 | 0 | 195 | 0 | 0 | 208 | 0 | 0 |
| <i>DEPARTMENT TOTAL</i> | 214 | | | 216 | | | 195 | | | 208 | | |
| ENGINEERING TECHNOLOGY | | | | | | | | | | | | |
| Undeclared Undergraduate | | | 0 | | | 0 | | | 1 | | | 0 |
| <i>PROGRAM LOCATION TOTAL</i> | 0 | 0 | 0 | 0 | 0 | 0 | 0 | 0 | 1 | 0 | 0 | 0 |
| <i>DEPARTMENT TOTAL</i> | 0 | | | 0 | | | 1 | | | 0 | | |
| <i>COLLEGE LOCATION TOTAL</i> | 1,728 | 109 | 78 | 1,797 | 185 | 81 | 1,838 | 182 | 96 | 1,903 | 199 | 86 |
| <i>COLLEGE TOTAL</i> | 1,915 | | | 2,063 | | | 2,116 | | | 2,188 | | |

* Spring 2012 Printing & Imaging Technology Management Department was closed.

Source: Office of Institutional Research & Testing

FALL ENROLLMENT BY PROGRAM

| HEALTH PROFESSIONS | 2012/13 | | | 2013/14 | | | 2014/15 | | | 2015/16 | | |
|--|------------|------------|----------|------------|------------|-----------|------------|------------|-----------|------------|------------|-----------|
| | ON | OFF | OL | ON | OFF | OL | ON | OFF | OL | ON | OFF | OL |
| CLINICAL LAB, RESPIRATORY CARE, & HEALTH ADMINISTRATION | | | | | | | | | | | | |
| Gerontology CERT | | | | | | 1 | | | 0 | | | 0 |
| Health Care Systems Administration BS | 263 | 67 | | 240 | 66 | | 248 | 63 | | 200 | 47 | |
| Health Information Management BS | 61 | 22 | 5 | 55 | 18 | 16 | 54 | 17 | 18 | 55 | 15 | 16 |
| Health Information Technology AAS | 37 | 44 | | 41 | 28 | | 42 | 30 | | 27 | 24 | |
| Master of Public Health | | | | | | | | | | | | 9 |
| Medical Laboratory Science BS | | | | 19 | | | 36 | | | 43 | | |
| Medical Laboratory Technology AAS | 4 | | | 1 | | | 3 | | | 5 | | |
| Medical Technology BS | 42 | | | 20 | | | 0 | | | 0 | | |
| Molecular Diagnostics BS | 23 | | | 31 | | | 22 | | | 10 | | |
| Pre-Medical Laboratory Science BS | | | | 4 | | | 17 | | | 22 | | |
| Pre-Medical Laboratory Technology AAS | 11 | | | 8 | | | 12 | | | 6 | | |
| Pre-Medical Technology AAS | 2 | | | 3 | | | 0 | | | 1 | | |
| Pre-Medical Technology BS | 19 | | | 20 | | | 2 | | | 0 | | |
| Pre-Molecular Diagnostics BS | 21 | | | 10 | | | 13 | | | 16 | | |
| Pre-Respiratory Care AAS | 19 | 0 | | 32 | 0 | | 36 | 1 | | 41 | 1 | |
| Public Health | | | | | | | 1 | | | 9 | | |
| Respiratory Care AAS | 37 | 13 | | 30 | 13 | | 34 | 11 | | 30 | 16 | |
| <i>PROGRAM LOCATION TOTAL</i> | 539 | 146 | 5 | 514 | 125 | 17 | 520 | 122 | 18 | 465 | 103 | 25 |
| <i>DEPARTMENT TOTAL</i> | 690 | | | 656 | | | 660 | | | 593 | | |

| DENTAL HYGIENE & MEDICAL IMAGING | | | | | | | | | | | | |
|---|------------|-----------|------------|------------|-----------|------------|------------|-----------|------------|------------|-----------|------------|
| Allied Health Science AAS | 69 | | | 80 | | | 67 | | | 58 | | |
| Allied Health Science BS | 60 | | 78 | 105 | | 78 | 125 | | 79 | 107 | | 74 |
| Dental Hygiene AAS | 70 | | | 67 | | | 49 | | | 53 | | |
| Dental Hygiene BS | | | 45 | 1 | | 39 | 0 | | 44 | 1 | | 37 |
| Diagnostic Medical Sonography AAS | 21 | | | 24 | | | 22 | | | 21 | | |
| Nuclear Medicine Technology BS | 76 | 37 | 10 | 67 | 31 | 11 | 59 | 26 | 9 | 51 | 21 | 7 |
| Pre-Dental Hygiene AAS | 139 | | | 128 | | | 126 | | | 148 | | |
| Pre-Diagnostic Medical Sonography AAS | 96 | | | 66 | | | 48 | | | 59 | | |
| Pre-Nuclear Medicine BS | 25 | 1 | | 20 | 1 | | 21 | 0 | | 23 | 0 | |
| Pre-Radiography AAS | 94 | | | 75 | | | 56 | | | 64 | | |
| Radiography AAS | 60 | | | 46 | | | 39 | | | 49 | | |
| <i>PROGRAM LOCATION TOTAL</i> | 710 | 38 | 133 | 679 | 32 | 128 | 612 | 26 | 132 | 634 | 21 | 118 |
| <i>DEPARTMENT TOTAL</i> | 881 | | | 839 | | | 770 | | | 773 | | |

ENROLLMENT

FALL ENROLLMENT BY PROGRAM

| HEALTH PROFESSIONS | 2012/13 | | | 2013/14 | | | 2014/15 | | | 2015/16 | | |
|----------------------------------|--------------|------------|------------|--------------|------------|------------|--------------|------------|------------|--------------|------------|------------|
| | ON | OFF | OL | ON | OFF | OL | ON | OFF | OL | ON | OFF | OL |
| SCHOOL OF NURSING | | | | | | | | | | | | |
| Master of Science in Nursing MSN | 1 | | 97 | 0 | | 104 | 0 | | 98 | 0 | | 95 |
| Nursing BS | | 52 | 418 | | 49 | 428 | | 24 | 506 | | 13 | 480 |
| Nursing (accelerated track) BS | 26 | | | 23 | | | 24 | | | 22 | | |
| Nursing BSN | 101 | | | 113 | | | 123 | | | 125 | | |
| Nursing Education CERT | | | | | | | 1 | | | 0 | | 1 |
| Pre-Nursing BS | 366 | | | 295 | | | 235 | | | 185 | | |
| <i>PROGRAM LOCATION TOTAL</i> | 494 | 52 | 515 | 431 | 49 | 532 | 383 | 24 | 604 | 332 | 13 | 576 |
| <i>DEPARTMENT TOTAL</i> | 1,061 | | | 1,012 | | | 1,011 | | | 921 | | |
| ALLIED HEALTH SCIENCES | | | | | | | | | | | | |
| Undeclared Undergraduate | 0 | 0 | 2 | 0 | 0 | 3 | 0 | 0 | 2 | 0 | 0 | 0 |
| <i>PROGRAM LOCATION TOTAL</i> | 0 | 0 | 2 | 0 | 0 | 3 | 0 | 0 | 2 | 0 | 0 | 0 |
| <i>DEPARTMENT TOTAL</i> | 2 | | | 3 | | | 2 | | | 0 | | |
| <i>COLLEGE LOCATION TOTAL</i> | 1,743 | 236 | 655 | 1,624 | 206 | 680 | 1,515 | 172 | 756 | 1,431 | 137 | 719 |
| <i>COLLEGE TOTAL</i> | 2,634 | | | 2,510 | | | 2,443 | | | 2,287 | | |

Source: Office of Institutional Research & Testing

FALL ENROLLMENT BY PROGRAM

| KENDALL | 2012/13 | | | 2013/14 | | | 2014/15 | | | 2015/16 | | |
|--|------------|----------|----------|------------|----------|----------|------------|----------|----------|------------|----------|----------|
| | KEN | OFF | OL | KEN | OFF | OL | KEN | OFF | OL | KEN | OFF | OL |
| DESIGN STUDIES | | | | | | | | | | | | |
| Collaborative Design BFA | 7 | | | 17 | | | 27 | | | 25 | | |
| Digital Media BFA | 116 | | | 114 | | | 124 | | | 141 | | |
| Digital Media Digital Illustration BFA | 3 | | | 1 | | | 0 | | | 0 | | |
| Digital Media Interactive Design BFA | 1 | | | 0 | | | 0 | | | 0 | | |
| Furniture Design BFA | 32 | | | 30 | | | 23 | | | 21 | | |
| Graphic Design BFA | 233 | | | 236 | | | 219 | | | 210 | | |
| Illustration BFA | 223 | | | 223 | | | 211 | | | 176 | | |
| Industrial Design BFA | 69 | | | 74 | | | 84 | | | 93 | | |
| Interior Design BFA | 122 | | | 94 | | | 99 | | | 96 | | |
| Master of Architecture MARCH | | | | | | | 8 | | | 10 | | |
| Medical Illustration BFA | 19 | | | 44 | | | 44 | | | 48 | | |
| Metals/Jewelry Design BFA | 14 | | | 13 | | | 19 | | | 17 | | |
| Special Program NDSP | | | | 6 | | | 16 | | | 9 | | |
| Visual and Critical Studies | | | | | | | | | | 4 | | |
| <i>PROGRAM LOCATION TOTAL</i> | 839 | 0 | 0 | 852 | 0 | 0 | 874 | 0 | 0 | 850 | 0 | 0 |
| <i>DEPARTMENT TOTAL</i> | 839 | | | 852 | | | 874 | | | 850 | | |

| | | | | | | | | | | | | |
|------------------------------------|------------|----------|----------|------------|----------|----------|------------|----------|----------|------------|----------|----------|
| FINE ARTS/FOUNDATION | | | | | | | | | | | | |
| Art Education BFA | 61 | | | 68 | | | 48 | | | 42 | | |
| Drawing BFA | 52 | | | 35 | | | 39 | | | 41 | | |
| Drawing With Printmaking Focus BFA | | | | 10 | | | 3 | | | 1 | | |
| Fashion Studies BFA | 22 | | | 39 | | | 51 | | | 50 | | |
| Fine Arts Drawing MFA | 6 | | | 4 | | | 4 | | | 8 | | |
| Fine Arts Painting BFA | 0 | | | 26 | | | 0 | | | 0 | | |
| Fine Arts Painting MFA | 23 | | | 23 | | | 24 | | | 14 | | |
| Fine Arts Photography BFA | 0 | | | 82 | | | 0 | | | 0 | | |
| Fine Arts Photography MFA | 8 | | | 5 | | | 2 | | | 1 | | |
| Fine Arts Printmaking BFA | 2 | | | 5 | | | 0 | | | 0 | | |
| Fine Arts Printmaking MFA | 3 | | | 6 | | | 7 | | | 6 | | |
| Fine Arts Sculpture BFA | 0 | | | 18 | | | 0 | | | 0 | | |
| Fine Arts Undecided BFA | 0 | | | 13 | | | 11 | | | 0 | | |
| Painting BFA | 30 | | | 0 | | | 26 | | | 23 | | |
| Photography BFA | 88 | | | 0 | | | 67 | | | 57 | | |
| Printmaking BFA | | | | | | | 15 | | | 11 | | |
| Sculpture/Functional Art BFA | 22 | | | 0 | | | 24 | | | 17 | | |
| <i>PROGRAM LOCATION TOTAL</i> | 317 | 0 | 0 | 334 | 0 | 0 | 321 | 0 | 0 | 271 | 0 | 0 |
| <i>DEPARTMENT TOTAL</i> | 317 | | | 334 | | | 321 | | | 271 | | |

| | | | | | | | | | | | | |
|------------------------------------|-----------|----------|----------|-----------|----------|----------|-----------|----------|----------|-----------|----------|----------|
| LIBERAL ARTS & SCIENCES | | | | | | | | | | | | |
| Art History BS | 19 | | | 18 | | | 18 | | | 17 | | |
| Master of Art Education | 3 | | | 0 | | | 1 | | | 1 | | |
| <i>PROGRAM LOCATION TOTAL</i> | 22 | 0 | 0 | 18 | 0 | 0 | 19 | 0 | 0 | 18 | 0 | 0 |
| <i>DEPARTMENT TOTAL</i> | 22 | | | 18 | | | 19 | | | 18 | | |

FALL ENROLLMENT BY PROGRAM

| KENDALL | 2012/13 | | | 2013/14 | | | 2014/15 | | | 2015/16 | | |
|-------------------------------|--------------|----------|----------|--------------|----------|----------|--------------|----------|----------|--------------|----------|----------|
| | KEN | OFF | OL | KEN | OFF | OL | KEN | OFF | OL | KEN | OFF | OL |
| KENDALL | | | | | | | | | | | | |
| Fast Track | 257 | | | 255 | | | 224 | | | 182 | | |
| Non-Degree Special Program | 10 | | | 0 | | | 0 | | | 0 | | |
| Undecided BFA | 16 | | | 0 | | | 0 | | | 7 | | |
| <i>PROGRAM LOCATION TOTAL</i> | 283 | 0 | 0 | 255 | 0 | 0 | 224 | 0 | 0 | 189 | 0 | 0 |
| <i>DEPARTMENT TOTAL</i> | 283 | | | 255 | | | 224 | | | 189 | | |
| <i>COLLEGE LOCATION TOTAL</i> | 1,461 | 0 | 0 | 1,459 | 0 | 0 | 1,438 | 0 | 0 | 1,328 | 0 | 0 |
| <i>COLLEGE TOTAL</i> | 1,461 | | | 1,459 | | | 1,438 | | | 1,328 | | |

Source: Office of Institutional Research & Testing

FALL ENROLLMENT BY PROGRAM

| OPTOMETRY | 2012/13 | | | 2013/14 | | | 2014/15 | | | 2015/16 | | |
|-------------------------------|------------|----------|----------|------------|----------|----------|------------|----------|----------|------------|----------|----------|
| | ON | OFF | OL | ON | OFF | OL | ON | OFF | OL | ON | OFF | OL |
| OPTOMETRY | | | | | | | | | | | | |
| Optometry OD | 147 | | | 150 | | | 145 | | | 146 | | |
| <i>PROGRAM LOCATION TOTAL</i> | 147 | 0 | 0 | 150 | 0 | 0 | 145 | 0 | 0 | 146 | 0 | 0 |
| <i>DEPARTMENT TOTAL</i> | 147 | | | 150 | | | 145 | | | 146 | | |
| <i>COLLEGE LOCATION TOTAL</i> | 147 | 0 | 0 | 150 | 0 | 0 | 145 | 0 | 0 | 146 | 0 | 0 |
| <i>COLLEGE TOTAL</i> | 147 | | | 150 | | | 145 | | | 146 | | |

FALL ENROLLMENT BY PROGRAM

| PHARMACY | 2012/13 | | | 2013/14 | | | 2014/15 | | | 2015/16 | | |
|-------------------------------|------------|----------|----------|------------|----------|----------|------------|----------|----------|------------|----------|----------|
| | ON | OFF | OL | ON | OFF | OL | ON | OFF | OL | ON | OFF | OL |
| PHARMACY | | | | | | | | | | | | |
| Pharmacy PD | 562 | | | 588 | | | 574 | | | 598 | | |
| <i>PROGRAM LOCATION TOTAL</i> | 562 | 0 | 0 | 588 | 0 | 0 | 574 | 0 | 0 | 598 | 0 | 0 |
| <i>DEPARTMENT TOTAL</i> | 562 | | | 588 | | | 574 | | | 598 | | |
| <i>COLLEGE LOCATION TOTAL</i> | 562 | 0 | 0 | 588 | 0 | 0 | 574 | 0 | 0 | 598 | 0 | 0 |
| <i>COLLEGE TOTAL</i> | 562 | | | 588 | | | 574 | | | 598 | | |

FALL ENROLLMENT BY PROGRAM

| PROFESSIONAL & TECHNOLOGICAL STUDIES | 2012/13 | | | 2013/14 | | | 2014/15 | | | 2015/16 | | |
|--|------------|------------|----------|-----------|----------|----------|-----------|----------|----------|-----------|----------|----------|
| | ON | OFF | OL | ON | OFF | OL | ON | OFF | OL | ON | OFF | OL |
| COLLEGE OF PROFESSIONAL & TECHNOLOGICAL STUDIES | | | | | | | | | | | | |
| Digital Animation & Game Design BAS* | | 171 | | | | | | | | | | |
| Community College Leadership EDD | 60 | | | 59 | | | 67 | | | 70 | | |
| Digital Media Software Engineering BAS* | | 19 | | | | | | | | | | |
| Fast Track | | 0 | | | | | | | | | | |
| Industrial Technology & Mgmt BAS** | | 53 | | | | | | | | | | |
| Undeclared | | 0 | | | | | | | | | | |
| <i>PROGRAM LOCATION TOTAL</i> | 60 | 243 | 0 | 59 | 0 | 0 | 67 | 0 | 0 | 70 | 0 | 0 |
| <i>DEPARTMENT TOTAL</i> | 303 | | | 59 | | | 67 | | | 70 | | |
| <i>COLLEGE LOCATION TOTAL</i> | 60 | 243 | 0 | 59 | 0 | 0 | 67 | 0 | 0 | 70 | 0 | 0 |
| <i>COLLEGE TOTAL</i> | 303 | | | 59 | | | 67 | | | 70 | | |

* Moved to College of Education and Human Services, TDMP Fall 2013.

** Moved to College of Engineering Technology, MFGE Fall 2013.

Source: Office of Institutional Research & Testing

FALL ENROLLMENT BY PROGRAM

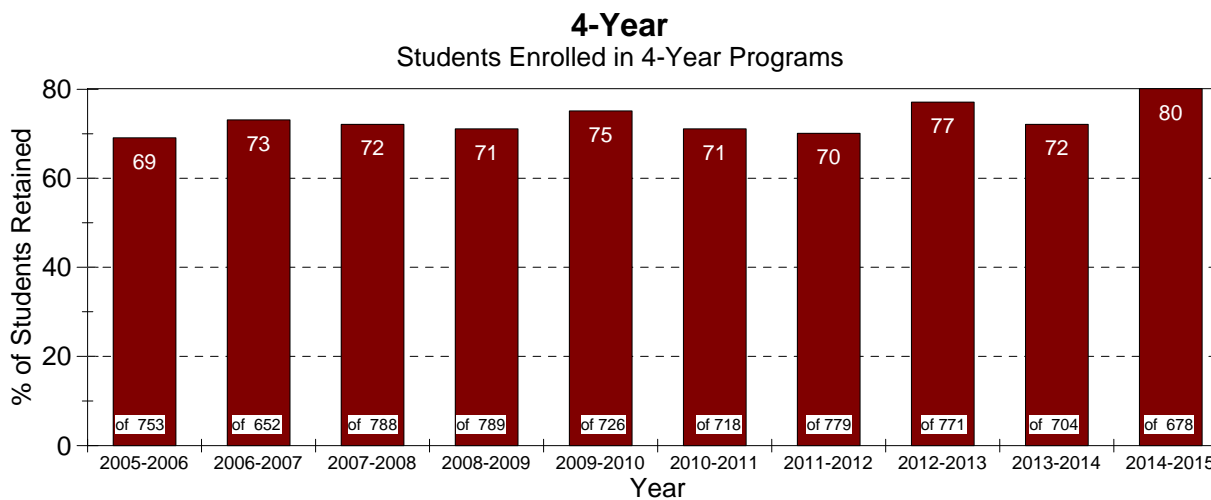
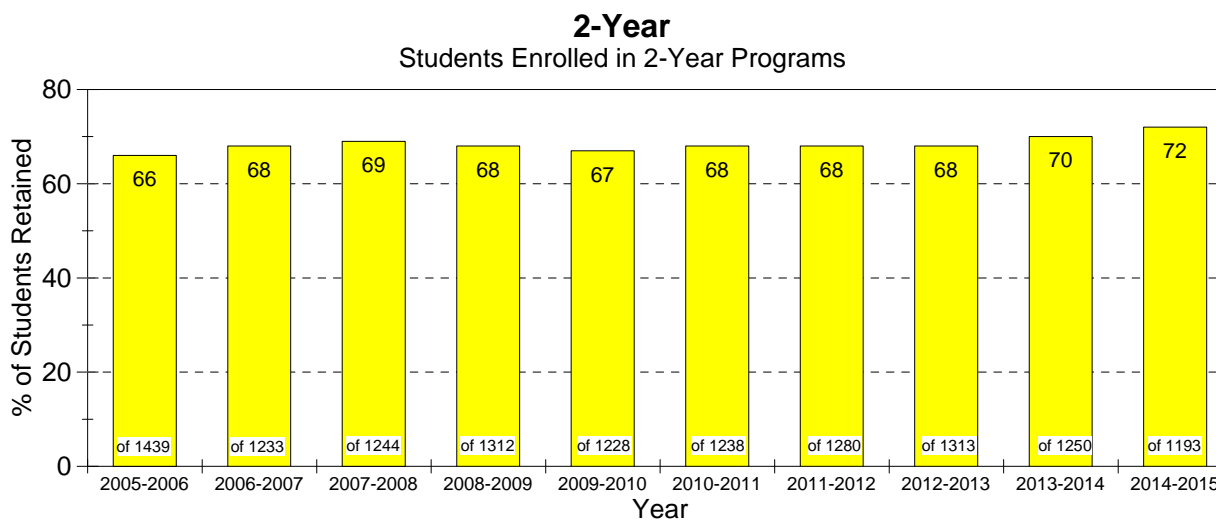
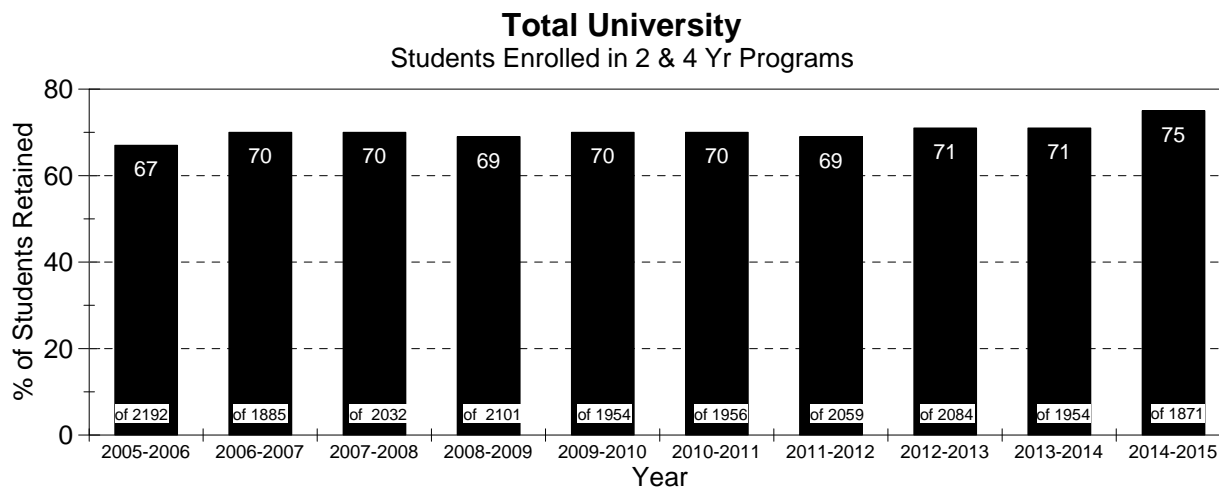
| UNIVERSITY COLLEGE | 2012/13 | | | 2013/14 | | | 2014/15 | | | 2015/16 | | |
|---|------------|----------|----------|--------------|----------|----------|------------|-----------|----------|--------------|-----------|----------|
| | ON | OFF | OL | ON | OFF | OL | ON | OFF | OL | ON | OFF | OL |
| DEVELOPMENTAL PROGRAM & CURRICULUM | | | | | | | | | | | | |
| Career Exploration AA | 111 | | | 105 | | | 93 | | | 104 | | |
| Directed Studies AA | 47 | | | 39 | | | 48 | | | 31 | | |
| General Studies AA | 311 | | | 392 | | | 373 | | | 434 | | |
| Intensive English Language Program | 85 | | | 83 | | | 52 | | | 50 | | |
| University College Program AA | 36 | | | 0 | | | 0 | | | 0 | | |
| <i>PROGRAM LOCATION TOTAL</i> | 590 | 0 | 0 | 619 | 0 | 0 | 566 | 0 | 0 | 619 | 0 | 0 |
| <i>DEPARTMENT TOTAL</i> | 590 | | | 619 | | | 566 | | | 619 | | |
| UNIVERSITY COLLEGE | | | | | | | | | | | | |
| Fast Track NDUG* | | | | 416 | 3 | | 357 | 17 | | 430 | 46 | |
| Non-Degree Undergraduate | 41 | | | 33 | | | 43 | | | 39 | | |
| <i>PROGRAM LOCATION TOTAL</i> | 41 | 0 | 0 | 449 | 3 | 0 | 400 | 17 | 0 | 469 | 46 | 0 |
| <i>DEPARTMENT TOTAL</i> | 41 | | | 452 | | | 417 | | | 515 | | |
| <i>COLLEGE LOCATION TOTAL</i> | 631 | 0 | 0 | 1,068 | 3 | 0 | 966 | 17 | 0 | 1,088 | 46 | 0 |
| <i>COLLEGE TOTAL</i> | 631 | | | 1,071 | | | 983 | | | 1,134 | | |

*Moved from College of Arts and Sciences in Fall 2013.

Note: The College of Allied Health is now reported under the College of Health Professions as of Fall 2013.

Source: Office of Institutional Research & Testing

FALL TO FALL FIRST-YEAR RETENTION RATES (Full-Time FTIACS)



Source: Office of Institutional Research and Testing

GRADUATION RATES
Percent of Full-Time FTIAC (First Time in Any College) Students
Graduating Within 2 to 6 Years

All Two and Four Year Degree Programs

| Entering Term | # of FTIAC's | 2 Yr Grad Rate % | 3 Yr Grad Rate % | 4 Yr Grad Rate % | 5 Yr Grad Rate % | 6 Yr Grad Rate % |
|---------------|--------------|------------------|------------------|------------------|------------------|------------------|
| 2004 | 1917 | 9 | 19 | 34 | 46 | 51 |
| 2005 | 2188 | 6 | 14 | 28 | 42 | 48 |
| 2006 | 1895 | 7 | 15 | 32 | 46 | 52 |
| 2007 | 2032 | 7 | 15 | 29 | 43 | 50 |
| 2008 | 2101 | 6 | 13 | 29 | 42 | 49 |
| 2009 | 1954 | 6 | 11 | 26 | 41 | 47 |
| 2010 | 1956 | 6 | 12 | 29 | 42 | |
| 2011 | 2059 | 7 | 12 | 29 | | |
| 2012 | 2084 | 5 | 13 | | | |
| 2013 | 1954 | 4 | | | | |

Two Year Degree Programs

| Entering Term | # of FTIAC's | 2 Yr Grad Rate % | 3 Yr Grad Rate % | 4 Yr Grad Rate % | 5 Yr Grad Rate % | 6 Yr Grad Rate % |
|---------------|--------------|------------------|------------------|------------------|------------------|------------------|
| 2004 | 1260 | 13 | 25 | 38 | 45 | 51 |
| 2005 | 1437 | 9 | 19 | 32 | 43 | 49 |
| 2006 | 1239 | 9 | 19 | 33 | 43 | 50 |
| 2007 | 1244 | 10 | 20 | 30 | 40 | 47 |
| 2008 | 1312 | 9 | 18 | 30 | 40 | 48 |
| 2009 | 1228 | 8 | 15 | 27 | 39 | 45 |
| 2010 | 1238 | 9 | 17 | 32 | 43 | |
| 2011 | 1280 | 11 | 17 | 32 | | |
| 2012 | 1313 | 7 | 17 | | | |
| 2013 | 1250 | 6 | | | | |

Four Year Degree Programs

| Entering Term | # of FTIAC's | 2 Yr Grad Rate % | 3 Yr Grad Rate % | 4 Yr Grad Rate % | 5 Yr Grad Rate % | 6 Yr Grad Rate % |
|---------------|--------------|------------------|------------------|------------------|------------------|------------------|
| 2004 | 657 | 2 | 7 | 25 | 46 | 52 |
| 2005 | 751 | 2 | 6 | 22 | 41 | 47 |
| 2006 | 656 | 2 | 7 | 30 | 52 | 56 |
| 2007 | 788 | 1 | 6 | 27 | 47 | 54 |
| 2008 | 789 | 1 | 5 | 26 | 44 | 51 |
| 2009 | 726 | 1 | 4 | 24 | 46 | 51 |
| 2010 | 718 | 1 | 3 | 24 | 42 | |
| 2011 | 779 | 1 | 4 | 26 | | |
| 2012 | 771 | 1 | 6 | | | |
| 2013 | 704 | 1 | | | | |

Source: Office of Institutional Research & Testing

**PERCENT OF FULL-TIME FTIAC FALL TO FALL RETENTION
FALL 2005 - 06 to FALL 2014 - 15**

| | Fall 05-06 | Fall 06-07 | Fall 07-08 | Fall 08-09 | Fall 09-10 | Fall 10-11 | Fall 11-12 | Fall 12-13 | Fall 13-14 | Fall 14-15 |
|-------------------------------------|------------|------------|------------|------------|------------|------------|------------|------------|------------|------------|
| FULL-TIME BACHELOR STUDENTS | 69% | 73% | 72% | 71% | 75% | 71% | 70% | 77% | 72% | 80% |
| FULL-TIME ASSOCIATE STUDENTS | 66% | 68% | 69% | 68% | 67% | 68% | 68% | 68% | 70% | 72% |
| TOTAL STUDENTS | 67% | 70% | 70% | 69% | 70% | 70% | 69% | 71% | 71% | 75% |

**FALL TO SPRING/FALL TO FALL RETENTION
FALL 2010 - 2015 COHORTS**

All Degree Seeking FTIACS by College

| College | Fall 2010 FTIACS | | | Fall 2011 FTIACS | | | Fall 2012 FTIACS | | | Fall 2013 FTIACS | | | Fall 2014 FTIACS | | |
|---------------------------------|------------------|------------|------------|------------------|------------|------------|------------------|------------|------------|------------------|------------|------------|------------------|------------|------------|
| | FTIACS | % Ret | % Ret | FTIACS | % Ret | % Ret | FTIACS | % Ret | % Ret | FTIACS | % Ret | % Ret | FTIACS | % Ret | % Ret |
| ARTS & SCIENCES | 474 | 93% | 74% | 534 | 91% | 70% | 442 | 94% | 76% | 408 | 94% | 78% | 384 | 94% | 80% |
| BUSINESS | 313 | 88% | 66% | 328 | 88% | 68% | 363 | 89% | 67% | 356 | 88% | 68% | 323 | 89% | 69% |
| ED. & HUMAN SVCS | 215 | 90% | 67% | 205 | 87% | 67% | 226 | 88% | 63% | 244 | 88% | 70% | 271 | 89% | 69% |
| ENG. TECHNOLOGY | 265 | 93% | 81% | 297 | 91% | 77% | 278 | 91% | 81% | 293 | 91% | 77% | 291 | 90% | 78% |
| HEALTH PROFESSIONS | 248 | 91% | 70% | 273 | 89% | 69% | 279 | 85% | 70% | 217 | 91% | 69% | 191 | 91% | 80% |
| KENDALL COLLEGE | 157 | 89% | 73% | 156 | 92% | 76% | 189 | 93% | 86% | 192 | 86% | 72% | 159 | 91% | 81% |
| PROFESSIONAL & TECH. | 35 | 94% | 66% | 21 | 86% | 57% | 29 | 72% | 62% | N/A | N/A | N/A | N/A | N/A | N/A |
| UNIVERSITY COLLEGE | 307 | 79% | 51% | 297 | 76% | 52% | 329 | 75% | 56% | 295 | 80% | 57% | 307 | 79% | 66% |
| FSU Total | 2,014 | 89% | 69% | 2,111 | 88% | 68% | 2,135 | 88% | 71% | 2,005 | 87% | 70% | 1,926 | 89% | 74% |

Source: Office of Institutional Research & Testing

AVERAGE HIGH SCHOOL GPA & ACT SCORES

FTIAC Students (First Time In Any College) 2008 to 2015

| | <u>2008</u> | <u>2009</u> | <u>2010</u> | <u>2011</u> | <u>2012</u> | <u>2013</u> | <u>2014</u> | <u>2015</u> |
|---------------------------|-------------|-------------|-------------|-------------|-------------|-------------|-------------|-------------|
| <u>High School G.P.A.</u> | 3.17 | 3.21 | 3.19 | 3.20 | 3.22 | 3.23 | 3.23 | 3.24 |
| ACT | | | | | | | | |
| Composite: | 21.3 | 21.1 | 21.4 | 21.9 | 21.7 | 21.8 | 21.8 | 21.7 |
| English: | 20.5 | 20.5 | 20.6 | 21.3 | 21.2 | 21.2 | 21.3 | 21.1 |
| Math: | 21.2 | 20.9 | 21.3 | 21.7 | 21.5 | 21.6 | 21.5 | 21.3 |
| Reading: | 21.8 | 21.6 | 21.8 | 22.3 | 22.1 | 22.2 | 22.1 | 22.2 |
| Science Reasoning: | 22.2 | 21.8 | 22.1 | 22.5 | 22.4 | 22.5 | 22.5 | 22.3 |

Average # of Credits Taken by Full-Time (12+ credits) Students By Class Level Summer 2012 thru Fall 2015

| | Summer | Fall | Spring | Summer | Fall | Spring | Summer | Fall | Spring | Summer | Fall |
|----------------------|--------------|--------------|--------------|--------------|--------------|--------------|--------------|--------------|--------------|--------------|--------------|
| | <u>2012</u> | <u>2012</u> | <u>2013</u> | <u>2013</u> | <u>2013</u> | <u>2014</u> | <u>2014</u> | <u>2014</u> | <u>2015</u> | <u>2015</u> | <u>2015</u> |
| Freshman | 12.94 | 14.07 | 13.86 | 12.16 | 13.89 | 13.88 | 12.47 | 13.83 | 13.91 | 12.56 | 13.68 |
| Sophomore | 12.41 | 13.95 | 13.83 | 12.88 | 13.95 | 13.85 | 12.72 | 13.96 | 13.92 | 13.05 | 13.91 |
| Junior | 13.18 | 13.91 | 13.87 | 13.27 | 13.79 | 13.76 | 13.74 | 13.91 | 13.79 | 13.65 | 13.85 |
| Senior | 13.82 | 14.04 | 14.02 | 13.66 | 13.98 | 14.03 | 13.87 | 14.08 | 14.06 | 14.04 | 13.92 |
| Graduate | 15.00 | 12.30 | 12.37 | 12.00 | 12.00 | 12.11 | 12.00 | 13.32 | 13.79 | 13.26 | 13.09 |
| 1st Professional | 14.25 | 16.49 | 16.77 | 14.03 | 16.20 | 16.79 | 14.09 | 16.31 | 16.69 | 13.97 | 16.30 |
| Total Avg | 13.64 | 14.16 | 14.11 | 13.58 | 14.06 | 14.11 | 13.81 | 14.11 | 14.14 | 13.85 | 14.01 |
| Undergrad Avg | 13.52 | 14.00 | 13.91 | 13.49 | 13.91 | 13.89 | 13.76 | 13.95 | 13.93 | 13.84 | 13.84 |

Source: Office of Institutional Research & Testing

STUDENT CREDIT HOURS BY COLLEGE

| College | Fall 2011 | Fall 2012 | Fall 2013 | Fall 2014 | Fall 2015 |
|---|----------------|----------------|------------------|------------------|------------------|
| Arts & Sciences | 63,213 | 62,640 | 61,280 | 59,866 | 59,880 |
| On-Campus | 58,187 | 57,553 | 56,161 | 54,550 | 53,951 |
| Off-Campus | 1,483 | 1,093 | 1,664 | 1,732 | 1,627 |
| Internet | 3,543 | 3,994 | 3,455 | 3,584 | 4,302 |
| Business | 24,551 | 25,098 | 25,563.5 | 26,101.0 | 26,579.0 |
| On-Campus | 19,748 | 20,069 | 20,244.5 | 20,374.0 | 20,210.0 |
| Off-Campus | 2,454 | 2,097 | 2,298 | 2,157 | 2,190 |
| Internet | 2,349 | 2,932 | 3,021 | 3,570 | 4,179 |
| Education & Human Services | 14,328 | 14,561 | 15,284 | 15,074 | 15,128 |
| On-Campus | 7,477 | 8,133 | 7,192 | 6,968 | 7,140 |
| Off-Campus | 6,499 | 6,143 | 7,800 | 7,741 | 7,641 |
| Internet | 352 | 285 | 292 | 365 | 347 |
| Engineering Technology | 16,764 | 16,607 | 17,054 | 17,826 | 18,709 |
| On-Campus | 15,623 | 15,569 | 15,651 | 16,473 | 17,055 |
| Off-Campus | 610 | 730 | 1,017 | 864 | 1,109 |
| Internet | 531 | 308 | 386 | 489 | 545 |
| Health Professions | 16,346 | 16,055 | 16,038 | 16,309 | 15,646 |
| On-Campus | 9,165 | 9,511 | 9,473 | 9,250 | 8,881 |
| Off-Campus | 1,596 | 1,052 | 1,094 | 1,163 | 879 |
| Internet | 5,585 | 5,492 | 5,471 | 5,896 | 5,886 |
| Kendall College Of Art & Design | 14,533 | 14,920 | 15,121 | 15,169 | 14,069 |
| Kendall | 14,533 | 14,920 | 15,121 | 15,169 | 14,069 |
| Michigan College Of Optometry | 2,612 | 2,638 | 2,657 | 2,420 | 2,456 |
| On-Campus | 2,575 | 2,605 | 2,619 | 2,383 | 2,422 |
| Off-Campus | 0 | 0 | 0 | 0 | 0 |
| Internet | 37 | 33 | 38 | 37 | 34 |
| Pharmacy | 8,393 | 8,708 | 8,975 | 8,905 | 9,346 |
| On-Campus | 8,393 | 8,708 | 8,975 | 8,905 | 9,346 |
| Internet | 0 | 0 | 0 | 0 | 0 |
| Professional & Technological Studies | 2,467 | 3,358 | 1,240 | 943 | 955 |
| On-Campus | 489 | 1,108 | 827 | 483 | 478 |
| Off-Campus | 1,978 | 2,250 | 413 | 460 | 477 |
| University College | 3,858 | 3,872 | 3,971 | 3,841 | 3,919 |
| On-Campus | 3,723 | 3,697 | 3,533 | 3,541 | 3,439 |
| Off-Campus | 0 | 0 | 0 | 0 | 15 |
| Internet | 135 | 175 | 438 | 300 | 465 |
| University Total | 166,441 | 167,174 | 167,183.5 | 166,453.0 | 166,686.0 |
| On-Campus | 124,891 | 125,845 | 124,675.5 | 122,926.0 | 122,921.0 |
| Off-Campus | 14,620 | 13,365 | 14,286 | 14,117 | 13,938 |
| Internet | 12,397 | 13,044 | 13,101 | 14,241 | 15,758 |
| Kendall | 14,533 | 14,920 | 15,121 | 15,169 | 14,069 |

Note: SCH based on course section

Source: Office of Institutional Research & Testing

ENROLLMENT

**TRANSFER IN STUDENTS
STUDENTS WHO TRANSFERRED TO FERRIS STATE UNIVERSITY
FROM MICHIGAN COMMUNITY COLLEGES & PUBLIC UNIVERSITIES
Summer 2014, Fall 2014, Spring 2015**

COMMUNITY COLLEGES

UNIVERSITIES

| | | | |
|------------------------------------|-----|------------------------------------|----|
| Alpena Community College | 16 | Central Michigan University | 66 |
| Bay De Noc Community College | 15 | Eastern Michigan University | 12 |
| Delta College | 161 | Grand Valley State University | 86 |
| Glen Oaks Community College | 8 | Lake Superior State University | 18 |
| Gogebic Community College | 4 | Michigan State University | 54 |
| Grand Rapids Community College | 396 | Michigan Technological University | 11 |
| Henry Ford Community College | 7 | Northern Michigan University | 16 |
| Jackson College | 24 | Oakland University | 10 |
| Kalamazoo Valley Community College | 38 | Saginaw Valley State University | 22 |
| Kellogg Community College | 25 | University of Michigan - Ann Arbor | 28 |
| Kirtland Community College | 20 | University of Michigan - Dearborn | 7 |
| Lake Michigan College | 28 | University of Michigan - Flint | 8 |
| Lansing Community College | 155 | Wayne State University | 13 |
| Macomb Community College | 71 | Western Michigan University | 37 |
| Mid-Michigan Community College | 39 | | |
| Monroe County Community College | 6 | | |
| Montcalm Community College | 49 | | |
| Mott Community College | 96 | | |
| Muskegon Community College | 88 | | |
| North Central Michigan College | 22 | | |
| Northwestern Michigan College | 146 | | |
| Oakland Community College | 60 | | |
| Schoolcraft College | 27 | | |
| Southwestern Michigan College | 60 | | |
| St. Clair County Community College | 54 | | |
| Washtenaw Community College | 34 | | |
| Wayne County Community College | 44 | | |
| West Shore Community College | 58 | | |

| | | | |
|--|-------------|------------------------------------|------------|
| TRANSFERS FROM COMMUNITY COLLEGES | 1751 | TRANSFERS FROM UNIVERSITIES | 388 |
|--|-------------|------------------------------------|------------|

| | |
|--|-------------|
| TOTAL TRANSFERS FROM MI COMMUNITY COLLEGES & PUBLIC UNIVERSITIES TO FERRIS | 2139 |
| TOTAL TRANSFERS FROM OTHER THAN MI COMMUNITY COLLEGES & PUBLIC UNIVERSITIES TO FERRIS | 696 |
| TOTAL TRANSFERS TO FERRIS | 2835 |

Source: National Student Clearinghouse

TRANSFER OUT STUDENTS
STUDENTS WHO TRANSFERRED FROM FERRIS STATE UNIVERSITY
TO OTHER COLLEGES & UNIVERSITIES PARTICIPATING IN THE NSC DATA SYSTEM
Summer 2014, Fall 2014, Spring 2015

COMMUNITY COLLEGES**UNIVERSITIES**

| | | | |
|--|-----|-------------------------------------|-------------|
| Alma College | 5 | Aquinas College | 7 |
| Alpena Community College | 3 | Baker College - Flint | 44 |
| Delta College | 40 | Bowling Green State University | 3 |
| Grand Rapids Community College | 164 | Central Michigan University | 44 |
| Henry Ford Community College | 5 | Chamberlain College of Nursing | 5 |
| Hope College | 3 | College for Creative Studies | 5 |
| Jackson College | 4 | Columbia College Chicago | 5 |
| Kalamazoo Valley Community College | 18 | Eastern Michigan University | 14 |
| Kellogg Community College | 4 | Grand Valley State University | 60 |
| Kirtland Community College | 4 | Lake Superior State University | 5 |
| Lake Michigan College | 6 | Michigan State University | 6 |
| Lansing Community College | 35 | Northern Michigan University | 8 |
| Macomb Community College | 35 | Oakland University | 22 |
| Mid Michigan Community College | 4 | Olivet College | 7 |
| Montcalm Community College | 5 | Saginaw Valley State University | 15 |
| Mott Community College | 18 | Savannah College of Art & Design | 5 |
| Muskegon Community College | 30 | Spring Arbor University Adult Study | 4 |
| Northwestern Michigan College | 63 | Spring Arbor University | 5 |
| Oakland Community College | 28 | Southern Adventist University | 3 |
| Schoolcraft College | 16 | University of Detroit Mercy | 9 |
| Southwestern Michigan College | 5 | University of Michigan | 26 |
| St. Clair County Community College | 13 | University of Michigan, Flint | 15 |
| Washtenaw Community College | 14 | University of Phoenix | 5 |
| Wayne County Community College | 25 | University of Toledo | 6 |
| West Shore Community College | 11 | Wayne State University | 12 |
| | | Western Michigan University | 28 |
| TOTAL TRANSFERS TO INSTITUTIONS (THREE OR MORE TRANSFERS ENROLLED) - LISTED ABOVE | | | 926 |
| TOTAL TRANSFERS TO INSTITUTIONS (LESS THAN THREE TRANSFERS ENROLLED) - NOT LISTED ABOVE | | | 116 |
| TOTAL TRANSFERS FROM FERRIS STATE | | | 1042 |

Source: National Student Clearinghouse

**ENROLLMENT SUMMARY OF STUDENTS BY AGE
FALL 2015**

Full-Time Students

| Age | <u>Undergraduate</u> | | <u>Graduate</u> | | <u>First Professional</u> | | <u>Doctorate</u> | |
|--------------|----------------------|--------------|-----------------|------------|---------------------------|------------|------------------|-----------|
| | Men | Women | Men | Women | Men | Women | Men | Women |
| Under 18 | 81 | 157 | 0 | 0 | 0 | 0 | 0 | 0 |
| 18-19 | 1,517 | 1,664 | 0 | 0 | 0 | 1 | 0 | 0 |
| 20-21 | 1,513 | 1,527 | 4 | 5 | 49 | 70 | 0 | 0 |
| 22-24 | 1,036 | 745 | 68 | 51 | 181 | 234 | 0 | 0 |
| 25-29 | 315 | 203 | 23 | 21 | 81 | 75 | 0 | 0 |
| 30-34 | 88 | 63 | 5 | 15 | 13 | 12 | 3 | 5 |
| 35-39 | 49 | 40 | 3 | 10 | 2 | 6 | 1 | 4 |
| 40-49 | 37 | 46 | 1 | 7 | 2 | 4 | 11 | 14 |
| 50-64 | 12 | 10 | 1 | 5 | 1 | 2 | 8 | 19 |
| 65 & Over | 0 | 0 | 0 | 0 | 0 | 0 | 0 | 2 |
| Unknown | 0 | 0 | 0 | 0 | 0 | 0 | 0 | 0 |
| Total | 4,648 | 4,455 | 105 | 114 | 329 | 404 | 23 | 44 |

Part-Time Students

| Age | <u>Undergraduate</u> | | <u>Graduate</u> | | <u>First Professional</u> | | <u>Doctorate</u> | |
|--------------|----------------------|--------------|-----------------|------------|---------------------------|----------|------------------|----------|
| | Men | Women | Men | Women | Men | Women | Men | Women |
| Under 18 | 145 | 470 | 0 | 0 | 0 | 0 | 0 | 0 |
| 18-19 | 75 | 87 | 0 | 0 | 0 | 0 | 0 | 0 |
| 20-21 | 242 | 218 | 0 | 0 | 0 | 1 | 0 | 0 |
| 22-24 | 417 | 445 | 14 | 12 | 2 | 3 | 0 | 0 |
| 25-29 | 316 | 370 | 32 | 46 | 3 | 0 | 0 | 0 |
| 30-34 | 191 | 286 | 25 | 44 | 0 | 0 | 0 | 0 |
| 35-39 | 132 | 218 | 21 | 32 | 1 | 1 | 1 | 1 |
| 40-49 | 148 | 289 | 31 | 59 | 0 | 0 | 1 | 0 |
| 50-64 | 53 | 113 | 18 | 25 | 0 | 0 | 0 | 0 |
| 65 & over | 1 | 3 | 0 | 0 | 0 | 0 | 0 | 0 |
| Unknown | 0 | 1 | 0 | 0 | 0 | 0 | 0 | 0 |
| Total | 1,720 | 2,500 | 141 | 218 | 6 | 5 | 2 | 1 |

Average Age

| | <u>Full-Time</u> | <u>Part-Time</u> |
|----------------------------------|------------------|------------------|
| Undergraduate Degree Seeking | 21 | 30 |
| Undergraduate Non-Degree Seeking | 24 | 18 |
| Graduate | 27 | 37 |
| First Professional | 24 | 27 |
| Doctorate | 48 | 40 |
| All Students | 22 | 28 |

Source: Office of Institutional Research & Testing

DEGREES

DEGREES CONFERRED BY PROGRAM

ACADEMIC YEAR (SUMMER, FALL, SPRING SEMESTERS)

| ARTS & SCIENCES | 2012-13 | | | | 2013-14 | | | | 2014-15 | | | |
|--|----------|-----------|-----------|------------|----------|-----------|-----------|------------|----------|-----------|-----------|------------|
| | CERT | AS | BA | BS | CERT | AS | BA | BS | CERT | AS | BA | BS |
| BIOLOGY | | | | | | | | | | | | |
| Biology | | | 1 | 67 | | | 1 | 92 | | | | 86 |
| Biotechnology | | | | 5 | | | | 10 | | | | 6 |
| Ornamental Horticulture Technology | | | | | | 2 | | | | 1 | | |
| Pre-Science | | 70 | | | | 56 | | | | 57 | | |
| TOTAL | 0 | 70 | 1 | 72 | 0 | 58 | 1 | 102 | 0 | 58 | 0 | 92 |
| COLLEGE OF ARTS & SCIENCES | | | | | | | | | | | | |
| Integrative Studies | | | | 53 | | | | 58 | | | | 57 |
| TOTAL | 0 | 0 | 0 | 53 | 0 | 0 | 0 | 58 | 0 | 0 | 0 | 57 |
| HUMANITIES | | | | | | | | | | | | |
| Applied Speech Communication | | 3 | | 8 | | 3 | | 7 | | 3 | | 8 |
| Communication | | | 3 | | | | 2 | | | | 1 | |
| History | | | 9 | | | | 5 | | | | 7 | |
| Sports Communication | | | | | 3 | | | | | | | |
| TOTAL | 0 | 3 | 12 | 8 | 3 | 3 | 7 | 7 | 0 | 3 | 8 | 8 |
| LANGUAGES & LITERATURE | | | | | | | | | | | | |
| Creative Writing | | | | | | | | | 1 | | | |
| English | | | 9 | | | | 7 | | | | 4 | |
| Journalism | | | | | 1 | | | | 1 | | | |
| Journalism and Technical Communication | | | | 3 | | | | 2 | | | | |
| Liberal Arts | | 16 | | | | 10 | | | | 16 | | |
| Technical & Professional Communication | | | | 6 | | | | 5 | | | | 4 |
| Technical Writing | | | | | | | | | 1 | | | |
| TOTAL | 0 | 16 | 9 | 9 | 1 | 10 | 7 | 7 | 3 | 16 | 4 | 4 |
| MATHEMATICS | | | | | | | | | | | | |
| Applied Mathematics | | | 1 | 13 | | | | 14 | | | | 16 |
| Computer Science | | | | | | | | | 4 | | | |
| TOTAL | 0 | 0 | 1 | 13 | 0 | 0 | 0 | 14 | 4 | 0 | 0 | 16 |
| PHYSICAL SCIENCES | | | | | | | | | | | | |
| Biochemistry | | | 5 | | | | 3 | | | | 3 | |
| Chemistry | | | 6 | | | | 12 | | | | 5 | |
| Industrial Chemistry Technology | | 4 | | | | 11 | | | | 4 | | |
| TOTAL | 0 | 4 | 11 | 0 | 0 | 11 | 15 | 0 | 0 | 4 | 8 | 0 |
| SOCIAL SCIENCES | | | | | | | | | | | | |
| Political Science | | | | 4 | | | | 3 | | | | 7 |
| Psychology | | | | 35 | | | | 28 | | | | 40 |
| Social Work | | | | 52 | | | | 56 | | | | 47 |
| Sociology | | | 1 | | | | 1 | | | | 2 | |
| TOTAL | 0 | 0 | 1 | 91 | 0 | 0 | 1 | 87 | 0 | 0 | 2 | 94 |
| COLLEGE TOTAL | 0 | 93 | 35 | 246 | 4 | 82 | 31 | 275 | 7 | 81 | 22 | 271 |

Source: Office of Institutional Research and Testing

DEGREES CONFERRED BY PROGRAM
ACADEMIC YEAR (SUMMER, FALL, SPRING SEMESTERS)

| BUSINESS | 2012-13 | | | | 2013-14 | | | | 2014-15 | | | |
|---|-----------|----------|------------|-----------|-----------|----------|------------|-----------|-----------|----------|------------|-----------|
| | CERT | AS | BS | MS | CERT | AS | BS | MS | CERT | AS | BS | MS |
| ACCOUNTING, FINANCE, INFO SYSTEMS | | | | | | | | | | | | |
| Accountancy | | 4 | 21 | | | 5 | 5 | | | 3 | 21 | |
| Accountancy/Computer Information Systems | | | | | | | 2 | | | | | |
| Accountancy/Finance | | | 10 | | | | 3 | | | | 7 | |
| Accountancy/Prof Directed | | | | | | | 4 | | | | 5 | |
| Accountancy/Public Accounting | | | 30 | | | | 41 | | | | 19 | |
| Advanced Studies in Business Intel. & Info. | 5 | | | | 2 | | | | 1 | | | |
| Advanced Studies in Information Security | 9 | | | | | | | | | | | |
| Advanced Studies in Business Intelligence | | | | | 3 | | | | 4 | | | |
| Advanced Studies Info Sec/Net Mgmt | | | | | 1 | | | | | | | |
| Advanced Studies in Systems Integration | 2 | | | | | | | | | | | |
| Advanced Studies in Project Management | 8 | | | | 14 | | | | 15 | | | |
| Computer Information Systems | | 3 | 28 | | | | 24 | | | 2 | 30 | |
| Computer Information Technology | | | 2 | | | | 10 | | | | 19 | |
| Finance | | | 15 | | | | 11 | | | | 8 | |
| Homeland Security - Dig. Security & Forensics | 2 | | | | 3 | | | | 1 | | | |
| Information Security Intelligence | | | 13 | | | | 29 | 13 | | | 22 | 19 |
| Masters of Information Systems Management | | | | 11 | | | | 1 | | | | |
| Project Management | 1 | | | | 2 | | | | 1 | | | |
| TOTAL | 27 | 7 | 119 | 11 | 25 | 5 | 129 | 14 | 22 | 5 | 131 | 19 |

| MANAGEMENT | | | | | | | | | | | | |
|---|-----------|-----------|------------|-----------|-----------|-----------|------------|-----------|-----------|-----------|------------|-----------|
| Advanced Studies in Design & Innovation | 9 | | | | 6 | | | | 20 | | | |
| Advanced Studies in Global Logistics | 1 | | | | 1 | | | | 1 | | | |
| Advanced Studies in Incident Response | | | | | 9 | | | | 11 | | | |
| Advanced Studies in Mgmt Tools & Techniques | 18 | | | | 19 | | | | 9 | | | |
| Advanced Studies Outsourcing Management | 1 | | | | | | | | | | | |
| BUAD w/Professional Tracks | | | 43 | | | | 47 | | | | 35 | |
| Business Administration | | | 115 | | | | 127 | | | | 136 | |
| Business Administration - Aviation | | | 3 | | | | 1 | | | | 2 | |
| Business Administration - Maritime | | | 23 | | | | 33 | | | | 23 | |
| Fleet Management | | | | | 2 | | | | 5 | | | |
| General Business | | 8 | | | | 13 | | | | 14 | | |
| Human Resource Management | 20 | | 12 | | 10 | | 9 | | 17 | | 8 | |
| Insurance & Risk Management | | | | | | | | | 1 | | 1 | |
| International Business | 8 | | | | 3 | | | | 4 | | | |
| Leadership and Supervision | 4 | | | | 11 | | | | 19 | | | |
| Lean Systems | 1 | | | | | | | | 2 | | | |
| Legal Studies | | 10 | | | | 11 | | | | 10 | | |
| Management | | | 1 | | | | 1 | | | | | |
| Manufacturing Operations | | | | | 1 | | | | | | | |
| Masters of Business Administration | | | | 26 | | | | 34 | | | | 24 |
| MBA- Pharm D | | | | | | | | 1 | | | | |
| Operations and Supply Management | | | 3 | | | | 4 | | | | 8 | |
| Real Estate | | | | | | | | | 3 | | | |
| Small Business Management | 2 | | | | 3 | | | | 3 | | | |
| Supervision | 6 | | | | 2 | | | | | | | |
| TOTAL | 70 | 18 | 200 | 26 | 67 | 24 | 222 | 35 | 95 | 24 | 213 | 24 |

DEGREES CONFERRED BY PROGRAM

ACADEMIC YEAR (SUMMER, FALL, SPRING SEMESTERS)

| BUSINESS | 2012-13 | | | | 2013-14 | | | | 2014-15 | | | |
|--|------------|-----------|------------|-----------|------------|-----------|------------|-----------|------------|-----------|------------|-----------|
| | CERT | AS | BS | MS | CERT | AS | BS | MS | CERT | AS | BS | MS |
| MARKETING | | | | | | | | | | | | |
| Advertising | | | 2 | | | | | | | | 1 | |
| Advertising/Integrated Marketing Communication | 1 | | 12 | | 1 | | 18 | | | | 12 | |
| Business to Business Marketing | 4 | | | | 2 | | | | 2 | | | |
| Data Mining | 1 | | | | 1 | | | | 5 | | | |
| Direct Marketing | 7 | | | | 1 | | | | 1 | | | |
| E-Commerce Marketing | 3 | | | | 2 | | | | 2 | | | |
| Graphic Communication | | | | | | 2 | | | | 9 | | |
| Graphic Design | | 37 | 16 | | | 13 | 14 | | | 31 | 10 | |
| Graphic Media Management | | | 1 | | | | 7 | | | | 13 | |
| Leadership & Supervision | | | | | | | | | 1 | | | |
| Marketing | 2 | | 47 | | 3 | | 32 | | 1 | 4 | 37 | |
| Marketing/Sales | | | | | | | | | 3 | | | |
| Public Relations | 2 | | 19 | | 2 | | 9 | | 1 | | 8 | |
| Retailing | 1 | | | | | | | | 1 | | | |
| TOTAL | 21 | 37 | 97 | 0 | 12 | 15 | 80 | 0 | 17 | 44 | 81 | 0 |
| SPORT, ENTERTAINMENT, & HOSPITALITY | | | | | | | | | | | | |
| Club Management | 1 | | | | 2 | | | | 1 | | | |
| Culinary Management | 1 | | | | 4 | | | | 8 | | | |
| Dietary and Food Service Management | | 2 | | | | 1 | | | | 4 | | |
| Hotel Management | 1 | | 8 | | 1 | | 9 | | 1 | | 11 | |
| Hotel, Restaurant, & Food Industry Management | | | 1 | | | | | | | | | |
| Marketing/Professional Golf Management | | | 1 | | | | | | | | | |
| Marketing/Professional Tennis Management | | | 12 | | | | 3 | | | | 1 | |
| Music Industry Management | | | 33 | | | | 55 | | | | 40 | |
| Professional Golf Management | | | 33 | | | | 36 | | | | 28 | |
| Professional Tennis Management | | | 4 | | | | 7 | | | | 17 | |
| Resort Management | | | 21 | | | | 15 | | | | 16 | |
| Restaurant & Food Industry Management | | 11 | | | 3 | 16 | | | 4 | 9 | | |
| Ski Resort Management | 3 | | | | | | | | | | | |
| Special Event & Meeting Planning | 1 | | | | 1 | | | | 3 | | | |
| Sport/Spa/Entertainment Operations | 1 | | | | 1 | | | | | | | |
| TOTAL | 8 | 13 | 113 | 0 | 12 | 17 | 125 | 0 | 17 | 13 | 113 | 0 |
| COLLEGE TOTAL | 126 | 75 | 529 | 37 | 116 | 61 | 556 | 49 | 151 | 86 | 538 | 43 |

Source: Office of Institutional Research and Testing

DEGREES

DEGREES CONFERRED BY PROGRAM
ACADEMIC YEAR (SUMMER, FALL, SPRING SEMESTERS)

| EDUCATION & HUMAN SERVICES | 2012-13 | | | | 2013-14 | | | | 2014-15 | | | |
|---|----------|-----------|------------|-----------|----------|-----------|------------|-----------|----------|-----------|------------|-----------|
| | CERT | AS | BS | MS | CERT | AS | BS | MS | CERT | AS | BS | MS |
| CRIMINAL JUSTICE | | | | | | | | | | | | |
| Criminal Justice | | | 352 | | | | 356 | | | | 358 | |
| Criminal Justice Administration | | | | 25 | | | | 25 | | | | 19 |
| Pre-Criminal Justice | | 72 | | | | 52 | | | | 71 | | |
| TOTAL | 0 | 72 | 352 | 25 | 0 | 52 | 356 | 25 | 0 | 71 | 358 | 19 |
| RECREATION, LEISURE SVCS, & WELLNESS | | | | | | | | | | | | |
| Recreation Leadership & Management | | | 16 | | | | 15 | | | | 4 | |
| TOTAL | 0 | 0 | 16 | 0 | 0 | 0 | 15 | 0 | 0 | 0 | 4 | 0 |
| SCHOOL OF EDUCATION | | | | | | | | | | | | |
| Art Education | | | | | 1 | | | | | | | |
| Biology Education | | | 2 | | | | 1 | | | | 4 | |
| Career & Technical Education | | | | 12 | | | | 18 | | | | 13 |
| Chemistry Education | | | | | | | 2 | | | | | |
| Curriculum & Instruction | | | | 19 | | | | 31 | | | | 27 |
| Early Childhood Education | | 10 | 23 | | | 5 | 24 | | | 14 | 27 | |
| Educational Leadership | | | | | | | | 5 | | | | 6 |
| Elementary Education | | | 49 | | | | 61 | | | | 38 | |
| English Education | | | 4 | | | | 2 | | | | 4 | |
| History Education | | | 6 | | | | 7 | | | | 4 | |
| Mathematics Education | | | 4 | | | | 6 | | | | 3 | |
| Political Science Education | | | 1 | | | | | | | | | |
| Pre-Teaching Elementary | | 1 | | | | | | | | 3 | | |
| Pre-Teaching Secondary | | 4 | | | | 1 | | | | 1 | | |
| Pro-Mo-TEd Technical Education | | | 9 | | | | 1 | | | | 6 | |
| Social Studies & Elementary Education | | | | | | | 1 | | | | | |
| Social Studies Education | | | 6 | | | | 7 | | | | 14 | |
| Technical Education | | | 1 | | | | 2 | | | | 1 | |
| Total Quality Management in Education | 1 | | | | 2 | | | | 1 | | | |
| TOTAL | 1 | 15 | 105 | 31 | 3 | 6 | 114 | 54 | 1 | 18 | 101 | 46 |
| TELEVISION AND DIGITAL MEDIA PRODUCTION | | | | | | | | | | | | |
| Digital Animation/Game Design | | | 13 | | | | 21 | | | | 20 | |
| Digital Media Software Engineering | | | | | | | 4 | | | | 4 | |
| Television & Digital Media Production | | | 18 | | | | 27 | | | | 21 | |
| TOTAL | 0 | 0 | 31 | 0 | 0 | 0 | 52 | 0 | 0 | 0 | 45 | 0 |
| COLLEGE TOTAL | 1 | 87 | 504 | 56 | 3 | 58 | 537 | 79 | 1 | 89 | 508 | 65 |

Source: Office of Institutional Research and Testing

DEGREES CONFERRED BY PROGRAM

ACADEMIC YEAR (SUMMER, FALL, SPRING SEMESTERS)

| ENGINEERING TECHNOLOGY | 2012-13 | | | | 2013-14 | | | | 2014-15 | | | |
|---|-----------|-----------|-----------|----------|-----------|-----------|-----------|----------|-----------|-----------|-----------|----------|
| | CERT | AS | BS | MS | CERT | AS | BS | MS | CERT | AS | BS | MS |
| ARCHITECTURAL TECH & FACILITIES MGMT | | | | | | | | | | | | |
| Architectural Technology | | 35 | | | | 24 | | | | 17 | | |
| Architecture & Sustainability | | | 10 | | | 12 | | | | 14 | | |
| Facility Management | 9 | | 22 | | 4 | | 12 | | 7 | | 16 | |
| TOTAL | 9 | 35 | 32 | 0 | 4 | 24 | 24 | 0 | 7 | 17 | 30 | 0 |
| AUTOMOTIVE | | | | | | | | | | | | |
| Automotive & Heavy Equipment Management | | | 1 | | | | 1 | | | | | |
| Automotive Engineering Technology | | | 34 | | | | 30 | | | | 43 | |
| Automotive Management | | | 19 | | | | 16 | | | | 19 | |
| Automotive Management (2+2) | | | | | | | 1 | | | | 1 | |
| Automotive Service Technology | | 20 | | | | 14 | | | | 13 | | |
| Performance Machining | 10 | | | | 16 | | | | 12 | | | |
| Performance Motorsports | 39 | | | | 40 | | | | 42 | | | |
| TOTAL | 49 | 20 | 54 | 0 | 56 | 14 | 48 | 0 | 54 | 13 | 63 | 0 |
| CONSTRUCTION TECHNOLOGY & MGMT | | | | | | | | | | | | |
| Advanced Construction Management | 2 | | | | | | | | 1 | | | |
| Building Construction Technology | | 40 | | | | 27 | | | | 33 | | |
| Civil Engineering Technology | | 12 | | | | 14 | | | | 12 | | |
| Construction Administration | 1 | | | | | | | | 1 | | | |
| Construction Mgt/Commercial-Industrial | | | | | | | 1 | | | | 2 | |
| Construction Management | | | 71 | | | | 42 | | | | 36 | |
| TOTAL | 3 | 52 | 71 | 0 | 0 | 41 | 43 | 0 | 2 | 45 | 38 | 0 |
| ELECTRONICS/CNS | | | | | | | | | | | | |
| Computer Networking | | | | | | | | | 1 | | | |
| Computer Networks & Systems | | | 9 | | | | 9 | | | | 6 | |
| Electrical/Electronics Engineering Technology | | | 12 | | | | 7 | | | | 18 | |
| Industrial Electronics Technology | | 9 | | | | 12 | | | | 7 | | |
| TOTAL | 0 | 9 | 21 | 0 | 0 | 12 | 16 | 0 | 1 | 7 | 24 | 0 |
| ENERGY SYSTEMS ENGINEERING | | | | | | | | | | | | |
| Energy Systems Engineering | | | | 1 | | | 3 | | | | 3 | |
| TOTAL | 0 | 0 | 0 | 1 | 0 | 0 | 3 | 0 | 0 | 0 | 3 | 0 |
| HEAVY EQUIPMENT | | | | | | | | | | | | |
| Electrical Power Generation | 2 | | | | 1 | | | | 3 | | | |
| Heavy Equipment Service Engineering Tech | | | 19 | | | | 10 | | | | 23 | |
| Heavy Equipment Technology | | 41 | | | | 35 | | | | 25 | | |
| TOTAL | 2 | 41 | 19 | 0 | 1 | 35 | 10 | 0 | 3 | 25 | 23 | 0 |
| HVACR | | | | | | | | | | | | |
| HVACR Eng Tech and Energy Mgmt | | | | | | | 14 | | | | 37 | |
| HVACR Engineering Technology | | | 46 | | | | 25 | | | | 7 | |
| HVACR Technology | | 27 | | | | 20 | | | | 25 | | |
| TOTAL | 0 | 27 | 46 | 0 | 0 | 20 | 39 | 0 | 0 | 25 | 44 | 0 |

DEGREES CONFERRED BY PROGRAM

ACADEMIC YEAR (SUMMER, FALL, SPRING SEMESTERS)

| ENGINEERING TECHNOLOGY | 2012-13 | | | | 2013-14 | | | | 2014-15 | | | |
|---|------------|------------|------------|----------|------------|------------|------------|----------|------------|------------|------------|----------|
| | CERT | AS | BS | MS | CERT | AS | BS | MS | CERT | AS | BS | MS |
| MANUFACTURING ENGINEERING TECH | | | | | | | | | | | | |
| Basic CNC Prog & Machine Operations | | | | | 4 | | | | 28 | | | |
| Industrial Practices | | | | | 3 | | | | 5 | | | |
| Industrial Technology and Management | | | 21 | | | | 9 | | | | 7 | |
| Manufacturing Engineering Technology | | | 22 | | | | 20 | | | | 23 | |
| Manufacturing Technology | | 2 | | | | 7 | | | | 8 | | |
| Manufacturing Tooling Technology | | 4 | | | | 3 | | | | 1 | | |
| Product Design | 1 | | | | 7 | | | | 10 | | | |
| Quality Engineering Technology | | | 2 | | | | 8 | | | | 4 | |
| Quality Technology | 49 | | | | 68 | | | | 67 | | | |
| TOTAL | 50 | 6 | 45 | 0 | 82 | 10 | 37 | 0 | 110 | 9 | 34 | 0 |
| MECHANICAL DESIGN | | | | | | | | | | | | |
| CAD Drafting & Tool Design Technology | | 19 | | | | 12 | | | | 12 | | |
| Mechanical Engineering Technology | | 31 | 19 | | | 34 | 21 | | | 22 | 32 | |
| Product Design Engineering Technology | | | 22 | | | | 14 | | | | 25 | |
| TOTAL | 0 | 50 | 41 | 0 | 0 | 46 | 35 | 0 | 0 | 34 | 57 | 0 |
| PLASTICS & RUBBER | | | | | | | | | | | | |
| Plastics Engineering Technology | | | 26 | | | | 21 | | | | 20 | |
| Plastics Technology | | 7 | | | | 5 | | | | | | |
| Plastics/Polymer Engineering Technology | | 11 | | | | 27 | | | | 33 | | |
| Rubber Engineering Technology | | | 3 | | | | 3 | | | | 7 | |
| Rubber Technology | | | | | | 1 | | | | | | |
| TOTAL | 0 | 18 | 29 | 0 | 0 | 33 | 24 | 0 | 0 | 33 | 27 | 0 |
| PRINTING & IMAGING TECHNOLOGY MGMT | | | | | | | | | | | | |
| New Media Printing & Publishing | | | 3 | | | | 3 | | | | | |
| Printing & Digital Graphic Imaging Technology | | 10 | | | | 5 | | | | | | |
| Printing Management | | | 9 | | | | 3 | | | | 1 | |
| TOTAL | 0 | 10 | 12 | 0 | 0 | 5 | 6 | 0 | 0 | 0 | 1 | 0 |
| SURVEYING | | | | | | | | | | | | |
| Geographic Information Systems | | | | | 7 | | | | 5 | | | |
| Positioning for Hydrographic Surveying | 1 | | | | 3 | | | | | | | |
| Surveying Engineering | | | 13 | | 1 | | 11 | | | | 9 | |
| Surveying Technology | | 4 | | | | 4 | | | | 8 | | |
| TOTAL | 1 | 4 | 13 | 0 | 11 | 4 | 11 | 0 | 5 | 8 | 9 | 0 |
| WELDING ENGINEERING TECHNOLOGY | | | | | | | | | | | | |
| Welding Engineering Technology | | | 33 | | | | 40 | | | | 52 | |
| Welding Technology | | 39 | | | | 46 | | | | 42 | | |
| TOTAL | 0 | 39 | 33 | 0 | 0 | 46 | 40 | 0 | 0 | 42 | 52 | 0 |
| COLLEGE TOTAL | 114 | 311 | 416 | 0 | 154 | 290 | 336 | 0 | 182 | 258 | 405 | 0 |

Source: Office of Institutional Research and Testing

DEGREES CONFERRED BY PROGRAM

ACADEMIC YEAR (SUMMER, FALL, SPRING SEMESTERS)

| HEALTH PROFESSIONS | 2012-13 | | | | 2013-14 | | | | 2014-15 | | | |
|--|----------|------------|------------|-----------|-----------|------------|------------|-----------|-----------|------------|------------|-----------|
| | CERT | AAS | BS | MS | CERT | AAS | BS | MS | CERT | AAS | BS | MS |
| CLINICAL LAB, RESP CARE & HEALTH ADM. | | | | | | | | | | | | |
| Gerontology | 5 | | | | 11 | | | | 29 | | | |
| Health Care Systems Administration | | | 90 | | | | 114 | | | | 97 | |
| Health Information Management | | | 15 | | | | 19 | | | | 27 | |
| Health Information Technology | | 64 | | | | 46 | | | | 45 | | |
| Medical Laboratory Science | | | | | | | 18 | | | | 15 | |
| Medical Laboratory Technology | | 1 | | | | 5 | | | | 1 | | |
| Medical Technology | | | 20 | | | | 2 | | | | | |
| Molecular Diagnostics | | | | | | | 5 | | | | 16 | |
| Phlebotomy | 1 | | | | | | | | | | | |
| Respiratory Care | | 42 | | | | 24 | | | | 32 | | |
| TOTAL | 6 | 107 | 125 | 0 | 11 | 75 | 158 | 0 | 29 | 78 | 155 | 0 |
| DENTAL HYGIENE & MEDICAL IMAGING | | | | | | | | | | | | |
| Allied Health Science | | 17 | 19 | | | 16 | 28 | | | 5 | 40 | |
| Dental Hygiene | | 40 | 19 | | | 38 | 15 | | | 41 | 13 | |
| Diagnostic Medical Sonography | | 22 | | | | 20 | | | | 21 | | |
| Nuclear Medicine Technology | | | 48 | | | | 35 | | | | 32 | |
| Radiography | | 38 | | | | 43 | | | | 36 | | |
| TOTAL | 0 | 117 | 86 | 0 | 0 | 117 | 78 | 0 | 0 | 103 | 85 | 0 |
| SCHOOL OF NURSING | | | | | | | | | | | | |
| Master of Science in Nursing | | | | 20 | | | | 25 | | | | 18 |
| Nursing | | | 213 | | | | 131 | | | | 147 | |
| Nursing Education | 2 | | | | | | | | | | | |
| Nursing Accelerated Track | | | | | | | 23 | | | | 23 | |
| Nursing- B.S.N. | | | | | | | 64 | | | | 58 | |
| TOTAL | 2 | 0 | 213 | 20 | 0 | 0 | 218 | 25 | 0 | 0 | 228 | 18 |
| COLLEGE TOTAL | 8 | 224 | 424 | 20 | 11 | 192 | 454 | 25 | 29 | 181 | 468 | 18 |

Source: Office of Institutional Research and Testing

DEGREES

DEGREES CONFERRED BY PROGRAM
ACADEMIC YEAR (SUMMER, FALL, SPRING SEMESTERS)

| KENDALL | 2012-13 | | | | 2013-14 | | | | 2014-15 | | | |
|---|----------|----------|------------|-----------|----------|----------|------------|-----------|----------|----------|------------|-----------|
| | CERT | BS | BFA | MFA | CERT | BS | BFA | MFA | CERT | BS | BFA | MFA |
| DESIGN STUDIES | | | | | | | | | | | | |
| Colaborative Design | | | | | | | | | | | 1 | |
| Digital Media | | | 23 | | | | 30 | | | | 21 | |
| Digital Media Digital Illustration | | | 2 | | | | | | | | | |
| Digital Media Interactive Design | | | | | | | | | | | | |
| Furniture Design | | | 6 | | | | 6 | | | | 2 | |
| Graphic Design | | | 48 | | | | 52 | | | | 41 | |
| Illustration | | | 31 | | | | 44 | | | | 36 | |
| Industrial Design | | | 16 | | | | 8 | | | | 13 | |
| Interior Design | | | 27 | | | | 23 | | | | 18 | |
| Medical Illustration | | | | | | | 3 | | | | 4 | |
| Metals/Jewelry Design | | | 1 | | | | | | | | 3 | |
| TOTAL | 0 | 0 | 154 | 0 | 0 | 0 | 166 | 0 | 0 | 0 | 139 | 0 |
| FINE ARTS/FOUNDATION | | | | | | | | | | | | |
| Art Education | | | 8 | | | | 12 | | | | 6 | |
| Drawing | | | 9 | | | | 7 | | | | 3 | |
| Drawing with Printmaking Focus | | | 4 | | | | 4 | | | | | |
| Fashion Studies | | | | | | | | | | | 2 | |
| Fine Arts Drawing | | | | 2 | | | | 3 | | | | |
| Fine Arts Painting | | | | 7 | | | | 3 | | | | 12 |
| Fine Arts Photography | | | | 3 | | | | 3 | | | | 2 |
| Fine Arts Printmaking | | | 1 | 1 | | | 1 | 1 | | | | 2 |
| Painting | | | 6 | | | | 5 | | | | 8 | |
| Photography | | | 14 | | | | 12 | | | | 12 | |
| Printmaking | | | | | | | 1 | | | | 3 | |
| Sculpture/Functional Art | | | 3 | | | | 3 | | | | 9 | |
| TOTAL | 0 | 0 | 45 | 13 | 0 | 0 | 45 | 10 | 0 | 0 | 43 | 16 |
| LIBERAL ARTS/SCIENCE/ART HISTORY | | | | | | | | | | | | |
| Art History | | | | | | | | | | 2 | | |
| Art History Academic Option | | 2 | | | | 1 | | | | | | |
| Art History Studio Option | | 3 | | | | 4 | | | | 2 | | |
| Master of Art Education | | | | 1 | | | | 1 | | | | 2 |
| TOTAL | 0 | 5 | 0 | 1 | 0 | 5 | 0 | 1 | 0 | 4 | 0 | 2 |
| COLLEGE TOTAL | 0 | 5 | 199 | 14 | 0 | 5 | 211 | 11 | 0 | 4 | 182 | 18 |

Source: Office of Institutional Research and Testing

DEGREES CONFERRED BY PROGRAM

ACADEMIC YEAR (SUMMER, FALL, SPRING SEMESTERS)

| MICHIGAN COLLEGE OF OPTOMETRY | 2012-13 | | | | 2013-14 | | | | 2014-15 | | | |
|-------------------------------|----------|----------|----------|-----------|----------|----------|----------|-----------|----------|----------|----------|-----------|
| | CERT | AS | BS | OD | CERT | AS | BS | OD | CERT | AS | BS | OD |
| Optometry | | | | 34 | | | | 39 | | | | 37 |
| Vision Science | | | | | | | 6 | | | | 6 | |
| COLLEGE TOTAL | 0 | 0 | 0 | 34 | 0 | 0 | 6 | 39 | 0 | 0 | 6 | 37 |

| PHARMACY | 2012-13 | | | | 2013-14 | | | | 2013-14 | | | |
|----------------------|----------|----------|----------|------------|----------|----------|----------|------------|----------|----------|----------|------------|
| | CERT | AS | BS | Pharm D | CERT | AS | BS | Pharm D | CERT | AS | BS | Pharm D |
| Pharmacy | | | | 116 | | | | 139 | | | | 126 |
| COLLEGE TOTAL | 0 | 0 | 0 | 116 | 0 | 0 | 0 | 139 | 0 | 0 | 0 | 126 |

| PROFESSIONAL & TECHNOLOGICAL STUDIES | 2012-13 | | | | 2013-14 | | | | 2013-14 | | | |
|--------------------------------------|----------|----------|----------|----------|----------|----------|----------|----------|----------|----------|----------|-----------|
| | CERT | AS | BS | MS | CERT | AS | BS | EDD | CERT | AS | BS | EDD |
| Community College Leadership | | | | 5 | | | | 8 | | | | 24 |
| Digital Animation & Game Design | | | | | | | 1 | | | | | |
| TOTAL | 0 | 0 | 0 | 5 | 0 | 0 | 1 | 8 | 0 | 0 | 0 | 24 |
| COLLEGE TOTAL | 0 | 0 | 0 | 5 | 0 | 0 | 1 | 8 | 0 | 0 | 0 | 24 |

Source: Office of Institutional Research and Testing

DEGREES

DEGREES CONFERRED AT FERRIS STATE UNIVERSITY

ACADEMIC YEAR (SUMMER, FALL, SPRING SEMESTERS)

| | <u>CERTIFICATE</u> | <u>ASSOCIATE</u> | <u>BACHELOR</u> | <u>MASTER</u> | <u>PROFESSIONAL PRACTICE</u> | <u>Doctorate</u> | <u>TOTAL</u> |
|--------------------|--------------------|------------------|-----------------|---------------|----------------------------------|------------------|--------------|
| 1995 - 1996 | 53 | 860 | 1,438 | 40 | 35 | | 2,426 |
| 1996 - 1997 | 71 | 786 | 1,328 | 43 | 41 | | 2,269 |
| 1997 - 1998 | 82 | 823 | 1,281 | 97 | 40 | | 2,323 |
| 1998 - 1999 | 96 | 839 | 1,140 | 83 | 41 | | 2,199 |
| 1999 - 2000 | 130 | 821 | 1,186 | 81 | 44 | | 2,262 |
| 2000 - 2001 | 100 | 722 | 1,217 | 116 | 52 | | 2,207 |
| 2001 - 2002 | 157 | 764 | 1,325 | 152 | 45 | | 2,443 |
| 2002 - 2003 | 247 | 808 | 1,312 | 168 | 58 | | 2,593 |
| 2003 - 2004 | 217 | 830 | 1,410 | 148 | 121 | | 2,726 |
| 2004 - 2005 | 245 | 843 | 1,403 | 158 | 149 | | 2,798 |
| 2005 - 2006 | 259 | 905 | 1,615 | 134 | 147 | | 3,060 |
| 2006 - 2007 | 327 | 873 | 1,639 | 169 | 154 | | 3,162 |
| 2007 - 2008 | 264 | 861 | 1,839 | 137 | 158 | | 3,259 |
| 2008 - 2009 | 292 | 794 | 1,952 | 197 | 176 | | 3,411 |
| 2009 - 2010 | 283 | 787 | 2,004 | 156 | 177 | | 3,407 |
| 2010 - 2011 | 247 | 718 | 2,199 | 165 | 178 | | 3,507 |
| 2011 - 2012 | 298 | 819 | 2,310 | 149 | 185 | | 3,761 |
| 2012 - 2013 | 249 | 790 | 2,359 | 127 | 150 | 5 | 3,680 |
| 2013 - 2014 | 288 | 683 | 2,412 | 164 | 178 | 8 | 3,733 |
| 2014 - 2015 | 370 | 695 | 2404 | 144 | 163 | 24 | 3800 |

Source: Office of Institutional Research and Testing

FERRIS STATE UNIVERSITY

APPROVED PROGRAMS

| COLLEGE | DEPARTMENT | PROGRAM NAMES | DEGREE |
|---------|--|--|--------|
| A/S | Arts & Sciences Dean's Office | Integrative Studies | BS |
| A/S | Biological Sciences | Biology | BA |
| A/S | Biological Sciences | Biology | BS |
| A/S | Biological Sciences | Biology/Environmental Biology | BS |
| A/S | Biological Sciences | Biology/Forensic Biology | BS |
| A/S | Biological Sciences | Biology/Pre-Dentistry | BS |
| A/S | Biological Sciences | Biology/Pre-Medicine | BS |
| A/S | Biological Sciences | Biology/Pre-Optometry | BS |
| A/S | Biological Sciences | Biology/Pre-Pharmacy | BS |
| A/S | Biological Sciences | Biology/Pre-Physical Therapy | BS |
| A/S | Biological Sciences | Biology/Pre-Veterinary Medicine | BS |
| A/S | Biological Sciences | Biotechnology | BS |
| A/S | Biological Sciences | Pre-Science | AS |
| A/S | Humanities | Applied Speech Communication | AA |
| A/S | Humanities | Applied Speech Communication | BS |
| A/S | Humanities | Applied Speech Communication Public Advocacy Concentration | BS |
| A/S | Humanities | History | BA |
| A/S | Humanities | Sports Communication | BS |
| A/S | Language and Literature | English | BA |
| A/S | Language and Literature | Journalism & Technical Communication | BS |
| A/S | Language and Literature | Liberal Arts | AA |
| A/S | Language and Literature | Spanish for the Professions | BS |
| A/S | Language and Literature | Technical & Professional Communication | BS |
| A/S | Mathematics | Actuarial Science | BS |
| A/S | Mathematics | Applied Mathematics | BS |
| A/S | Mathematics | Applied Mathematics/Computer Science | BS |
| A/S | Mathematics | Pre-Engineering | AS |
| A/S | Physical Sciences | Biochemistry | BA |
| A/S | Physical Sciences | Chemistry | BA |
| A/S | Physical Sciences | Chemistry/Pre-Pharmacy Concentration | BA |
| A/S | Physical Sciences | Industrial Chemistry Fermentation Science Concentration | BS |
| A/S | Physical Sciences | Industrial Chemistry Manufacturing Concentration | BS |
| A/S | Physical Sciences | Industrial Chemistry Technology | AAS |
| A/S | Physical Sciences | Pre-Mortuary Science | AS |
| A/S | Physical Sciences | Pre-Pharmacy | AS |
| A/S | Social Sciences | Political Sciences | BS |
| A/S | Social Sciences | Pre-Law | AA |
| A/S | Social Sciences | Psychology | BS |
| A/S | Social Sciences | Social Work | MSW |
| A/S | Social Sciences | Social Work | BSW |
| A/S | Social Sciences | Sociology | BA |
| BUS | Accounting, Finance, & Information Systems | Accountancy | AAS |
| BUS | Accounting, Finance, & Information Systems | Accountancy | BS |
| BUS | Accounting, Finance, & Information Systems | Accountancy/Computer Information Systems | BS |
| BUS | Accounting, Finance, & Information Systems | Accountancy/Finance | BS |
| BUS | Accounting, Finance, & Information Systems | Accountancy/Public Accounting Concentration | BS |
| BUS | Accounting, Finance, & Information Systems | Accountancy/Public Professional Directed Conc. | BS |
| BUS | Accounting, Finance, & Information Systems | Computer Information Systems | AAS |
| BUS | Accounting, Finance, & Information Systems | Computer Information Systems | BS |
| BUS | Accounting, Finance, & Information Systems | Computer Information Technology | BS |

FERRIS STATE UNIVERSITY

APPROVED PROGRAMS

| COLLEGE | DEPARTMENT | PROGRAM NAMES | DEGREE |
|---------|--|--|--------|
| BUS | Accounting, Finance, & Information Systems | Finance | BS |
| BUS | Accounting, Finance, & Information Systems | Information Security & Intelligence | BS |
| BUS | Accounting, Finance, & Information Systems | Information Security & Intelligence | MS |
| BUS | Management | Business Administration | BS |
| BUS | Management | Business Administration | MBA |
| BUS | Management | Business Administration w/ Legal Studies | BS |
| BUS | Management | Business Administration w/ Professional Tracks | BS |
| BUS | Management | Business Administration w/Business Intelligence Cert | MBA |
| BUS | Management | Business Administration w/Design and Innovation Mgmt Cet | MBA |
| BUS | Management | Business Administration w/Incident Response Cert | MBA |
| BUS | Management | Business Administration w/Management Tools and Concepts Cert | MBA |
| BUS | Management | Business Administration w/Nursing Concentration | MBA |
| BUS | Management | Business Administration w/Project Management Cert | MBA |
| BUS | Management | General Business | AAS |
| BUS | Management | Human Resource Management | BS |
| BUS | Management | Legal Studies | AAS |
| BUS | Management | Operations and Supply Management | BS |
| BUS | Management | Risk Management and Insurance | BS |
| BUS | Marketing | Advertising/Integrated Marketing Communication | BS |
| BUS | Marketing | Business Data Analytics | BS |
| BUS | Marketing | Graphic Communications | AAS |
| BUS | Marketing | Graphic Design | AAS |
| BUS | Marketing | Graphic Design | BS |
| BUS | Marketing | Graphic Media Management | BS |
| BUS | Marketing | Health Care Marketing | BS |
| BUS | Marketing | Marketing | AAS |
| BUS | Marketing | Marketing | BS |
| BUS | Marketing | Public Relations | BS |
| BUS | Marketing | Public Relations/Employee Relations Concentration | BS |
| BUS | Marketing | Public Relations/Investor Relations Concentration | BS |
| BUS | Marketing | Public Relations/Marketing Promotion Concentration | BS |
| BUS | Marketing | Public Relations/Media Relations Concentration | BS |
| BUS | Sport Entertainment and Hospitality Mgmt | Dietary and Food Service Management | AAS |
| BUS | Sport Entertainment and Hospitality Mgmt | Music Industry Management | BS |
| BUS | Sport Entertainment and Hospitality Mgmt | PGA Golf Management | BS |
| BUS | Sport Entertainment and Hospitality Mgmt | Professional Tennis Management | BS |
| BUS | Sport Entertainment and Hospitality Mgmt | Restaurant & Food Industry Management | AAS |
| CPTS | Professional & Technological Studies | Community College Leadership | EDD |
| EDU | Criminal Justice | Criminal Justice Administration | MS |
| EDU | Criminal Justice | Criminal Justice/Corrections Option | BS |
| EDU | Criminal Justice | Criminal Justice/Generalist Option | BS |
| EDU | Criminal Justice | Criminal Justice/Law Enforcement Option | BS |
| EDU | Criminal Justice | Pre-Criminal Justice | AA |
| EDU | Leisure Studies and Wellness | Recreation Leadership & Management | BS |
| EDU | School of Digital Media | Digital Animation and Game Design | BAS |
| EDU | School of Digital Media | Digital Media Software Engineering | BS |
| EDU | School of Digital Media | Pre-Digital Media | AS |
| EDU | School of Digital Media | Television and Digital Media Production | BS |
| EDU | School of Education | Biology Education | BS |
| EDU | School of Education | Business Mgmt Marketing & Tech Teaching Major | BS |

FERRIS STATE UNIVERSITY

APPROVED PROGRAMS

| COLLEGE | DEPARTMENT | PROGRAM NAMES | DEGREE |
|---------|--|---|--------|
| EDU | School of Education | Career & Technical Education | MS |
| EDU | School of Education | Career & Technical Education/Administrative Concentration | MS |
| EDU | School of Education | Career & Technical Education/Instructor Concentration | MS |
| EDU | School of Education | Career & Technical Education/Postsecondary Administration | MS |
| EDU | School of Education | Career & Technical Education/Training and Development | MS |
| EDU | School of Education | Chemistry Education | BS |
| EDU | School of Education | Curriculum & Instruction - Administrative | M.Ed. |
| EDU | School of Education | Curriculum & Instruction - Experiential Education | M.Ed. |
| EDU | School of Education | Curriculum & Instruction - Reading Specialist Option | M.Ed. |
| EDU | School of Education | Curriculum & Instruction - Special Education | M.Ed. |
| EDU | School of Education | Curriculum & Instruction - Subject Area Conc. | M.Ed. |
| EDU | School of Education | Early Childhood Education | AAS |
| EDU | School of Education | Early Childhood Education | BS |
| EDU | School of Education | Educational Leadership | MS |
| EDU | School of Education | Elementary Education | BS |
| EDU | School of Education | English Education | BS |
| EDU | School of Education | Geography Education | BS |
| EDU | School of Education | History Education | BS |
| EDU | School of Education | Mathematics Education | BS |
| EDU | School of Education | Political Sciences Education | BS |
| EDU | School of Education | Pre-Teaching Elementary | AA |
| EDU | School of Education | Pre-Teaching Secondary | AA |
| EDU | School of Education | Social Studies Education | BS |
| EDU | School of Education | Technical Education | BS |
| HP | Clinical Laboratory, Respiratory, Health Admin | Health Care Systems Administration | BS |
| HP | Clinical Laboratory, Respiratory, Health Admin | Health Care Systems Administration Long Term Care Concentration | BS |
| HP | Clinical Laboratory, Respiratory, Health Admin | Health Information Management | BS |
| HP | Clinical Laboratory, Respiratory, Health Admin | Health Information Technology | AAS |
| HP | Clinical Laboratory, Respiratory, Health Admin | Medical Laboratory Technology | AAS |
| HP | Clinical Laboratory, Respiratory, Health Admin | Medical Laboratory Science | BS |
| HP | Clinical Laboratory, Respiratory, Health Admin | Molecular Diagnostics | BS |
| HP | Clinical Laboratory, Respiratory, Health Admin | Public Health | BS |
| HP | Clinical Laboratory, Respiratory, Health Admin | Public Health | MPH |
| HP | Clinical Laboratory, Respiratory, Health Admin | Respiratory Care | AAS |
| HP | College of Allied Health Sciences | Allied Health Science | AAS |
| HP | College of Allied Health Sciences | Allied Health Science | BS |
| HP | Dental Hygiene & Medical Imaging | Dental Hygiene | AAS |
| HP | Dental Hygiene & Medical Imaging | Dental Hygiene | BS |
| HP | Dental Hygiene & Medical Imaging | Diagnostic Medical Sonography | AAS |
| HP | Dental Hygiene & Medical Imaging | Nuclear Medicine Technology | BS |
| HP | Dental Hygiene & Medical Imaging | Radiography | AAS |
| HP | School of Nursing | Nursing | BSN |
| HP | School of Nursing | Nursing | MSN |
| HP | School of Nursing | Nursing | RN-BSN |
| KEN | Design Studies | Architecture | M Arch |
| KEN | Design Studies | Collaborative Design | BFA |
| KEN | Design Studies | Digital Media | BFA |
| KEN | Design Studies | Furniture Design | BFA |
| KEN | Design Studies | Graphic Design | BFA |
| KEN | Design Studies | Illustration | BFA |

FERRIS STATE UNIVERSITY

APPROVED PROGRAMS

| COLLEGE | DEPARTMENT | PROGRAM NAMES | DEGREE |
|---------|--|--|----------|
| KEN | Design Studies | Industrial Design | BFA |
| KEN | Design Studies | Interior Design | BFA |
| KEN | Design Studies | Medical Illustration | BFA |
| KEN | Design Studies | Metals/Jewelry Design | BFA |
| KEN | Design Studies | Visual and Critical Studies | MA |
| KEN | Fine Arts/Foundation | Drawing | BFA |
| KEN | Fine Arts/Foundation | Drawing with Printmaking Focus | BFA |
| KEN | Fine Arts/Foundation | Fashion Studies | BFA |
| KEN | Fine Arts/Foundation | Fine Arts Drawing | MFA |
| KEN | Fine Arts/Foundation | Fine Arts Painting | MFA |
| KEN | Fine Arts/Foundation | Fine Arts Photography | MFA |
| KEN | Fine Arts/Foundation | Fine Arts Printmaking | MFA |
| KEN | Fine Arts/Foundation | Painting | BFA |
| KEN | Fine Arts/Foundation | Photography | BFA |
| KEN | Fine Arts/Foundation | Printmaking | BFA |
| KEN | Fine Arts/Foundation | Sculpture/Functional Art | BFA |
| KEN | Liberal Arts & Sciences | Art Education | BFA |
| KEN | Liberal Arts & Sciences | Art Education | MFA |
| KEN | Liberal Arts & Sciences | Art History | BS |
| OPT | Optometry | Doctor of Optometry | OD |
| PHR | Pharmacy | Doctor of Pharmacy | Pharm.D. |
| TEC | Architectural Technology & Facility Mgmt | Architectural Technology | AAS |
| TEC | Architectural Technology & Facility Mgmt | Architecture & Sustainability | BS |
| TEC | Architectural Technology & Facility Mgmt | Facility Management | BS |
| TEC | Automotive | Automotive Engineering Technology | BS |
| TEC | Automotive | Automotive Management | BS |
| TEC | Automotive | Automotive Service Technology | AAS |
| TEC | Construction Technology & Management | Building Construction Technology | AAS |
| TEC | Construction Technology & Management | Civil Engineering Technology | AAS |
| TEC | Construction Technology & Management | Construction Management | BS |
| TEC | Construction Technology & Management | Construction Management/Building Construction Technology | BS |
| TEC | Construction Technology & Management | Construction Management/Civil Engineering Technology | BS |
| TEC | Electronics/CNS | Computer Networks & Systems | BS |
| TEC | Electronics/CNS | Electrical/Electronics Engineering Technology | BS |
| TEC | Electronics/CNS | Energy Systems Engineering | BS |
| TEC | Electronics/CNS | Industrial Electronics Technology | AAS |
| TEC | Heavy Equipment | Heavy Equipment Service Engineering Technology | BS |
| TEC | Heavy Equipment | Heavy Equipment Technology | AAS |
| TEC | HVACR | HVACR Engineering Technology and Energy Management | BS |
| TEC | HVACR | HVACR Technology | AAS |
| TEC | Manufacturing Engineering Technology | Industrial Technology and Management | BAS |
| TEC | Manufacturing Engineering Technology | Manufacturing Engineering Technology | BS |
| TEC | Manufacturing Engineering Technology | Manufacturing Technology | AAS |
| TEC | Manufacturing Engineering Technology | Quality Engineering Technology | BS |
| TEC | Mechanical Design | CAD Drafting & Tool Design Technology | AAS |
| TEC | Mechanical Design | Mechanical Engineering Technology | AAS |
| TEC | Mechanical Design | Mechanical Engineering Technology | BS |
| TEC | Mechanical Design | Product Design Engineering Technology | BS |
| TEC | Plastics & Rubber | Plastics & Polymer Engineering Technology | AAS |
| TEC | Plastics & Rubber | Plastics Engineering Technology | BS |

FERRIS STATE UNIVERSITY

APPROVED PROGRAMS

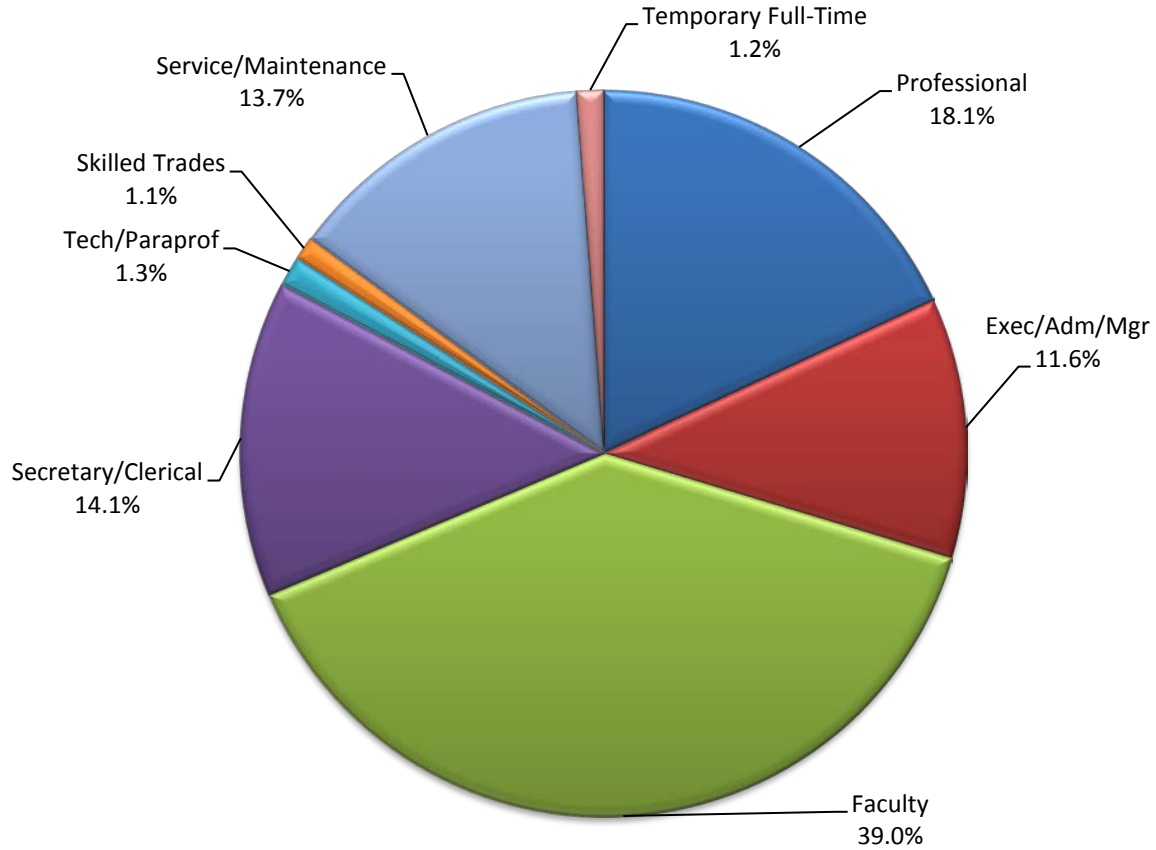
| COLLEGE | DEPARTMENT | PROGRAM NAMES | DEGREE |
|----------------|--------------------------------|--------------------------------|---------------|
| TEC | Plastics & Rubber | Rubber Engineering Technology | BS |
| TEC | Surveying | Surveying Engineering | BS |
| TEC | Surveying | Surveying Technology | AAS |
| TEC | Welding Engineering Technology | Welding Engineering Technology | BS |
| TEC | Welding Engineering Technology | Welding Technology | AAS |

Source: Academic Affairs

FACULTY & STAFF

**UNIVERSITY STAFF BY JOB CATEGORY AND GENDER
FALL 2015**

FULL-TIME

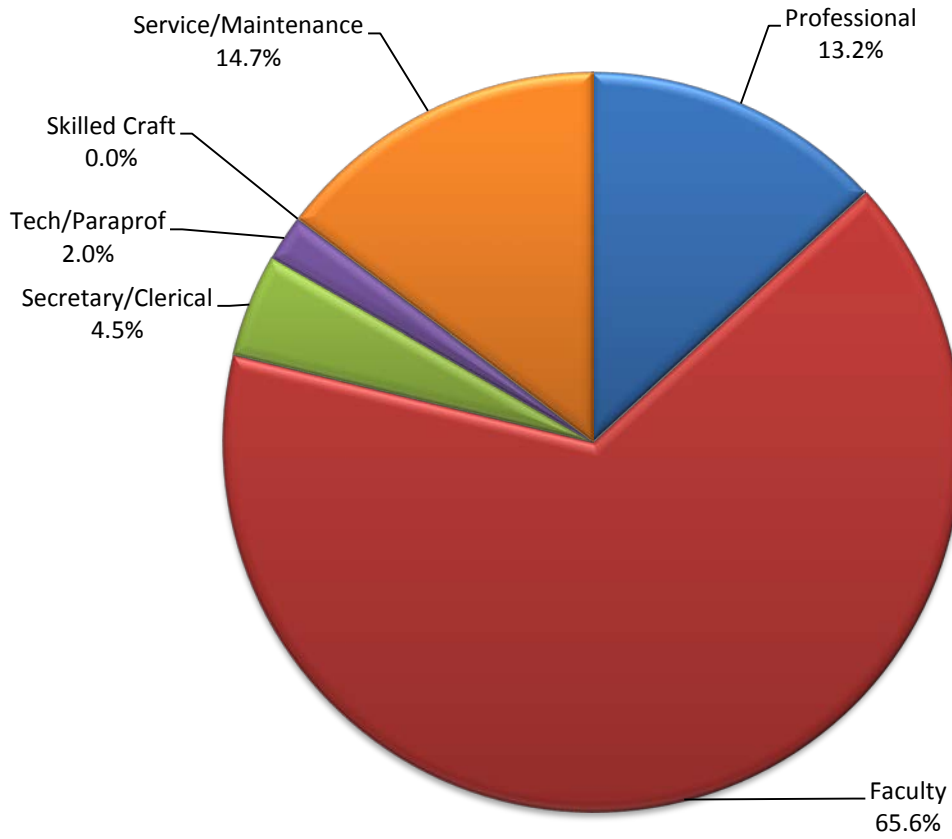


| <u>JOB CATEGORY</u> | <u>MALE NUMBER</u> | <u>PERCENT</u> | <u>FEMALE NUMBER</u> | <u>PERCENT</u> | <u>TOTAL NUMBER</u> | <u>PERCENT</u> |
|---------------------|------------------------|----------------|--------------------------|----------------|-------------------------|----------------|
| Professional | 129 | 47.1% | 145 | 52.9% | 274 | 18.1% |
| Exec/Adm/Mgr | 88 | 50.3% | 87 | 49.7% | 175 | 11.6% |
| Faculty | 334 | 56.6% | 256 | 43.4% | 590 | 39.0% |
| Secretary/Clerical | 11 | 5.2% | 202 | 94.8% | 213 | 14.1% |
| Tech/Paraprof | 10 | 50.0% | 10 | 50.0% | 20 | 1.3% |
| Skilled Trades | 16 | 100.0% | 0 | 0.0% | 16 | 1.1% |
| Service/Maintenance | 124 | 59.6% | 84 | 40.4% | 208 | 13.7% |
| Temporary Full-Time | 6 | 33.3% | 12 | 66.7% | 18 | 1.2% |
| TOTAL | 718 | 47.4% | 796 | 52.6% | 1514 | 100.0% |

Source: Office of Human Resource Development

**UNIVERSITY STAFF BY JOB CATEGORY AND GENDER
FALL 2015**

PART-TIME

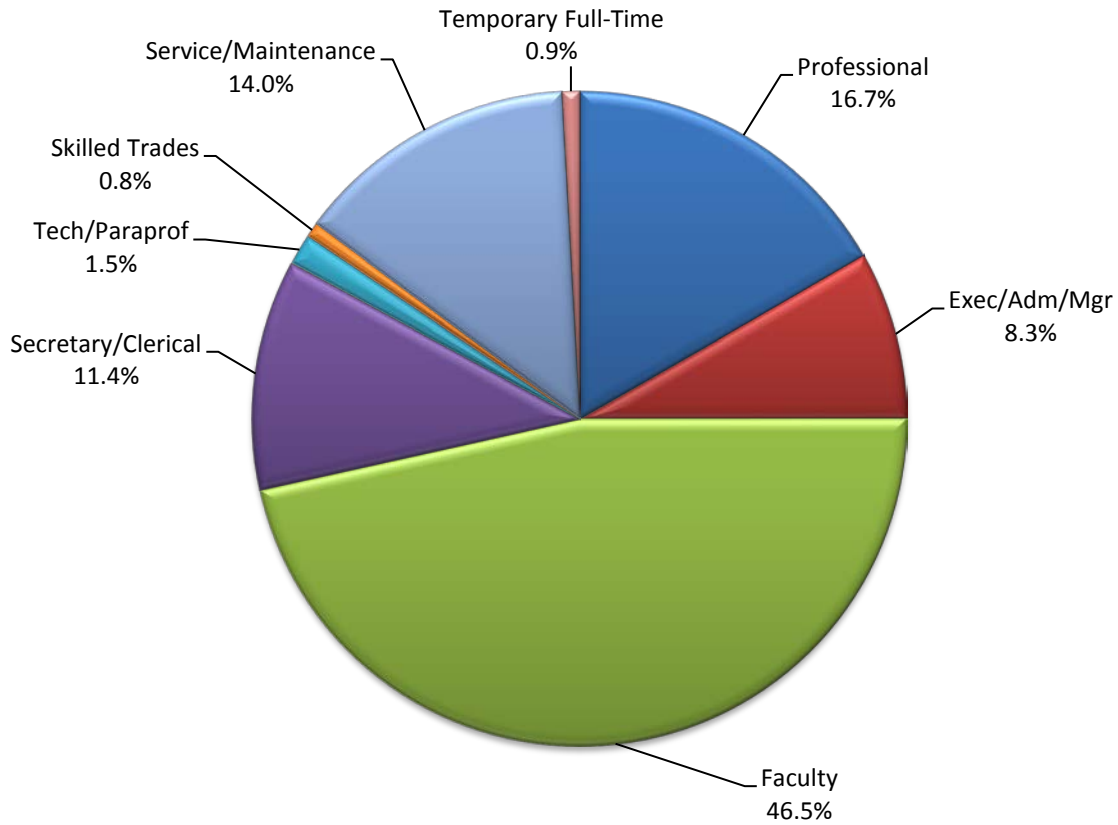


| <u>JOB CATEGORY</u> | <u>MALE NUMBER</u> | <u>PERCENT</u> | <u>FEMALE NUMBER</u> | <u>PERCENT</u> | <u>TOTAL NUMBER</u> | <u>PERCENT</u> |
|---------------------|------------------------|----------------|--------------------------|----------------|-------------------------|----------------|
| Professional | 29 | 36.7% | 50 | 63.3% | 79 | 13.2% |
| Faculty | 200 | 50.9% | 193 | 49.1% | 393 | 65.6% |
| Secretary/Clerical | 0 | 0.0% | 27 | 100.0% | 27 | 4.5% |
| Tech/Paraprof | 6 | 50.0% | 6 | 50.0% | 12 | 2.0% |
| Skilled Craft | 0 | #DIV/0! | 0 | #DIV/0! | 0 | 0.0% |
| Service/Maintenance | 35 | 39.8% | 53 | 60.2% | 88 | 14.7% |
| TOTAL | 270 | 45.1% | 329 | 54.9% | 599 | 100.0% |

Source: Office of Human Resource Development

**UNIVERSITY STAFF BY JOB CATEGORY AND GENDER
FALL 2015**

TOTAL



| <u>JOB CATEGORY</u> | <u>MALE NUMBER</u> | <u>PERCENT</u> | <u>FEMALE NUMBER</u> | <u>PERCENT</u> | <u>TOTAL NUMBER</u> | <u>PERCENT</u> |
|---------------------|------------------------|----------------|--------------------------|----------------|-------------------------|----------------|
| Professional | 158 | 44.8% | 195 | 55.2% | 353 | 16.7% |
| Exec/Adm/Mgr | 88 | 50.3% | 87 | 49.7% | 175 | 8.3% |
| Faculty | 534 | 54.3% | 449 | 45.7% | 983 | 46.5% |
| Secretary/Clerical | 11 | 4.6% | 229 | 95.4% | 240 | 11.4% |
| Tech/Paraprof | 16 | 50.0% | 16 | 50.0% | 32 | 1.5% |
| Skilled Trades | 16 | 100.0% | 0 | 0.0% | 16 | 0.8% |
| Service/Maintenance | 159 | 53.7% | 137 | 46.3% | 296 | 14.0% |
| Temporary Full-Time | 6 | 33.3% | 12 | 66.7% | 18 | 0.9% |
| TOTAL | 988 | 46.8% | 1125 | 53.2% | 2113 | 100.0% |

Source: Office of Human Resource Development

FALL FACULTY AND STAFF BY RACE/ETHNICITY AND GENDER

FULL-TIME & PART-TIME EMPLOYEES - 11/1/2015

| | <u>FEMALE</u> | <u>MALE</u> | <u>TOTAL</u> |
|--|---------------|-------------|--------------|
| AMERICAN INDIAN OR ALASKAN NATIVE | 3 | 7 | 10 |
| ASIAN | 18 | 20 | 38 |
| BLACK OR AFRICAN AMERICAN | 30 | 27 | 57 |
| HISPANIC OR LATINO | 12 | 13 | 25 |
| INTERNATIONAL | 14 | 24 | 38 |
| NATIVE HAWAIIAN OR PACIFIC ISLANDER | 1 | 0 | 1 |
| TWO OR MORE RACES | 4 | 7 | 11 |
| WHITE | 1,030 | 877 | 1,907 |
| UNREPORTED | 13 | 13 | 26 |
| TOTAL | 1,125 | 988 | 2,113 |

The following definitions are used in determining racial/ethnic designations:

American Indian or Alaskan Native:

A person having origins in any of the original peoples of North and South America (including Central America), and who maintains cultural identification through tribal affiliation or community attachment.

Asian:

A person having origins in any of the original peoples of the Far East, Southeast Asia, or the Indian Subcontinent including, for example, Cambodia, China, India, Japan, Korea, Malaysia, Pakistan, the Philippine Islands, Thailand, and Vietnam.

Black or African American:

A person having origins in any of the black racial groups of Africa.

Hispanic or Latino:

A person of Cuban, Mexican, Puerto Rican, Central or South American, or other Spanish culture or origin, regardless of race.

International:

A person who is not a citizen of the United States, and who is in this country on a temporary basis and does not have a right to remain indefinitely. (Prior to 2015, International Counts were reflected in the actual race/ethnicity, to keep consistent with State/Federal reporting the counts are now reflected in "International").

Native Hawaiian or Pacific Islander:

A person having origins in any of the original peoples of Hawaii, Guam, Samoa, or other Pacific Island.

White:

A person having origins in any of the original peoples of Europe, the Middle East, or North Africa.

Source: Office of Human Resource Development

DISTINGUISHED TEACHER AWARD

The Ferris State University Academic Senate oversees the selection of the Distinguished Teacher Awards. Teachers receiving this award have been nominated by their peers based on the following criteria: teaching excellence; participation in professional development activities; interest in students outside the classroom/laboratory; and exhibiting distinction as a member of the university community.

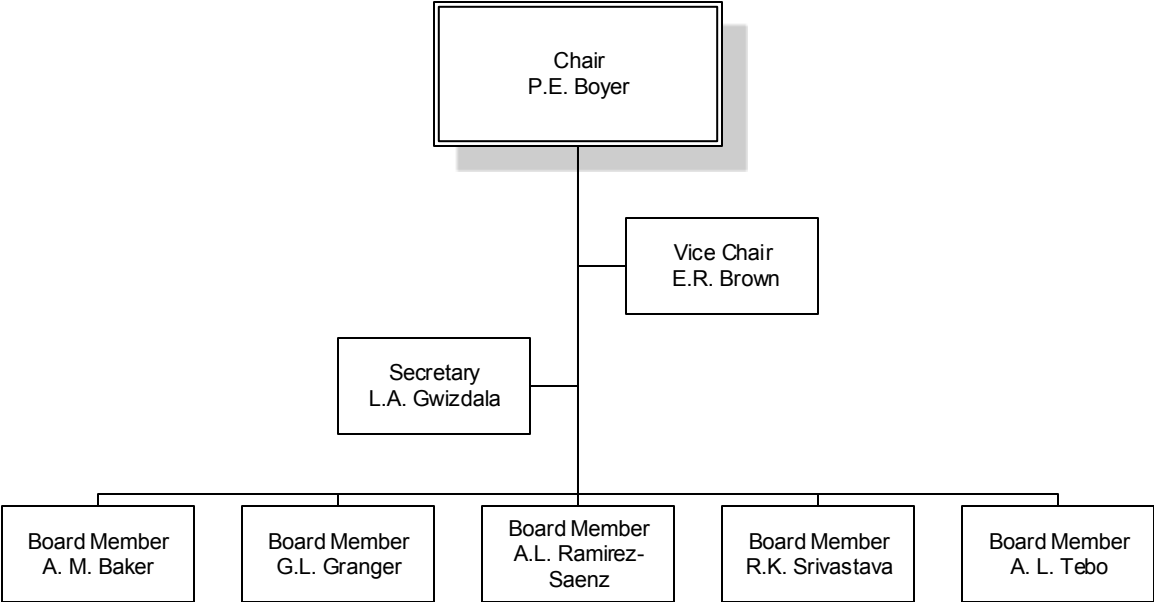
| YEAR | RECIPIENT | COLLEGE | YEAR | RECIPIENT | COLLEGE |
|------|----------------------|------------------------|------|----------------------|------------------------|
| 1969 | Frank Karas | Arts & Sciences | 1993 | Terry Nerbonne | Education |
| 1970 | Robert K. Harry | Arts & Sciences | 1994 | Fred Lovgren | Business |
| 1971 | Kenneth O. McManis | Arts & Sciences | 1994 | Edward Stuart | Technology |
| 1972 | George N. Holcomb | Pharmacy | 1995 | Maude Bigford | Arts & Sciences |
| 1973 | Richard Hunter | Allied Health | 1995 | Judy Schottle | Allied Health Sciences |
| 1974 | Roger F. Kennedy | Technology | 1996 | Michael Keating | Optometry |
| 1975 | Everett J. Nienhouse | Arts & Sciences | 1996 | Caroline Stern | Arts & Sciences |
| 1976 | Barbara Sengelau | Allied Health | 1997 | J. Randall Vance | Optometry |
| 1977 | Max T. Yeley | Technology | 1998 | Walt Hoeksema | Arts & Sciences |
| 1978 | Richard L. Shaw | Technology | 1998 | Mitchell LeClaire | Technology |
| 1979 | Joseph J. Mitala | Pharmacy | 1999 | Maryanne Heidemann | Arts & Sciences |
| 1980 | Sidney P. Sytsma | Business | 1999 | James (Ted) Walker | Arts & Sciences |
| 1981 | Richard A. Santer | Arts & Sciences | 2000 | Daniel E. Noren | Arts & Sciences |
| 1982 | Michael D. Ells | Allied Health | 2000 | Richard J. Pisacreta | Arts & Sciences |
| 1982 | Neill H. Nutter | Arts & Sciences | 2001 | Abdollah Ferdowsi | Business |
| 1983 | Herbert L. Carson | Arts & Sciences | 2001 | J. Randall Groves | Arts & Sciences |
| 1984 | Robert E. Friar | Arts & Sciences | 2002 | Sheila Squicciarini | Allied Health Sciences |
| 1984 | Newell H. Johnson | Technology | 2003 | David Aiken | Arts & Sciences |
| 1985 | Julia H. Bonkowski | Allied Health | 2003 | David Hanna | Technology |
| 1985 | James P. Lehnert | Arts & Sciences | 2003 | Phillip Middleton | Arts & Sciences |
| 1986 | Ada Lou Carson | Arts & Sciences | 2004 | David Pilgrim | Arts & Sciences |
| 1987 | Michael C. Cooper | Business | 2005 | Robert McCullough | Arts & Sciences |
| 1987 | Rose Ann Swartz | Business | 2005 | Fred Heck | Arts & Sciences |
| 1988 | Robert C. Ferguson | Arts & Sciences | 2006 | Pasquale Di Raddo | Arts & Sciences |
| 1988 | Garth S. McHattie | Education | 2007 | Mary Murnik | Arts & Sciences |
| 1989 | Mark A. Curtis | Technology | 2008 | Khagendra Thapa | Technology |
| 1989 | James D. Maas | Business | 2009 | Daniel Adsmond | Arts & Sciences |
| 1990 | Marilyn Keigley | Business | 2010 | Richard Goosen | Engineering Technology |
| 1990 | Christine Towner | Allied Health | 2011 | Greg Gogolin | Business |
| 1991 | Roxanne M. Cullen | Arts & Sciences | 2012 | Clifton V. Franklund | Arts & Sciences |
| 1991 | Gary C. Horn | Arts & Sciences | 2013 | Avesh Raghunandan | Optometry |
| 1992 | Bruce L. Beetley | Arts & Sciences | 2014 | Gary Huey | Arts & Sciences |
| 1992 | John H. Landis | Allied Health Sciences | 2014 | Jennifer Johnson | Arts & Sciences |
| 1993 | Doug Fonner | Arts & Sciences | 2015 | Not Awarded | |

Source: Academic Senate

ORGANIZATIONAL CHARTS

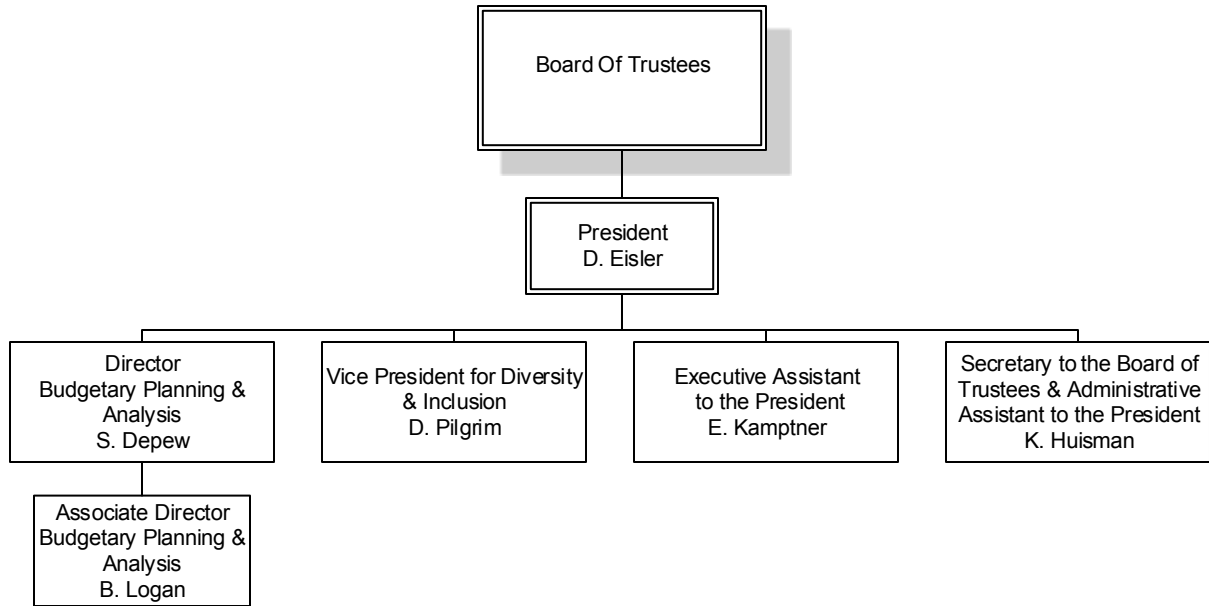
FERRIS STATE UNIVERSITY

BOARD OF TRUSTEES



FERRIS STATE UNIVERSITY

EXECUTIVE DIVISION



FERRIS STATE UNIVERSITY

PRESIDENT'S COUNCIL

Board Of Trustees

President
D. Eisler

Provost &
Vice President
Academic Affairs
P. Blake

Vice President
Administration &
Finance
J. Scoby

Vice President
Diversity &
Inclusion
D. Pilgrim

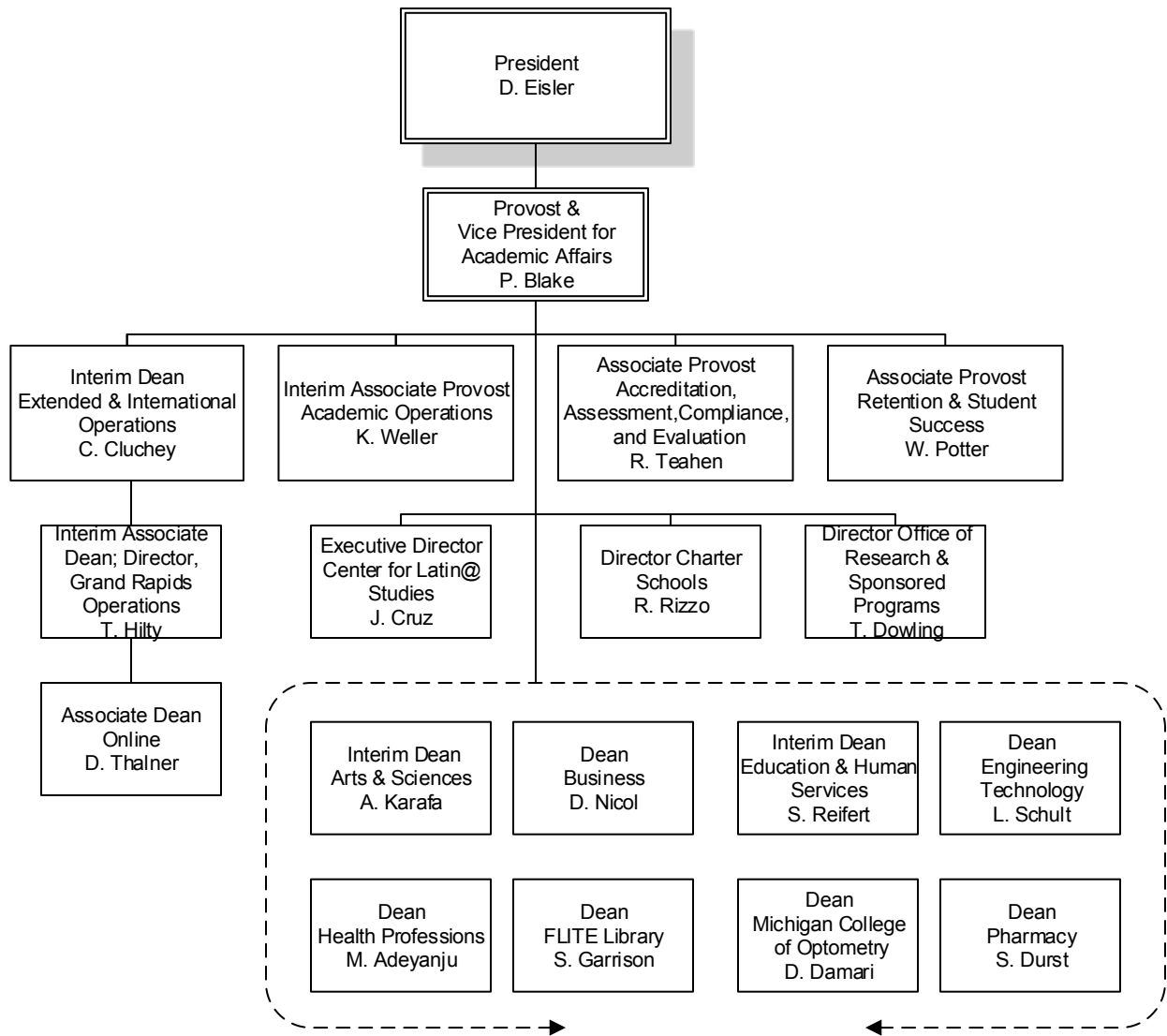
Vice President &
General Counsel
M. Postema

President
Kendall College &
VP of Ferris
L. Bellavance

Vice President
Student Affairs
J. Ward-Roof

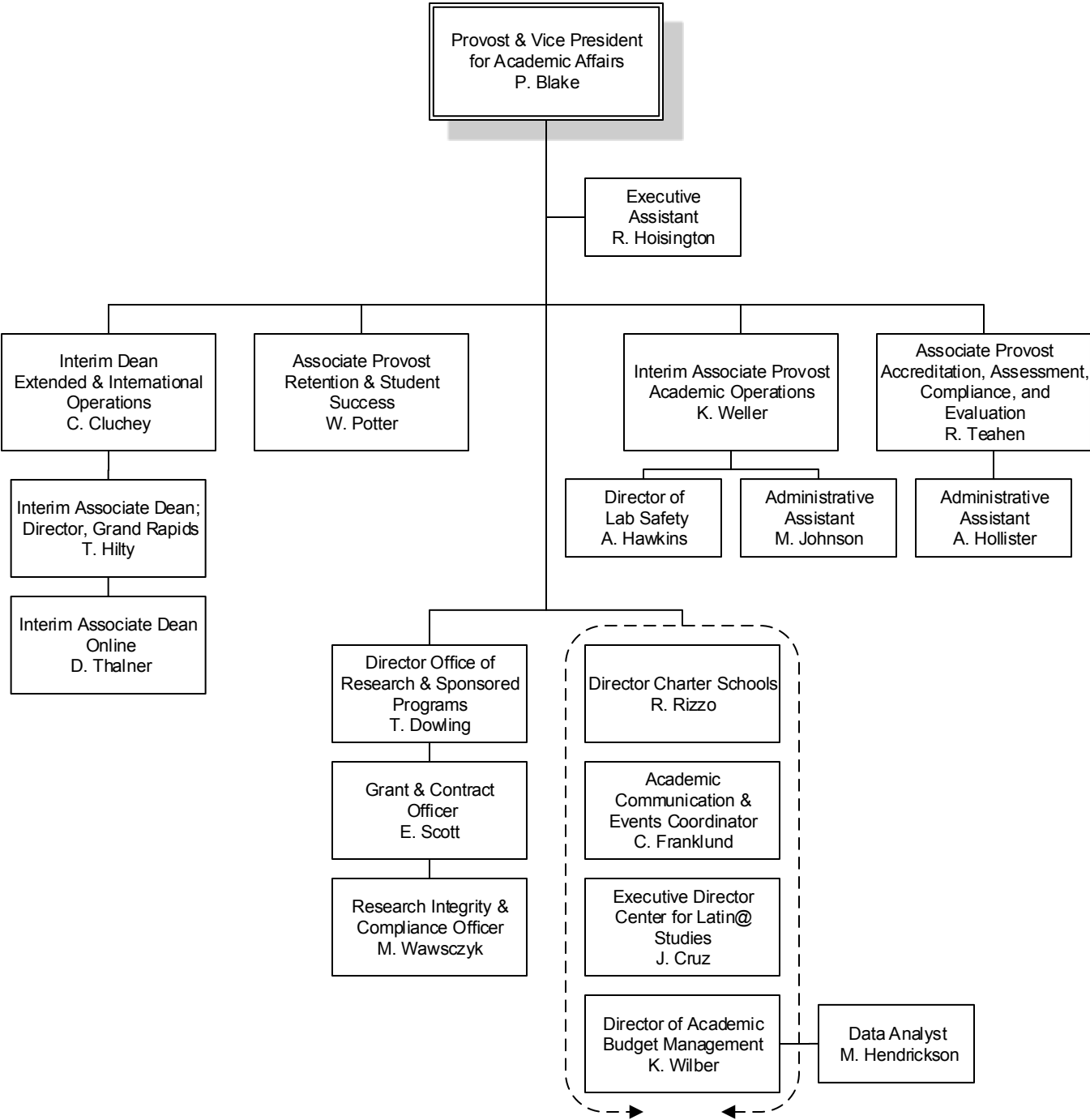
Vice President
University
Advancement &
Marketing
S. Armstrong

FERRIS STATE UNIVERSITY
ACADEMIC AFFAIRS DIVISION



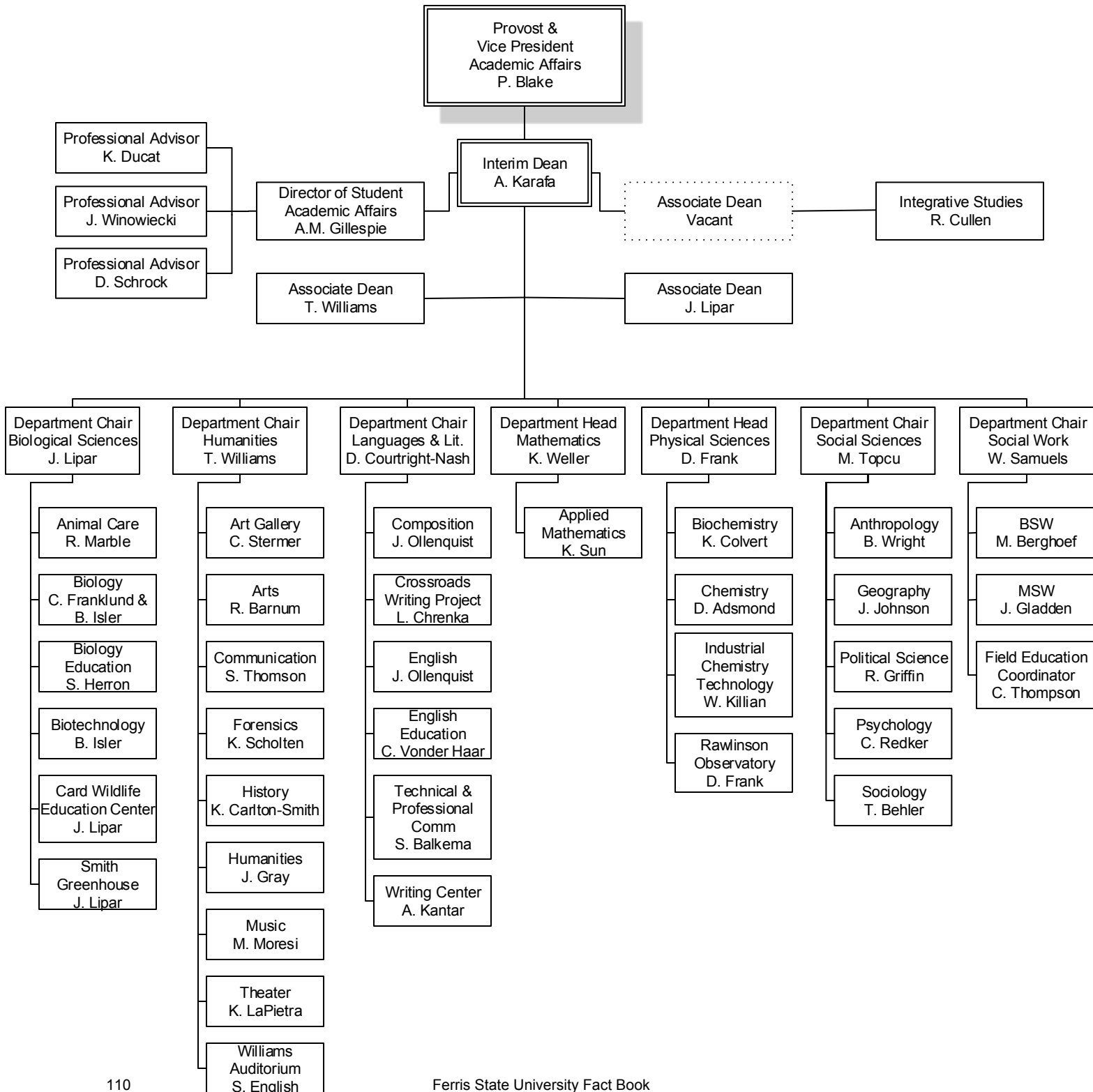
FERRIS STATE UNIVERSITY
ACADEMIC AFFAIRS DIVISION

OFFICE OF ACADEMIC AFFAIRS



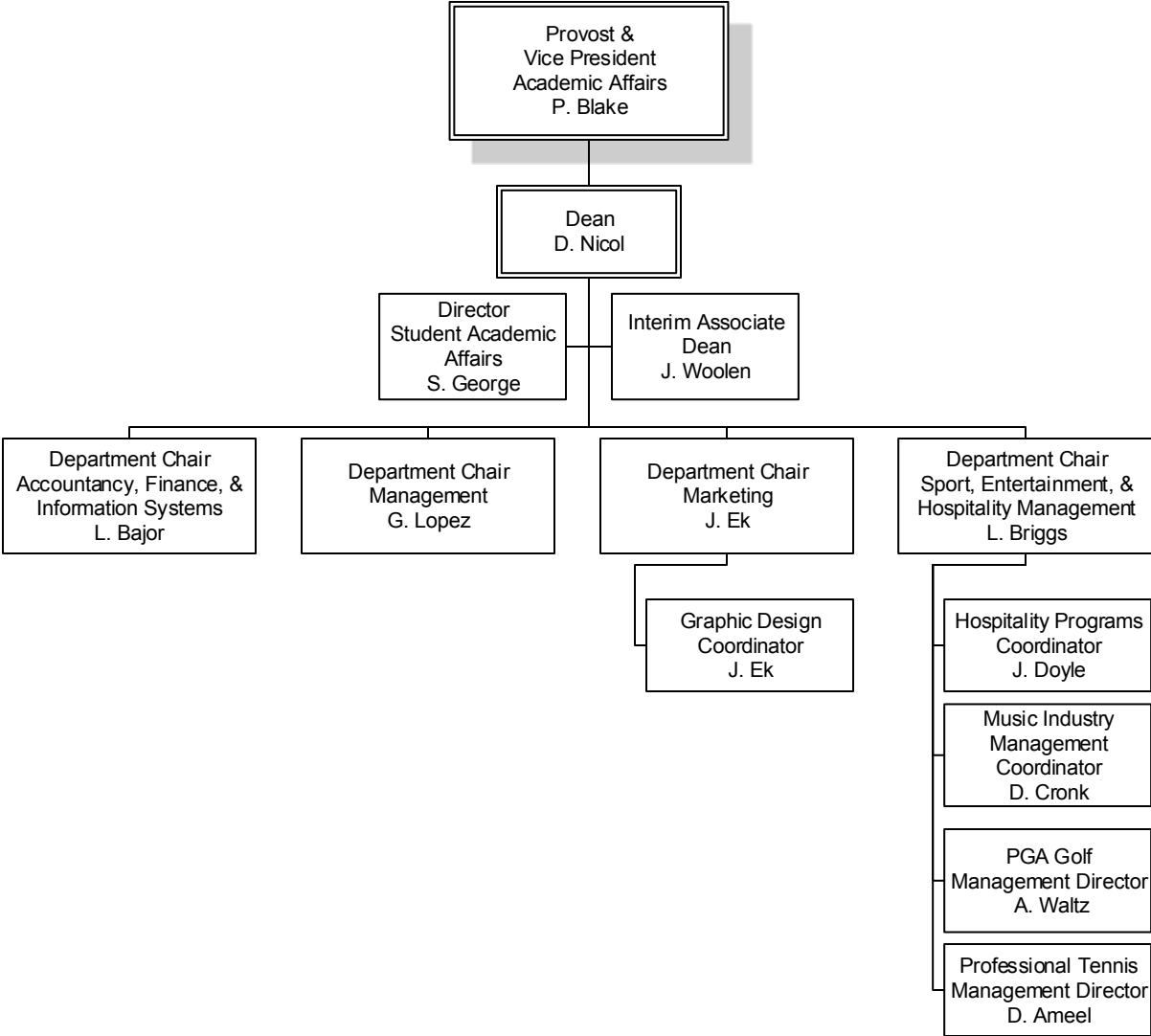
FERRIS STATE UNIVERSITY
ACADEMIC AFFAIRS DIVISION

COLLEGE OF ARTS & SCIENCES



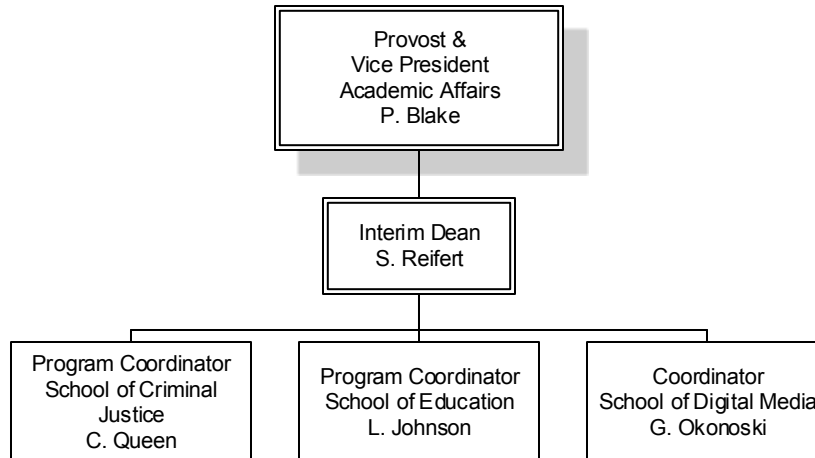
FERRIS STATE UNIVERSITY
ACADEMIC AFFAIRS DIVISION

COLLEGE OF BUSINESS



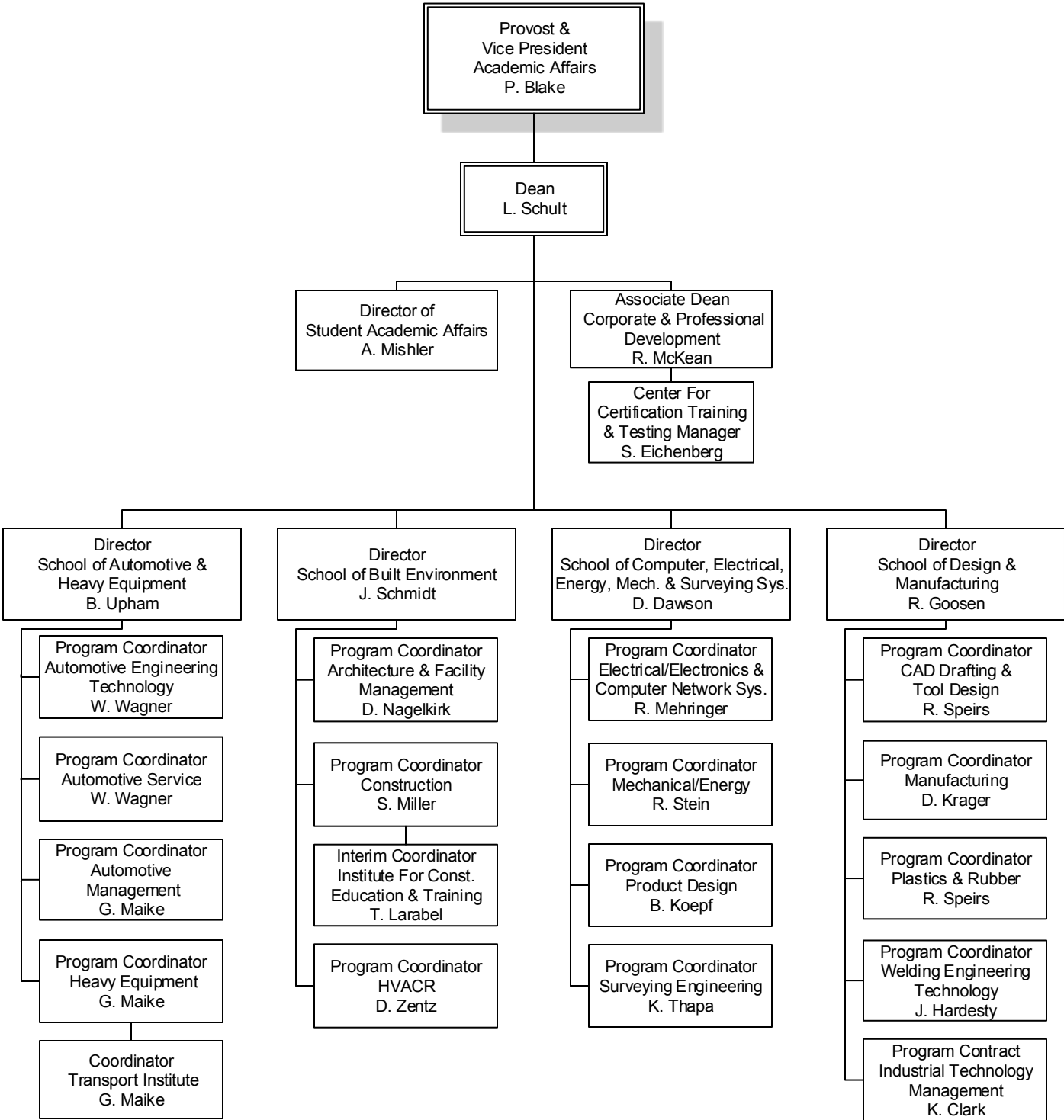
FERRIS STATE UNIVERSITY
ACADEMIC AFFAIRS DIVISION

COLLEGE OF EDUCATION & HUMAN SERVICES



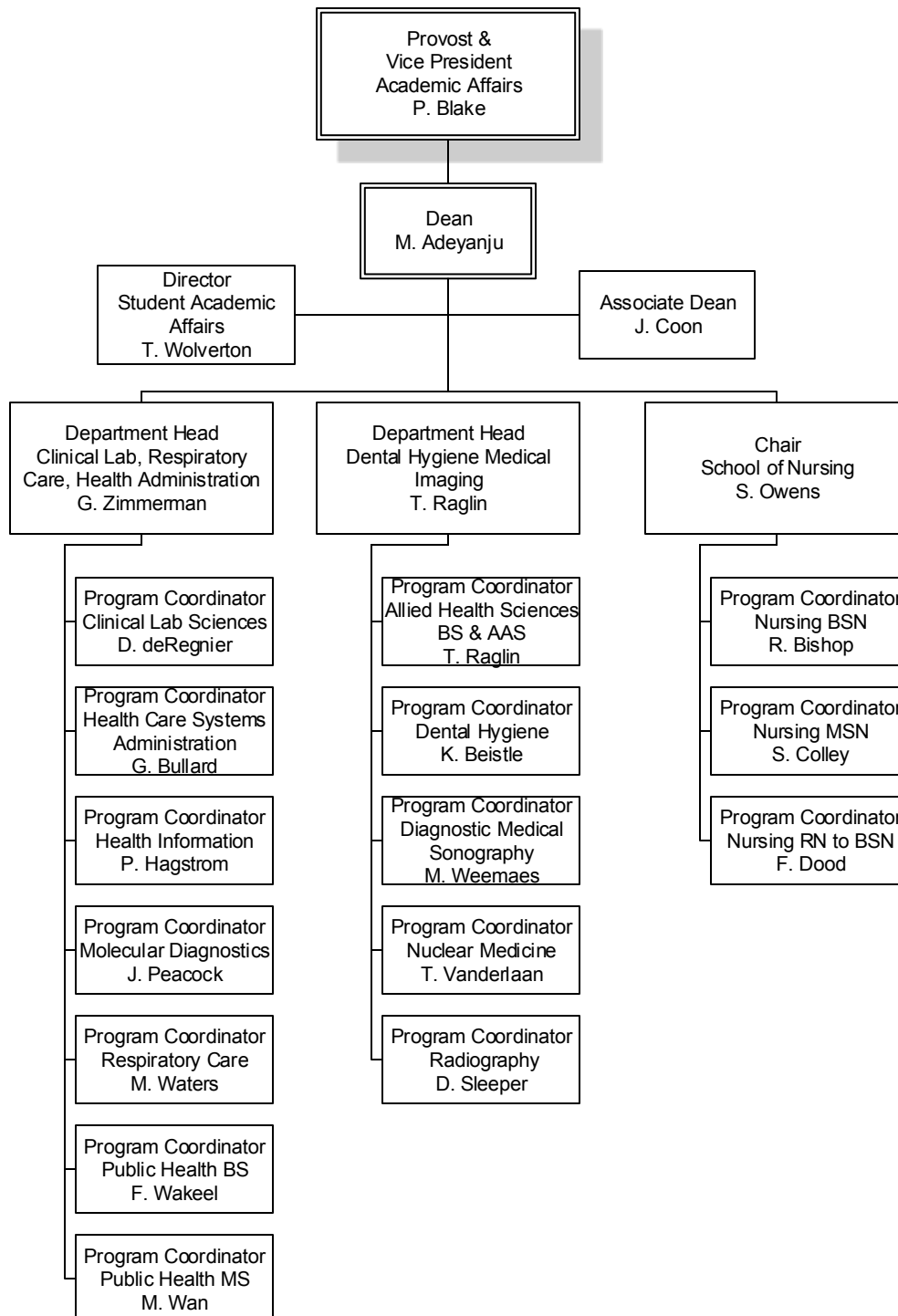
FERRIS STATE UNIVERSITY
ACADEMIC AFFAIRS DIVISION

COLLEGE OF ENGINEERING TECHNOLOGY



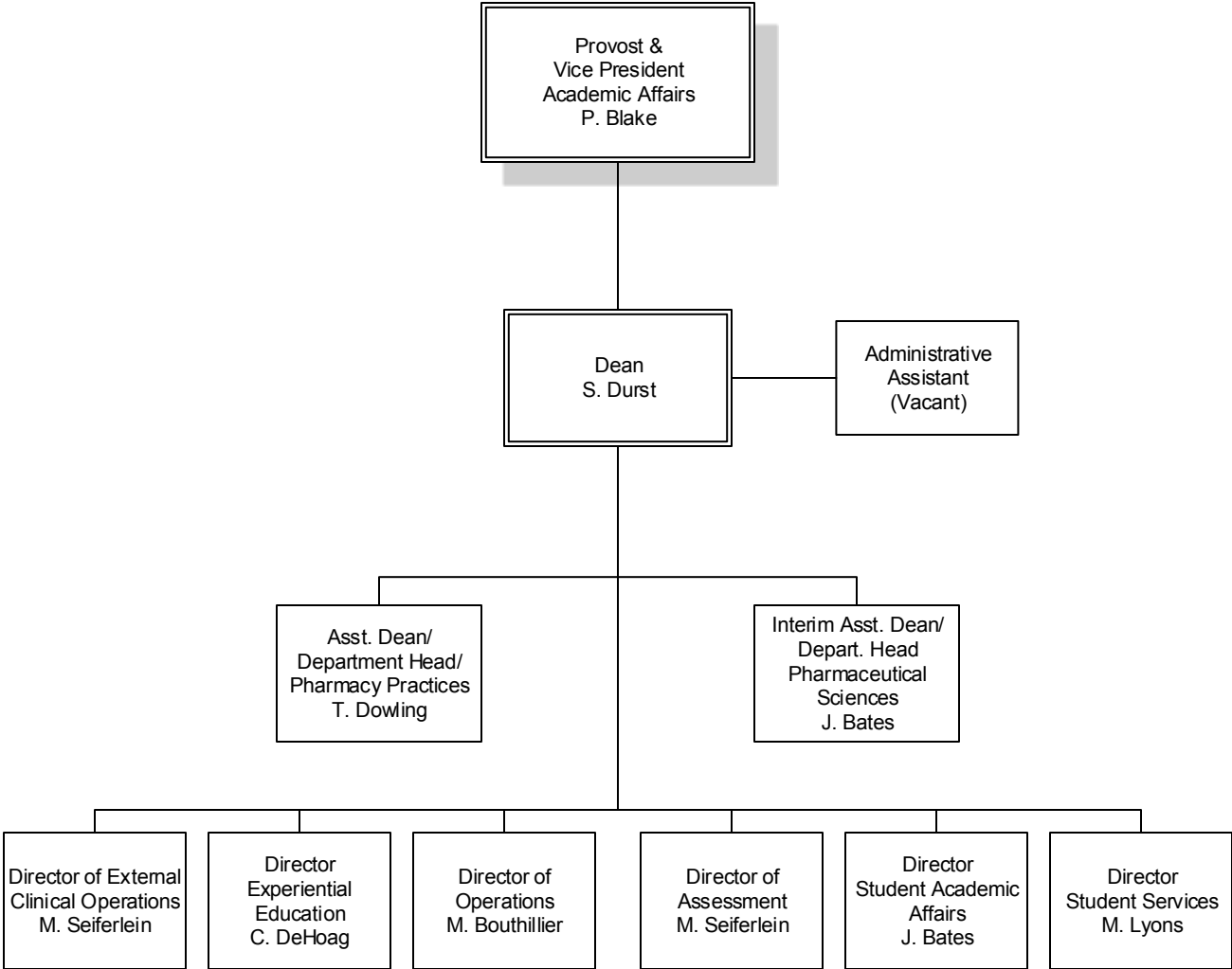
FERRIS STATE UNIVERSITY
ACADEMIC AFFAIRS DIVISION

COLLEGE OF HEALTH PROFESSIONS

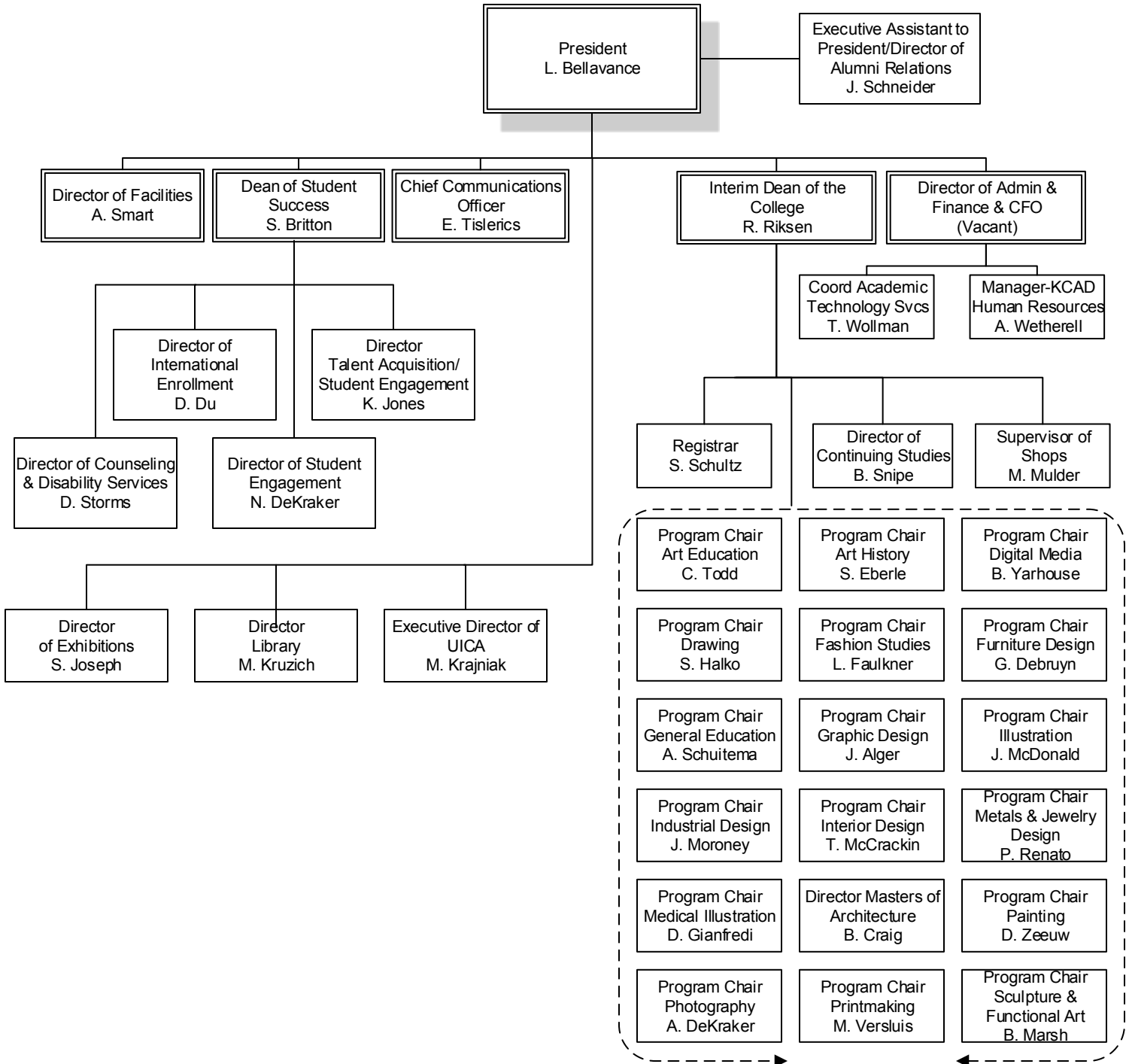


FERRIS STATE UNIVERSITY
ACADEMIC AFFAIRS DIVISION

COLLEGE OF PHARMACY

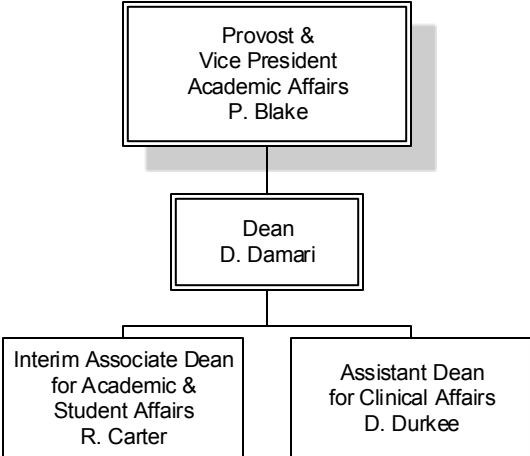


FERRIS STATE UNIVERSITY KENDALL COLLEGE OF ART & DESIGN



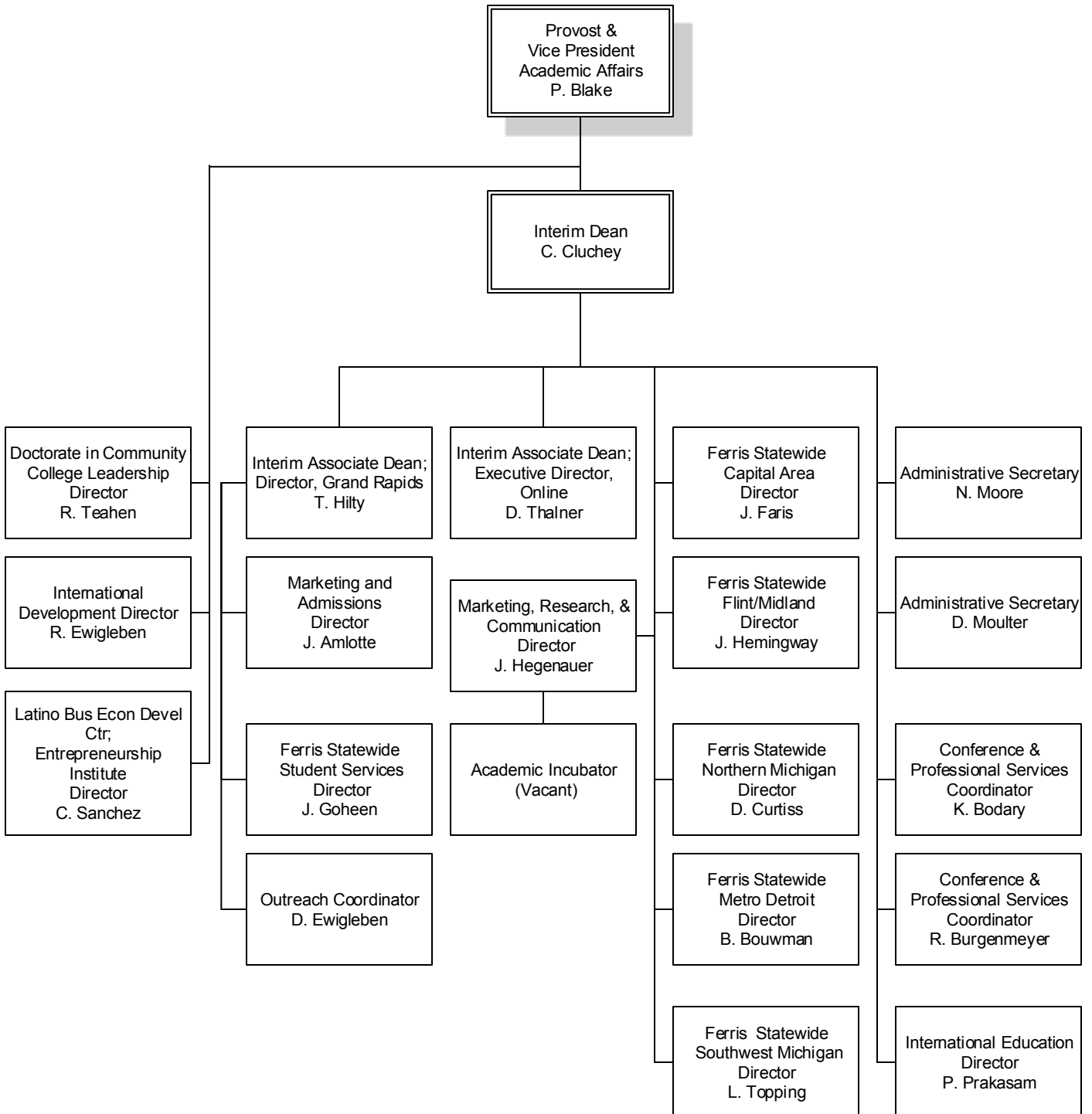
FERRIS STATE UNIVERSITY
ACADEMIC AFFAIRS DIVISION

MICHIGAN COLLEGE OF OPTOMETRY AT FERRIS STATE UNIVERSITY



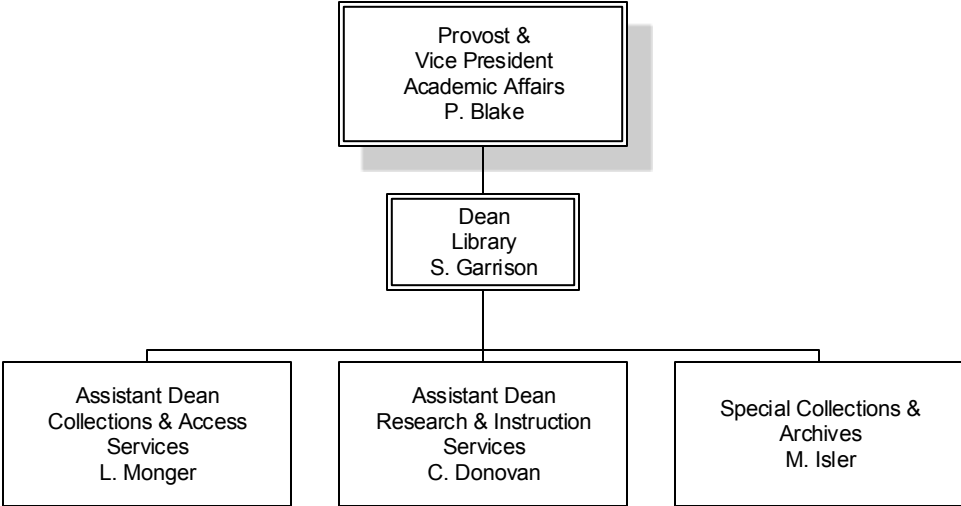
FERRIS STATE UNIVERSITY
ACADEMIC AFFAIRS DIVISION

EXTENDED & INTERNATIONAL OPERATIONS



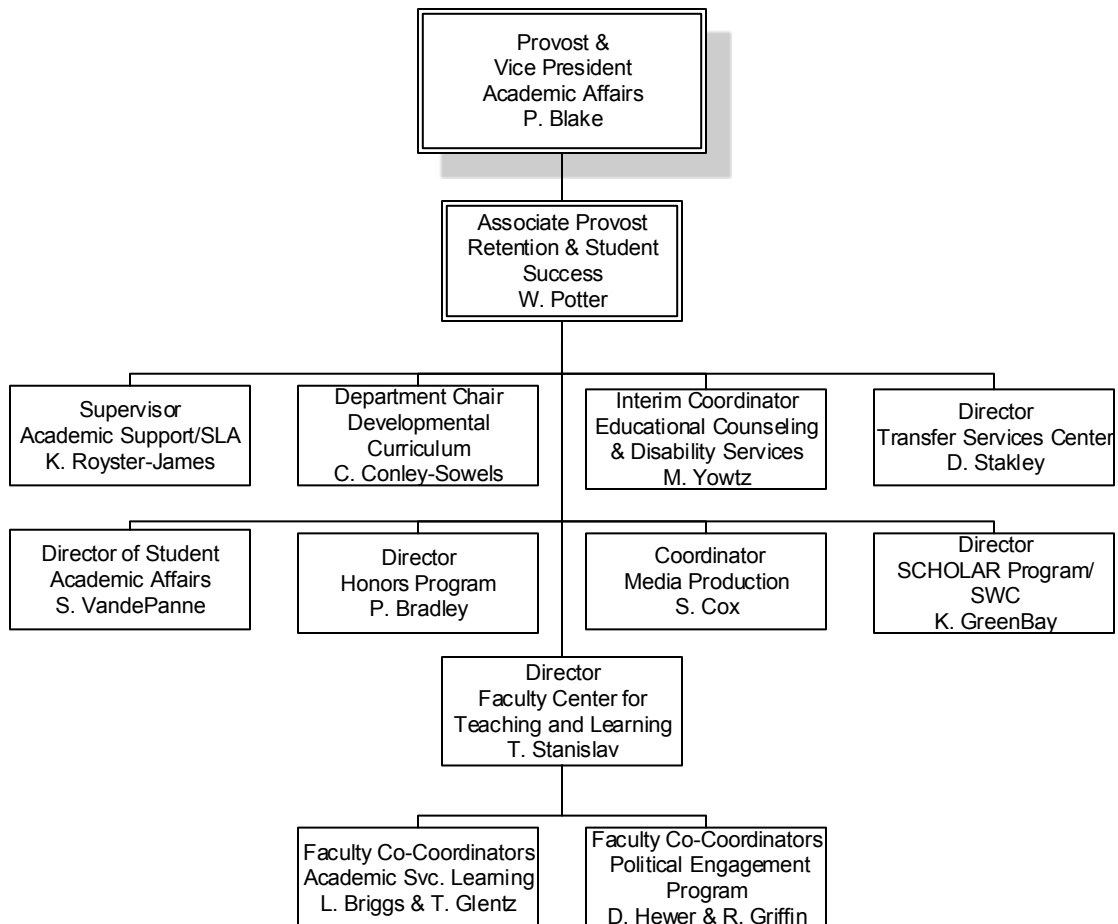
FERRIS STATE UNIVERSITY
ACADEMIC AFFAIRS DIVISION

LIBRARY



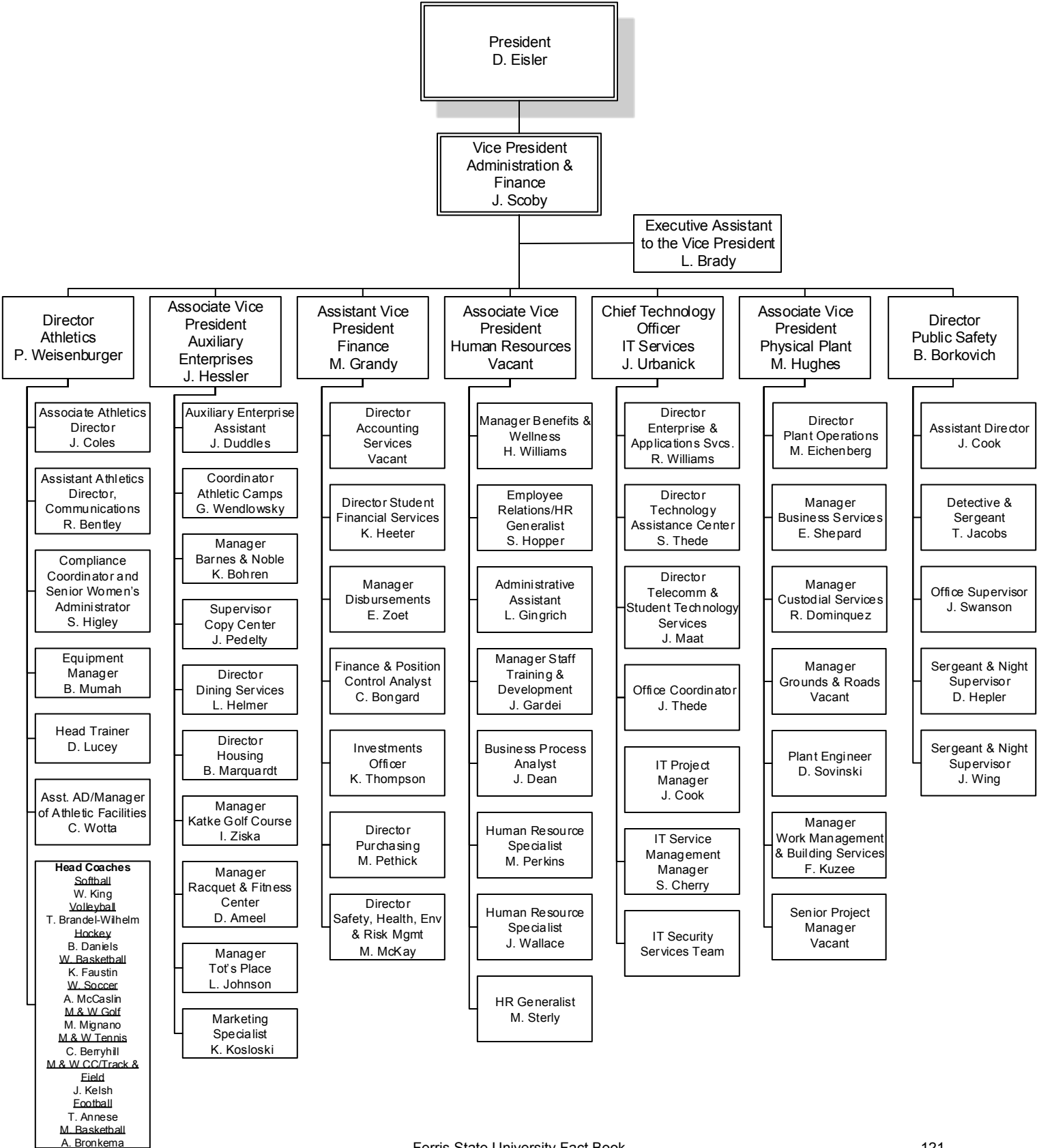
FERRIS STATE UNIVERSITY
ACADEMIC AFFAIRS DIVISION

RETENTION & STUDENT SUCCESS



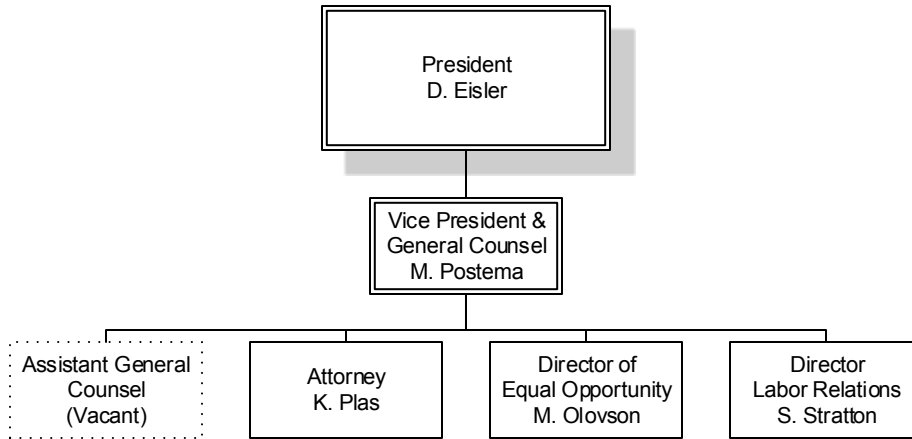
FERRIS STATE UNIVERSITY

ADMINISTRATION & FINANCE DIVISION



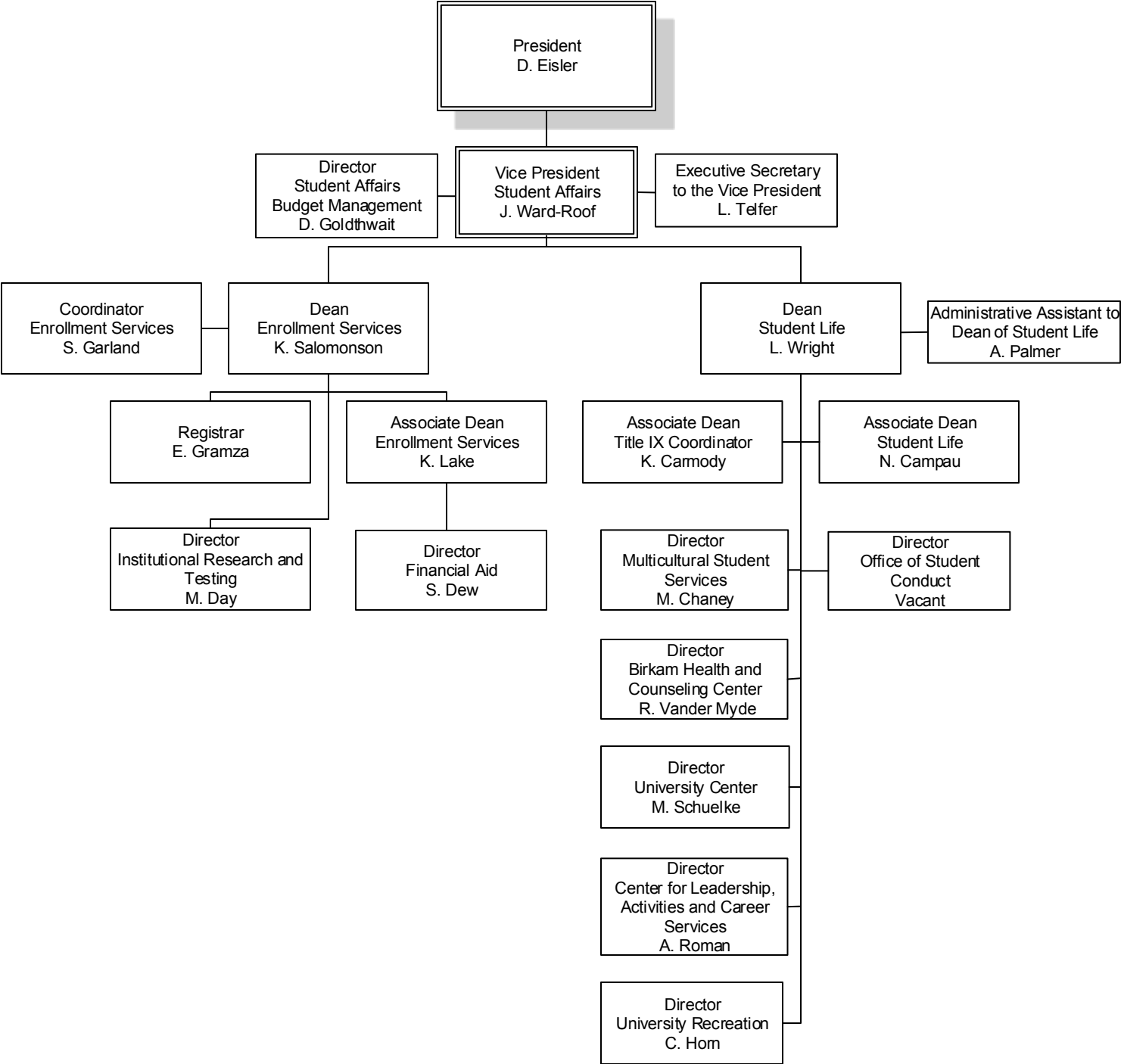
FERRIS STATE UNIVERSITY

GOVERNMENTAL RELATIONS & GENERAL COUNSEL



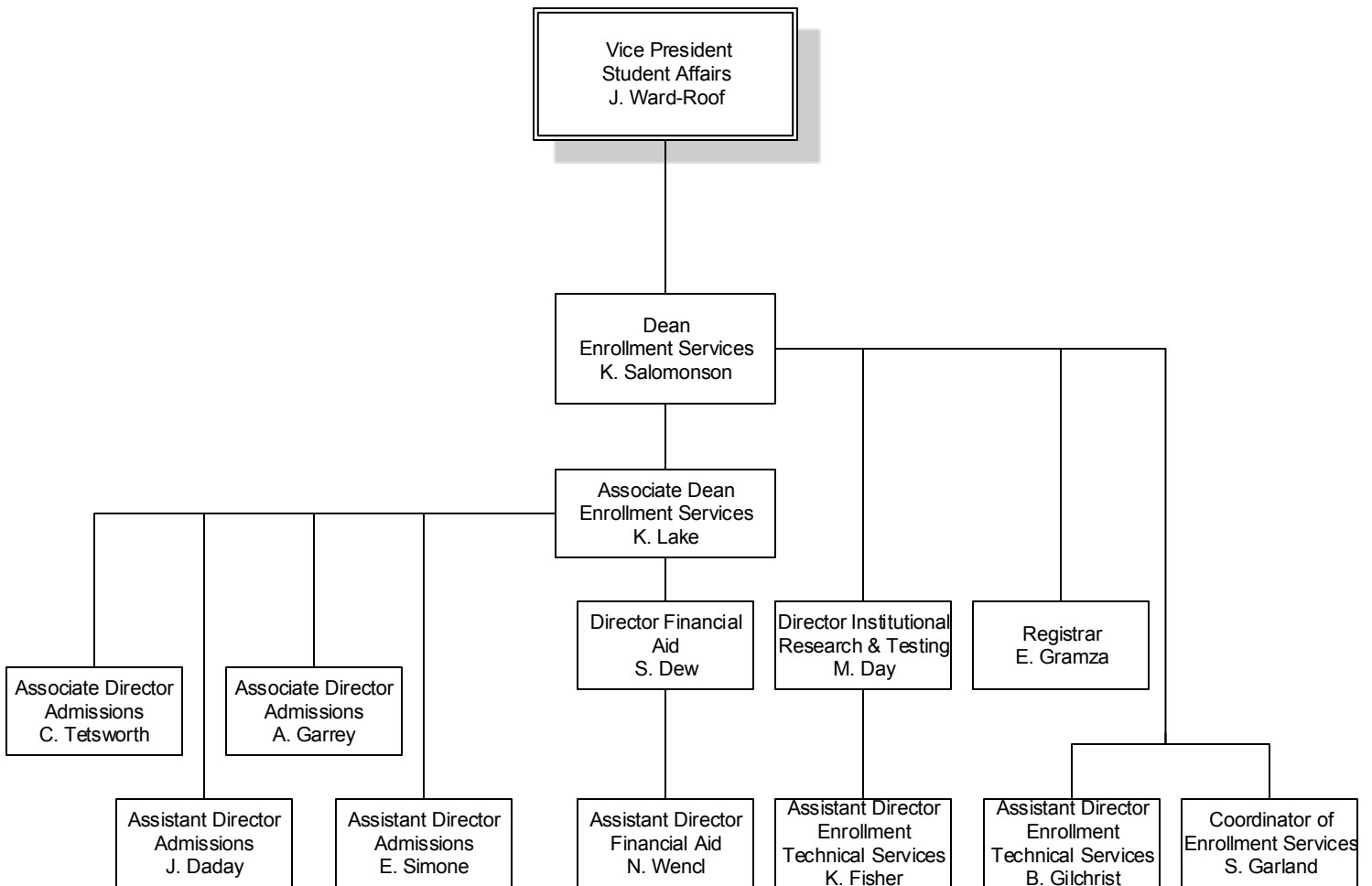
FERRIS STATE UNIVERSITY

STUDENT AFFAIRS DIVISION



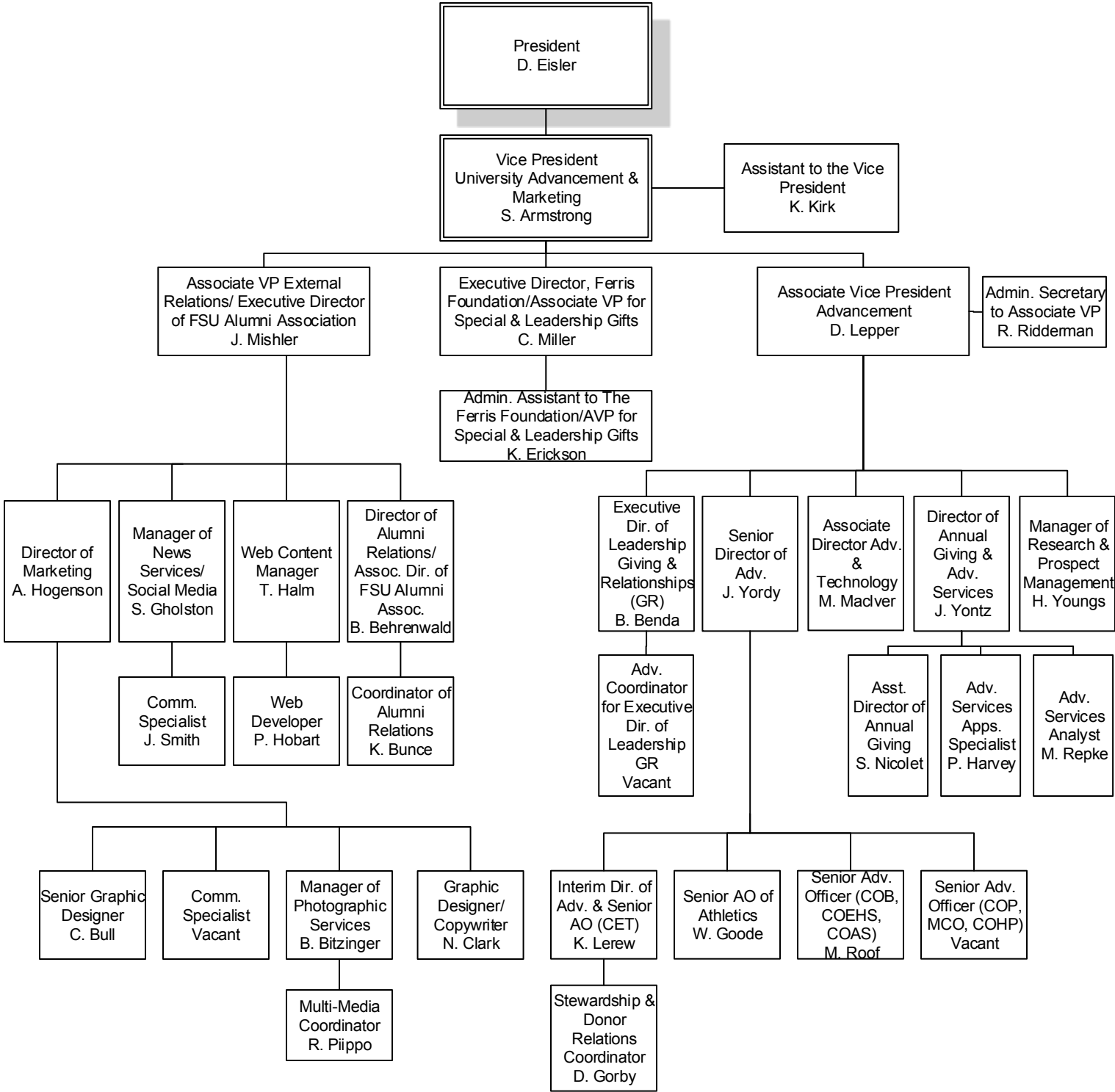
FERRIS STATE UNIVERSITY
STUDENT AFFAIRS DIVISION

ENROLLMENT SERVICES



FERRIS STATE UNIVERSITY

UNIVERSITY ADVANCEMENT & MARKETING



ALUMNI

ALUMNI BY STATE 2015

| | | | |
|-------------------------|---------|----------------|----------------|
| Alabama | 255 | Missouri | 370 |
| Alaska | 187 | Montana | 147 |
| Arizona | 1,364 | Nebraska | 109 |
| Arkansas | 165 | Nevada | 386 |
| Armed Forces California | 14 | New Hampshire | 106 |
| Armed Forces Florida | 2 | New Jersey | 261 |
| Armed Forces New York | 45 | New Mexico | 175 |
| California | 2,101 | New York | 670 |
| Colorado | 1,164 | North Carolina | 1,339 |
| Connecticut | 192 | North Dakota | 63 |
| Delaware | 58 | Ohio | 1,923 |
| District of Columbia | 49 | Oklahoma | 196 |
| Florida | 3,850 | Oregon | 310 |
| Georgia | 1,177 | Pennsylvania | 630 |
| Hawaii | 127 | Rhode Island | 32 |
| Idaho | 115 | South Carolina | 655 |
| Illinois | 2,919 | South Dakota | 72 |
| Indiana | 2,011 | Tennessee | 805 |
| Iowa | 263 | Texas | 1,979 |
| Kansas | 178 | Utah | 142 |
| Kentucky | 367 | Vermont | 48 |
| Louisiana | 112 | Virginia | 811 |
| Maine | 88 | Washington | 572 |
| Maryland | 416 | West Virginia | 84 |
| Massachusetts | 283 | Wisconsin | 1,473 |
| Michigan | 109,647 | Wyoming | 101 |
| Minnesota | 691 | | |
| Mississippi | 79 | TOTAL | 141,378 |

Source: University Advancement & Marketing

ALUMNI

ALUMNI BY COUNTRY 2015

| | | | | | | | |
|--|------------|------------------------|-----|----------------------|----|----------------------|--------------|
| Canada | | Congo | 1 | Jamaica | 2 | Puerto Rico | 7 |
| Alberta | 38 | Costa Rica | 7 | Japan | 90 | Qatar | 1 |
| British Columbia | 43 | Cote D'Ivoire | 1 | Jordan | 1 | Romania | 3 |
| Canada | 14 | Croatia | 1 | Kenya | 10 | Saudi Arabia | 116 |
| Manitoba | 33 | Cyprus | 1 | Kuwait | 9 | Senegal | 1 |
| Newfoundland | 2 | Denmark | 3 | Lebanon | 6 | Singapore | 2 |
| Nova Scotia | 4 | Dominica | 1 | Liberia | 1 | South Africa | 5 |
| Ontario | 357 | Ecuador | 1 | Liechtenstein | 1 | South Korea | 62 |
| Quebec | 9 | Egypt | 2 | Malawi | 1 | Spain | 11 |
| Saskatchewan | 15 | England | 7 | Malaysia | 23 | Sri Lanka | 2 |
| Total Canada | 515 | Finland | 22 | Mali | 1 | Swaziland | 4 |
| | | France | 32 | Mexico | 10 | Sweden | 8 |
| Afghanistan | 2 | Gambia | 1 | Micronesia | 1 | Switzerland | 7 |
| Africa | 6 | German Demo. Rep. | 1 | Morocco | 7 | Syrian Arab Rep. | 2 |
| American Samoa | 1 | Germany | 38 | Myanmar | 3 | Taiwan | 17 |
| Australia | 10 | Germany, Fed Rep | 3 | Nepal | 14 | Tanzania, United Rep | 1 |
| Austria | 2 | Ghana | 3 | Netherlands | 31 | Thailand | 54 |
| Bahamas | 3 | Great Britain & N. Ire | 1 | Netherlands Antille | 17 | Trinidad & Tobago | 1 |
| Bahrain | 1 | Greece | 4 | New Zealand | 4 | Turkey | 22 |
| Bangladesh | 2 | Guam | 3 | Niger | 2 | United Arab Emirate | 10 |
| Barbados | 3 | Guatemala | 2 | Nigeria | 21 | United Kingdom | 18 |
| Belize | 3 | Honduras | 3 | North Korea | 9 | Vatican City | 1 |
| Bermuda | 1 | Hong Kong | 8 | Norway | 3 | Venezuela | 4 |
| Bolivia | 2 | Hungary | 1 | Nor. Mariana Islands | 1 | Vietnam | 24 |
| Botswana | 76 | India | 108 | Oman | 2 | Virgin Islands | 14 |
| Brazil | 9 | Indonesia | 9 | Pakistan | 8 | West Indies Fed. | 3 |
| British Virgin Islands | 1 | Iran | 1 | Panama | 4 | Yemen | 1 |
| Burkina FASO | 1 | Iraq | 1 | Papua New Guinea | 1 | Yemen, Sanaa | 1 |
| Burma | 2 | Ireland | 1 | Peru | 1 | Zambia | 18 |
| China, Peoples Rep. | 26 | Israel | 5 | Phillippines | 1 | Zimbabwe | 1 |
| Columbia | 12 | Italy | 1 | Portugal | 1 | | |
| TOTAL OF ALL COUNTRIES INCLUDING CANADA | | | | | | | 1,658 |

Source: University Advancement & Marketing

ALUMNI BY COLLEGE 2015

| | <u>Active Alumni</u> | <u>Total Alumni</u> |
|--------------------------------------|--------------------------|-------------------------|
| Arts & Sciences | 19,162 | 23,908 |
| Business | 42,249 | 47,852 |
| Education & Human Services | 19,443 | 20,289 |
| Engineering Technology | 31,427 | 32,890 |
| Health Professions | 20,706 | 21,065 |
| Kendall College of Art & Design | 7,787 | 7,965 |
| Michigan College of Optometry at FSU | 1,996 | 2,048 |
| Pharmacy | 6,886 | 9,477 |
| Professional & Technological Studies | 197 | 197 |
| University College | 2,878 | 2,889 |
| TOTAL | 152,731 | 168,580 |

Total Donations - Fiscal Year 2015**\$12,037,884**

Numbers may be duplicated if a degree was earned from more than one college.

Active Alumni includes everyone except deceased alumni.

Total Alumni includes deceased alumni.

Source: University Advancement & Marketing

PLACEMENT RATES

| <u>Categories</u> | <u>2009-10</u> | <u>2010-11</u> | <u>2011-12</u> | <u>2012-13</u> | <u>2013-14</u> |
|---|----------------|----------------|----------------|----------------|----------------|
| Placement rate includes graduates who are continuing their education or are employed. | 86% | 86% | 87% | 85% | 88% |
| Graduates in the job market who found jobs. | 84% | 86% | 88% | 85% | 86% |
| Graduates who found jobs, employed in their field. | 72% | 75% | 79% | 75% | 89% |
| Response rate of graduates completing the Graduate Follow-Up Survey. | 21% | 19% | 22% | 27% | 27% |

Respondents who are working and continuing their education concurrently are reported in both of these categories. The placement rate includes individuals only once and does not include those not seeking employment.

| <u>Categories</u> | <u>2009-10</u> | <u>2010-11</u> | <u>2011-12</u> | <u>2012-13</u> | <u>2013-14</u> |
|--|----------------|----------------|----------------|----------------|----------------|
| Associate Degree graduates continuing their education at Ferris State. * | 46% | 44% | 45% | 47% | 49% |

**Based on 4th Day Headcount*

Source: Office of Institutional Research & Testing

RECIPIENTS OF ALUMNI AWARDS

Since 1956, Commencement week activities have included the presentation by the Ferris State University Alumni Association of Distinguished Alumni Awards recognizing exceptional career success and noteworthy fidelity and devotion to the University. Recipients from 1966-2015:

| | | | | |
|--|---|--|---|--|
| <u>1966</u> L. Dale Faunce Carlton H. Runcieman | <u>1976</u> S. John Byington Gerald L. DeHaan Clare G. Johnson H. James Renaud | <u>1986</u> Richard L. Antonini Bertil G. Carlson Kenneth L. Cook Jack D. Lewis | <u>1995</u> William Adrian Jack Bates John Bradac Lawrence Marfechuk Ronald Snead | <u>2008</u> Brian F. Barry Michael J. Bettiga Paul T. Doyle David L. Stickle |
| <u>1967</u> Albert F. Cleveland Roy A. Darling James C. Finney, Sr. Willard J. Nash | <u>1977</u> James R. Hess Florence I. Holden Robert J. Norsworthy | <u>1987</u> Roger W. Anderson Maurice Q. Bectel H. Kearney Walters | <u>1996</u> David V. Dellar | <u>2009</u> Ronald Mahoney Tim Moore Mary Jane Thomson |
| <u>1968</u> Norman E. Borgerson Ann W. Sawasky Reuben E. Trippensee | <u>1978</u> Ruth Gibson Butler Leonard W. Gopp Robert C. Redman | <u>1988</u> Marjorie L. Fleming Gordon E. Kamstra Charles E. Lippert George H. Ryan, Sr. | <u>1997</u> John Wheeler | <u>2010</u> Raymond Baker Brent Knight James Rhodes Mark Swan John Trestrail III |
| <u>1969</u> Carroll Boutell Elmon Cataline | <u>1979</u> Peggy A. Frazier Thomas P. Scholler Lee A. Westberg | <u>1989</u> Albert J. Coudron Kenneth W. Kirk George J. Menouts Jerry R. Tubbs | <u>1998</u> Steve Harvey | <u>2011</u> Richard L. Antonini II John Matlock Curt McAllister |
| <u>1970</u> Charles E. Fairman Ethel Taylor Pierce John Stahlin | <u>1980</u> E. Elaine Davies Kuno Hammerberg John F. Mangrum | <u>1990</u> Philip E. Hoffman Dennis B. Lerner Roger G. Stoll Clinton L. Swinehart | <u>1999</u> Jerry Woodcock | <u>2012</u> Karl Huffman Ron Nichols George Nicolas Terrence Rollins Hazel Seaba Teresa Szymanski |
| <u>1971</u> Stanley J. Byington Gerald McKessy Raymond Sines | <u>1981</u> Alvin L. Burrige Floyd E. Curtis Avis J. Ericson | <u>1991</u> Darroll Z. Howard Jane Reagan Jones Kenneth E. McCourt | <u>2000</u> Daniel F. Niccolai | <u>2013</u> Terry Berden Mike Suman |
| <u>1972</u> Clarence Freeman Delbert Long Ramsay Wardrop | <u>1982</u> Howard L. Dell Jack M. Newcomb Rena D. Westra | <u>1992</u> Paul E. Boyer Richard E. Hurst Carolyn C. Kilpatrick James Middaugh | <u>2001</u> Robert S. Buckingham John D. Chinonis Robyn D. Myers Robert K. Scranton | <u>2014</u> Matthew Bissett Steven London Vivian Pickard Andrew Young |
| <u>1973</u> Bert C. Brennan Albert B. Doherty, III John W. Spicer Fred A. Westerman | <u>1983</u> Douglas W. Call Darnell E. Cole Margaret Ethel Denise Elton "Ott" Gingrich | <u>1993</u> Eugene A. DeFouw Douglas P. Johnson Barbara L. Ottinger Louis M. Sesti | <u>2002</u> John C. Bond Joseph J. Corcoran II James B. Meyer | <u>2015</u> Denise Beachy David Friar Kenneth Friar Carolyn 'Carrie' Germain Amy Proos |
| <u>1974</u> Frank Curtis Phillip Runkel Colin Smith | <u>1984</u> Richard C. Andersen Edmund D. Farhat Kenneth J. Hicks | <u>1994</u> Joseph C. Barney, Jr. Vernita Burrows R. Thomas Cook Kenneth Hoexum Robert N. Tenney | <u>2003</u> William J. Buckingham Suzette Compton | |
| <u>1975</u> Rex O. Graff Fred Schnarr Chester I. Williams | <u>1985</u> Jean D. Deupree Arnold L. Johnson Bruce N. Parsons | | <u>2004</u> Mark E. Alley Stephen R. Ehardt Dr. Gary Kadlec Richard Sauve | |
| | | | <u>2005</u> Dick Dolack Randy Seaman | |
| | | | <u>2006</u> Terrence G. Gohl Ken Lawless | |
| | | | <u>2007</u> Joseph C. Barney, Jr. Kurt A. Barrett Emily F. Hancock | |

The Pacesetter Award recognizes alumni who have been in the job field up to 13 years with exceptional success. Recipients are:

| | | | | |
|---|---|--|--|---|
| <u>2001</u> Paul M. Eichenberg Thomas L. Miller | <u>2004</u> Bradley A. Henion Kenneth W. Mance Mathew M. Vivona | <u>2007</u> Keith Guy Barbara Horn Michael Moll Scott Seifferlein | <u>2010</u> James Maher | <u>2013</u> Shaun Phillips Heather Schalk Douglas Searles |
| <u>2002</u> Mechele A. Churchfield Scott M. Mark | <u>2005</u> Mark Guindon Michael Pung | <u>2008</u> Michael J. Oxner | <u>2011</u> Jason Mitchell Ryan Pohl Corey Wiggins | <u>2014</u> Mark Langowski David Stevens |
| <u>2003</u> James P. Chenier Mary Lee Pakieser | <u>2006</u> William Davis Michael Travis | <u>2009</u> Scott French Kathy LeMieux Mimi Miles | <u>2012</u> Jessica Wortley Adler David Cox Recco Richardson | <u>2015</u> Emily Coles Kristian Schroder |

Source: University Advancement and Marketing

FINANCIAL AID

FINANCIAL AID APPLICANTS & AID AWARDED

Total Eligible, Total Receiving Aid and Aid Totals

| Aid Year | Applications Received | Total Fall Undergrads in an Aid Eligible Program | Number of Students Receiving Any Aid | Percent of Total Receiving Any Aid | Fall Undergrads Total Aid |
|----------|-----------------------|--|--------------------------------------|------------------------------------|---------------------------|
| 1011 | 24,083 | 12,639 | 10,604 | 83.9 | 147,961,000 |
| 1112 | 24,988 | 12,741 | 10,823 | 84.9 | 148,341,000 |
| 1213 | 27,930 | 12,713 | 10,863 | 85.4 | 147,690,000 |
| 1314 | 27,342 | 12,651 | 10,710 | 84.7 | 145,216,000 |
| 1415* | 26,150 | 12,625 | 10,635 | 84.2 | 146,954,000 |
| 1516** | 24,059 | 12,552 | 10,431 | 83.1 | 143,567,000 |

Type of Aid Awarded

| Aid Year | Pell Grant | | Need-Based Aid | | Tuition Incentive Program | |
|----------|---------------|------------------|----------------|-------|---------------------------|-------|
| | Student Count | Percent of Total | Student Count | Total | Student Count | Total |
| 1011 | 5,624 | 44.5 | 8,586 | 67.9 | 815 | 6.4 |
| 1112 | 5,646 | 44.3 | 8,727 | 68.5 | 899 | 7.1 |
| 1213 | 5,524 | 43.5 | 8,603 | 67.7 | 1,072 | 8.4 |
| 1314 | 5,467 | 43.2 | 8,387 | 66.3 | 1,200 | 9.5 |
| 1415* | 5,444 | 43.1 | 8,159 | 64.6 | 1,274 | 10.1 |
| 1516** | 5,238 | 41.7 | 7,819 | 62.3 | 1,389 | 11.1 |

First Generation Students

| Aid Year | First Generation College | |
|----------|--------------------------|------------------|
| | Student Count | Percent of Total |
| 1011 | 3,666 | 29 |
| 1112 | 3,671 | 29 |
| 1213 | 3,538 | 28 |
| 1314 | 3,474 | 27 |
| 1415* | 3,417 | 27 |
| 1516** | 3,232 | 26 |

*1415 Updated from prior year to include Spring 2015 and Summer 2015 terms.

**1516 Statistics are preliminary and will be finalized next year.

Source: The Financial Aid Office

FINANCIAL AID DISBURSEMENTS 2014-15

| Fund Source | Undergraduate | | Graduate | | Total | |
|--------------------|---------------|----------------------|---------------|---------------------|---------------|----------------------|
| | Student Count | Paid | Student Count | Paid | Student Count | Paid |
| Federal | 10,242 | \$101,903,093 | 846 | \$19,485,239 | 11,088 | \$121,388,332 |
| State | 2,231 | \$9,801,514 | 8 | \$36,512 | 2,239 | \$9,838,026 |
| Institutional * | 6,178 | \$24,589,935 | 264 | \$1,736,822 | 6,442 | \$26,326,757 |
| Private ** | 1,383 | \$3,086,965 | 226 | \$441,851 | 1,609 | \$3,528,816 |
| Other | 1,360 | \$13,665,098 | 90 | \$809,046 | 1,450 | \$14,474,144 |
| GRAND TOTAL | | \$153,046,605 | | \$22,509,470 | | \$175,556,075 |

* Includes the Great Lakes award which, while awarded in the Financial Aid Office is a tuition discount.

** Includes scholarships that students bring with them (e.g. Lion's Club, Boy Scouts, etc.)

STUDENT LOAN DEBT

| Graduating Cohort | Student Count | Total Cumulative Loan Debt | Cumulative Federal Loan Debt | Percent Borrowers | Percent Federal Borrowers |
|-------------------|---------------|----------------------------|------------------------------|-------------------|---------------------------|
| 2010-2011 | 817 | 35,476 | 25,706 | 80 | 78 |
| 2011-2012 | 1,033 | 36,930 | 27,466 | 81 | 80 |
| 2012-2013 | 747 | 37,325 | 28,600 | 81 | 80 |
| 2013-2014 | 773 | 35,720 | 28,300 | 83 | 82 |
| 2014-2015* | 736 | 35,660 | 27,870 | 82 | 82 |

Cumulative Loan Debt of Students Graduating with a Bachelor's Degree as reported on the Peterson's Annual Survey of Undergraduate Financial Aid.

Average debt includes only students who borrowed.

Includes only students who entered Ferris as FTIACs, and maintained enrollment until graduation with a first bachelor's degree.

Does not include parent loans.

* Special Note: 71% of graduates graduated with debt less than \$35,660.

THREE-YEAR OFFICIAL COHORT DEFAULT RATE

| Entered Repayment | Default Rate |
|-------------------|--------------|
| Fiscal Year 2011 | 9.5% |
| Fiscal Year 2012 | 7.6% |

Percent of borrowers who defaulted within 3 years of entering repayment (US Dept of Educ)

Source: The Financial Aid Office

BUDGET

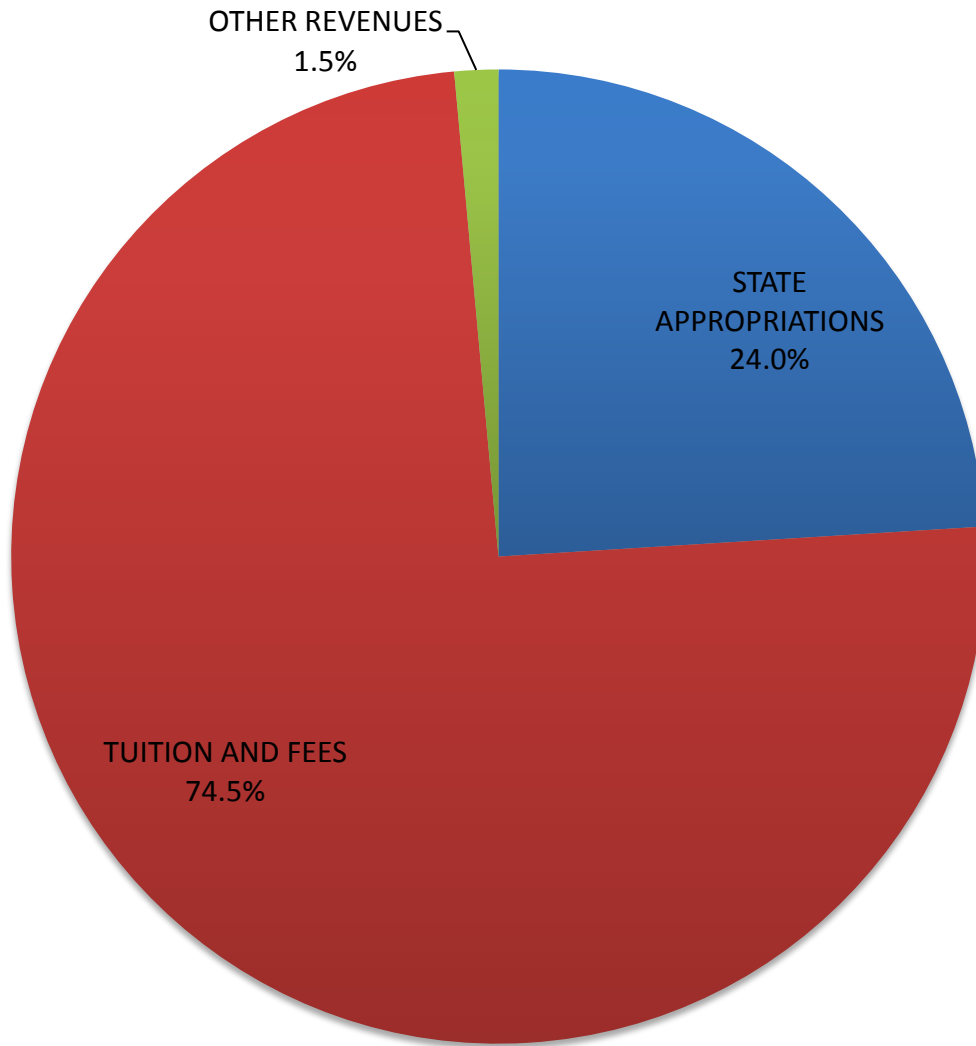
FERRIS STATE UNIVERSITY
FY 2015-16 GENERAL FUND OPERATING BUDGET
 (AMOUNTS IN MILLIONS)

| <u>REVENUES</u> | <u>FY 2015-16 OPERATING BUDGET</u> |
|--------------------------------------|---|
| STATE APPROPRIATIONS | |
| OPERATIONS | \$50.4 |
| MPSERS | \$0.9 |
| TUITION/FEES | \$159.2 |
| OTHER REVENUES | \$3.0 |
| <i>TOTAL REVENUE</i> | <hr style="width: 20%; margin-left: auto; margin-right: 0;"/> <i>\$213.5</i> |
| <u>EXPENDITURES</u> | |
| COMPENSATION | \$149.3 |
| OPERATING EXPENSE | \$41.5 |
| STUDENT ASSISTANCE | \$22.7 |
| <i>TOTAL EXPENDITURES</i> | <hr style="width: 20%; margin-left: auto; margin-right: 0;"/> <i>\$213.5</i> |
| REVENUE/EXPENDITURE NET | \$0 |

Source: Office of Budgetary Planning & Analysis, General Fund Operating Budget FY- 15/16

**FERRIS STATE UNIVERSITY
REVENUE SUMMARY**
(AMOUNTS IN MILLIONS)

| | AMOUNT | PERCENT |
|----------------------|--------------|-------------|
| STATE APPROPRIATIONS | \$51.3 | 24.0% |
| TUITION AND FEES | \$159.2 | 74.5% |
| OTHER REVENUES | <u>\$3.1</u> | <u>1.5%</u> |
| TOTAL | \$213.6 | 100% |

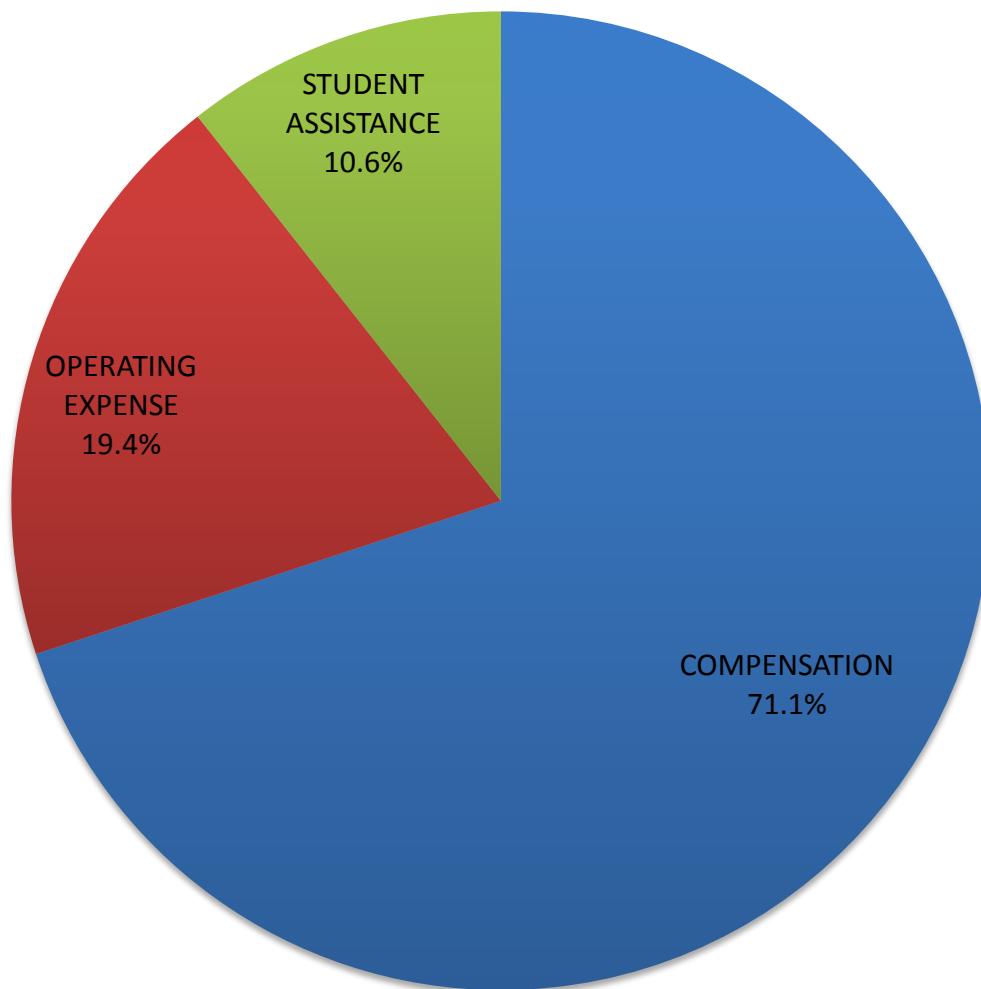


Source: Office of Budgetary Planning & Analysis, General Fund Operating Budget FY- 15/16

**FERRIS STATE UNIVERSITY
EXPENDITURE SUMMARY**

(AMOUNTS IN MILLIONS)

| | AMOUNT | PERCENT |
|--------------------|---------------|--------------|
| COMPENSATION | \$149.3 | 69.9% |
| OPERATING EXPENSE | \$41.5 | 19.4% |
| STUDENT ASSISTANCE | <u>\$22.7</u> | <u>10.6%</u> |
| TOTAL | \$213.5 | 100% |



Source: Office of Budgetary Planning & Analysis, General Fund Operating Budget FY- 15/16

FACILITIES

STATEMENT OF FACILITIES AT THE BIG RAPIDS CAMPUS

| GENERAL FUNDED FACILITIES | | | | YEAR |
|---------------------------|--------------------------------|------------------|-------------------|-------------------------|
| # OF BUILDINGS | BUILDING | SQUARE FEET | CUBIC FEET | CONSTRUCTED OR IMPROVED |
| 1.00 | ALUMNI BUILDING | 34,600 | 510,000 | 1929 |
| 1.00 | ARTS/SCIENCE COMMONS | 79,259 | 1,054,984 | 1996-99 |
| 1.00 | AUTOMOTIVE CENTER | 77,000 | 1,235,400 | 1956-88 |
| 1.00 | BISHOP HALL | 50,900 | 480,600 | 1968-87 |
| 1.00 | BUSINESS BUILDING | 90,600 | 700,000 | 1970 |
| 1.00 | CARRILON TOWER | 100 | 4,900 | 1968 |
| 1.00 | CREATIVE ARTS | 7,200 | 93,900 | 1965 |
| 1.00 | DEPARTMENT OF PUBLIC SAFETY | 400 | 3,200 | 1959-83-99-03 |
| 1.00 | ELASTOMER/PLASTICS CENTER | 43,392 | 510,555 | 1987-99 |
| 0.67 | EWIGLEBEN SPORTS COMPLEX | 76,600 | 1,280,806 | 1974-82-99 |
| 1.00 | FLITE LIBRARY | 173,484 | 2,081,800 | 2001 |
| 1.00 | GENERAL SERVICES ANNEX | 15,282 | 320,922 | 2005 |
| 1.00 | GENERAL SERVICES BUILDING | 28,571 | 518,885 | 1984-88-05 |
| 3.00 | GENERAL SERVICES GROUNDS | 7,232 | 80,856 | 1979-06 |
| 1.00 | GRANGER CENTER (CTC) | 75,298 | 1,358,200 | 1962-03 |
| 0.50 | HEALTH CENTER (50%) | 9,200 | 91,250 | 1959-67 |
| 1.00 | HEAVY EQUIPMENT TECHNOLOGY | 52,000 | 1,188,000 | 1987 |
| 1.00 | INSTRUCTIONAL RESOURCE CENTER | 61,425 | 683,800 | 1969-2008 |
| 1.00 | JOHNSON HALL | 33,600 | 328,600 | 1959 |
| 1.00 | MCKESSY BARN | 2,000 | 36,000 | 1989 |
| 1.00 | MCKESSY HOUSE | 2,800 | 23,000 | 1989-97 |
| 1.00 | MICHIGAN COLLEGE OF OPTOMETRY | 86,104 | 11,193,520 | 2010 |
| 1.00 | MUSIC CENTER | 10,000 | 137,900 | 1962 |
| 1.00 | NORTH STORAGE FACILITY | 10,711 | 152,900 | 2001 |
| 1.00 | PHARMACY BUILDING | 62,200 | 1,214,300 | 1972 |
| 1.00 | POWER PLANT | 19,900 | 421,900 | 1955-88 |
| 1.00 | PRAKKEN BUILDING | 42,100 | 503,900 | 1952 |
| 1.00 | SCIENCE BUILDING | 109,148 | 1,697,000 | 1955-67-97-99 |
| 1.00 | SCIENCE CHILLER COMPLEX | 3,200 | 57,600 | 2010 |
| 1.00 | STARR BUILDING | 86,400 | 1,607,200 | 1962-96 |
| 1.00 | STUDENT RECREATION CENTER | 116,051 | 2,397,416 | 1962-99 |
| 1.00 | SWAN BUILDING | 133,680 | 1,706,200 | 1966-88-2004 |
| 1.00 | TIMME CRT FOR STUDENT SERVICES | 59,179 | 752,227 | 1967-02 |
| 1.00 | TOP TAGGART WHEELER PAVILION | 10,593 | 152,000 | 2001 |
| 1.00 | VFS ALLIED HEALTH BUILDING | 67,400 | 1,493,800 | 1979 |
| 1.00 | WEST BUILDING | 23,700 | 292,500 | 1952-85 |
| 1.00 | WEST COMMONS | 19,800 | 269,300 | 1968 |
| 38.17 | TOTAL GENERAL FUNDED | 1,781,109 | 36,635,321 | |

Source: Plant Operational Services (11/24/15)

FACILITIES

STATEMENT OF FACILITIES AT THE BIG RAPIDS CAMPUS

NON-GENERAL FUNDED FACILITIES

| # OF BUILDINGS | BUILDING | SQUARE FEET | CUBIC FEET | YEAR CONSTRUCTED OR IMPROVED |
|----------------|---------------------------------|------------------|-------------------|------------------------------------|
| 2.00 | BOND HALL | 90,500 | 820,400 | 1966 |
| 1.00 | BROPHY HALL | 47,000 | 482,750 | 1962 |
| 1.00 | CLARK HALL | 41,500 | 360,900 | 1960 |
| 1.00 | CONFERENCE CENTER | 25,238 | 380,000 | 1990 |
| 1.00 | COPY CENTER PERRY STREET | 2,070 | 30,015 | 2006 |
| 3.00 | CORPORATE & PROF DEVELOP CTR | 16,836 | 192,612 | 1985-87 |
| 1.00 | CRAMER HALL | 91,700 | 824,700 | 1969 |
| 2.00 | EAST CAMPUS APTS. BLDG H & K | 16,138 | 141,377 | 1955-2010 |
| 3.00 | EAST CAMPUS SUITES BLDG 1, 2, 3 | 107,910 | 971,190 | 2010 |
| 1.00 | HALLISY HALL | 44,700 | 406,000 | 1958 |
| 0.50 | HEALTH CENTER (50%) | 9,200 | 91,250 | 1959-67 |
| 1.00 | HENDERSON HALL | 44,900 | 405,500 | 1965 |
| 0.33 | ICE ARENA | 69,460 | 980,570 | 1974-99 |
| 1.00 | KATKE GOLF CART STORAGE | 2,800 | 27,600 | 1984 |
| 1.00 | KATKE GOLF CLUB HOUSE | 5,700 | 57,000 | 2000 |
| 1.00 | KATKE GOLF MAINTENANCE BLD. | 3,200 | 44,800 | 1974 |
| 1.00 | KNOLLCREST COMMONS | 11,094 | 292,860 | 1961 |
| 1.00 | MCNERNEY HALL | 47,000 | 482,750 | 1962 |
| 1.00 | MERRILL HALL | 51,700 | 515,050 | 1961 |
| 1.00 | MILLER HALL | 47,382 | 444,245 | 1963 |
| 1.00 | PICKELL HALL | 50,400 | 468,600 | 1964 |
| 1.00 | PUTERBAUGH HALL | 46,400 | 436,400 | 1965 |
| 1.00 | RACQUET BALL FACILITY | 50,884 | 1,244,000 | 1980-87-01 |
| 4.00 | SOUTH CAMPUS APTS. | 42,560 | 373,120 | 1958-2009 |
| 1.00 | SOUTH COMMONS ROCK | 34,020 | 418,937 | 1963-64-94-09 |
| 1.00 | SOUTHWEST COMMONS | 19,500 | 253,600 | 1965-86 |
| 1.00 | SOUTHWEST POWER PLANT | 2,200 | 33,200 | 1964 |
| 1.00 | TAGGART HALL | 47,800 | 450,600 | 1964 |
| 1.00 | TRAVIS HALL | 51,700 | 515,050 | 1961 |
| 1.00 | UNIVERSITY CENTER | 142,779 | 1,443,705 | 1958-87-14-15 |
| 1.00 | VANDERCOOK HALL | 41,500 | 386,350 | 1957-98 |
| 1.00 | WARD HALL | 41,320 | 407,260 | 1963 |
| 32.00 | WEST CAMPUS APTS. | 242,870 | 5,100,270 | 1995 |
| 1.00 | WEST CAMPUS COMMUNITY BLDG. | 5,785 | 52,000 | 1996 |
| 1.00 | WOMEN'S SOFTBALL FACILITY | 1,008 | 25,200 | 2001 |
| 73.83 | TOTAL NON-GENERAL FUNDED | 1,596,754 | 19,559,861 | |
| 112.00 | GRAND TOTAL | 3,377,863 | 56,195,182 | |

Source: Plant Operational Services (11/24/15)

BUILDING KEY

FACILITIES

BUILDING NAME CODE LOCATION BUILDING NAME CODE LOCATION

| | | | | | |
|---|------|-----|--|-----|-----|
| Allied Health (Victor F. Spathelf Center) | VFS | G7 | National Elastomer Center (College of Engineering Technology) | NEC | E4 |
| Alumni Building | ALU | A3 | North Storage | NST | C7 |
| Arts and Sciences Commons (College of Arts and Sciences) | ASC | D5 | Pharmacy Building (College of Pharmacy) | PHR | G8 |
| Automotive Center (College of Engineering Technology) | AUT | B4 | Pickell Hall (Honors Program) | PIC | H5 |
| Birkam Health Center | BHC | F4 | Power Plant | POW | B4 |
| Bishop Hall (College of Education/Tot's Place) | BIS | H9 | Prakken Building | PRK | A3 |
| Bituminous Lab | BIT | A2 | Public Safety (West Commons) | WCO | H9 |
| Bond Hall (North and South) | BON | H8 | Puterbaugh Hall | PUT | H7 |
| Brophy Hall | BRO | J4 | Racquet Facility and Fitness Center | RQT | O5 |
| Business Building (College of Business) | BUS | H6 | Residential Life Office (Helen Ferris Hall) | | D4 |
| Clark Hall | CLK | E4 | Rock Café (South Commons) | SCO | I5 |
| Copy Center | CCE | E7 | Science Building (College of Arts and Sciences) | SCI | C5 |
| Corporate and Professional Development Center | CPD | A2 | Science Chiller Complex | SCC | C6 |
| Cramer Hall | CRA | H8 | South Campus Apartments | SCA | H4 |
| Creative Arts Center | CAC | I7 | South Storage | SST | N5 |
| East Campus Apartments | ECA | F3 | Southwest Commons (West Side Café) | SWC | H7 |
| East Campus Suites | ECS | F2 | Southwest Power Plant | SPL | I7 |
| Ewigleben Sports Complex | SPO | J7 | Starbucks Coffee (IRC) | | G6 |
| FLITE Library (Jim Crow Museum) | FLT | E5 | Starr Educational Center (College of Arts and Sciences) | STR | D6 |
| General Services Annex | GSA | L7 | Student Recreational Center (Field House/Swimming Pool) | SRC | G4 |
| General Services Building | GEN | K7 | Swan Technical Arts Building (College of Engineering Technology) | SWN | D3 |
| Granger Center for Construction and HVAC | GRN | B4 | Taggart Hall | TAG | H6 |
| Hallsy Hall | HAL | F6 | Timme Center for Student Services (Admissions, Business Office, Financial Aid Office and President's Office) | CSS | F6 |
| Heavy Equipment Center (College of Engineering Technology) | HEC | K8 | Top Taggart Field | TTF | G5 |
| Henderson Hall | HEN | I7 | Travis Hall | TRV | J6 |
| Institute for Construction Education and Training | ICET | A2 | University Center (FSU Fine Art Gallery, Bookstore, Student Technology Services/Telecomm) | UCB | D4 |
| Interdisciplinary Resource Center (IRC) | IRC | G6 | Vandercook Hall | VAN | E6 |
| Johnson Hall | JOH | E4 | Ward Hall | WAR | I6 |
| Katke Golf Course | KAT | F12 | West Building | WES | A4 |
| Knollcrest Commons (Professional Golf Management) | KNO | J5 | West Campus Apartments | WCA | H10 |
| McKessy House | MCK | C6 | West Campus Community Center | WCC | H10 |
| McNerney Hall | MCN | J5 | West Commons | WCO | H9 |
| Merrill Hall | MER | J5 | Westside Café | WIL | H7 |
| Michigan College of Optometry (College of Optometry) | MCO | G7 | Williams Auditorium | WIL | C6 |
| Miller Hall | MIL | J6 | Wheeler Pavilion | WHP | G5 |
| Music Activities Center | MUS | E5 | | | |



LOT KEY

| | | | |
|---------------------------------|-----------|------------|------------|
| Commuter Parking | Lot 1 D3 | Lot 19 E8 | Lot 37 G5 |
| | Lot 2 E3 | Lot 20 J8 | Lot 50 B4 |
| | Lot 6 G9 | Lot 27 E6 | Lot 55 G10 |
| | Lot 9 C4 | Lot 28 F9 | Lot 57 B3 |
| | Lot 17 F4 | Lot 29 C4 | Lot 64 H10 |
| | Lot 18 C7 | Lot 36 H5 | |
| Faculty/Staff Parking | Lot 1 D3 | Lot 33 F7 | Lot 52 A2 |
| | Lot 2 E3 | Lot 34 F5 | Lot 53 I5 |
| | Lot 7 A4 | Lot 35 H5 | Lot 56 H9 |
| | Lot 8 B4 | Lot 38 F4 | Lot 58 K8 |
| | Lot 10 C6 | Lot 39 I5 | Lot 59 K7 |
| | Lot 15 F3 | Lot 40 J5 | Lot 63 E5 |
| | Lot 19 F7 | Lot 42 G8 | Lot 71 C5 |
| | Lot 22 E7 | Lot 44 I7 | |
| | Lot 24 D5 | Lot 45 G9 | |
| | Lot 27 E6 | Lot 46 J7 | |
| | Lot 30 F4 | Lot 48 K8 | |
| | Lot 31 D4 | Lot 51 A2 | |
| Residence Hall Parking | Lot 3 F5 | Lot 28 F8 | |
| | Lot 4 K6 | Lot 47 J9 | |
| | Lot 5 G8 | Lot 54 H9 | |
| | Lot 21 H4 | Lot 61 J4 | |
| | Lot 23 J9 | Lot 70 G12 | |
| Campus Apartment Parking | Lot 11 F2 | Lot 26 H4 | Lot 67 H10 |
| | Lot 15 F3 | Lot 60 G9 | Lot 68 I11 |
| | Lot 16 H5 | Lot 65 G11 | |
| | Lot 25 H4 | Lot 66 H10 | |
| Patient/Public Parking | Lot 33 F7 | Lot 41 G7 | |
| Patron Parking | Lot 22 E7 | Lot 49 E12 | Lot 62 O5 |
| | Lot 43 F5 | Lot 60 A3 | |



MAP KEY

- Commuter Parking
- Faculty and Staff Parking
- Residence Hall Student Parking
- Campus Apartment Parking
- Commuter and Residence Hall Parking
- Patient and Public Parking
- Meter Parking
- Patron Parking
- Emergency Phones
- Grand Rapids Bus Stop

Driving Directions to Big Rapids Campus

Driving from East (Detroit): Take I-96 West to Grand Rapids. Take US-131 North to Big Rapids, Exit 139. Turn right and follow Perry Street 1.7 miles to the last stop light which is State Street (Business Loop-131). Proceed straight through the stoplight into the main campus.

Driving from East (Flint): Take I-69 West to Lansing. Take I-96 West to Grand Rapids. Take US-131 North to Big Rapids, Exit 139. Turn right and follow Perry Street 1.7 miles to the last stop light which is State Street (Business Loop-131). Proceed straight through the stoplight into the main campus.

Driving from East (Mt. Pleasant): Take M-20 West to Big Rapids, turn south (left) on State Street. Follow State Street (which is Business Loop-131) and stay in the left lane. You will drive past Big Boy Restaurant (which is on your right). Turn left at the next stoplight (Perry Street), which is the main entrance to campus.

Driving from North (Cadillac): US-131 South to Big Rapids, Exit 139. Turn left and follow Perry Street 1.7 miles to the last stop light which is State Street (Business Loop-131). Proceed straight through the stoplight into the main campus.

Driving from North (Old US-131): Continue on Old US-131 (which is State Street), stay in the left lane. You will drive past Big Boy Restaurant (which is on your right). Turn left at the next stoplight (Perry Street), which is the main entrance to campus.

Driving from South (Grand Rapids and Kalamazoo): US-131 North to Big Rapids, Exit 139. Turn right and follow Perry Street 1.7 miles to the last stop light which is State Street (Business Loop-131). Proceed straight through the stoplight into the main campus.

Driving from West: Take M-20 East to Stanwood and then US-131 North to Big Rapids, exit 139. Turn right and follow Perry Street 1.7 miles to the last stop light which is State Street (Business Loop-131). Proceed straight through the stoplight into the main campus.

MICHIGAN PUBLIC
UNIVERSITIES

ENROLLMENT MICHIGAN PUBLIC UNIVERSITIES

| | <u>Fall 2011</u> | <u>Fall 2012</u> | <u>Fall 2013</u> | <u>Fall 2014</u> | <u>Fall 2015</u> |
|------------------------------------|------------------|------------------|------------------|------------------|------------------|
| Central Michigan University | 25,473 | 25,270 | 24,541 | 24,992 | 24,826 |
| Eastern Michigan University | 23,148 | 23,223 | 23,027 | 21,984 | 21,416 |
| Ferris State University | 14,560 | 14,533 | 14,707 | 14,600 | 14,715 |
| Grand Valley State University | 24,662 | 24,654 | 24,477 | 25,094 | 25,325 |
| Lake Superior State University | 2,789 | 2,496 | 2,367 | 2,367 | 2,265 |
| Michigan State University | 46,975 | 47,308 | 48,304 | 48,602 | 49,517 |
| Michigan Tech University | 7,030 | 6,939 | 6,971 | 7,092 | 7,233 |
| Northern Michigan University | 9,405 | 9,081 | 8,879 | 8,660 | 8,187 |
| Oakland University | 19,379 | 19,740 | 20,169 | 20,519 | 20,711 |
| Saginaw Valley State University | 10,659 | 10,552 | 10,245 | 9,021 | 9,766 |
| University of Michigan - Ann Arbor | 42,512 | 43,257 | 43,519 | 43,442 | 43,455 |
| University of Michigan - Dearborn | 8,955 | 9,083 | 9,003 | 9,193 | 9,308 |
| University of Michigan - Flint | 8,180 | 8,172 | 8,413 | 8,436 | 8,340 |
| Wayne State University | 30,765 | 28,938 | 27,897 | 27,578 | 27,222 |
| Western Michigan University | 24,965 | 24,486 | 24,172 | 23,783 | 23,392 |

Note: Fall numbers each year as of November.

Source: Budget Office

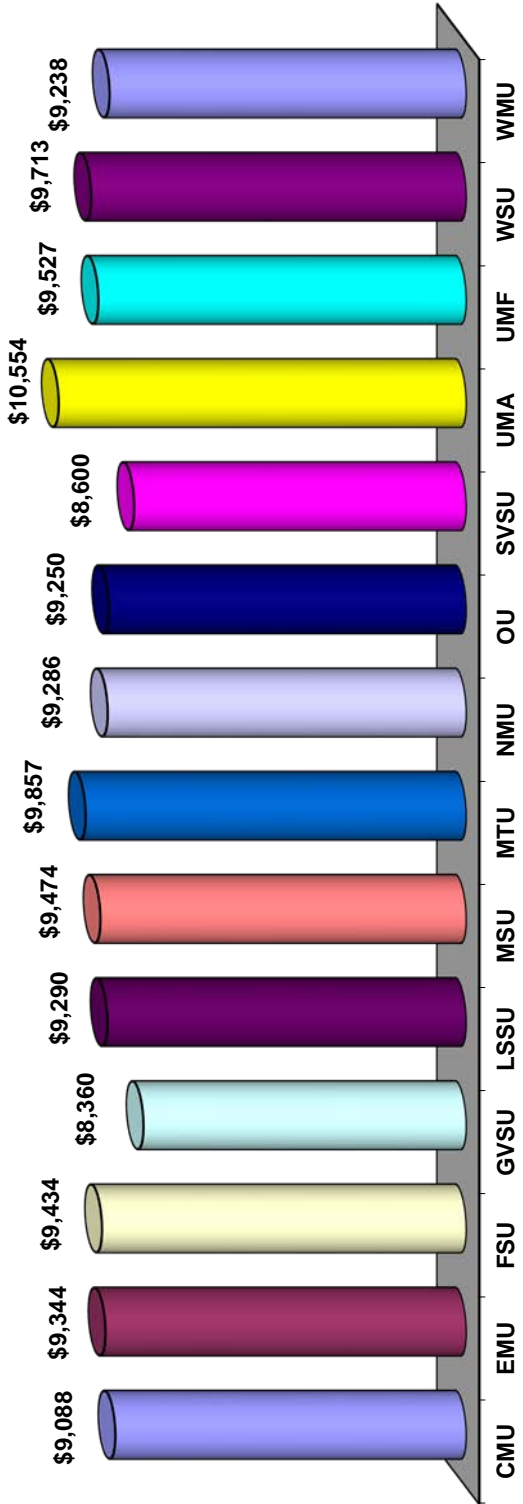
BUDGETARY PLANNING AND ANALYSIS
SUMMARY OF 2015-16 TUITION/FEEES AND ROOM/BOARD
MICHIGAN PUBLIC UNIVERSITIES

| | <u>FY-16</u> <u>TUITION</u> | <u>TUITION</u> <u>RANK</u> | <u>FY-16 ROOM</u> <u>& BOARD</u> | <u>ROOM &</u> <u>BOARD</u> <u>RANK</u> | <u>FY-16 TOTAL</u> <u>COST</u> | <u>TOTAL COST</u> <u>RANK</u> |
|---------------------------|--------------------------------|-------------------------------|---|--|-----------------------------------|----------------------------------|
| Central Michigan | \$11,850 | 4 | \$9,088 | 12 | \$20,938 | 5 |
| Eastern Michigan | \$10,417 | 13 | \$9,344 | 7 | 19,761 | 11 |
| Ferris State | \$11,460 | 7 | \$9,434 | 6 | 20,894 | 6 |
| Grand Valley | \$11,078 | 10 | \$8,360 | 14 | 19,438 | 12 |
| Lake Superior | \$10,767 | 11 | \$9,290 | 8 | 20,057 | 9 |
| Michigan State | \$13,612 | 3 | \$9,474 | 5 | 23,086 | 3 |
| Michigan Tech | \$14,286 | 1 | \$9,857 | 2 | 24,143 | 2 |
| Northern Michigan | \$9,860 | 14 | \$9,286 | 9 | 19,146 | 13 |
| Oakland | \$11,513 | 6 | \$9,250 | 10 | 20,763 | 7 |
| Saginaw Valley | \$8,969 | 15 | \$8,600 | 13 | 17,569 | 14 |
| University of Michigan | \$13,856 | 2 | \$10,554 | 1 | 24,410 | 1 |
| UM - Dearborn | \$11,304 | 9 | \$0 | 15 | N/A | N/A |
| UM - Flint | \$10,458 | 12 | \$9,527 | 4 | 19,985 | 10 |
| Wayne State | \$11,814 | 5 | \$9,713 | 3 | 21,527 | 4 |
| Western Michigan | \$11,329 | 8 | \$9,238 | 11 | 20,567 | 8 |
| UNWEIGHTED AVERAGE | 11,505 | | 9,358 | | 20,877 | |

Note: FTIAC rates.

Source: President's Council, State Universities of Michigan

Annual Room and Board Costs FY 2016

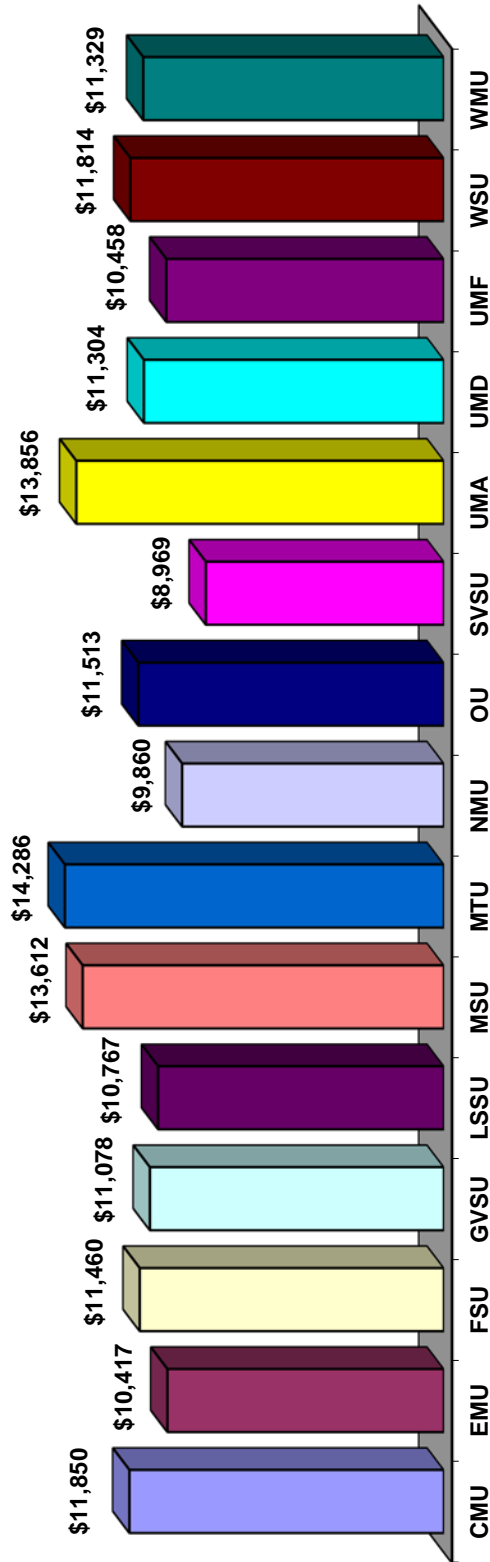


Five Year Trend

| | FY '12 | FY '13 | FY '14 | FY '15 | FY '16 |
|------------|--------------|--------------|--------------|--------------|--------------|
| CMU | \$8,212 | \$8,376 | \$8,544 | \$8,780 | \$9,088 |
| EMU | 7,896 | 8,286 | 8,286 | 8,940 | 9,344 |
| FSU | 8,744 | 8,744 | 8,910 | 9,168 | 9,434 |
| GVSU | 7,624 | 7,920 | 8,080 | 8,200 | 8,360 |
| LSSU | 8,319 | 8,481 | 8,728 | 8,987 | 9,290 |
| MSU | 8,154 | 8,476 | 8,806 | 9,154 | 9,474 |
| MTU | 8,648 | 8,865 | 9,175 | 9,516 | 9,857 |
| NMU | 8,174 | 8,404 | 8,696 | 8,954 | 9,286 |
| OU | 7,968 | 8,207 | 8,576 | 8,895 | 9,250 |
| SVSU | 7,770 | 7,980 | 8,190 | 8,400 | 8,600 |
| UMA | 9,468 | 9,752 | 9,966 | 10,246 | 10,554 |
| UMF | N/A | 7,506 | 7,703 | 7,911 | 9,527 |
| WSU | 8,660 | 8,950 | 9,264 | 9,713 | 9,713 |
| WMU | 8,249 | 8,414 | 8,687 | 8,943 | 9,238 |

Source: Office of Budgetary Planning & Analysis/President's Council Tuition & Fees Report

Annual Tuition and Required Fees FY 2016



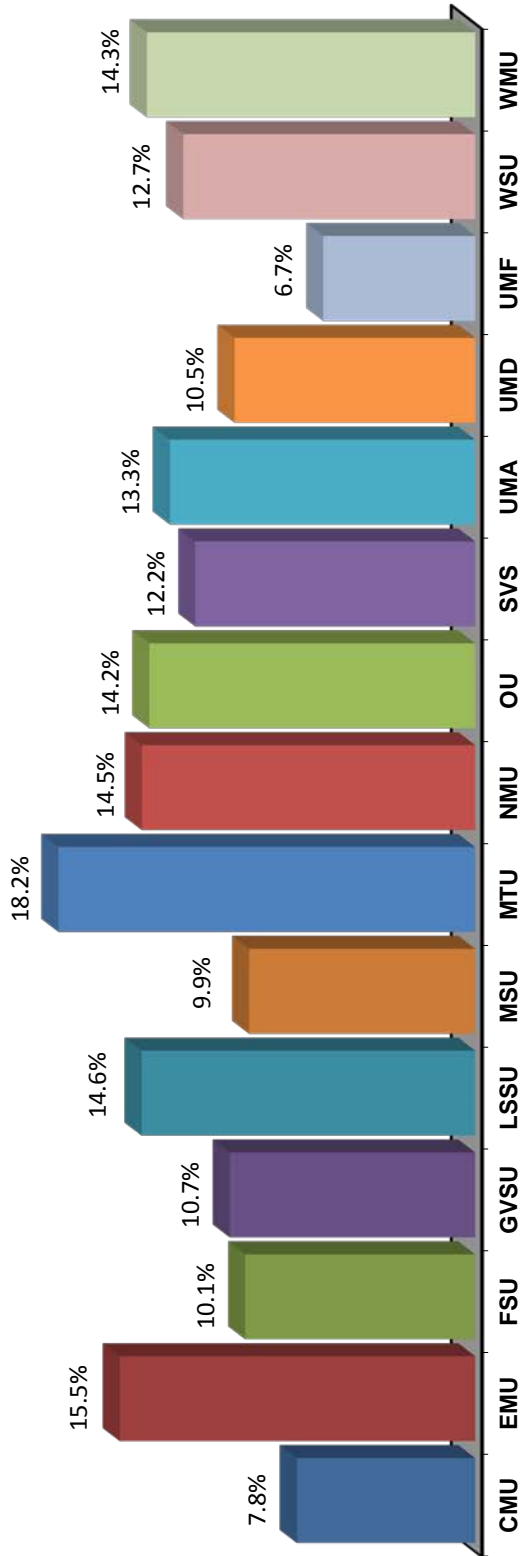
Five Year Trend

| | FY '12 | FY '13 | FY '14 | FY '15 | FY '16 |
|------------|---------------|---------------|---------------|---------------|---------------|
| CMU | \$10,740 | \$10,950 | \$11,220 | \$11,550 | \$11,850 |
| EMU | 8,683 | 9,026 | 9,364 | 9,663 | 10,417 |
| FSU | 10,440 | 10,710 | 10,950 | 11,190 | 11,460 |
| GVSU | 9,716 | 10,078 | 10,454 | 10,752 | 11,078 |
| LSSU | 9,614 | 9,890 | 10,210 | 10,498 | 10,767 |
| MSU | 12,255 | 12,675 | 12,915 | 13,252 | 13,612 |
| MTU | 12,853 | 13,353 | 13,728 | 14,040 | 14,286 |
| NMU | 8,414 | 8,709 | 9,037 | 9,559 | 9,860 |
| OU | 9,938 | 10,230 | 10,613 | 10,613 | 11,513 |
| SVSU | 7,815 | 8,120 | 8,423 | 8,691 | 8,969 |
| UMA | 12,634 | 12,994 | 13,142 | 13,486 | 13,856 |
| UMD | 9,885 | 10,250 | 10,614 | 10,952 | 13,856 |
| UMF | 9,184 | 9,514 | 9,844 | 10,138 | 10,458 |
| WSU | 9,809 | 10,190 | 11,094 | 11,448 | 11,814 |
| WMU | 9,906 | 10,282 | 10,655 | 10,985 | 11,329 |

Note: Based on FTIAC Tuition Rates

Source: Office of Budgetary Planning & Analysis/ President's Council Tuition & Fees Report

Financial Aid as % of Total General Fund Spending FY 2015

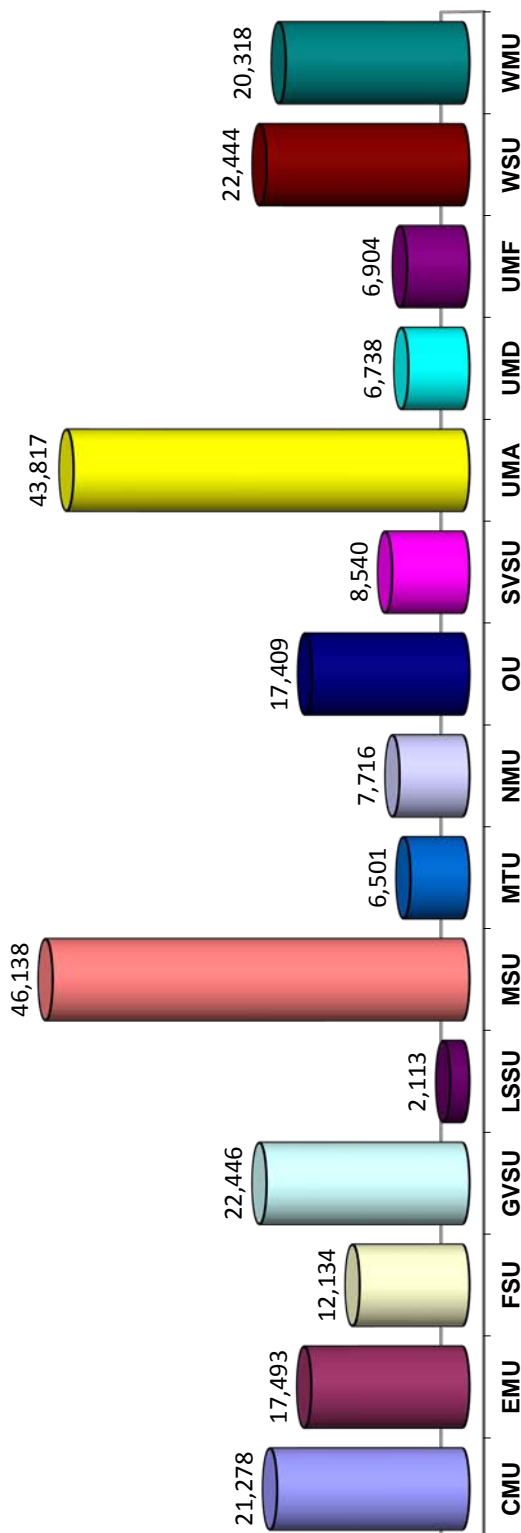


Five Year Trend

| | FY '11 | FY '12 | FY '13 | FY '14 | FY '15 |
|------------|--------------|-------------|-------------|-------------|--------------|
| CMU | 6.4% | 8.6% | 8.4% | 7.5% | 7.8% |
| EMU | 10.9% | 11.6% | 13.4% | 14.4% | 15.5% |
| FSU | 10.0% | 9.6% | 9.5% | 9.5% | 10.1% |
| GVSU | 8.6% | 9.8% | 11.0% | 10.8% | 10.7% |
| LSSU | 0.0% | 12.3% | 13.2% | 13.9% | 14.6% |
| MSU | 8.9% | 10.1% | 9.8% | 9.7% | 9.9% |
| MTU | 14.7% | 16.8% | 17.0% | 17.5% | 18.2% |
| NMU | 11.8% | 13.9% | 12.9% | 13.5% | 14.5% |
| OU | 9.4% | 10.6% | 12.6% | 14.4% | 14.2% |
| SVSU | 9.7% | 10.1% | 11.0% | 11.5% | 12.2% |
| UMA | 12.5% | 12.2% | 12.2% | 12.5% | 13.3% |
| UMD | 7.7% | 8.2% | 10.5% | 10.1% | 10.5% |
| UMF | 6.0% | 6.7% | 6.5% | 7.2% | 6.7% |
| WSU | 9.4% | 10.1% | 10.8% | 10.6% | 12.7% |
| WMU | 14.0% | 14.4% | 14.3% | 14.2% | 14.3% |

Source: Office of Budgetary Planning & Analysis

Full Year-Equated Students FY 2015




Five Year Trend

| | FY '11 | FY '12 | FY '13 | FY '14 | FY '15 |
|------------|---------------|---------------|---------------|---------------|---------------|
| CMU | 22,522 | 22,510 | 21,694 | 20,891 | 21,278 |
| EMU | 18,718 | 18,434 | 18,358 | 18,358 | 17,493 |
| FSU | 12,076 | 12,217 | 12,206 | 12,141 | 12,134 |
| GVSU | 22,407 | 22,347 | 22,271 | 22,181 | 22,446 |
| LSSU | 2,396 | 2,418 | 2,238 | 2,174 | 2,113 |
| MSU | 44,039 | 44,738 | 45,446 | 45,959 | 46,138 |
| MTU | 6,583 | 6,378 | 6,135 | 6,474 | 6,501 |
| NMU | 8,606 | 8,568 | 8,257 | 8,031 | 7,716 |
| OU | 16,217 | 16,319 | 16,699 | 17,088 | 17,409 |
| SVSU | 9,031 | 9,190 | 9,025 | 8,824 | 8,540 |
| UMA | 42,232 | 42,918 | 43,761 | 43,832 | 43,817 |
| UMD | 6,595 | 6,669 | 6,687 | 6,648 | 6,738 |
| UMF | 6,693 | 6,732 | 6,760 | 6,895 | 6,904 |
| WSU | 24,798 | 23,873 | 23,301 | 22,643 | 22,444 |
| WMU | 21,990 | 21,603 | 20,978 | 20,593 | 20,318 |

Source: Office of Budgetary Planning & Analysis

Instruction as a % of Total General Fund Spending FY 2015

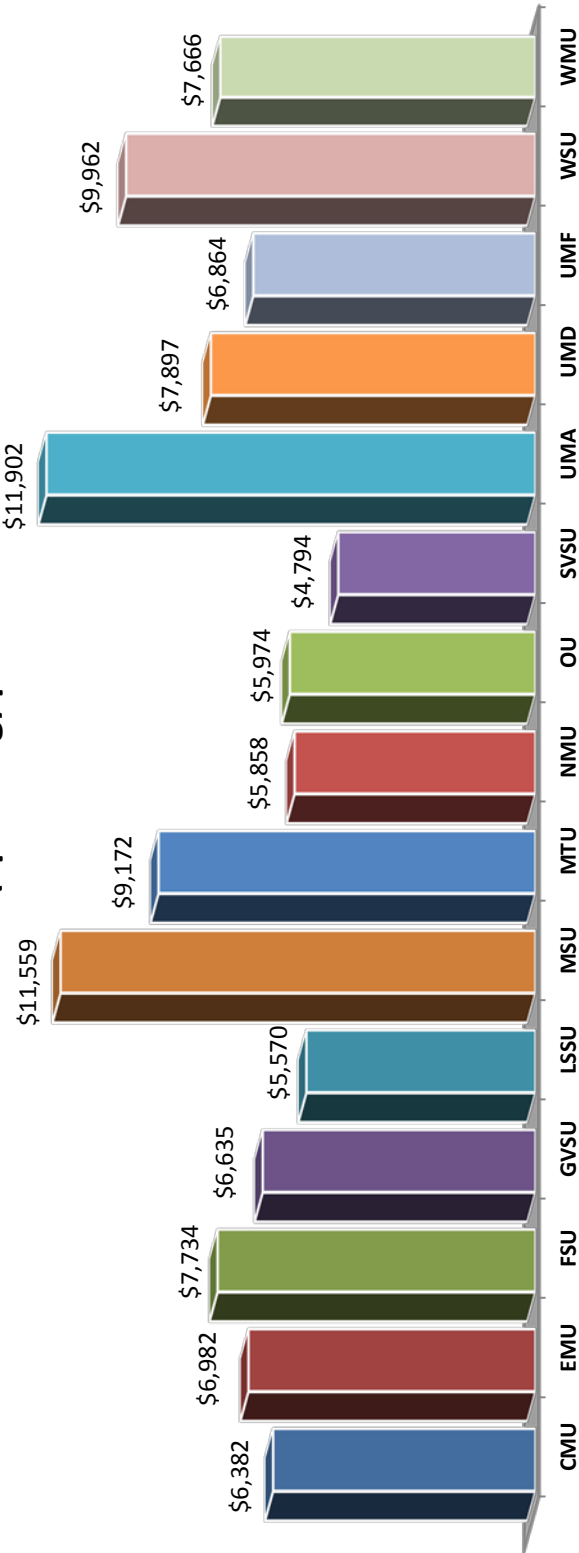


Five Year Trend

| | FY '11 | FY '12 | FY '13 | FY '14 | FY '15 |
|------------|--------------|--------------|--------------|--------------|--------------|
| CMU | 38.2% | 40.5% | 41.8% | 41.7% | 37.9% |
| EMU | 43.0% | 44.9% | 43.0% | 42.5% | 42.8% |
| FSU | 43.5% | 43.9% | 44.1% | 43.3% | 44.6% |
| GVSU | 41.7% | 42.4% | 43.3% | 43.0% | 41.9% |
| LSSU | 39.0% | 35.4% | 32.5% | 29.9% | 31.0% |
| MSU | 44.4% | 44.2% | 41.3% | 42.5% | 43.3% |
| MTU | 34.7% | 34.2% | 35.4% | 31.2% | 33.5% |
| NMU | 36.8% | 38.9% | 36.9% | 38.9% | 36.0% |
| OU | 37.3% | 38.8% | 39.2% | 38.5% | 37.6% |
| SVSU | 36.0% | 35.4% | 30.2% | 34.7% | 34.3% |
| UMA | 31.0% | 29.6% | 29.3% | 29.3% | 29.6% |
| UMD | 44.3% | 44.2% | 42.0% | 41.7% | 41.2% |
| UMF | 41.3% | 42.8% | 41.5% | 41.1% | 42.2% |
| WSU | 38.3% | 37.7% | 37.0% | 37.2% | 42.9% |
| WMU | 42.8% | 42.6% | 42.0% | 42.3% | 41.6% |

Source: Office of Budgetary Planning & Analysis

Instructional Cost (Spending) per Student FY 2015

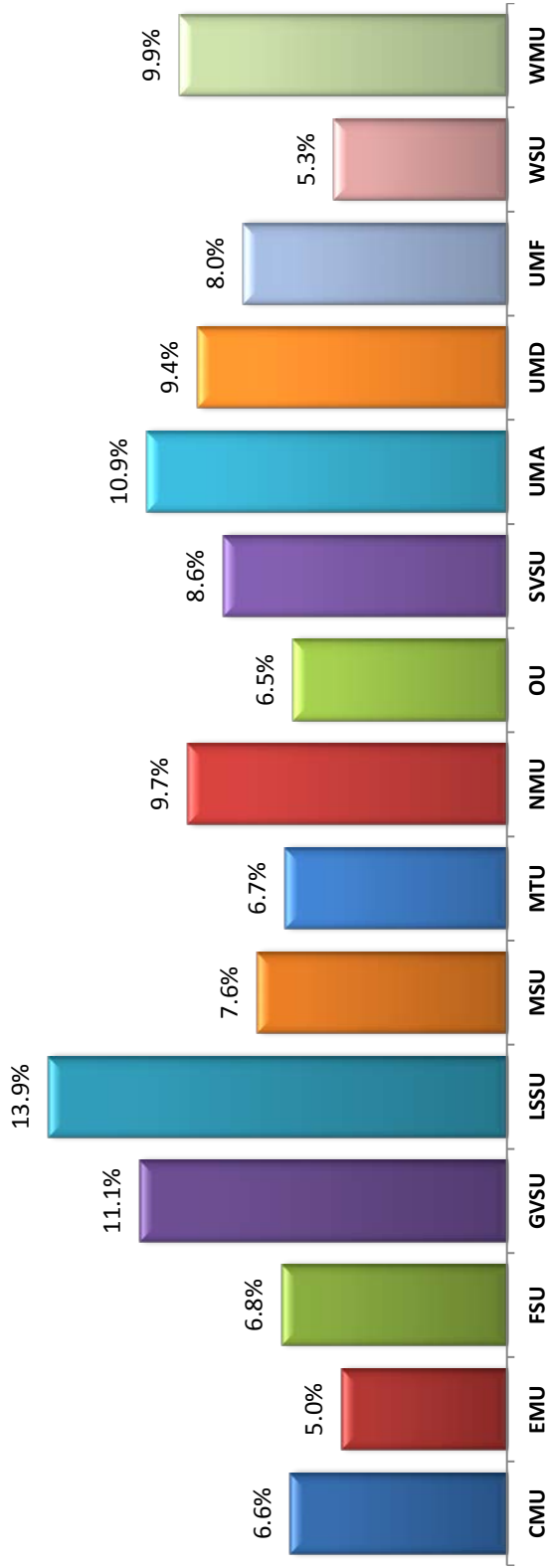


Five Year Trend

| | FY '11 | FY '12 | FY '13 | FY '14 | FY '15 |
|------------|----------------|----------------|----------------|----------------|----------------|
| CMU | \$5,303 | \$5,660 | \$6,063 | \$6,551 | \$6,382 |
| EMU | \$6,486 | \$6,776 | \$6,599 | \$6,595 | \$6,982 |
| FSU | \$6,903 | \$6,308 | \$7,041 | \$7,121 | \$7,734 |
| GVSU | \$5,611 | \$5,860 | \$6,283 | \$6,504 | \$6,635 |
| LSSU | \$5,215 | \$5,231 | \$5,082 | \$4,929 | \$5,570 |
| MSU | \$10,034 | \$10,332 | \$10,208 | \$11,062 | \$11,559 |
| MTU | \$8,313 | \$8,684 | \$9,390 | \$9,048 | \$9,172 |
| NMU | \$5,187 | \$5,008 | \$5,464 | \$6,084 | \$5,858 |
| OU | \$5,037 | \$5,414 | \$5,603 | \$5,763 | \$5,974 |
| SVSU | \$4,238 | \$4,193 | \$4,368 | \$4,569 | \$4,794 |
| UMA | \$11,470 | \$11,267 | \$11,439 | \$11,720 | \$11,902 |
| UMD | \$7,239 | \$7,343 | \$7,500 | \$7,643 | \$7,897 |
| UMF | \$5,539 | \$5,756 | \$6,019 | \$6,348 | \$6,864 |
| WSU | \$8,885 | \$9,011 | \$9,295 | \$9,630 | \$9,962 |
| WMU | \$6,680 | \$6,694 | \$7,051 | \$7,579 | \$7,666 |

Source: Office of Budgetary Planning & Analysis

Plant Spending as a % of Total General Fund Spending FY 2015

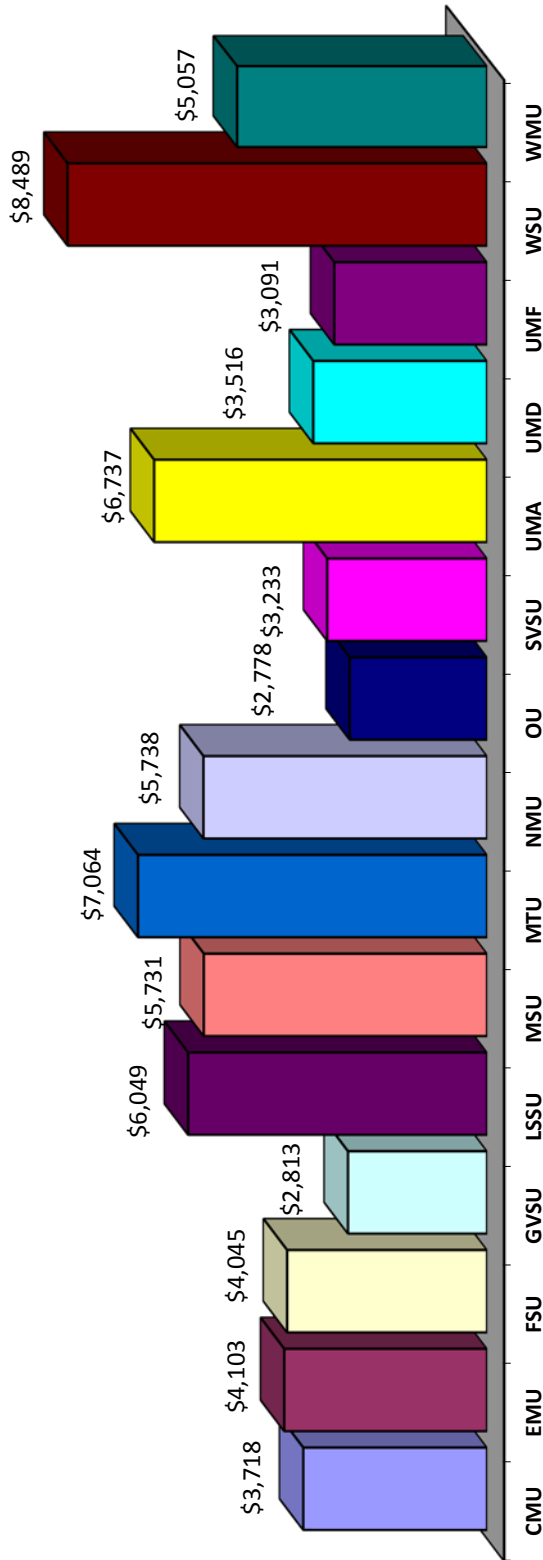


Five Year Trend

| | FY '11 | FY '12 | FY '13 | FY '14 | FY '15 |
|------------|-------------|-------------|-------------|-------------|-------------|
| CMU | 6.3% | 7.2% | 7.2% | 7.1% | 6.6% |
| EMU | 7.9% | 5.2% | 5.2% | 5.1% | 5.0% |
| FSU | 7.5% | 5.7% | 7.2% | 7.0% | 6.8% |
| GVSU | 10.0% | 12.9% | 19.1% | 16.5% | 11.1% |
| LSSU | 15.3% | 14.0% | 13.6% | 14.6% | 13.9% |
| MSU | 9.7% | 9.3% | 8.0% | 8.3% | 7.6% |
| MTU | 7.3% | 7.3% | 7.4% | 7.6% | 6.7% |
| NMU | 10.3% | 10.4% | 9.2% | 10.1% | 9.7% |
| OU | 7.0% | 6.9% | 6.9% | 6.9% | 6.5% |
| SVSU | 8.6% | 8.6% | 8.9% | 9.4% | 8.6% |
| UMA | 13.6% | 12.5% | 11.2% | 11.0% | 10.9% |
| UMD | 9.7% | 9.3% | 10.3% | 10.3% | 9.4% |
| UMF | 10.0% | 10.0% | 9.3% | 8.4% | 8.0% |
| WSU | 9.2% | 9.3% | 9.7% | 9.4% | 5.3% |
| WMU | 10.8% | 10.6% | 10.1% | 9.9% | 9.9% |

Source: Office of Budgetary Planning & Analysis

State Appropriations per FYES FY 2015

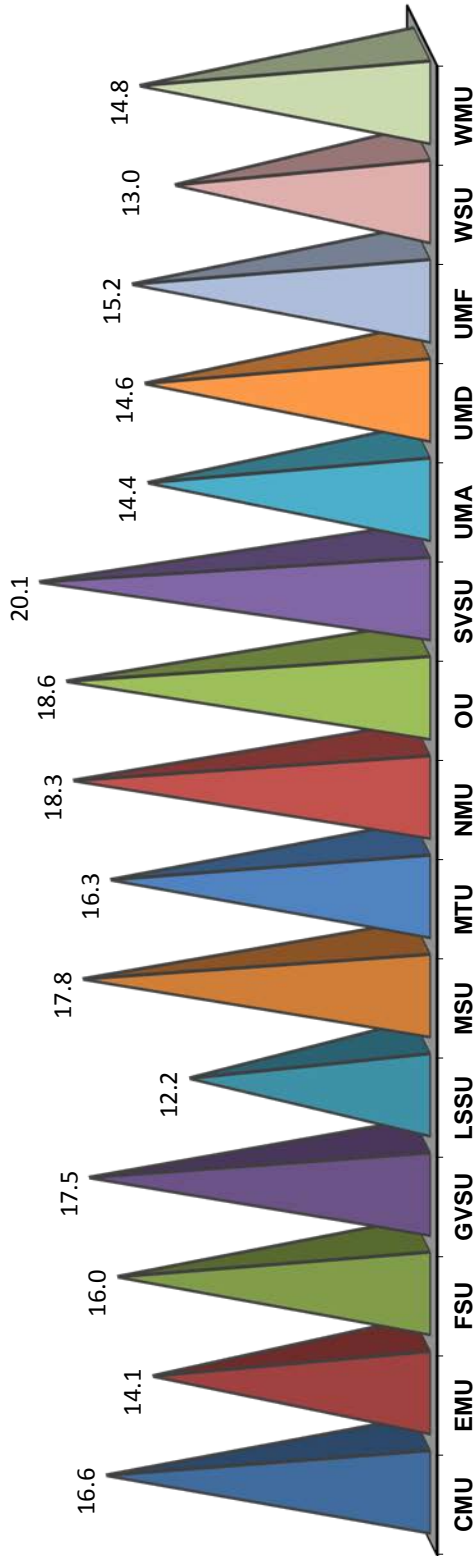


Five Year Trend

| | FY '10 | FY '11 | FY '12 | FY '13 | FY '14 | FY '15 |
|------------|----------------|----------------|----------------|----------------|----------------|----------------|
| CMU | \$3,766 | \$3,558 | \$3,026 | \$3,279 | \$3,520 | \$3,718 |
| EMU | \$4,261 | \$4,062 | \$3,505 | \$3,624 | \$3,665 | \$4,103 |
| FSU | \$4,242 | \$4,026 | \$3,382 | \$3,632 | \$3,759 | \$4,045 |
| GVSU | \$2,863 | \$2,766 | \$2,357 | \$2,489 | \$2,607 | \$2,813 |
| LSSU | \$5,698 | \$5,298 | \$4,462 | \$5,382 | \$5,626 | \$6,049 |
| MSU | \$6,609 | \$6,442 | \$5,390 | \$5,392 | \$5,431 | \$5,731 |
| MTU | \$7,414 | \$7,280 | \$6,387 | \$6,940 | \$6,715 | \$7,064 |
| NMU | \$5,407 | \$5,245 | \$4,478 | \$4,948 | \$5,198 | \$5,738 |
| OU | \$3,291 | \$3,130 | \$2,644 | \$2,693 | \$2,672 | \$2,778 |
| SVSU | \$3,225 | \$3,070 | \$2,539 | \$2,843 | \$2,945 | \$3,233 |
| UMA | \$7,745 | \$7,489 | \$6,263 | \$6,265 | \$6,371 | \$6,737 |
| UMD | \$3,900 | \$3,749 | \$3,151 | \$3,325 | \$3,386 | \$3,516 |
| UMF | \$3,374 | \$3,122 | \$2,639 | \$2,888 | \$2,892 | \$3,091 |
| WSU | \$8,742 | \$8,637 | \$7,649 | \$7,871 | \$8,099 | \$8,489 |
| WMU | \$5,167 | \$4,985 | \$4,313 | \$4,551 | \$4,724 | \$5,057 |

Source: Office of Budgetary Planning & Analysis

Student-to-Faculty Ratio FY 2015



Five Year Trend

| | FY '11 | FY '12 | FY '13 | FY '14 | FY '15 |
|------------|-------------|-------------|-------------|-------------|-------------|
| CMU | 16.6 | 15.2 | 16.8 | 15.8 | 16.6 |
| EMU | 15.9 | 16.1 | 17.3 | 15.6 | 14.1 |
| FSU | 16.2 | 15.9 | 16.1 | 16.2 | 16.0 |
| GVSU | 18.5 | 18.2 | 17.9 | 17.8 | 17.5 |
| LSSU | 15.4 | 14.4 | 13.7 | 16.5 | 12.2 |
| MSU | 12.8 | 12.8 | 18.2 | 18.3 | 17.8 |
| MTU | 12.6 | 12.1 | 15.3 | 16.1 | 16.3 |
| NMU | 20.4 | 20.0 | 18.6 | 21.0 | 18.3 |
| OU | 20.3 | 19.3 | 18.9 | 18.8 | 18.6 |
| SVSU | 19.8 | 20.4 | 18.9 | 20.2 | 20.1 |
| UMA | 12.2 | 11.1 | 14.9 | 14.7 | 14.4 |
| UMD | 15.1 | 15.1 | 14.9 | 14.8 | 14.6 |
| UMF | 16.6 | 16.2 | 16.9 | 15.7 | 15.2 |
| WSU | 11.7 | 11.4 | 13.8 | 12.5 | 13.0 |
| WMU | 13.9 | 13.7 | 14.8 | 14.5 | 14.8 |

Source: Office of Budgetary Planning & Analysis